Lockheed Martin Corporation
6801 Rockledge Drive, Bethesda, MD 20817
Telephone 301-214-9958 Fax 301-214-9502

LOCKHEED MARTIN

Transmitted by Overnight Mail

Mr. James W. Metz

April 21, 2008

Chief, Voluntary Cleanup Division
Environmental Restoration and Redevelopment Program
Maryland Department of the Environment
1800 Washington Blvd. Ste. 625
Baltimore, MD 21230

Re: Middle River Complex VCP – Soil Response Action Plan, Block E, MRC, Middle River, Maryland

Dear Mr. Metz:

Please find enclosed document for your review and approval.

Please let me know if you have any questions about this transmittal; I can be reached at (301) 214-9958.

Sincerely,



Thomas D. Blackman
Project Lead, Environmental Remediation

Attachment: Soil Response Action Plan, Block E, MRC, Middle River, Maryland
BET 128

cc: Via Email

Brad Owens, Lockheed Martin	Mr. Horacio Tablada, MDE
Christine Kline, Lockheed Martin	Mr. James R. Carroll, MDE
Mary Morningstar, Lockheed Martin	Ms. Richelle Hanson, MDE
Mike Martin, Tetra Tech	Mr. Gary Schold, MDE

SOIL RESPONSE ACTION PLAN
BLOCK E AND E LOT 3
LOCKHEED MARTIN MIDDLE RIVER COMPLEX

2323 Eastern Boulevard
Middle River, Maryland



LOCKHEED MARTIN

Tetra Tech
Environmental Engineers & Scientists

April 2008

Final Soil Response Action Plan
Block E and E Lot 3
Lockheed Martin Middle River Complex
2323 Eastern Boulevard
Middle River, Maryland

Prepared for:

Lockheed Martin Corporation

Prepared by:

Tetra Tech, Inc.



Michael Martin, P.G.
Project Manager

TABLE OF CONTENTS

Section **Page**

EXECUTIVE SUMMARY ES-1

1 INTRODUCTION 1-1

1.1 PURPOSE 1-1
1.2 SCOPE 1-1
1.3 ORGANIZATION 1-2

2 BLOCK E AND E LOT 3 OVERVIEW 2-1

2.1 BLOCK E AND E LOT 3 BACKGROUND 2-1
2.1.1 Block E and E Lot 3 Description 2-1
2.1.2 Block E and E Lot 3 History 2-2
2.1.3 Block E and E Lot 3 Characteristics 2-5
2.2 SUMMARY OF BLOCK E AND E LOT 3 INVESTIGATIONS 2-7
2.2.1 Phase I Environmental Site Assessment (2003) 2-8
2.2.2 Phase II Investigation (Fall/Winter 2003) 2-8
2.2.3 Radiological Survey Building D (REC #1) (2004) 2-9
2.2.4 Site-Wide Phase II Investigation (2004) 2-10
2.2.5 Phase II Soil Investigation (Summer 2005) 2-12
2.3 NATURE AND EXTENT OF CONTAMINATION 2-12
2.3.1 Soil 2-12
2.3.2 Groundwater 2-13
2.4 RESPONSE ACTION SUMMARY 2-13
2.4.1 Proposed Response Actions 2-13
2.4.2 Future Land Use Category 2-14
2.4.3 Proposed Land Use Control 2-14

3 ADDITIONAL INVESTIGATORY INFORMATION 3-1

3.1 ADDITIONAL SOIL INVESTIGATIONS 3-1
3.2 RESULTS 3-3

4 EXPOSURE ASSESSMENT 4-1

4.1 INTRODUCTION 4-1
4.2 CURRENT AND FUTURE LAND USE 4-1
4.3 MEDIA OF CONCERN 4-2
4.4 CONCEPTUAL SITE MODEL 4-2

TABLE OF CONTENTS (Continued)

Section **Page**

5 CLEANUP CRITERIA 5-1

5.1 CLEANUP CRITERIA 5-1
5.2 RISK ASSESSMENT SUMMARY 5-2
5.3 CLEANUP GOALS 5-2
5.4 ATTAINMENT OF CLEANUP GOALS 5-3

6 SELECTED TECHNOLOGIES AND LAND USE CONTROLS 6-1

6.1 INTRODUCTION 6-1
6.1.1 Response Action Objectives 6-1
6.1.2 Applicable or Relevant and Appropriate Requirements and To Be Considered Criteria 6-2
6.1.3 Chemicals of Concern 6-3
6.1.4 Cleanup Goals 6-3
6.1.5 General Response Actions and Action-Specific ARARs 6-4
6.1.6 Estimated Volume of Contaminated Soil 6-4
6.2 SCREENING OF TECHNOLOGIES AND PROCESS OPTIONS 6-4
6.2.1 Preliminary Screening of Technologies and Process Options 6-6
6.2.2 Detailed Screening of Treatment Technologies and Process Options 6-7
6.2.3 Selection of Representative Process Options 6-10
6.3 DEVELOPMENT AND DETAILED ANALYSIS OF ALTERNATIVES 6-10
6.3.1 Development of Alternatives 6-11
6.3.2 Description and Detailed Analysis of Alternatives 6-11
6.3.3 Detailed Analysis of Alternatives 6-15
6.4 COMPARATIVE ANALYSIS OF ALTERNATIVES 6-20
6.4.1 Soil 6-20
6.4.2 Summary of Comparative Analysis of Alternatives 6-21
6.5 PROPOSED ALTERNATIVE 6-21

7 EVALUATION CRITERIA FOR THE SELECTED TECHNOLOGY 7-1

7.1 EVALUATION CRITERIA 7-1
7.2 CONTINGENCY MEASURES 7-1

8 PROPOSED RESPONSE ACTIONS 8-1

8.1 INTRODUCTION 8-1
8.2 RESPONSE ACTION PLAN DESCRIPTION 8-1
8.2.1 Summary of Major Components 8-1
8.2.2 Performance Criteria 8-4
8.2.3 Sequence 8-7

TABLE OF CONTENTS (Continued)

Section **Page**

8.3 POST-REMOVAL/CONFIRMATION SAMPLING AND ANALYSIS 8-8
8.3.1 Sampling and Sample Evaluation 8-9
8.3.2 Sampling Locations 8-10
8.4 EROSION AND SEDIMENT CONTROL 8-10
8.4.1 Inspection and Maintenance 8-11
8.4.2 Restoration 8-12
8.5 MISCELLANEOUS RESPONSE ACTION REQUIREMENTS 8-13
8.5.1 Utilities 8-13
8.5.2 Groundwater Monitoring Wells 8-13
8.5.3 Dust Control 8-13
8.5.4 Spill Mitigation Response Procedures 8-13
8.6 REPORTING REQUIREMENTS 8-15
8.6.1 Recordkeeping 8-16

9 PERMITS, NOTIFICATIONS, AND CONTINGENCIES 9-1

9.1 INTRODUCTION 9-1
9.2 PERMITS 9-1
9.2.1 Earth-Moving Activities 9-1
9.2.2 Excavation Dewatering 9-2
9.2.3 Underground Storage Tanks 9-3
9.3 NOTIFICATIONS 9-4
9.4 CONTINGENCIES 9-4

10 IMPLEMENTATION SCHEDULE 10-1

11 ADMINISTRATIVE REQUIREMENTS 11-1

11.1 INTRODUCTION 11-1
11.2 WRITTEN AGREEMENT 11-1
11.3 ZONING CERTIFICATION 11-1
11.4 PERFORMANCE BOND OR OTHER SECURITY 11-2
11.5 HEALTH AND SAFETY PLAN 11-2
11.5.1 Training and Medical Surveillance 11-3
11.5.2 On-Site Health and Safety Functions 11-4

12 REFERENCES 12-1

TABLE OF CONTENTS (Continued)

APPENDICES

APPENDIX A - SUMMARY OF DETECTED CONCENTRATIONS IN SOIL

APPENDIX B - STATISTICAL SUMMARY OF PRE- AND POST-REMOVAL ACTION DATA

APPENDIX C - FIELD DOCUMENTATION NOTES AND BORING LOGS

APPENDIX D - DATA VALIDATION REPORTS

APPENDIX E - ADMINISTRATIVE REQUIREMENTS
WRITTEN AGREEMENT
ZONING CERTIFICATION

LIST OF FIGURES
All figures appear at the end of each section

Figure 1-1 Middle River Complex Location Map
Figure 1-2 Middle River Complex Tax Blocks
Figure 2-1 Middle River Complex Layout Map
Figure 2-2 Groundwater Contours of the Upper Surficial Aquifer, December 2005
Figure 2-3 Sampling Locations
Figure 2-4 COC Exceedances of Cleanup Goals
Figure 3-1 Sampling Locations
Figure 3-2 COC Exceedances of Cleanup Goals (including Fall 2007 Data)
Figure 8-1 Removal Limits

LIST OF TABLES
All tables appear at the end of each section

Table 2-1 Summary of Groundwater Level Measurements
Table 5-1 Cleanup Criteria
Table 5-2 Statistical Comparisons of Background Criteria to Pre-Response Action Concentrations
Table 5-3 Pre- and Post-Response Action Risks
Table 6-1 Chemical-Specific ARARs
Table 6-2 Location-Specific ARARs
Table 6-3 Action-Specific ARARs
Table 6-4 Preliminary Screening of Technologies and Process Options
Table 6-5 Summary of Comparative Analysis of Alternatives
Table 8-1 Backfill Material Acceptance Criteria

ACRONYMS

µg/kg	micrograms per kilogram
API	American Petroleum Institute
ARAR	Applicable or Relevant and Appropriate Requirement
ASTM	American Society for Testing and Materials International
ATC	Average Typical Concentration
bgs	below ground surface
CERCLA	Comprehensive Environmental Response, Compensation, and Liability Act
CFR	Code of Federal Regulations
COC	chemical of concern
COMAR	Code of Maryland Regulations
COPC	chemical of potential concern
CSF	Cancer Slope Factor
CSM	Conceptual Site Model
cy	cubic yards
DEPRM	Department of Environmental Protection and Resource Management
DRO	diesel range organics
EDD	electronic data deliverable
EM	electromagnetic
EPA	United States Environmental Protection Agency
ESA	Environmental Site Assessment
GLM	Glenn L. Martin Company
GPR	ground penetrating radar
GRA	general response action
GRO	gasoline range organics
HASP	Health and Safety Plan
HHRA	Human Health Risk Assessment
LDR	Land Disposal Restriction
LUC	land use control
MDE	Maryland Department of the Environment

mg/kg	milligrams per kilogram
MRAS	Middle River Aircraft Systems
MRC	Middle River Complex
MS2-LS&S	Maritime Systems & Sensors – Littoral Ships & Systems
MSDS	Material Safety Data Sheet
msl	mean sea level
NCP	National Oil and Hazardous Substances Pollution Contingency Plan
NEPA	National Environmental Policy Act
NIOSH	National Institute of Occupational Safety and Health
NPDES	National Pollutant Discharge Elimination System
NPW	net present worth
O&M	operation and maintenance
OCP	Oil Control Program
OSHA	Occupational Safety and Health Administration
PAH	polycyclic aromatic hydrocarbon
PCB	polychlorinated biphenyl
PLS	pure live seed
PPE	personal protective equipment
RAO	response action objective
RAP	Response Action Plan
RCRA	Resource Conservation and Recovery Act
REC	Recognized Environmental Condition
RfD	Reference Dose
sf	square feet
SSO	Site Safety Officer
STP	Sewage Treatment Plant
SVOC	semivolatile organic compound
TBC	To Be Considered
TCLP	Toxicity Characteristic Leaching Procedure
TSDF	treatment, storage, and disposal facility
Tetra Tech	Tetra Tech, Inc.
UCL	upper confidence limit

UECA	Uniform Environmental Covenants Act
USC	United States Code
USCS	Unified Soil Classification System
UST	underground storage tank
UTS	Universal Treatment Standard
VCP	Voluntary Cleanup Program
VOC	volatile organic compound

Executive Summary

This Response Action Plan (RAP) is being submitted by Tetra Tech, Inc. (Tetra Tech) on behalf of Lockheed Martin Corporation (Lockheed Martin) for soil media at Block E and E Lot 3 of the Lockheed Martin Middle River Complex (MRC) located in Middle River, Maryland. The RAP was prepared in accordance with the requirements of the Maryland Department of the Environment's (MDE's) Voluntary Cleanup Program (VCP) (Section 7-508 of the Environment Article, Annotated Code of Maryland). The purpose of the RAP is to provide the information necessary to support the decision to remove contaminated soil in order to receive a Certificate of Completion from the MDE under a Tier 1A (Residential Unrestricted) future land use and restriction category based on potential future residential development. In addition, the remaining portion of the product pipeline and associated contaminated soil will be removed.

The MRC is located in Middle River, Maryland, approximately 11.5 miles northeast of downtown Baltimore and covers approximately 161 acres. Block E and E Lot 3 (15.97 acres) is located in the southern portion of the MRC. Three Recognized Environmental Conditions (RECs), REC #1 (Former Building D), REC #2 (Product Pipeline), and REC #3 [Former 500,000-gallon Above-Ground Storage Tank (AST) and Associated Tanks], are located in Block E and E Lot 3.

Former Building D (REC #1) encompasses approximately half the area of Block E and E Lot 3. Although Building D was demolished in the early 1970s, the building's foundation and ground floor slab area are still present. The floor slab consists of concrete slabs with ceramic tiles overlaying the concrete in several locations. There are construction joints or expansion joints with associated cracking between the slabs. The Product Pipeline (REC #2) is a 1,815 foot long, 2-inch-diameter pipe that runs underground from the former 500,000-gallon fuel oil AST (REC #3) to the MRC's Power Plant (located in Block I). The former 500,000-gallon AST and Associated Tanks (REC #3) were located in a grass-covered shoulder in the southwestern portion of Block E and E Lot 3 near the Fire Pump Building. The 500,000-gallon AST was surrounded by a shallow, grass-covered earthen berm.

Investigations associated with Block E and E Lot 3 have been conducted since 2003 and have included record reviews, discussions with MRC personnel, radiological and geophysical surveys, and soil and groundwater sampling. The analytical results for the soil and groundwater samples were evaluated in a site-specific human health risk assessment (HHRA), which identified Aroclor-1260 as a chemical of concern (COC) in soil. Cleanup goals were developed to satisfy the requirements of the VCP and to be consistent with the requirements of the National Oil and Hazardous Substances Pollution Contingency Plan (NCP), 40 Code of Federal Regulations (CFR) Part 400.430, as implemented through the Comprehensive Environmental Response, Compensation, and Liability Act (CERCLA). Attainment of the cleanup goals at Block E and E Lot 3 will result in a cancer risk less than 1×10^{-5} and a hazard index less than 1.0.

An additional field investigation was conducted Block E during the fall of 2007 to refine the horizontal and vertical limits of soil with COC concentrations greater than the cleanup goals and also to collect additional data for geographical coverage of the area. Data from the additional field investigation confirmed the presence of Aroclor-1260, a polychlorinated biphenyl (PCB), in 71 soil samples and benzo(a)pyrene in 25 soil samples. The Aroclor-1260 concentrations in soils ranged from non-detect to a maximum of 1,800,000 µg/kg in the surficial sample at soil boring SB-353. The Aroclor-1260 concentrations were detected frequently in surficial soil samples within REC #1 (Former Building D) particularly from samples collected from soils between the joints in the foundation slabs. There were a total of 42 soil samples with Aroclor-1260 concentrations greater than the cleanup goal of 320 µg/kg. As additional data was collected for geographical coverage, human health risks were recalculated and benzo(a)pyrene was identified as a COC. Benzo(a)pyrene concentrations in soils ranged from non-detect to a maximum of 7,600 µg/kg at soil boring SB-503 (surficial sample). The benzo(a)pyrene concentrations were below the cleanup goal of 340 µg/kg in the majority of the samples. The 25 detections of benzo(a)pyrene were scattered sporadically at various boring locations. Five samples that exceeded the cleanup goal for benzo(a)pyrene are located in and around REC #1, REC #2 and REC #3.

Soil with COC concentrations greater than the cleanup goals will be removed from parts of REC #1 (Area A) encompassing soil borings as shown in Figure 8-1 to a depth of 1 foot bgs. The 1 foot removal in Area A will include demolition and removal of the 8-inch thick reinforced concrete slab from former Building D and removal of approximately 4-inches of underlying soil. Since the depth of PCB impact associated with the samples obtained between in floor slab cracks is not well

defined in the proposed removal area, a final delineation will therefore be conducted as part of the design phase prior to commencing soil removal activities and, possibly, during post-removal/confirmation sampling.

Soils associated with soil boring SB-504 (Area B) will be removed to a depth of 6 feet bgs. Soils associated with soil borings SB-501 and SB-502 (Area C) will be removed to a depth of 10 feet bgs or to the depth of the zone of saturation, whichever is less. Soils associated with soil borings SB-522 and SB-524 (Area D), SB-505, and SB-515 will be removed to a depth of 2 feet bgs. In addition, for the product pipeline (REC #2), the piping and soil will be removed to a depth of 8 feet bgs or to the depth of the zone of saturation, whichever is less. Soil removal for the product pipeline will include removal of soil with petroleum hydrocarbon diesel range organics (DRO) and petroleum hydrocarbon gasoline range organics (GRO) concentrations greater than the MDE soil cleanup standard of 230 mg/kg associated with soil borings SB-19 and SB-505. The product pipeline removal area is approximately 1,520 feet long with an assumed width of 3 feet and vertical excavation sideslopes. The aerial extent of removal for Block E and E Lot 3 from these areas is approximately 150,000 sf and the removed soil quantity is approximately 7,400 cy. The soil boring sample location and removal limits are indicated on Figure 8-1. In addition to the soil removal described above, the integrity and extent of Aroclor-1260 contamination associated with the storm sewer piping located south of former Building D and flowing to Dark Cove Cove will be assessed and delineated. Obstructions, debris, and sediment within the storm sewer piping and surrounding soil with contaminant concentrations greater than the cleanup goals will be removed.

As required by the VCP, selected technologies and land use controls (LUCs) were evaluated. The NCP served as a guide for the process used to arrive at the selected technology (i.e., selected alternative). This process included the identification, screening, and evaluation of potential technologies and process options; preliminary and detailed screening of technologies and process options; selection of representative process options; development and detailed analysis of alternatives; comparative analysis of alternatives; and description of the proposed alternative. The proposed response action selected was Excavation to Allow Unrestricted Residential Site Use and Off-Site Treatment and Disposal.

The proposed response action would remove soil with COC concentrations greater than the cleanup goals to the extent necessary to allow unrestricted residential use of Block E and E Lot 3.

Site preparation would include the construction of temporary haul routes and clearing of the areas to be excavated. Excavation of soil would be conducted using a bulldozer, front-end loader, hydraulic excavators, backhoe, or similar equipment. The remaining portion of the product pipeline would also be removed. Post-removal/confirmation samples would be collected from the sidewalls and base of the excavation(s). Following excavation and confirmation sampling, the excavated areas would be backfilled with clean material, graded to original contours, and restored to pre-response action conditions. It is assumed that excavated soil would be disposed at an off-site Resource Conservation and Recovery Act (RCRA) Subtitle D landfill or off-site Toxic Substances Control Act (TSCA) chemical waste landfill. Because the soil remaining on site would no longer contain concentrations of COCs that could be harmful to hypothetical future residential receptors, soil-related LUCs would not be required.

Lockheed Martin will meet local, State, and federal permitting requirements for the response action. Based on a review of requirements of MDE and Baltimore County, permitting requirements for the response action are related to earth-moving activities and USTs (as they relate to the product pipeline).

As stipulated by MDE's VCP, administrative requirements, including a written agreement, zoning certification, performance bond or other form of security, and health and safety plan requirements will be met. A written agreement stipulating that if the RAP is approved, the applicant agrees to comply with the provisions of the RAP is provided with this RAP. A zoning certification, a certified written statement that the property meets all applicable county and municipal zoning requirements, is also provided with this RAP. A project-specific Health and Safety Plan (HASP) will be prepared and submitted to MDE prior to implementation of the MDE-approved RAP.

Section 1
Introduction

1.1 PURPOSE

On behalf of Lockheed Martin Corporation (Lockheed Martin), Tetra Tech, Inc. (Tetra Tech) has prepared this Response Action Plan (RAP) for soil media at Block E and E Lot 3 of the Lockheed Martin Middle River Complex (MRC) located in Middle River, Maryland. The location of the MRC is shown on Figure 1-1. This RAP has been prepared in accordance with the requirements of the Maryland Department of the Environment's (MDE's) Voluntary Cleanup Program (VCP) (Section 7-508 of the Environment Article, Annotated Code of Maryland).

The purpose of the RAP is to provide the background, support, and framework for remediation of soil with chemical of concern (COC) concentrations greater than the cleanup goals in order to receive a Certificate of Completion from the MDE under a Tier IA (Residential Unrestricted) future land use and restriction category based on potential future residential development. In addition, previously abandoned-in-place underground product piping and associated soil with petroleum hydrocarbon diesel range organic (DRO) and petroleum hydrocarbon gasoline range organic (GRO) concentrations greater than MDE soil cleanup standards will be removed. Block E and E Lot 3 and physical features are shown on Figure 1-2.

A Certificate of Completion will be sought from the MDE following the satisfactory implementation and completion of the MDE-approved RAP.

1.2 SCOPE

The response action for Block E and E Lot 3, which will address soil and groundwater with COC concentrations greater than the cleanup goals, is summarized as follows:

- The soil response action proposed in this RAP will include removal of soil with COC concentrations greater than the cleanup goals and removal of previously abandoned-in-place underground product piping and associated soil with DRO and GRO concentrations greater than MDE soil cleanup standards.

- The Groundwater Response Action Plan will address groundwater with COC concentrations greater than the cleanup goals in order to receive a Certificate of Completion from the MDE under a Tier IB (Residential Restricted) future land use and restriction category. The restriction category would consist of institutional controls designed to prevent potable use of groundwater. The restriction category consisting of institutional controls would remain in place until the groundwater cleanup goals are achieved through remediation. The proposed response action for groundwater associated with Block E and E Lot 3 is described in the Groundwater Response Action Plan provided under separate cover.

1.3 ORGANIZATION

This RAP is organized as follows:

- Section 1 – Introduction: Presents the purpose, scope, and organization of the RAP.

- Section 2 – Block E and E Lot 3 Overview: Presents a brief description of MRC and Block E history, environmental investigations and results, nature and extent of contamination, and a summary of the proposed soil response action.

- Section 3 – Additional Investigatory Information: Presents a summary the additional investigation completed in support of the response action.

- Section 4 – Exposure Assessment: Presents the current and proposed land use, media of concern, and Conceptual Site Model (CSM).

- Section 5 – Cleanup Criteria: Presents cleanup criteria, a risk assessment summary, cleanup goals, and information associated with attainment of cleanup goals.

- Section 6 – Selected Technologies and Land Use Controls: Presents the screening of technologies and process options, development and analysis of alternatives, comparative analysis of alternatives, and the selected alternative to achieve cleanup of Block E and E Lot 3.

- Section 7 – Evaluation Criteria for the Selected Technology: Presents the criteria required for a Certificate of Completion.

- Section 8 – Proposed Response Actions: Presents the plan for all work necessary to perform the proposed response action.

- Section 9 – Permits, Notifications, and Contingencies: Presents the local, State, and federal laws and regulations that prescribe the permits and approvals required to implement the MDE-approved RAP.

- Section 10 – Implementation Schedule: Presents the detailed schedule for all work necessary to implement the MDE-approved RAP.

- Section 11 – Administrative Requirements: Presents the administrative documents required to implement the MDE-approved RAP.

- Section 12 – References: Lists references and citations used in compiling this RAP.

Appendix A includes a summary of soil analytical results. Appendix B includes a statistical summary of pre- and post-removal action data. Appendix C includes the field documentation notes and boring logs. Appendix D includes data validation reports. Appendix E includes documentation required to comply with administrative requirements.

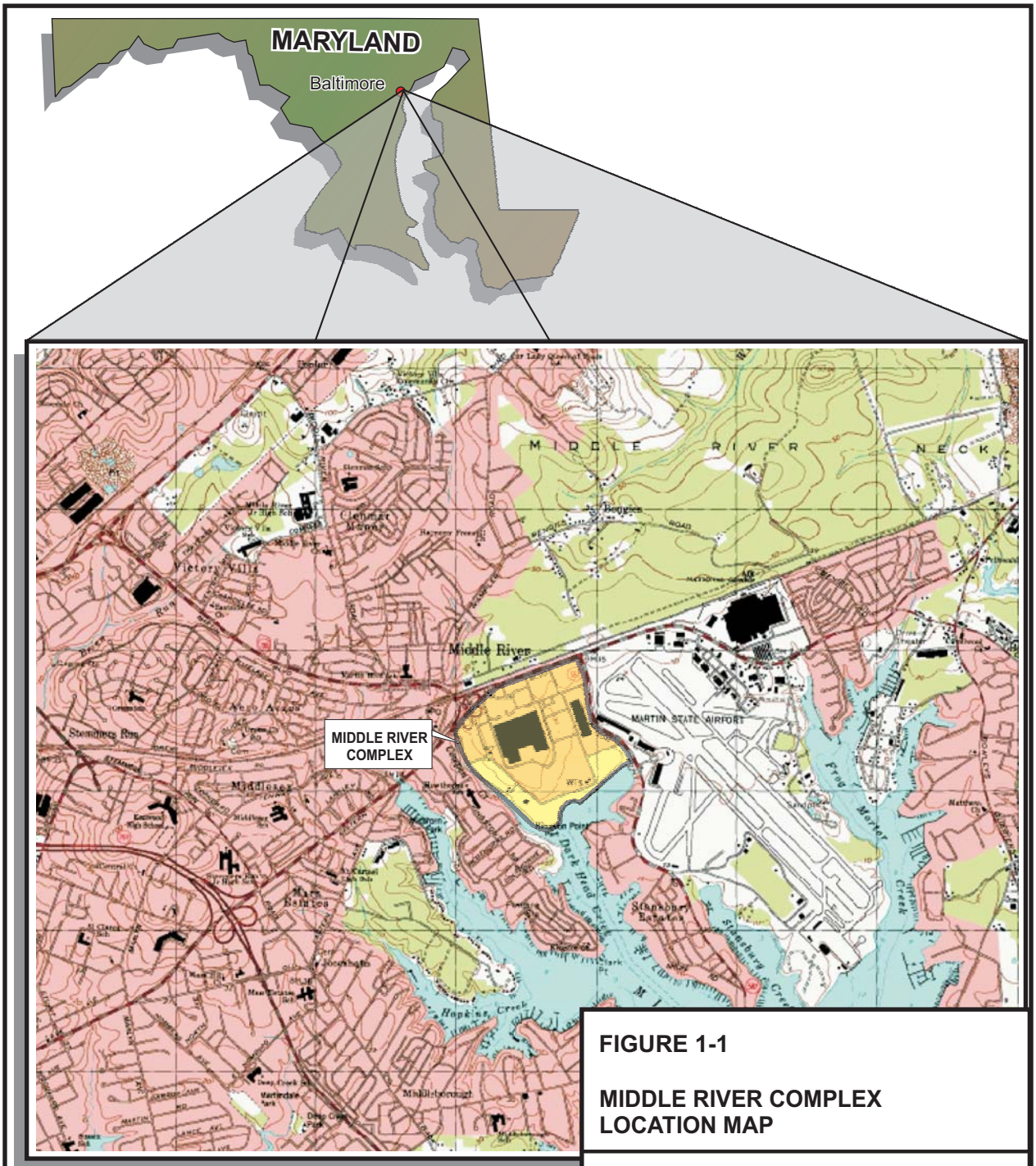

FIGURE 1-1

MIDDLE RIVER COMPLEX LOCATION MAP

Lockheed Martin Middle River Complex
Middle River, Maryland

NOT TO SCALE	N
DATE MODIFIED: 8/21/07	CREATED BY: J. F.

Tetra Tech, Inc.

K:\GProject\middle_river\graphics\Middle River Complex Loc Map_Revised.cdr

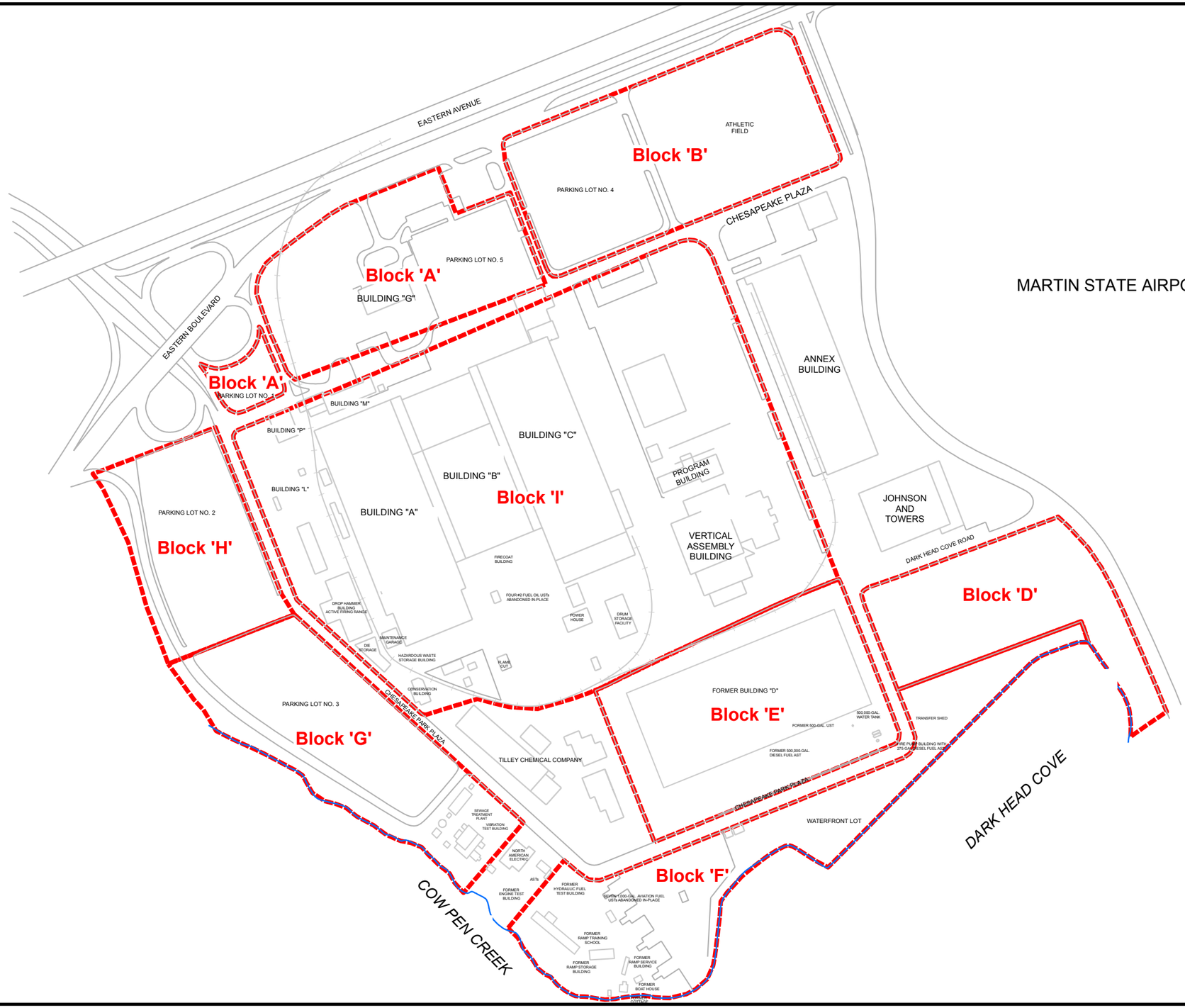

FIGURE 1-2

MIDDLE RIVER COMPLEX
TAX BLOCKS

LEGEND

- TAX BLOCK
- STRUCTURE
- RAILROAD TRACKS

Lockheed Martin Middle River Complex
Middle River, Maryland

0 100 200 400 Feet

N

DATE MODIFIED: 3/13/07

CREATED BY: J. F.

Tetra Tech, Inc.

K:\GProject\middle_river\Maps\draft response action plan\Block B\Tax Blocks.mxd

Section 2
Block E and E Lot 3 Overview

2.1 BLOCK E AND E LOT 3 BACKGROUND

The MRC, which is part of the Chesapeake Industrial Park, is located at 2323 Eastern Boulevard in Middle River, Maryland, approximately 11.5 miles northeast of downtown Baltimore. The MRC covers approximately 161 acres and consists of 12 main buildings, an active industrial area and yard, perimeter parking lots, an athletic field, a concrete-covered vacant lot, a trailer and parts storage lot, and numerous grass-covered green spaces along it's perimeter. The MRC is bounded by Eastern Boulevard (Route 150) to the north, Dark Head Cove to the south, Cow Pen Creek to the west, and Martin State Airport to the east. The location of the MRC is shown in Figure 1-1. A MRC layout map is presented as Figure 2-1.

The MRC is comprised of several tax blocks. Block E and E Lot 3, consisting of 15.97 acres, is located in the southern portion of the MRC. Block E and E Lot 3 is bounded on the north by the industrial portion of the MRC (Block I), to the east by Parking Lot No. 6 (Block D), to the south by Waterfront Lot (Block F), and to the west by the Tilley Chemical Company. The following Recognized Environmental Conditions (RECs) are located in Block E and E Lot 3:

- Former Building D (REC #1)
- Product Pipeline (REC #2)
- Former 500,000-gallon above-ground storage tank (AST) and Associated Tanks (REC #3)

2.1.1 Block E and E Lot 3 Description

Currently, Lockheed Martin's MRC primary activities include facility and building management and maintenance. The MRC has two main tenants: Middle River Aircraft Systems (MRAS), a subsidiary of General Electric that conducts design, manufacturing, fabrication, testing, overhaul, repair, and maintenance of aeronautical structures, parts, and components for military and

commercial applications, and Maritime Systems & Sensors – Littoral Ships & Systems (MS2-LS&S), a subsidiary of Lockheed Martin that conducts fabrication, assembly, testing, and support of vertical launch systems. Lockheed Martin and tenant operations are almost entirely contained within Block I.

Block E and E Lot 3 consists of RECs #1, #2, and #3. Former Building D (REC #1) encompasses approximately half the area of Block E and E Lot 3. Although Building D was demoslished in the early 1970s, the building's foundation and ground floor slab area are still present. The floor slab consists of concrete slabs with ceramic tiles overlaying the concrete in several locations. There are construction joints or expansion joints with associated cracking between the slabs.

The Product Pipeline (REC #2) is a 1,815 foot long, 2-inch-diameter pipe that runs underground from the former 500,000–gallon fuel oil AST (REC #3) to the MRC's Power Plant (located in Block I). The pipeline supplied fuel oil to the Power House. The location of the former pipeline coincides with the location of a drainage ditch that runs along the western and southern boundary of Block E and E Lot 3. Surface water and marsh-type vegetation have been observed in the drainage ditch during site visits.

The former 500,000-gallon AST and Associated Tanks (REC #3) were located in a grass-covered shoulder in the southwestern portion of Block E and E Lot 3 near the Fire Pump Building. The 500,000-gallon AST was surrounded by a shallow, grass-covered earthen berm. A large water tower and Fire Pump Building were located adjacent to the AST.

Block E and E Lot 3 is bounded on all four sides with a chain-link fence. Several locked exterior gates are present in the northeastern corner of the unit, allowing MRC employees unrestricted access from the active industrial portion of the MRC.

2.1.2 Block E and E Lot 3 History

In 1929, Glenn L. Martin Company (GLM), a predecessor of Lockheed Martin, acquired a large parcel of land in Middle River, Maryland to conduct aircraft manufacturing for the United States government and for commercial clients. Prior to the property's first occupancy, the MRC was

undeveloped land. In the early 1960s, GLM merged with American-Marietta Company, forming Martin Marietta Corporation. Around 1975, the adjacent eastern airport (Martin State Airport), totaling approximately 750 acres, was transferred to the State of Maryland. In the mid-1990s, Martin Marietta Corporation merged with Lockheed, forming Lockheed Martin Corporation, with its principal subsidiary specializing in construction and testing of new ordnance for the United States government and for commercial clients. Shortly following the merger, General Electric acquired the majority of Lockheed Martin's aeronautical business in Middle River, which began to function as MRAS.

REC #1 (Former Building D) was constructed in the early 1940s for the final assembly of metal carcasses onto aircraft frames and was demolished in 1972. The building, consisting of an assembly floor (first floor) and a basement, occupied approximately 400,000 square feet. According to historical engineering maps provided by MRC, the basement housed several nuclear-related offices and laboratories within the southwestern portion and cleaning/plating and finishing rooms along the southern interior wall near the building's center.

The REC has remained undeveloped since demolition of the building in the early 1970s. However, the building's foundation is still present and observed to be composed of smaller concrete slabs, most being relatively intact. Ceramic tiles overlying the concrete foundation are observed in areas corresponding to the former cafeteria and clean plating and finishing shops. Based on a review of available aerial photographs as well as during several site visits, the former Building D area has been observed to be used for temporary truck trailer storage (Tetra Tech, April 2005).

REC #2 (Product Pipeline) runs underground from a former 500,000-gallon fuel oil No. 2 AST (REC #3) to the MRC's Power House (Block I). The product pipeline supplied No. 2 fuel oil to the MRC's Power House from REC #3. Neither the age nor the startup date of the product pipeline was determined; however, the former 500,000-gallon AST (REC #3) was determined to be approximately 20 to 25 years old when it was permanently removed from the MRC in November 2002. When the AST was removed, the product pipeline was left in place.

On June 17, 2002, before the AST was removed, the MRC discovered that a release had occurred from the pipeline. The release was detected by an MRC employee who observed petroleum odors and a sheen on standing water above one section of the underground pipeline. MRC reported the spill to the MDE and retained the services of a spill responder to contain and clean up the spill. As part of the cleanup process, the remaining product was pumped out of the product pipeline. Approximately 124 gallons of oil was recovered. Subsequent excavation in the vicinity of the release identified the presence of several holes along 40 linear feet of the pipe. Upon inspection of the reported spill, MDE required excavation of all visually contaminated soil and flushing and capping of the pipe. The pipe was cut, flushed with detergent, and capped with cement. A total of four 30 cubic yard (cy) dumpsters of contaminated soil was excavated and transported offsite for proper disposal. MDE did not require further investigation of the underground product line.

REC #3 (Former 500,000-gallon AST and Associated Tanks), was located in the southwestern corner of Block E and E Lot 3 near the Fire Pump Building. During the Phase I ESA, documentation of the abandonment and removal of the 500,000-gallon AST was reviewed. The AST was permanently removed from the MRC on November 7, 2002. Neither the age nor startup date of the AST was presented; however, it was documented as being approximately 20 to 25 years old at the time of removal.

The 500,000-gallon AST was closed at the same time as an adjacent 500-gallon fuel oil underground storage tank (UST). The UST was permanently removed on November 7, 2002. It was approximately 25 to 30 years old and was used to collect excess oil from the pressurized lines after the 500,000-gallon AST was filled. According to the Phase I ESA (Earth Tech, February 2003), the UST was periodically pumped and the contents stored in 55-gallon drums for offsite disposal. In the UST removal documents, the MDE inspector noted the absence of soil and groundwater contamination in the excavation and minimal rusting and pitting of the tank.

2.1.3 Block E and E Lot 3 Characteristics

2.1.3.1 Current and Surrounding Land Use

The MRC is an industrial facility, and the area surrounding the MRC primarily consists of commercial, industrial, and residential establishments. Six facilities comprise the remaining portion of the Chesapeake Industrial Park including Tilley Chemical Company, Inc., a food and pharmaceutical chemical distributor for personal care and industries; North American Electric, Inc., an industrial and commercial electrical contractor; Johnson and Towers, a heavy duty automotive and boat repair and maintenance company; Poly-Seal Corp., a company that produces flexible packaging; Exxon, a gasoline fill station and convenience store; and the Middle River Post Office. Residential developments are present on the opposite shores of Cow Pen Creek, Dark Head Cove, and Dark Head Creek and north of Eastern Boulevard (Route 150).

2.1.3.2 Physiography

The MRC is located within the Western Shore of the Coastal Plain Physiographic Province, which is generally characterized by low relief. The topography of the MRC is gently sloping, ranging from sea level to 32 feet above mean sea level (msl) (Cassell, 1977). The topography slopes from Eastern Boulevard to the southwest and south towards Cow Pen Creek and Dark Head Cove.

Block E and E Lot 3 is a relatively flat parcel of land ranging from 12 to 25 feet above msl. A 12-foot high, steeply-sloped incline defines the northern and western boundary of Block E and E Lot 3. The incline's grade decreases to the east and south.

2.1.3.3 Hydrology

The MRC lies at the junction of Cow Pen Creek and Dark Head Cove. Both surface water bodies discharge into Dark Head Creek, a tributary to Middle River, which is a tributary to Chesapeake Bay. The MRC lies approximately 3.24 miles (17,100 feet) upstream of Chesapeake Bay.

No surface water bodies lie within or cross the MRC. Excluding areas immediately adjacent to Cow Pen Creek and Dark Head Creek, surface water runoff discharges from the MRC via storm drains. Lockheed Martin maintains a State of Maryland National Pollution Discharge Elimination System (NPDES) permit (State Discharge Permit No.: 00-DP-0298, NPDES No.: MD0002852), issued by MDE Industrial Discharge Permits Division, Water Management Administration. The permit covers stormwater discharge from the entire property rather than individual tenants. The NPDES permitted outfall locations are shown on Figure 2-1.

No surface water bodies cross or emanate from Block E and E Lot 3. A drainage ditch is located immediately outside the southern and western perimeters of Block E and E Lot 3. Ponding of surface water in the far northwestern portion of the site has been observed during several site visits. In addition, grasses and shrubs indicative of saturated conditions have been observed in this area and in the adjacent drainage ditch. Surface water runoff can either infiltrate into the subsurface soil or discharge as overland sheet flow to Chesapeake Park Plaza or the nearby shallow drainage ditch. Stormwater management features are located within Block E and E Lot 3 and are indicated on the MRC utility map included as Appendix J of the Site Characterization Report (Tetra Tech, May 2006). No wetlands have been identified in or around Block E and E Lot 3, and Block E and E Lot 3 are not located within the 100-year floodplain.

2.1.3.4 Soils

Soils underlying MRC have been mapped as Mattapex-Urban Land Complex and Sassafras-Urban Land Complex by the United States Department of Agriculture Soil Conservation Service. Mattapex-Urban Land soils consist of deep, well-drained silty soils whose original texture has been disturbed, graded over, or otherwise altered. Sassafras-Urban Land soils consist of deep, well-drained sandy soils whose original texture has been disturbed, graded over, or otherwise altered. Site characterization studies indicate that a high degree of fine-grained (e.g., silt and clay) soils with low permeabilities are present at the MRC.

2.1.3.5 Geology

The surficial geology of Block E and E Lot 3 is summarized below. The geology of the MRC is described in the Site Characterization Report (Tetra Tech, May 2006).

Based on lithologic logging of the soil borings, the subsurface soils were highly heterogeneous, consisting of interbedded sands, silts, and clays. Fill materials, consisting of native material and wood fragments, were observed in one soil boring (SB-38) from 4 to 7 feet below ground surface (bgs). In the area around REC #3 (Former 500,000-gallon AST and Associated Tanks), the subsurface soils were highly variable and complex, with silty clay appearing to be the dominant lithology with interbedded sand lenses at irregular intervals.

2.1.3.6 Hydrogeology

A summary of groundwater measurements taken at Block E and E Lot 3 is presented in Table 2-1. The groundwater elevation contours using the shallow/intermediate surficial aquifer monitoring wells are presented on Figure 2-2. Groundwater flows in a radial fashion from the hydraulically upgradient northern portion of the MRC at Eastern Boulevard to the southeast, south, and southwest toward Dark Head Cove and Cow Pen Creek.

Groundwater was encountered at Block E and E Lot 3 at depths ranging from 1 to 22 feet bgs and generally occurred at 5 feet bgs in the soil borings where sand was the dominant soil type, and at 12 to 13 feet bgs in the borings where silt/clay was the dominant soil type. Groundwater was encountered at depths ranging from 4.5 to 16 feet bgs in borings along the product pipeline (generally at 8 feet bgs in the silt and sand layers). Groundwater was typically encountered in the sand and silt lenses overlying silty clay layers in the area around the former AST (REC #3).

2.2 SUMMARY OF BLOCK E AND E LOT 3 INVESTIGATIONS

Investigations associated with Block E and E Lot 3 have been conducted since 2003 and have included record reviews, discussions with MRC personnel, geophysical surveys, and soil and

groundwater sampling. Investigations[1] included the Phase I Environmental Site Assessment (2003) (Earth Tech, Inc., 2003), Phase II Investigation (Fall/Winter 2003) (Tetra Tech, February 2004), Radiological Survey Building D (REC #1) (2004) (Tetra Tech, April 2004), Site-Wide Phase II Investigation (2004) (Tetra Tech, April 2005), Phase II Soil Investigation (Summer 2005) (Tetra Tech, May 2006), Groundwater Characterization (Summer 2005) (Tetra Tech, May 2006), and Groundwater Investigation (Fall 2005) (Tetra Tech, May 2006). The summary of Block E and E Lot 3 investigations provided below is limited to the media of concern, soil, whereas a summary of groundwater investigations is provided in the Groundwater Response Action Plan.

2.2.1 Phase I Environmental Site Assessment (2003)

A Phase I ESA was conducted on the MRC in February 2003. The Phase I ESA (Earth Tech, Inc., 2003) consisted of a historical review of the MRC (i.e., a review of available MRC documents, aerial photographs, and city directories); a review of federal, State, and local agency databases; interviews with MRC personnel; and a site visit. The Phase I ESA identified 13 specific RECs associated with the MRC.

The three RECs located in Block E and E Lot 3 were identified during the Phase I ESA (REC #1, REC #2, and REC #3).

In addition to the identification of the 13 RECs, the Phase I ESA also recommended further investigation into the MRC's historic site activities to identify other potential environmental concerns.

2.2.2 Phase II Investigation (Fall/Winter 2003)

During the fall of 2003, a Phase II investigation consisting of soil and groundwater sampling and analysis and a geophysical survey was conducted on 7 of the 13 Phase I RECs (Tetra Tech, February 2004). The objective of the Phase II Investigation was to determine baseline conditions by identifying and evaluating contaminants of potential concern (COPC) present in the underlying media.

1 Investigations cited by investigation title, performance period, and reference.

Six soil borings (SB-1 through SB-6) were installed within the footprint of former Building D to determine baseline conditions at REC #1. The depths of the borings ranged between 10 and 24 feet bgs. Two soil samples were collected from each boring (5 and 10 feet bgs) and were analyzed for volatile organic compounds (VOCs), semivolatile organic compounds (SVOCs), GRO, DRO, polychlorinated biphenyls (PCBs), and metals. In addition, a groundwater sample was collected from three of the borings (SB-2, SB-4, and SB-6). These samples were also analyzed for VOCs, SVOCs, DRO, GRO, PCBs, and total and dissolved metals.

To assess the product pipeline and potential releases from the pipeline, 10 soil borings (SB-9 through SB-18) were installed along the entire length of the pipeline (not including the section within the concrete utility trench). A soil sample (5 feet bgs) and a groundwater sample were collected from each soil boring. All of the samples were analyzed for benzene, toluene, ethyl benzene, and xylenes (BTEX), naphthalene, and DRO.

Three soil borings (SB-19 through SB-21) were installed at REC #3 during this investigation. Soil borings SB-19 and SB-21 were installed within the footprint of the 500,000-gallon AST and soil boring SB-20 was installed within the footprint of the 500-gallon UST. Two soil samples (5 and 10 feet bgs) and a groundwater sample were collected from each boring and analyzed for BTEX, naphthalene, and DRO. Sample locations are shown on Figure 2-3.

VOCs, polycyclic aromatic hydrocarbons (PAHs), GRO and various metals were detected in the soil samples collected during this investigation. Arsenic and benzene were the only compounds detected at concentrations that exceeded the MDE cleanup standards. The results of this investigation are provided in the Final Data Report Site-Wide Phase II Investigation (Tetra Tech, April 2005). Tables AE-1 and AE-2 (Appendix A) provide a summary of detected concentrations in surface soil samples and subsurface soil samples, samples respectively.

2.2.3 Radiological Survey Building D (REC #1) (2004)

A radiological survey was performed at REC #1 (Former Building D) in March 2004 (Tetra Tech, April 2004). The survey was conducted to determine if potential radiological activities formerly

conducted within Building D affected the underlying media. The survey focused on the remaining Building D foundation slab where suspected past nuclear activities involving the use of uranium, plutonium, and strontium, and possibly other unknown isotopes, may have occurred. The radiological survey was conducted in two areas where isotope usage was known to have occurred based on information obtained from MRC personnel who were present during the radiological operations conducted from the late 1950s through the 1960s. The primary area was located in the southwestern portion of the building along the southern exterior wall, while the secondary area was immediately north of the first area along the western exterior wall. The radiological survey was performed using alpha and beta contamination monitors and a gamma radiation survey instrument.

Three areas on the foundation slab were identified as having elevated gamma readings. Two areas were located in places where the concrete was either removed or deteriorated to the point where grass was growing. The third area was above brick tiles on top of the foundation slab. These three areas did not appear to be associated with a particular source or activity. Sampling of these areas for laboratory analysis was conducted as part of the Site-Wide Phase II Investigation. The results of the radiological survey are provided in the Final Data Report Site-Wide Phase II Investigation (Tetra Tech, April 2005).

2.2.4 Site-Wide Phase II Investigation (2004)

During the Site-Wide Phase II Investigation, all 31 RECs were investigated and the investigation included geophysical surveys of five areas, and soil and groundwater sampling. The investigation within Block E and E Lot 3 only included soil and groundwater sampling. Sample locations are shown on Figure 2-3.

Eight surface soil samples and two subsurface soil samples were collected from the footprint of Building D and analyzed for VOCs, SVOCs, PCBs, metals, DRO and GRO. Six of the surface soil samples were collected from the soil borings installed in the 2003 Phase II Investigation. Two new borings (SB-35 and SB-36) were installed within the footprints of the Clean Plating Shop (SB-35) and the Finishing Shop (SB-36). Samples were obtained from the surface, and between 4 and 5 feet bgs at these two new soil boring locations. Groundwater samples were collected from

existing soil borings SB-1 and SB-3 and from the new soil borings SB-35 and SB-36. In addition, groundwater samples were collected from three upgradient borings (SB-38 through SB-40). The groundwater samples were analyzed for VOCs, SVOCs, PCBs, perchlorate, total and dissolved metals, DRO and GRO.

Six radiological surficial media samples were collected from the three gamma anomalies identified during the radiological survey (SB-41, SB-42, and SB-43) (sample locations are not shown on Figure 2-3). These samples were submitted for gamma spectroscopy analysis.

Three groundwater samples (SB-44-GW through SB-46-GW) were collected near REC #2 to determine the source of benzene in the earlier groundwater sample from soil boring SB-9. All three groundwater samples were analyzed for VOCs, perchlorate, and GRO.

To evaluate the elevated concentration of DRO in the groundwater sample collected earlier from soil boring SB-19, three additional groundwater samples (SB-47 through SB-49) were collected during this investigation at REC #3. The samples were analyzed for BTEX, naphthalene, and DRO.

Several VOCs, PAHs, DRO, GRO, Aroclor-1260, and metals were detected in the soil samples collected at REC #1 during this investigation. Aroclor-1260, DRO, and chromium in surface soils and arsenic in subsurface soils were the only chemicals that exceeded the MDE soil cleanup standards. Chlorinated VOCs, benzene, MTBE, DRO, GRO, beryllium, nickel, and zinc were detected in the groundwater samples collected within Block E and E Lot 3 at concentrations that exceeded the MDE groundwater cleanup standards.

The results of this investigation are provided in the Final Data Report Site-Wide Phase II Investigation (Tetra Tech, April 2005). Tables AE-1 and AE-2 (Appendix A) provide a summary of detected concentrations in surface soil and subsurface soil samples, respectively.

2.2.5 Phase II Soil Investigation (Summer 2005)

To provide further delineation of the elevated detection of Aroclor-1260 found in the surface soil sample from soil boring SB-4A in 2004, soil boring SB-4A was resampled from 1 to 2 feet bgs. In addition, four new borings (SB-232 through SB-235) were installed approximately 20 feet from soil boring SB-4B. Two samples (0 to 1 feet and 1 to 2 feet bgs) were collected from each boring and were analyzed for PCBs. Aroclor-1242 and Aroclor-1260 were detected in the soil samples from these borings. Sample locations are shown on Figure 2-3. The results of this investigation are provided in the Site Characterization Report (Tetra Tech, May 2006). Tables AE-1 and AE-2 (Appendix A) provide a summary of the detected concentrations in the surface soil and subsurface soil samples, respectively.

2.3 NATURE AND EXTENT OF CONTAMINATION

This section presents a summary of the nature and extent of contamination in soil and groundwater at Block E and E Lot 3 based on the results of all investigations conducted prior to the fall of 2007. Tables AE-1 and AE-2 (Appendix A) provide a summary of the detected concentrations in surface soil and subsurface soil samples, respectively.

2.3.1 Soil

The human health risk assessment (HHRA) prepared for the Site Characterization Report (Tetra Tech, May 2006) identified a number of COPCs by comparing maximum concentrations to MDE soil cleanup standards. COPCs detected in soil samples collected within Block E and E Lot 3 included 6 metals (arsenic, chromium, lead, mercury, nickel, and zinc), five PAHs [benzo(a)pyrene, benzo(a)anthracene, benzo(b)fluoranthene, benzo(k)fluoranthene, and indeno(1,2,3-cd)pyrene], Aroclor-1242 and Aroclor-1260, DRO and GRO. Results of the site-specific HHRA were used to assist in determining which COPCs were the principal contributors to risk, also referred to as COCs. The COC identified for Block E and E Lot 3 was Aroclor-1260 in surface soils.

The highest concentration of Aroclor-1260 [180,000 micrograms per kilogram (µg/kg)] was detected in the surface soil sample at soil boring SB-4A. Detected concentrations of Aroclor-1260 ranged from 8.5 µg/kg (SB-234) to 180,000 µg/kg (SB-4A) in the surface soil samples. It was not detected in any subsurface soil samples. The soil samples collected in the summer of 2005 to delineate Aroclor-1260 indicated that the impact is not widespread either laterally or vertically.

In addition to soil contaminated with Aroclor-1260, soil containing DRO above the MDE soil cleanup standard [MDE Oil Control Program (OCP) standards] is also present. Detected DRO concentrations ranged from 13,000 µg/kg (SB-36) to 330,000 µg/kg (SB-4A) in the surface soil. DRO was only detected once in the subsurface soil samples (56,000 µg/kg at SB-19 – 5 feet bgs). The maximum DRO concentration of 330,000 µg/kg was the only detection to exceed the MDE soil cleanup standard.

Figure 2-4 shows the concentrations of Aroclor-1260 in the soil samples that exceed the cleanup goals established in Section 5.3.

2.3.2 Groundwater

The primary impacts to groundwater in Block E and E Lot 3 are chlorinated VOCs. These compounds may be of concern should future land use include construction of buildings over impacted groundwater. The area is currently served by public water and there are currently no wells (other than monitoring wells) anywhere on the MRC. Further discussions regarding impacts to groundwater are discussed in the Groundwater Response Action Plan.

2.4 RESPONSE ACTION SUMMARY

This RAP was developed in accordance with VCP guidance to support Lockheed Martin's application to the VCP for Block E and E Lot 3 at the MRC. This RAP was prepared to address elevated concentrations of Aroclor-1260, benzo(a)pyrene, and DRO in soils within Block E and E Lot 3. A separate RAP is being prepared to address contaminated groundwater beneath the MRC.

In addition to soil contaminated with Aroclor-1260 and benzo(a)pyrene, the previously abandoned-in-place product pipline and associated soil with DRO concentrations greater than MDE soil cleanup standards will be removed to comply with MDE OCP requirements.

2.4.1 Proposed Response Actions

Soil at Block E and E Lot 3 with Aroclor-1260 and benzo(a)pyrene concentrations greater than the cleanup goals and the previously abandoned-in-place product pipeline and associated soil with DRO concentrations greater than MDE soil cleanup standards will be removed and disposed at a permitted off-site disposal facility. Development of the cleanup goals is presented in Section 5. The response action is described in Section 8.

2.4.2 Future Land Use Category

The MRC is currently an industrial facility and the area surrounding the property primarily consists of commercial and industrial establishments. Residential developments are present on the opposite shores of Cow Pen Creek, Dark Head Cove, Dark Head Creek and north of Eastern Boulevard (Route 150). The implementation of the proposed RAP will allow for unrestricted residential use of Block E and E Lot 3.

2.4.3 Proposed Land Use Control

The proposed RAP for Block E and E Lot 3 includes the removal of all soil with concentrations of Aroclor-1260 and benzo(a)pyrene greater than the cleanup goals and previously abandoned-in-place product pipeline and associated soil with DRO concentrations greater than MDE soil cleanup standards. Consequently, Block E and E Lot 3 will be considered for unrestricted residential uses, and land use controls (LUCs) will not be required. LUCs for the groundwater beneath Block E and E Lot 3 may be required and are discussed in the Groundwater Response Action Plan provided under separate cover.

Table 2-1

Summary of Groundwater Level Measurements
Block E and E Lot 3, Soil Response Action Plan
Lockheed Martin Middle River Complex, Middle River, Maryland

Monitoring Well Number	Top of Riser Elevation (ft)	Ground Surface Elevation (ft)	Screened Interval Length (ft)	Elevation of Bottom of Screened Interval (ft)	Measurement Date					
					6/5/2005		10/13/2005		12/6/2005	
					Groundwater Elevation (ft)	Depth to Groundwater (ft bgs)	Groundwater Elevation (ft)	Depth to Groundwater (ft bgs)	Groundwater Elevation (ft)	Depth to Groundwater (ft bgs)
MW25A	28.48	29.01	10	-0.99	15.53	13.48	15.48	13.53	15.23	13.78
MW26A	24.64	25.15	10	2.15	14.74	10.41	14.24	10.91	13.94	11.21
MW27A	22.55	22.87	10	4.37	13.05	9.82	NA	NA	12.40	10.47
MW28A	19.19	19.68	10	0.68	11.89	7.79	11.34	8.34	11.01	8.67
MW29A	15.77	16.27	10	1.27	10.99	5.28	10.57	5.70	10.12	6.15
MW30A	12.79	13.03	10	-0.97	11.94	1.09	12.09	0.94	11.84	1.19
MW31A	12.70	13.06	10	-0.94	10.5	2.56	9.85	3.21	9.65	3.41
MW32A	12.69	12.92	10	-1.08	9.68	3.24	9.24	3.68	8.79	4.13
MW33A	12.75	13.03	10	-0.97	11.08	1.95	11.10	1.93	10.95	2.08
MW34A	12.62	12.96	10	-1.04	9.37	3.59	8.92	4.04	8.42	4.54
MW35A	10.14	10.77	10	-2.23	7.89	2.88	9.01	1.76	6.84	3.93
MW36A	11.46	11.86	10	-6.64	5.16	6.70	4.96	6.90	4.78	7.08
MW37A	12.23	12.67	10	-4.33	5.12	7.55	4.93	7.74	4.63	8.04
MW38A	9.70	9.99	10	-4.01	4.49	5.50	4.15	5.84	4.14	5.85
MW43A	12.78	13.26	10	-0.24	11.63	1.63	11.68	1.58	11.57	1.69
MW44A	12.40	12.85	10	-0.15	11.7	1.15	11.60	1.25	11.45	1.40
MW62A	12.39	13.08	10	0.08	NA	NA	NA	NA	11.67	1.41

1 Monitoring well data for monitoring wells located within or near the Block E limits.
2 See Figure 2-2 for monitoring well locations.
3 Elevations reference National Geodetic Vertical Datum (NGVD), 1929.
4 Monitoring well information obtained from Site Characterization Report (Tetra Tech, May 2006).

bgs - Below ground surface.
ft - Feet.
NA - Not available.
" - " - Denotes negative number.



FIGURE 2-1

MIDDLE RIVER COMPLEX LAYOUT MAP

LEGEND

OUTFALL 004 NPDES PERMITTED OUTFALL

STORMWATER AND FLOW DIRECTION

PRE-1950 SHORELINE

EXISTING STRUCTURE

FORMER STRUCTURE

REC LOCATION (APPROXIMATE)

Lockheed Martin Middle River Complex
Middle River, Maryland

0 200 400

N

DATE MODITFIED 8/21/07

CREATED BY JF

Tetra Tech Inc.

filename: k:\gproject\middle_river\cad\newfolder\2003SiteLocationMapFigure2_16Jan07.dwg

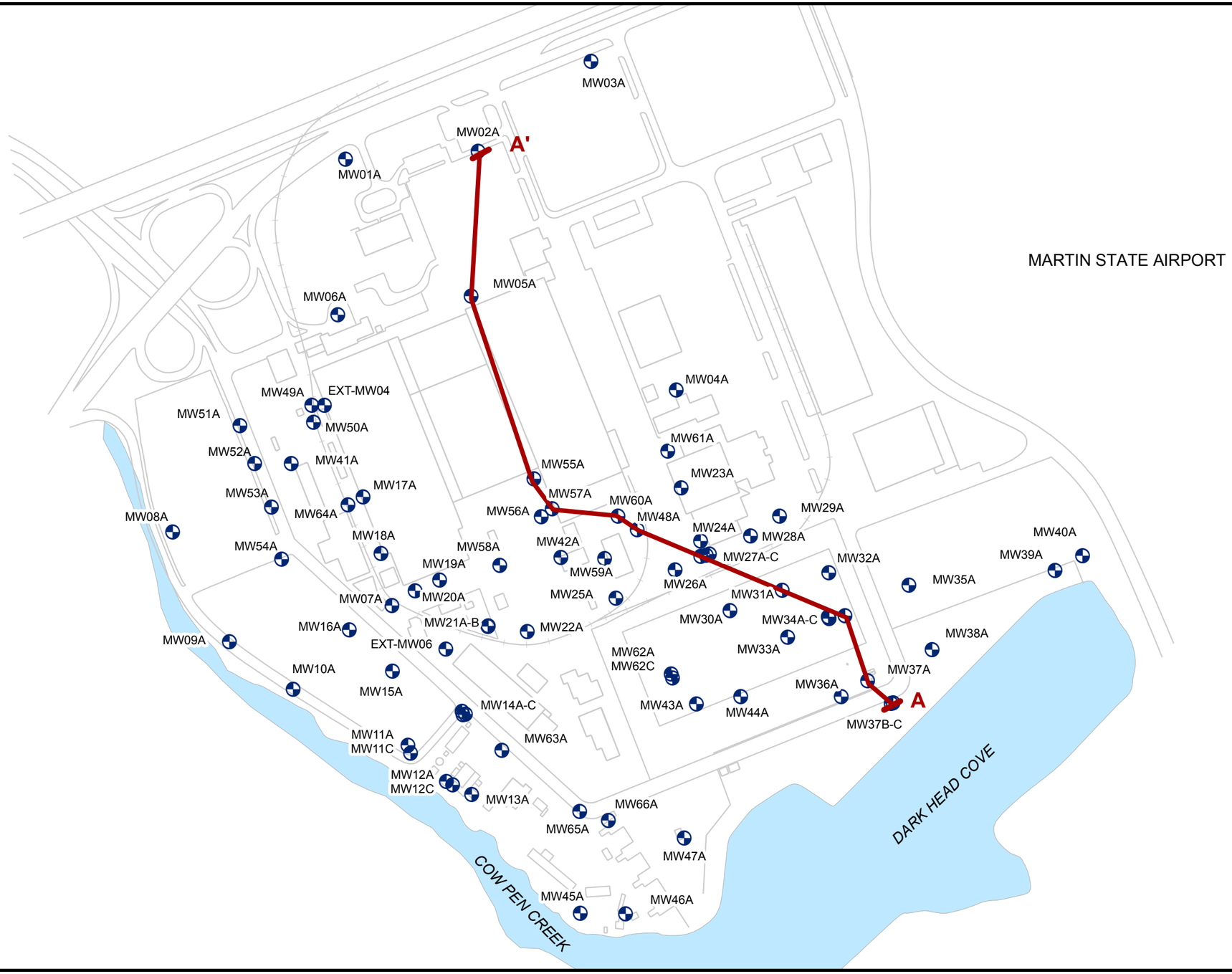

FIGURE 2-2

GROUNDWATER MONITORING WELL AND GEOLOGIC CROSS SECTION LOCATIONS

LEGEND

- GROUNDWATER MONITORING WELL
- A — A' CROSS SECTION

Lockheed Martin Middle River Complex
Middle River, Maryland

0 100200 400 Feet

N

DATE MODIFIED: 3/13/07

CREATED BY: J. F.

Tetra Tech, Inc.

K:\GProject\middle_river\Maps\draft response action plan\Middle River A-A' Cross Section A.mxd

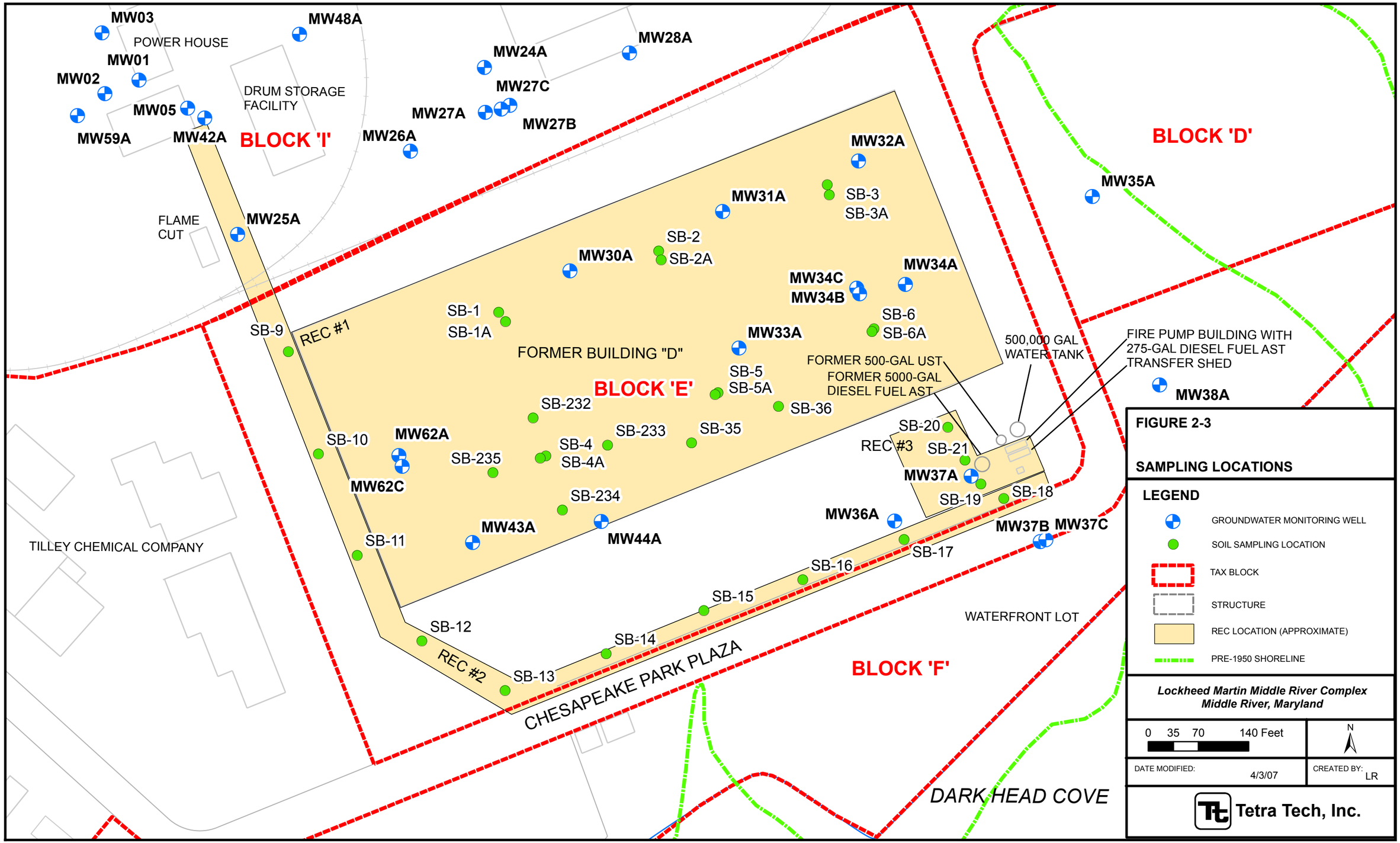

FIGURE 2-3

SAMPLING LOCATIONS

LEGEND

- GROUNDWATER MONITORING WELL
- SOIL SAMPLING LOCATION
- TAX BLOCK
- STRUCTURE
- REC LOCATION (APPROXIMATE)
- PRE-1950 SHORELINE

Lockheed Martin Middle River Complex
Middle River, Maryland

0 35 70 140 Feet

N

DATE MODIFIED: 4/3/07

CREATED BY: LR

Tetra Tech, Inc.

K:\GProject\middle_river\Maps\Draft Response Action Plan\Block E\Sampling Locations.mxd

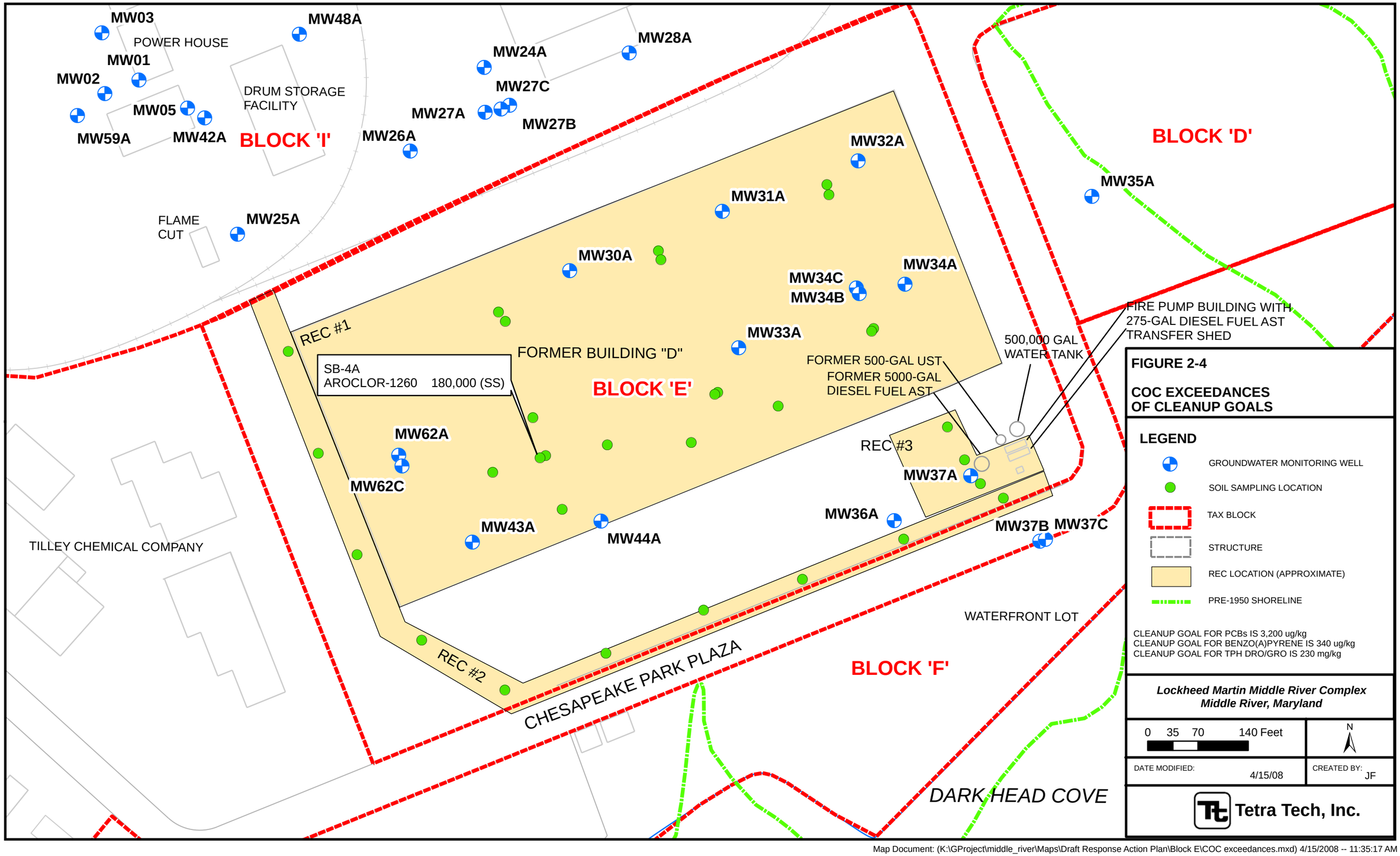

FIGURE 2-4

COC EXCEEDANCES OF CLEANUP GOALS

LEGEND

- GROUNDWATER MONITORING WELL
- SOIL SAMPLING LOCATION
- TAX BLOCK
- STRUCTURE
- REC LOCATION (APPROXIMATE)
- PRE-1950 SHORELINE

CLEANUP GOAL FOR PCBs IS 3,200 ug/kg
CLEANUP GOAL FOR BENZO(A)PYRENE IS 340 ug/kg
CLEANUP GOAL FOR TPH DRO/GRO IS 230 mg/kg

Lockheed Martin Middle River Complex
Middle River, Maryland

0 35 70 140 Feet

N

DATE MODIFIED: 4/15/08

CREATED BY: JF

Tetra Tech, Inc.

Map Document: (K:\GProject\middle_river\Maps\Draft Response Action Plan\Block E\COC exceedances.mxd) 4/15/2008 -- 11:35:17 AM

Section 3
Additional Investigatory Information

3.1 ADDITIONAL SOIL INVESTIGATIONS

Tetra Tech performed an additional field investigation at Block E during the fall of 2007 to confirm previous results and refine the limits of COCs greater than the cleanup goals and also to collect more data for geographical coverage of the area. Of all of the contaminants detected above MDE cleanup goals, the risk assessment included in the Site Characterization Report (Tetra Tech, May 2006) identified Aroclor-1260 concentrations that require mitigation based on the data collected from 31 soil borings and 15 monitoring wells. A PCB (Aroclor-1260) concentration greater than the cleanup goals was identified at previous soil boring location SB-4A. Soil boring SB-4A was the only sampling location with a PCB (Aroclor-1260) concentration greater than the cleanup goal (3,200 µg/kg). The extent of COCs greater than the cleanup goals in the vicinity of the soil boring SB-4A was refined by installing additional soil borings and additional geographical coverage borings were collected. A work plan was prepared in November 2007 (Tetra Tech, 2007) documenting field investigation protocols, sampling procedures, and analytical requirements. The field investigation was performed in accordance with the work plan.

Block E and E Lot consists of RECs #1, REC #2, and REC #3. Former Building D (REC #1) encompasses approximately half the area of Block E and E Lot 3. Although, Building D was demolished in the early 1970s, the building foundation is still present and is composed of concrete slabs with ceramic tiles overlying the concrete with cracks and joints in several areas. Initially twenty surficial samples were collected surrounding soil boring SB-4A in four directions to evaluate the extent of the PCB contamination. All of the sample locations were located in between the joints and cracks of the building foundation. Where possible, surficial soils were obtained without coring, in other cases, DPT was used to expand the joints and cracks to obtain surficial soils. Surficial soil samples representing soil borings SB-345 through SB-364 are shown

in Figure 3-1. The collected soil samples were sent to the laboratory and analyzed for PCBs (SW 846, Method 8082).

Given the size and historical use of former Building D, additional soil samples were obtained across the former building footprint to better characterize the area. Twenty soil borings were located across the former Building D footprint and included soil borings SB-500 through SB-520. Soil boring locations are shown on Figure 3-1. The soil borings were installed to a maximum depth of 12 feet bgs. Based on the investigation, the concrete is approximately eight inches thick and contains reinforcing steel. Most of these soil samples were obtained after coring through the concrete slab. The soil samples were obtained continuously from the nearest soil surface to the termination depth of the borehole for lithologic observations. The samples were submitted for chemical analysis from three depths (0 to 1, 4 to 6, and 8 to 10 ft bgs). The samples were logged in the field to document geologic description of the lithology for USCS classification, moisture content, and the depth of the water table. The field documentation notes and geologic logs are provided in Appendix C. The lithology is consistent with presence of stiff sandy/silty clay mixed with clayey sands, sand-silt mixtures and clay. The soils were generally moist with the water table present between 7 to 9 feet bgs. Most of the borings were terminated at 12 feet bgs. Soil samples were collected in precleaned sample containers, packed in coolers, sealed and sent to the contracted laboratory for DRO (EPA Method 8015), VOCs (SW846, EPA Method 8260), SVOCs (SW 846, EPA Method 8270), PCBs (SW 846, EPA Method 8082), and the standard list of metals by ICP/MS. Following collection of this data, human health risk calculations were reevaluated and benzo(a)pyrene was identified as a COC.

Additional surficial soil samples were obtained from around five storm sewer manhole locations located south of the former Building D. The storm sewer piping runs parallel to the former building with manholes located 175 feet apart from each other. Four soil samples were collected from around each manhole for a total of twenty soil samples. The soil sampling locations representing soil borings SB-521 through SB-540 are shown on Figure 3-1. The collected soil samples were sent to the laboratory and analyzed for PCBs (SW 846, EPA Method 8082).

3.2 RESULTS

The laboratory data confirmed the presence of Aroclor-1260 concentrations in 71 soil samples and benzo(a)pyrene concentrations in 25 soil samples. A total of 101 soil samples including duplicates were collected from the soil borings and analyzed in the laboratory. These samples underwent Level IV data validation procedures in accordance with EPA Region III protocols to ensure that the generated laboratory data is valid and accurate. The summary of detected concentrations in subsurface soils is presented in Table AE-3 (Appendix A) and the validation reports are provided in Appendix D.

Aroclor-1260 concentrations in soils ranged from non-detect to a maximum of 1,800,000 µg/kg in the surficial sample at soil boring SB-353. The Aroclor-1260 concentrations were consistently detected in surficial soil samples across the site at former Building D. There were a total of 42 soil samples exceeded the cleanup goal of 3,200 µg/kg for the Aroclor-1260. The soil boring locations with COC exceedances of cleanup goals is presented in Figure 3-2.

Benzo(a)pyrene concentrations in soils ranged from non-detect to a maximum of 7,600 µg/kg at soil boring SB-503 (surficial sample). The benzo(a)pyrene concentrations were below the cleanup goal of 340 µg/kg for the majority of the soil samples. The 25 detections of benzo(a)pyrene were scattered sporadically at various boring locations. Five samples that exceeded the cleanup goals are located in and around REC #1, REC #2 and REC #3. The soil boring locations with COC exceedances of cleanup goals are presented in Figure 3-2.

None of the other compounds including metals were detected in site soils above the cleanup goals. The analytical data table can be found in Table A-E3 (Appendix A).

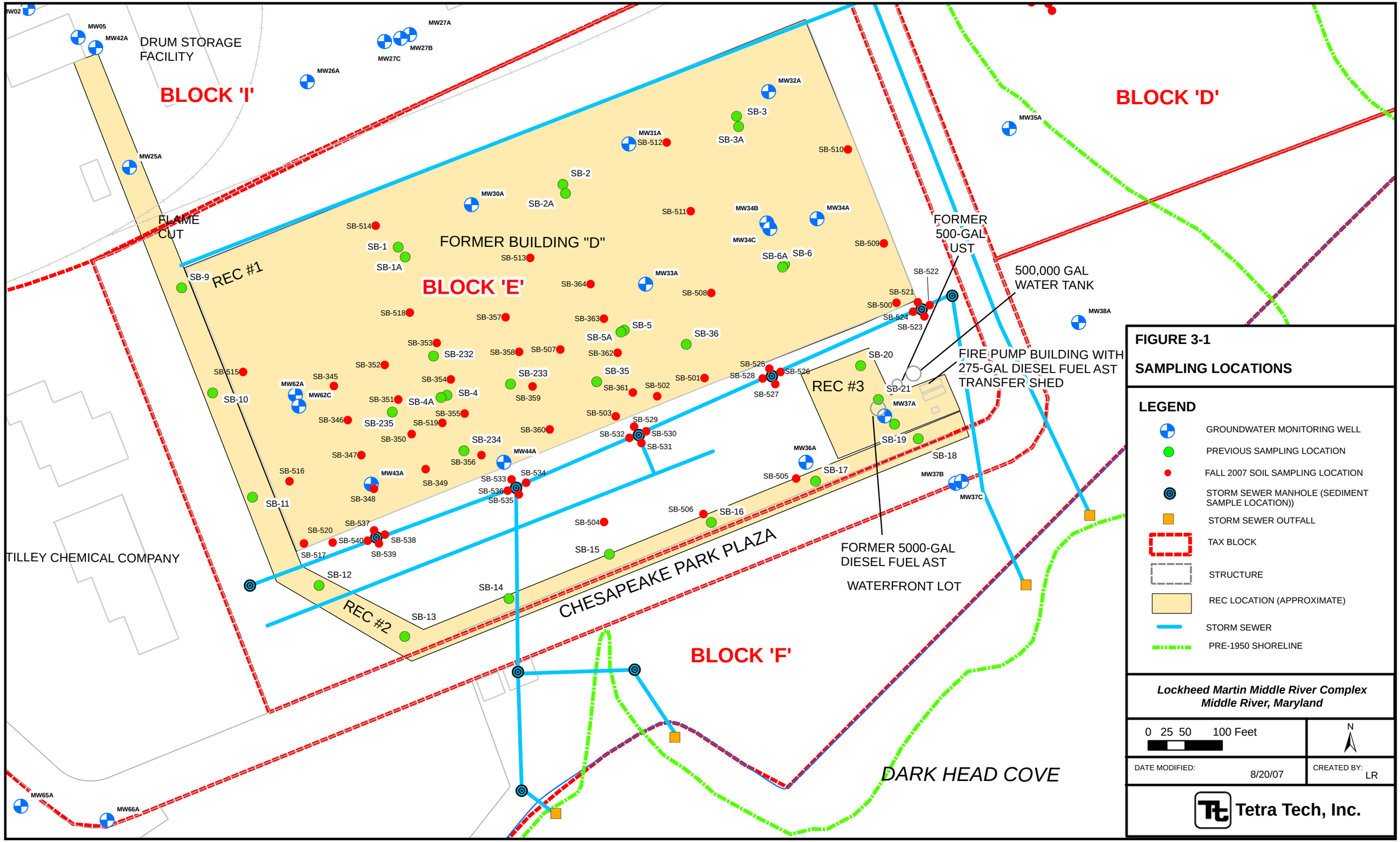

FIGURE 3-1

SAMPLING LOCATIONS

LEGEND

- GROUNDWATER MONITORING WELL
- PREVIOUS SAMPLING LOCATION
- FALL 2007 SOIL SAMPLING LOCATION
- STORM SEWER MANHOLE (SEDIMENT SAMPLE LOCATION))
- STORM SEWER OUTFALL
- TAX BLOCK
- STRUCTURE
- REC LOCATION (APPROXIMATE)
- STORM SEWER
- PRE-1950 SHORELINE

Lockheed Martin Middle River Complex
Middle River, Maryland

0 25 50 100 Feet

N

DATE MODIFIED: 8/20/07

CREATED BY: LR

Tetra Tech, Inc.

Map Document: (K:\GProject\middle_river\Maps\GPS SOIL BORING LOC\Block E ProBorings.mxd) 12/21/2007 -- 10:35:12 AM

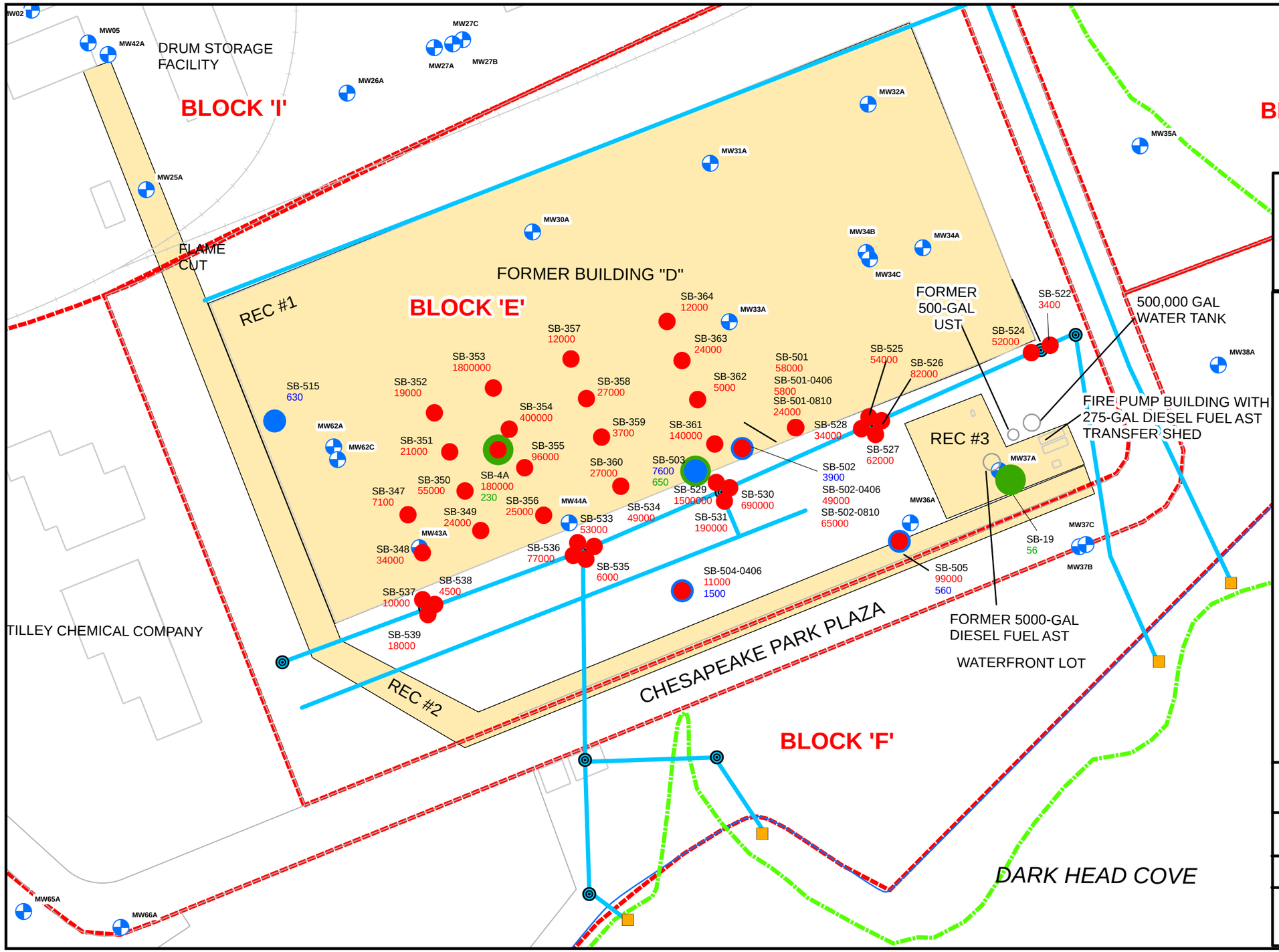

FIGURE 3-2

COC EXCEEDANCES OF CLEANUP GOALS (INCLUDING FALL 2007 DATA)

LEGEND

- GROUNDWATER MONITORING WELL
- AROCLOR-1260 (PCB) CONCENTRATION (ug/kg)
- BENZO(A)PYRENE CONCENTRATION (ug/kg)
- TPH-DRO/GRO CONCENTRATION (mg/kg)
- STORM SEWER MANHOLE (SEDIMENT SAMPLE LOCATION))
- STORM SEWER OUTFALL
- TAX BLOCK
- STRUCTURE
- REC LOCATION (APPROXIMATE)
- STORM SEWER
- PRE-1950 SHORELINE

SB-345 THROUGH SB-364 - SURFACE SOILS
SB-521 THROUGH SB-540 - SURFACE SOILS

CLEANUP GOAL FOR BENZO(A)PYRENE IS 340 ug/kg
CLEANUP GOAL FOR AROCLOR-1260 IS 3200 ug/kg
CLEANUP GOAL FOR TPH-DRO/GRO IS 230 mg/kg

Lockheed Martin Middle River Complex
Middle River, Maryland

0 25 50 100 Feet

N

DATE MODIFIED: 8/20/07

CREATED BY: LR

Tetra Tech, Inc.

Map Document: (K:\GProject\middle_river\Maps\GPS SOIL BORING LOC\Final RAP figures\Block E Borings COC Exceedances.mxd) 3/24/2008 -- 8:20:03 AM

Section 4
Exposure Assessment

4.1 INTRODUCTION

The exposure assessment presents the current and future land use as defined by the VCP land use definitions, media of concern, and CSM, which includes potentially exposed populations based on future land use and potential exposure pathways.

4.2 CURRENT AND FUTURE LAND USE

The VCP requires applicants to choose a land use and restriction category based on the planned future use of the property. A No Further Requirements Determination or Certificate of Completion issued for a property is contingent on future use of the property as defined by the VCP.

Currently, Block E and E Lot 3 only consists of the remaining foundation from the Former Building D (REC #1) and remnants of the Product Pipeline (REC #2). It is considered to be "Tier 3 Industrial." The VCP defines this land use category as follows:

> *Industrial property to be used by workers over the age of 18, adult workers and construction workers, and other potential expected users. Industrial purposes allow access to the property at a frequency and duration consistent with a typical business day.*

This RAP is evaluating Block E and E Lot 3 in terms of what would be required to achieve a "Tier 1 Residential Unrestricted" land use and restriction category. The VCP defines this land use and restriction category as follows:

Property usage that allows exposure and access by all populations including infant, children, elderly, and infirmed populations. The "A (Unrestricted)" classification indicates that no LUCs are imposed on the property. Tier 1A properties typically include single-family and multi-family dwellings.

The Tier 1A (Residential Unrestricted) future land use and restriction category is based on the results of the HHRA for Block E and E Lot 3, which evaluated potential future residential development.

4.3 MEDIA OF CONCERN

The medium of concern at Block E and E Lot 3 is surface and subsurface soil. Groundwater was also investigated at Block E and E Lot 3; however, groundwater is being addressed separately on a MRC-wide basis rather than on a tax block-specific basis.

4.4 CONCEPTUAL SITE MODEL

The CSM identifies the potential exposure populations at a site, based on current and future use. The CSM also identifies the potential exposure pathways and presents the rationale used to determine whether an exposure pathway is complete. The CSM is the framework for conducting the HHRA.

An HHRA for Block E and E Lot 3 was conducted as part of the Site Characterization Report (Tetra Tech, May 2006). The CSM in the HHRA postulates human activities that result in exposure to contaminants in soils. The CSM includes individuals who either live at Block E and E Lot 3 (residents), work at Block E and E Lot 3 (commercial or industrial workers), develop Block E and E Lot 3 (construction workers), or visit Block E and E Lot 3 (recreational users and commercial/industrial establishment visitors) and engage in activities that result in exposure via incidental ingestion of soil, skin contact resulting in dermal absorption of COPCs in soil, and inhalation of dusts and vapors from soil.

Section 5
Cleanup Criteria

5.1 CLEANUP CRITERIA

Development of cleanup goals must be conducted to satisfy the requirements of the VCP and be consistent with the requirements of the National Oil and Hazardous Substances Pollution Contingency Plan (NCP), 40 Code of Federal Regulations (CFR) Part 400.430 as implemented through the Comprehensive Environmental Response, Compensation, and Liability Act (CERCLA). The VCP defines a need for remedial action at sites with a cancer risk of 1×10^{-5} or a hazard index of 1.0.

The results of the risk assessment presented in the Site Characterization Report (Tetra Tech, May 2006) provide the information necessary to focus cleanup goal development. If the cancer risk for the current or future land use is greater than 1×10^{-5} or greater than a hazard index of 1.0, then cleanup goals must be developed for the intended future use of the site. Cleanup goals are only being developed for COCs, those chemicals that are the principal contributors to risk. A COC is defined as a chemical detected at a concentration that results in a cancer risk greater than 1×10^{-5} or a hazard quotient greater than 1.0. Results of a site-specific risk assessment determine which COPCs are the COCs. This determination of COCs was based on a Block E and E Lot 3-wide approach rather than evaluation of results from individual soil borings.

Soil sampling locations with COC concentrations greater than the remedial action levels to attain the residential cleanup standards for soil and greater than background would be identified for removal. Site-specific background concentrations are only applicable to metals. If the site-specific background concentration for a metal is greater than the MDE residential cleanup standard for soil, the site-specific metal background concentration is the applicable cleanup goal. Generally, remediating soil such that there is an attainment of cleanup criteria for the COCs results in attainment of target risk levels for a site. Verification of post-removal conditions will be

conducted to demonstrate that post-response action risks are less than a cancer risk of 1 x 10^{-5} and a hazard index of 1.0.

5.2 RISK ASSESSMENT SUMMARY

The HHRA was conducted for a range of soil exposure scenarios including residential, commercial, and industrial usage. The assessment indicated that only future residential exposures to soil exceeded MDE's threshold level for cancer risk (1 x 10^{-5}). The COCs identified in this assessment are carcinogenic PAHs, PCBs, and arsenic.

5.3 CLEANUP GOALS

A cleanup goal was identified for benzo(a)pyrene to satisfy a VCP Tier 1A (Residential Unrestricted) future land use and restriction category based on potential future residential development. The MDE residential soil cleanup standard for benzo(a)pyrene is 330 micrograms per kilogram (µg/kg). However, benzo(a)pyrene is being used to represent all carcinogenic PAHs. Benzo(a)pyrene is co-located with all the carcinogenic PAHs; therefore, its removal is considered representative of the removal of other carcinogenic PAHs that may be contributing significantly to risk. The site data will be used in concert with the site-specific incremental lifetime cancer risks and hazard indices at individual sampling locations to define a site-specific remedial action level for benzo(a)pyrene to achieve a target risk level of 1 x 10^{-5} and a target hazard index of 1.0.

A cleanup goal was identified for PCBs to satisfy a VCP Tier 1A (Residential Unrestricted) future land use and restriction category based on potential future residential development. The MDE residential soil cleanup standard for PCBs is 320 µg/kg.

The MDE identifies a residential soil cleanup standard for arsenic of 2 mg/kg. However, because arsenic is naturally occurring, it is appropriate to consider a background reference concentration. A site-wide approach was used to identify a background reference concentration for arsenic at the MRC in Comment Response Document No. 2 of the Site Characterization Report (Tetra Tech, December 2006). The Block E and E Lot 3-wide average concentration for arsenic, as represented by the 95 percent upper confidence limit of the mean (UCL), must be less than 6 mg/kg with no

individual soil concentration exceeding 12 mg/kg. This approach provides conditions where no arsenic "hot spots" remain within Block E and E Lot 3 while attaining protection of human health through exposure to arsenic in soil at Block E and E Lot 3.

Cleanup goals are summarized in Table 5-1. Attainment of the cleanup goals at Block E and E Lot 3 will result in a cancer risk less than 1×10^{-5} and a hazard index less than 1.0.

In addition, a cleanup criteria was identified for DRO and GRO to satisfy the MDE generic numeric residential cleanup standard for soil of 230 mg/kg. The DRO and GRO cleanup criteria are summarized in Table 5-1.

5.4 ATTAINMENT OF CLEANUP GOALS

To attain cleanup goals, soil with PCB concentrations greater than 3200 µg/kg and benzo(a)pyrene concentrations greater than 340 µg/kg will be removed. Moreover, the post-response action risk at each soil boring should be less than a cancer risk of 1×10^{-5} and the hazard index of 1.0. In addition, soil associated with the previously abandoned-in-place product pipline with DRO concentrations greater than the MDE cleanup standard of 230 mg/kg will be removed.

Arsenic was identified as a COC based on the results of the HHRA. However, arsenic was considered to be present within background levels based on the analysis presented in Comment Response Document No. 2 of the Site Characterization Report (Tetra Tech, December 2006). Because arsenic concentrations are currently within background levels, risks associated with this metal would not be included in the post-response action risk calculations. The statistical summary of pre-response action data illustrating that arsenic is within background levels is presented in Table 5-2 and summarized in Appendix B.

Table 5-3 illustrates which sample will be removed and shows the pre- and post-response action risks associated with the soil borings. No subsurface soil requires excavation to attain cleanup standards. The pre-response action risks are based on values presented in the HHRA in the Site Characterization Report (Tetra Tech, May 2006). The post-response action risks for those samples that have been removed are defined as "zero risk." The post-response action risks in those borings

that remain exclude risks associated with arsenic because the concentrations would then be considered to be within background. Arsenic concentrations were less than their background concentrations prior to any proposed response action at the site.

Table 5-1
Cleanup Criteria
Block E
Soil Response Action Plan
Lockheed Martin Middle River Complex, Middle River, Maryland

Parameter	Criterion	Test Method
PCBs[(1)]	≤ 3200 µg/kg	EPA SW-846 8081
Benzo(a)pyrene[(2)]	≤ 340 µg/kg	EPA SW-846 8270C
Petroleum Hydrocarbon – Diesel Range Organics[(3)]	≤ 230 mg/kg	EPA SW-846 8015M DRO
Petroleum Hydrocarbon – Gasoline Range Organics[(3)]	≤ 230 mg/kg	EPA SW-846 8015M DRO

1 The cleanup goal for PCBs is equal to the remedial action level required to attain the MDE residential cleanup standard for soil [Table 1 – Generic Numeric Cleanup Standards for Groundwater and Soil (MDE, August 2001)].

2 The cleanup goal for benzo(a)pyrene is equal to the remedial action level required to attain the MDE residential cleanup standard for soil [Table 1 – Generic Numeric Cleanup Standards for Groundwater and Soil (MDE, August 2001)].

3 The cleanup goal for petroleum hydrocarbons is equal to the MDE residential cleanup standard for soil [Table 2 – Generic Numeric Cleanup Standards for Groundwater and Soil for Total Petroleum Hydrocarbon (MDE, August 2001)]. Cleanup criteria are applicable only for the product pipeline and associated contaminated soil.

DRO Diesel range organics.
EPA United States Environmental Protection Agency.
GRO Gasoline range organics.
mg/kg Milligrams per kilogram.
PCB Polychlorinated biphenyls.
µg/kg Micrograms per kilogram.

Table 5-2

Statistical Comparisons of Background Criteria to Pre-Response Action Concentrations
Block E
Soil Response Action Plan
Lockheed Martin Middle River Complex, Middle River, Maryland

COPC	Background Criteria		Pre-Response Action Concentrations	
	Maximum	UCL	Maximum	UCL
Surface Soil				
Arsenic	12	6	2.9	1.8
Subsurface Soil				
Arsenic	12	6	9.6	1.7

1 Concentrations reported in milligrams per kilogram (mg/kg).

COPC Chemical of potential concern.
UCL Upper confidence limit.

Table 5-3

Pre- and Post-Response Action Risks
Block E and E Lot 3, Soil Response Action Plan
Lockheed Martin Middle River Complex, Middle River, Maryland

Surface Soil Boring	Residential Risks (Pre-Response Action)[1]		Residential Risks (Post-Response Action)[2]	
	Cancer	Noncancer	Cancer	Noncancer
SB-04B-01	0.0E+00	0	0.0E+00	0
SB-115-01	2.2E-07	0.04	2.2E-07	0.04
SB-169-SS	0.0E+00	0	0.0E+00	0
SB-1A-SS	2.1E-07	0.04	2.1E-07	0.04
SB-232-01	4.9E-07	0	4.9E-07	0
SB-232-SS	7.3E-07	0	7.3E-07	0
SB-233-01	0.0E+00	0	0.0E+00	0
SB-233-SS	4.2E-07	0	4.2E-07	0
SB-234-01	4.4E-08	0	4.4E-08	0
SB-234-SS	5.6E-06	0	5.6E-06	0
SB-235-01	0.0E+00	0	0.0E+00	0
SB-235-SS	5.6E-07	0	5.6E-07	0
SB-2A-01	1.1E-07	0.02	1.1E-07	0.02
SB-35-SS	7.1E-08	0.01	7.1E-08	0.01
SB-36-SS	1.6E-07	0.03	1.6E-07	0.03
SB-3A-SS	2.0E-06	0.03	2.0E-06	0.03
SB-41C-SS	0.0E+00	0	0.0E+00	0
SB-41S-SS	0.0E+00	0	0.0E+00	0
SB-42C-SS	0.0E+00	0	0.0E+00	0
SB-42S-SS	0.0E+00	0	0.0E+00	0
SB-43C-SS	0.0E+00	0	0.0E+00	0
SB-43T-SS	0.0E+00	0	0.0E+00	0
SB-4A-SS	9.4E-04	0.04	7.6E-06	0.04
SB-5A-SS	3.1E-07	0.06	3.1E-07	0.06
SB-6A-SS	1.1E-07	0.02	1.1E-07	0.02
SS-521	1.6E-05	0	1.6E-05	0
SS-522	1.8E-05	0	1.8E-05	0

Table 5-3

Pre- and Post-Response Action Risks
Block E and E Lot 3
Soil Response Action Plan
Lockheed Martin Middle River Complex, Middle River, Maryland
Page 2 of 6

Surface Soil Boring	Residential Risks (Pre-Response Action)[1]		Residential Risks (Post-Response Action)[2]	
	Cancer	Noncancer	Cancer	Noncancer
SS-523	1.1E-05	0	1.1E-05	0
SS-524	2.7E-04	0	0.0E+00	0
SS-525	2.8E-04	0	0.0E+00	0
SS-526	4.3E-04	0	0.0E+00	0
SS-527	3.2E-04	0	0.0E+00	0
SS-528	1.8E-04	0	0.0E+00	0
SS-529	7.8E-03	0	0.0E+00	0
SS-530	3.6E-03	0	0.0E+00	0
SS-531	9.9E-04	0	0.0E+00	0
SS-532	1.1E-05	0	1.1E-05	0
SS-533	2.8E-04	0	0.0E+00	0
SS-534	2.6E-04	0	0.0E+00	0
SS-535	3.1E-05	0	0.0E+00	0
SS-536	4.0E-04	0	0.0E+00	0
SS-537	5.2E-05	0	0.0E+00	0
SS-538	2.3E-05	0	0.0E+00	0
SS-539	9.4E-05	0	0.0E+00	0
SS-540	9.4E-06	0	9.4E-06	0
Subsurface Soil Boring	**Residential Risks (Pre-Response Action)[1]**		**Residential Risks (Post-Response Action)[2]**	
	Cancer	**Noncancer**	**Cancer**	**Noncancer**
SB-1-05	2.8E-07	0.05	0.0E+00	0.05
SB-1-10	0.0E+00	0	0.0E+00	0
SB-10-05	0.0E+00	0	0.0E+00	0
SB-11-05	0.0E+00	0	0.0E+00	0
SB-12-05	0.0E+00	0	0.0E+00	0
SB-13-05	0.0E+00	0	0.0E+00	0
SB-14-05	0.0E+00	0	0.0E+00	0
SB-15-05	0.0E+00	0	0.0E+00	0
SB-16-05	0.0E+00	0	0.0E+00	0

Table 5-3

Pre- and Post-Response Action Risks
Block E and E Lot 3
Soil Response Action Plan
Lockheed Martin Middle River Complex, Middle River, Maryland
Page 3 of 6

Subsurface Soil Boring	Residential Risks (Pre-Response Action)[1]		Residential Risks (Post-Response Action)[2]	
	Cancer	Noncancer	Cancer	Noncancer
SB-17-05	0.0E+00	0	0.0E+00	0
SB-18-05	0.0E+00	0	0.0E+00	0
SB-19-05	0.0E+00	0	0.0E+00	0
SB-19-10	0.0E+00	0	0.0E+00	0
SB-2-05	0.0E+00	0	0.0E+00	0
SB-2-10	0.0E+00	0	0.0E+00	0
SB-20-05	0.0E+00	0	0.0E+00	0
SB-20-10	0.0E+00	0	0.0E+00	0
SB-21-05	0.0E+00	0	0.0E+00	0
SB-21-10	0.0E+00	0	0.0E+00	0
SB-3-05	0.0E+00	0	0.0E+00	0
SB-3-10	0.0E+00	0	0.0E+00	0
SB-345-0001	4.6E-07	0	1.4E-06	0
SB-346-0001	3.0E-06	0	8.9E-06	0
SB-347-0001	1.3E-05	0	0.0E+00	0
SB-348-0001	6.0E-05	0	0.0E+00	0
SB-349-0001	4.3E-05	0	0.0E+00	0
SB-35-04	1.1E-07	0.02	0.0E+00	0.02
SB-350-0001	9.8E-05	0	0.0E+00	0
SB-351-0001	3.7E-05	0	0.0E+00	0
SB-352-0001	3.4E-05	0	0.0E+00	0
SB-353-0001	3.2E-03	0	0.0E+00	0
SB-354-0001	7.1E-04	0	0.0E+00	0
SB-355-0001	1.7E-04	0	0.0E+00	0
SB-356-0001	4.4E-05	0	0.0E+00	0
SB-357-0001	2.1E-05	0	0.0E+00	0
SB-358-0001	4.8E-05	0	0.0E+00	0
SB-359-0001	6.6E-06	0	0.0E+00	0
SB-36-05	6.1E-08	0.01	0.0E+00	0.01
SB-360-0001	4.8E-05	0	0.0E+00	0

Table 5-3

Pre- and Post-Response Action Risks
Block E and E Lot 3
Soil Response Action Plan
Lockheed Martin Middle River Complex, Middle River, Maryland
Page 4 of 6

Subsurface Soil Boring	Residential Risks (Pre-Response Action)[1]		Residential Risks (Post-Response Action)[2]	
	Cancer	Noncancer	Cancer	Noncancer
SB-361-0001	2.5E-04	0	0.0E+00	0
SB-362-0001	8.9E-06	0	0.0E+00	0
SB-363-0001	4.3E-05	0	0.0E+00	0
SB-364-0001	2.1E-05	0	0.0E+00	0
SB-4-05	2.9E-07	0.05	0.0E+00	0.05
SB-4-10	0.0E+00	0	0.0E+00	0
SB-5-05	0.0E+00	0	0.0E+00	0
SB-5-10	0.0E+00	0	0.0E+00	0
SB-500-0001	3.3E-06	0.03	6.3E-06	0.03
SB-500-0406	8.0E-08	0.01	0.0E+00	0.01
SB-500-0810	1.2E-07	0.02	0.0E+00	0.02
SB-501-0001	1.0E-04	0.03	0.0E+00	0
SB-501-0406	1.0E-05	0.01	0.0E+00	0
SB-501-0810	4.3E-05	0.03	0.0E+00	0
SB-502-0001	3.3E-05	0.02	0.0E+00	0
SB-502-0406	8.7E-05	0.01	0.0E+00	0
SB-502-0810	1.2E-04	0.01	0.0E+00	0
SB-503-0001	6.0E-05	0.11	0.0E+00	0
SB-503-0001-D	5.3E-06	0.06	0.0E+00	0
SB-503-0406	9.3E-07	0.01	2.4E-06	0.01
SB-503-1012	1.5E-07	0.03	0.0E+00	0.03
SB-504-0001	3.1E-06	0.04	7.9E-06	0.04
SB-504-0406	3.2E-05	0.04	0.0E+00	0
SB-504-0810	4.8E-06	0.04	0.0E+00	0
SB-505-0001	1.8E-04	0.35	0.0E+00	0
SB-505-0406	1.4E-07	0.02	7.8E-08	0.02
SB-505-0810	1.4E-06	0.03	3.6E-06	0.03
SB-506-0001	9.8E-08	0.01	6.2E-08	0.01
SB-506-0001-D	1.3E-07	0.02	5.7E-08	0.02
SB-506-0406	9.4E-08	0.02	0.0E+00	0.02
SB-504-0001	3.1E-06	0.04	7.9E-06	0.04

Table 5-3

Pre- and Post-Response Action Risks
Block E and E Lot 3
Soil Response Action Plan
Lockheed Martin Middle River Complex, Middle River, Maryland
Page 5 of 6

Subsurface Soil Boring	Residential Risks (Pre-Response Action)[1]		Residential Risks (Post-Response Action)[2]	
	Cancer	Noncancer	Cancer	Noncancer
SB-506-0810	8.3E-08	0.01	1.0E-07	0.01
SB-507-0001	2.1E-07	0.03	2.5E-07	0.03
SB-507-0406	1.2E-07	0.02	0.0E+00	0.02
SB-507-0406	1.2E-07	0.02	0.0E+00	0.02
SB-507-0810	8.1E-08	0.02	0.0E+00	0.02
SB-508-0001	1.5E-07	0.02	7.8E-08	0.02
SB-508-0406	9.9E-08	0.02	0.0E+00	0.02
SB-508-0406-D	7.3E-08	0.01	0.0E+00	0.01
SB-508-0810	1.4E-07	0.03	0.0E+00	0.03
SB-509-0001	6.8E-08	0.01	0.0E+00	0.01
SB-509-0406	1.1E-07	0.02	0.0E+00	0.02
SB-509-0810	9.0E-08	0.02	0.0E+00	0.02
SB-510-0001	3.8E-07	0.02	5.7E-07	0.02
SB-510-0406	9.2E-08	0.02	0.0E+00	0.02
SB-510-0810	4.6E-07	0.02	6.9E-07	0.02
SB-510-0810-D	3.1E-07	0.02	3.7E-07	0.02
SB-511-0001	8.5E-07	0.03	1.4E-06	0.03
SB-511-0406	7.8E-08	0.00	8.3E-08	0.00
SB-511-0810	4.3E-08	0.01	0.0E+00	0.01
SB-512-0001	3.4E-07	0.03	4.6E-07	0.03
SB-512-0406	9.2E-08	0.02	0.0E+00	0.02
SB-512-0810	6.3E-07	0.03	1.4E-06	0.03
SB-512-0810-D	2.6E-06	0.02	5.8E-06	0.02
SB-513-0001	3.1E-07	0.03	4.4E-07	0.03
SB-513-0406	1.0E-07	0.02	0.0E+00	0.02
SB-513-0810	2.5E-08	0.00	0.0E+00	0.00
SB-514-0001	1.7E-07	0.05	0.0E+00	0.05
SB-514-0406	1.3E-07	0.02	0.0E+00	0.02
SB-514-0810	1.2E-07	0.02	0.0E+00	0.02
SB-514-0810-D	1.2E-07	0.02	0.0E+00	0.02

Table 5-3

Pre- and Post-Response Action Risks
Block E and E Lot 3
Soil Response Action Plan
Lockheed Martin Middle River Complex, Middle River, Maryland

Subsurface Soil Boring	Residential Risks (Pre-Response Action)[1]		Residential Risks (Post-Response Action)[2]	
	Cancer	Noncancer	Cancer	Noncancer
SB-515-0001	5.9E-06	0.04	0.0E+00	0
SB-515-0406	9.9E-08	0.02	0.0E+00	0.02
SB-515-0810	1.7E-07	0.02	9.9E-08	0.02
SB-516-0001	1.4E-06	0.03	2.7E-06	0.03
SB-517-0001	2.4E-07	0.02	2.7E-07	0.02
SB-517-0406	8.3E-08	0.02	0.0E+00	0.02
SB-517-0810	7.1E-07	0.03	1.5E-06	0.03
SB-518-0001	1.2E-07	0.02	0.0E+00	0.02
SB-518-0406	1.4E-07	0.03	0.0E+00	0.03
SB-518-0810	4.8E-08	0.01	0.0E+00	0.01
SB-519-0001	1.4E-07	0.02	0.0E+00	0.02
SB-519-0406	8.3E-08	0.02	0.0E+00	0.02
SB-519-0810	4.9E-08	0.01	0.0E+00	0.01
SB-520-0001	3.1E-07	0.02	5.7E-07	0.02
SB-520-0406	1.0E-07	0.02	0.0E+00	0.02
SB-520-0810	1.1E-07	0.01	0.0E+00	0.01
SB-6-05	0.0E+00	0	0.0E+00	0
SB-6-10	2.4E-07	0.04	0.0E+00	0.04
SB-9-05	0.0E+00	0	0.0E+00	0

1 Soil boring location risks as identified in the Site Characterization Report (Tetra Tech, May 2006).

2 Soil boring location risks excluding those attributable to arsenic and vanadium (less than Block E and E Lot 3-specific background reference concentration of 12 and 91 mg/kg, respectively).

Section 6
Selected Technologies and Land Use Controls

6.1 INTRODUCTION

The selected technologies and LUCs for the proposed response action are provided in this section as required by the VCP guidance document. The NCP, 40 CFR Part 400.430 as implemented through CERCLA, served as a guide for the process used to arrive at the selected technology (i.e., selected alternative). This section includes the identification, screening, and evaluation of potential technologies and process options; preliminary and detailed screening of technologies and process options; selection of representative process options; development and detailed analysis of alternatives; comparative analysis of alternatives; and description of the proposed alternative.

The basis for technology identification and screening began with a series of discussions that included the following:

- Development of response action objectives (RAOs)
- Identification of Applicable or Relevant and Appropriate Requirements (ARARs)
- Identification of COCs
- Development of cleanup goals
- Identification of general response actions (GRAs)
- Identification of volumes or areas of the media of concern

6.1.1 Response Action Objectives

The purpose of this section is to develop RAOs for Block E and E Lot 3. Development of RAOs is an important step in the CERCLA process. The RAOs are medium-specific goals that define the objective of conducting response actions to protect human health and the environment. The RAOs specify the COCs, potential exposure routes and receptors, and acceptable contaminant

levels for the site. The development of RAOs takes into consideration ARARs and To Be Considered (TBC) criteria.

This RAP addresses soil contamination at Block E and E Lot 3. The RAOs were developed to permit consideration of a range of treatment and containment alternatives to obtain a Certificate of Completion from the MDE under a Tier IA (Residential Unrestricted) future land use and restriction category.

The following RAOs were developed for Block E and E Lot 3:

- Prevent unacceptable human health risk associated with exposure to surface soil containing PCBs and benzo(a)pyrene concentrations greater than the cleanup goals.
- Remove the previously abandoned-in-place product pipeline and contaminated soil under the MDE OCP in accordance with the Code of Maryland Regulations (COMAR) 26.10.10.02.

6.1.2 Applicable or Relevant and Appropriate Requirements and To Be Considered Criteria

ARARs consist of the following:

- Any standard, requirement, criterion, or limitation under federal environmental law.
- Any promulgated standard, requirement, criterion, or limitation under a State environmental or facility-siting law that is more stringent than the associated federal standard, requirement, criterion, or limitation.

TBC criteria are nonpromulgated, nonenforceable guidelines or criteria that may be useful for developing a response action or are necessary for determining what is protective of human health and/or the environment. Examples of TBC criteria include United States Environmental Protection Agency's (EPA's) Reference Doses (RfDs) and Cancer Slope Factors (CSFs).

One of the primary concerns during the development of response action alternatives for hazardous waste sites is the degree of human health and environmental protection offered by a given remedy. Section 121 of CERCLA requires that primary consideration be given to response alternatives that attain or exceed ARARs. The purpose of this requirement is to make CERCLA response actions consistent with other pertinent federal and state environmental requirements.

The NCP identifies the following three categories of ARARs [40 CFR Section 300.400 (g)]:

- Chemical-Specific: Health-risk-based numerical values or methodologies that establish concentration or discharge limits for particular contaminants. Table 6-1 presents a list of federal and State of Maryland chemical-specific ARARs and TBC criteria. These ARARs and TBC criteria provide some medium-specific guidance on "acceptable" or "permissible" concentrations of contaminants.

- Location-Specific: Restrict actions or contaminant concentrations in certain environmentally sensitive areas. Examples of these areas regulated under various federal laws include floodplains, wetlands, and locations where endangered species or historically significant cultural resources are present. Table 6-2 presents a list of federal and State of Maryland location-specific ARARs and TBC criteria. These ARARs and TBC criteria place restrictions on concentrations of contaminants or the conduct of activities solely based on the site's particular characteristics or location.

- Action-Specific: Technology- or activity-based requirements, limitations on actions, or conditions involving special substances that control or restrict response action. Examples of action-specific ARARs include wastewater discharge standards and performance or design standards, controls, or restrictions on particular types of activities. Table 6-3 presents a list of federal and State of Maryland action-specific ARARs and TBCs.

6.1.3 Chemicals Of Concern

The HHRA determined which compounds were the principal contributors to risk, also referred to as COCs. A COC is defined as a chemical that produces a cancer risk greater than 1×10^{-5} or a hazard quotient greater than 1.0. The determination of COCs was based on a Block E and E Lot 3-wide approach rather than evaluation of results from individual soil borings. The COC determination is discussed in Section 5.

6.1.4 Cleanup Goals

Cleanup goals are chemical concentrations in environmental media that, when attained, should achieve RAOs. In general, cleanup goals are established with consideration given to the following:

- Protecting human receptors from adverse health effects
- Compliance with federal and State ARARs

Soil cleanup goals for the COCs (PCBs and benzo(a)pyrene) and cleanup standards for DRO were determined in Section 5.3, and attainment of the cleanup goals was discussed in Section 5.4. Soil cleanup criteria are presented on Table 5-1.

6.1.5 General Response Actions and Action-Specific ARARs

GRAs are broadly defined response approaches that may be used (by themselves or in combination with one or more of the others) to attain RAOs. GRAs describe categories of actions that could be implemented to satisfy or address a component of an RAO for the site. Response action alternatives will then be composed using GRAs individually or in combination to meet the RAOs. The response action alternatives, composed of GRAs, will be capable of achieving the RAOs for contaminated soil at Block E and E Lot 3.

The following GRAs were considered for soil at Block E and E Lot 3:

- No Action
- Limited Action: LUCs
- Containment
- Removal
- In-Situ Treatment
- Ex-Situ Treatment
- Disposal

6.1.6 Estimated Volume of Contaminated Soil

Preliminary surface areas and volumes of soil that would need to be removed to allow for future land use as VCP Tier 1A (Residential Unrestricted) were estimated as described in Section 8. It is conservatively estimated that a total volume of 7,400 in-place cy of contaminated soil with a surface area of 150,000 square feet (sf) contain concentrations of COCs greater than the cleanup goals.

6.2 SCREENING OF TECHNOLOGIES AND PROCESS OPTIONS

This section identifies, screens, and evaluates the potential technologies and process options that may be applicable to develop the response action alternatives for soil at Block E and E Lot 3. The

primary objective of this phase of the RAP is to develop an appropriate range of technologies and process options that will be used for developing the response action alternatives.

Technology screening evaluation is performed in this section with the completion of the following analytical steps:

- Identification and preliminary screening of technologies and process options;
- Detailed screening of technologies and process options that pass the preliminary screening step;
- Evaluation and selection of representative process options;

In this section, a variety of technologies and process options are identified under each GRA (discussed in Section 6.1.5) and screened. The selection of technologies and process options for initial screening is based on the Guidance for Conducting Remedial Investigations and Feasibility Studies Under CERCLA (EPA, October 1988). The screening is first conducted at a preliminary level to focus on relevant technologies and process options. Then the screening is conducted at a more detailed level based on certain evaluation criteria. Finally, process options are selected to represent the technologies that have passed the screening and detailed evaluation.

The evaluation criteria for detailed screening of technologies and process options that have been retained after the preliminary screening are effectiveness, implementability, and cost. The following are descriptions of these evaluation criteria:

- Effectiveness
  - Protection of human health and environment; reduction in toxicity, mobility, or volume; and permanence of solution.
  - Ability of the technology to address the estimated areas or volumes of contaminated media.
  - Ability of the technology to meet the cleanup goals identified in the RAOs.
  - Technical reliability (innovative versus proven) with respect to contaminants and site conditions.

- Implementability
  - Overall technical feasibility at the site.
  - Availability of vendors, mobile units, storage and disposal services, etc.
  - Administrative feasibility.
  - Special long-term maintenance and operation requirements.

- Cost
  - Capital cost.
  - Operation and maintenance (O&M) costs.

Technologies and process options will be identified for the soil response action in the following sections.

Section 6.3 discusses the development of the response action alternatives developed from the process options retained in this section and provides a description of the conceptual design for these alternatives. This section also presents an evaluation of each response action alternative with respect to the criteria of the NCP of 40 CFR Part 300. These criteria and their relative importance are also discussed in this section.

Section 6.4 compares the analyses that were presented for each of the response action alternatives. The criteria for comparison are identical to those used for the detailed analysis of individual alternatives.

6.2.1 Preliminary Screening of Technologies and Process Options

This section identifies and screens technologies and process options for soil at a preliminary stage based on implementation with respect to site conditions and COCs. Table 6-4 summarizes the preliminary screening of technologies and process options applicable to soil. This table presents the GRAs, identifies the technologies and process options, and provides a brief description of each process option followed by screening comments. The technologies and process options that pass the initial screening step are retained for detailed screening in Section 6.2.2.

The technologies and process options for the soil response action that will be retained for detailed screening are shown below.

General Response Action	Response Action Technology	Process Option
No Action	None	Not Applicable
Removal	Excavation	Mechanical
Disposal	Off-Site	RCRA Landfill or TSCA TSDF

6.2.2 Detailed Screening of Soil Treatment Technologies and Process Options

This section identifies and develops the representative process options, through a detailed screening procedure, which will be used in the formulation of response action alternatives to accomplish the RAOs and meet the cleanup goals identified for soil in Section 5.

6.2.2.1 No Action

No Action consists of maintaining status quo at Block E and E Lot 3. As required under CERCLA regulations, the No Action alternative is carried through to provide a baseline for comparison of alternatives and their effectiveness in mitigating risks posed by site contaminants.

6.2.2.2 Removal

The technology considered under this GRA is excavation.

Excavation

A variety of equipment such as front-end loaders, hydraulic excavators, backhoes, and other mechanical equipment could be used to perform the excavation. The type of equipment selected must take into consideration several factors, such as the type of material to be removed, the load-bearing capacity of the ground surrounding the removal area, the depth and areal extent of removal, the required rate of removal, and the elevation of the groundwater table. Excavation is the technology of choice for the removal of well-consolidated material such as soil from well-defined areas of ground with significant load-bearing capacity (i.e., greater than 1,500 pounds per square foot).

The logistics of excavation must take into account the available space for operating the equipment, loading and unloading of the excavated material, location of the site, etc. After excavation is completed, the location is filled and graded with clean fill material or treated soils.

Effectiveness

Excavation is a well-proven and effective method of removing soil with COC concentrations greater than the cleanup goals from a site. Properly designed excavation would remove the soil with COC concentrations greater than the cleanup goals, and the remaining soil would not pose an unacceptable risk to human health or the environment. However, excavation does not reduce contaminant toxicity or mobility.

Implementability

Excavation of soil with COC concentrations greater than the cleanup goal at Block E and E Lot 3 would be implementable. Excavation equipment is readily available from multiple vendors. This technology is well proven and established in the construction/remediation industry. During excavation, site-specific health and safety procedures and Occupational Safety and Health Administration (OSHA) regulations would have to be complied with to ensure that the exposure of the workers to COCs is minimized.

The excavation at Block E and E Lot 3 would extend to approximately 10-feet bgs. The excavation would be cut-back or stepped, supported by trench boxes or personnel would not be permitted to enter the excavation. Existing concrete pads, etc. would have to be removed prior to excavation.

Cost

Cost of excavation at Block E and E Lot 3 on a unit volume basis would be low to moderate.

Conclusion

Excavation is retained in combination with other process options for the development of response action alternatives.

6.2.2.3 Disposal

The technology considered under this GRA is off-site landfilling.

Off-Site Landfilling

Off-site landfilling would consist of transporting the excavated soil for burial at a permitted off-site treatment, storage, and disposal facility (TSDF). Excavated soil characterized as Resource Conservation and Recovery Act (RCRA) non-hazardous waste could be disposed in a RCRA Subtitle D solid waste landfill. Excavated soil characterized as RCRA hazardous waste would have to be disposed in a RCRA Subtitle C TSDF. Excavated soil and debris with PCB concentrations greater than 50 mg/kg would have to be managed at a Toxic Substances Control Act (TSCA) TSDF.

Effectiveness

Off-site landfilling does not permanently or irreversibly reduce contaminant toxicity or mobility. However, although CERCLA preference for treatment relegates landfilling to a less preferable option, this technology can be an effective disposal option for contaminated soil and can be used in conjunction with treatment alternatives. Off-site landfills are only permitted to operate if they meet certain requirements of design and operation governing foundations, liners, leak detection, leachate collection and treatment, daily cover, post-closure inspections and monitoring, etc., which ensure the effectiveness of these facilities. The requirements of a TSCA and RCRA hazardous (Subtitle C) TSDF are more stringent than those of a RCRA non-hazardous (Subtitle D) solid waste landfill.

Implementability

Off-site landfilling would be easily implementable. Facilities and services are available. Disposal at a RCRA Subtitle D landfill may require certain pre-treatment, mainly the removal of free liquids but, because soil would be excavated no deeper than to the depth of the zone of saturation, associated water should be minimal and this requirement should be easy to meet. In addition, a waste profile would have to be prepared, indicating the contaminant concentrations and their leachability potential. Disposal of any soil containing compounds with Toxicity Characteristic Leaching Procedure (TCLP) levels exceeding hazardous criteria would require pre-treatment to meet Land Disposal Restrictions (LDRs) prior to landfilling. If treatment achieves Universal Treatment Standards (UTSs), then disposal of the treated soil in a RCRA Subtitle D landfill (i.e., non-hazardous) would be permissible. If not, the treated soil would need to disposed in a RCRA Subtitle C (i.e., hazardous) TSDF. Disposal of any soil and debris with PCB concentrations greater than 50 mg/kg would be managed at a TSCA TSDF.

Cost

Cost of off-site landfilling would be low to moderate depending on volume and distance to the disposal facility.

Conclusion

Off-site landfilling is retained in combination with other process options for the development of response action alternatives.

6.2.3 Selection of Representative Process Options

The following GRAs, technologies, and process options, under the GRAs as noted, are retained for the development of response action alternatives:

- No Action
- Removal: Excavation
- Disposal: Off-Site RCRA Non-Hazardous (Subtitle D) Landfill, Off-Site RCRA Hazardous (Subtitle C) TSDF, and Off-Site TSCA TSDF

The next step is to select representative process options from each technology to assemble an adequate variety of alternatives and evaluate the alternatives in sufficient detail to aid in the final selection process. All process options listed above are retained for the formulation of alternatives because the processes are sufficiently varied in their functions.

6.3 DEVELOPMENT AND DETAILED ANALYSIS OF ALTERNATIVES

This section discusses the development of the soil response action alternatives from the process options retained above and provides a description of the conceptual designs for the alternatives. This section also presents an evaluation of each response action alternative with respect to the criteria of the NCP of 40 CFR Part 300. The criteria and the relative importance of these criteria are also discussed in this section.

6.3.1 Development of Alternatives

The technologies and process options retained after detailed screening in Section 6.2.3 were assembled into the following alternatives:

- S-1. No Action:

  This alternative is required by the Guidance for Conducting Remedial Investigations and Feasibility Studies Under CERCLA (EPA, 1988) as a baseline for comparison to other alternatives.

- S-2. Excavation to Allow Unrestricted Residential Site Use and Off-Site Disposal:

  This alternative would remove soil with COC concentrations greater than the cleanup goals to the extent necessary to allow unrestricted residential use of Block E and E Lot 3. This would require excavation of the soil with COC concentrations greater than the cleanup goals identified in Section 5.3.

  It is assumed that excavated soil with PCB concentrations less than 50 mg/kg would be disposed at an off-site permitted RCRA Subtitle D landfill and excavated soil with PCB concentrations greater than 50 mg/kg would be disposed at a TSCA TSDF. If any excavated material fails TCLP testing, the material would be disposed at an off-site permitted RCRA Subtitle C TSDF. The excavated areas would then be backfilled with certified clean imported fill material and Block E and E Lot 3 would be restored to pre-response action conditions. Because the soil remaining on site would no longer contain concentrations of COCs that could be harmful to hypothetical future residential receptors, soil-related LUCs would not be required.

6.3.2 Description and Detailed Analysis of Alternatives

This section presents a description of the conceptual design of each alternative, followed by the detailed analysis using the nine criteria of the NCP under 40 CFR Part 300. The evaluation criteria are discussed below.

6.3.2.1 Evaluation Criteria

In accordance with the NCP (40 CFR Part 300.430), the following nine criteria are used for the evaluation of response action alternatives:

- Overall Protection of Human Health and the Environment
- Compliance with ARARs
- Long-Term Effectiveness and Permanence
- Reduction of Toxicity, Mobility, or Volume through Treatment
- Short-Term Effectiveness
- Implementability
- Cost
- State Acceptance
- Community Acceptance

Overall Protection of Human Health and the Environment

Alternatives must be assessed for adequate protection of human health and environment, in the short and long term, from unacceptable risks posed by hazardous substances or contaminants present at Block E and E Lot 3 by eliminating, reducing, or controlling exposure to levels exceeding response action goals. Overall protection draws on the assessments of other evaluation criteria, especially long-term effectiveness and permanence, short-term effectiveness, and compliance with ARARs.

Compliance with ARARs

Alternatives must be assessed to determine whether they attain ARARs under federal environmental laws and State environmental or facility siting laws. If one or more regulations that are applicable cannot be complied with, a waiver must be invoked. Grounds for invoking a waiver would depend on the following circumstances:

- The alternative will attain a standard of performance that is equivalent to that required under the otherwise applicable standard, requirement, or limitation through use of another method or approach.
- A State requirement has not been consistently applied or the State has not demonstrated the intention to consistently apply the promulgated requirement in similar circumstances at other response actions within the State.

Long-Term Effectiveness and Permanence

Alternatives must be assessed for the long-term effectiveness and permanence they offer, along with a degree of certainty that the alternative will be successful. Factors that should be considered, as appropriate, include the magnitude of residual risk (i.e., risks posed by untreated waste or treatment residuals) and adequacy and reliability of controls (i.e., controls needed to manage untreated waste or treatment residuals).

Reduction of Toxicity, Mobility, or Volume through Treatment

The degree to which the alternative employs recycling or treatment that reduces the toxicity, mobility, or volume of the waste must be assessed, including how treatment is used to address the principal threats posed by the site.

Short-Term Effectiveness

The short-term impacts of the alternative must be assessed considering the following:

- Short-term risks that might be posed to the community during implementation.
- Potential impacts on workers during the response action and the effectiveness and reliability of protective measures.
- Potential environmental impacts of the response action and the effectiveness and reliability of mitigation measures during implementation.
- Time until protection is achieved.

Implementability

The ease or difficulty of implementing the alternatives must be assessed by considering technical feasibility, administrative feasibility, and availability of services and materials.

Cost

Capital costs must include both direct and indirect costs. Annual O&M costs must be provided. A net present worth (NPW) value of the capital and O&M costs must also be provided. Typically, the cost estimate accuracy range is plus 50 percent to minus 30 percent. Because there are no costs associated with the first alternative (No Action), a cost comparison of the two alternatives will not be performed.

State Acceptance

The MDE will review the proposed RAP and will inform Lockheed Martin in writing, on or before the end of a 75-day review period, whether the RAP has been approved or rejected. If the proposed RAP is rejected, MDE will state the modifications necessary to receive approval. The 75-day MDE review period will begin after a notice of the proposed RAP is published in a local newspaper and a sign is posted at the property indicating notice of intent to conduct the RAP.

Community Acceptance

The public will be afforded the opportunity to review and provide commentary on the proposed RAP. The MDE will receive written comments from the public for 30 days after publication of the newspaper notice and posting of the sign at the property or 5 days after the public informational meeting, whichever is later. In addition, a public informational meeting will be held within 40 days after publication of the newspaper notice.

Relative Importance of Criteria

Among the nine criteria, the threshold criteria are considered to be:

- Overall Protection of Human Health and the Environment
- Compliance with ARARs

The threshold criteria must be satisfied for an alternative to be eligible for selection.

Among the remaining criteria, the following five are considered to be the primary balancing criteria:

- Long-Term Effectiveness and Permanence
- Reduction of Toxicity, Mobility, or Volume
- Short-Term Effectiveness
- Implementability
- Cost (not applicable to Block E and E Lot 3)

The balancing criteria are used to weigh the relative merits of alternatives.

The remaining two of the nine criteria, State acceptance and community acceptance, are considered to be modifying criteria that must be considered during response action selection.

These last two criteria can only be evaluated after the MDE and community have reviewed the proposed RAP. Therefore, this RAP addresses only seven of the nine criteria. The remaining two criteria will be addressed through the RAP review, comment, and approval process.

6.3.2.2 Selection of Response Action

The selection of a remedy is a two-step process. The first step consists of identification of a preferred alternative and presentation of the alternative in a proposed RAP submitted to MDE and the community for review and comment. The preferred alternative must meet the following criteria:

- Protection of human health and the environment.
- Compliance with ARARs.
- Cost effectiveness in protecting human health and environment and in complying with ARARs.
- Utilization of permanent solutions and alternate treatment technologies or resource recovery technologies to the maximum extent practicable.

The second step consists of the review of the comments and consultation with the MDE to determine whether or not the preferred alternative continues to be the most appropriate response action for the site.

6.3.3 Detailed Analysis of Alternatives

6.3.3.1 Alternative S-1: No Action

Description of Alternative S-1

This alternative is required by the Guidance for Conducting Remedial Investigations and Feasibility Studies Under CERCLA (EPA, 1988) as a baseline for comparison to other alternatives.

Detailed Analysis of Alternative S-1

Overall Protection of Human Health and Environment

Alternative S-1 would not be protective of human health and the environment. Concentrations of PCBs and benzo(a)pyrene that exceed the established site-specific cleanup goal for human health and concentrations of DRO greater than MDE soil cleanup standards would remain in the soil. Therefore, the RAOs for Block E and E Lot 3 would not be achieved.

Compliance with ARARs

Alternative S-1 would not achieve human health site-specific cleanup goals or MDE soil cleanup standards.

Long-Term Effectiveness and Permanence

Alternative S-1 would not be effective in the long term because soil COCs would remain on site and pose potential human health risks. Although concentrations of soil COCs might gradually decrease to acceptable levels over a long duration of time because of natural processes, monitoring would not be conducted to verify this.

Reduction of Toxicity, Mobility, and Volume through Treatment

Alternative S-1 does not employ any treatment.

Short-Term Effectiveness

There are no relevant issues under Alternative S-1 because no action would occur.

Implementability

There are no implementability concerns for Alternative S-1 because no action would be implemented.

Cost

There are no costs associated with Alternative S-1.

6.3.3.2 Alternative S-2: Excavation to Allow Unrestricted Residential Site Use and Off-Site Treatment and Disposal

Description of Alternative S-2

Alternative S-2 is illustrated on Figure 8-1 and would consist of two major components: (1) excavation to allow unrestricted residential site use and (2) off-site treatment and disposal.

Component 1: Excavation to Allow Unrestricted Residential Site Use

Figure 8-1 shows the areas of Block E and E Lot 3 that would be excavated to meet the cleanup goals. As part of site preparation, temporary haul routes would be constructed to allow equipment to access the areas to be excavated and these areas would be cleared, if required. Excavation of soil to a depth of 5 feet would be conducted using a bulldozer, front-end loader, or similar equipment.

Post-removal/confirmation samples would be collected from the sidewalls and base of the excavation and analyzed for PCBs and benzo(a)pyrene. Post-removal/confirmation samples in the previously abandoned-in-place product pipeline excavation would be collected from the sidewalls and base of the excavation and analyzed for DRO and GRO.

Following excavation and after post-removal/confirmation sample results confirm that soil with concentrations greater than the cleanup goals has been removed, the excavated areas would be backfilled with certified clean material, graded to original contours, and restored to pre-response action conditions.

Component 2: Off-Site Treatment and Disposal

The following are the expected actions for the excavated soil:

- All excavated material characterized as RCRA non-hazardous waste would be transported to a permitted RCRA Subtitle D facility for direct landfilling.
- Any excavated soil that fails TCLP testing would be characterized as RCRA hazardous waste and would be transported to a permitted RCRA Subtitle C TSDF for treatment to meet TCLP limits followed by direct landfilling.
- Any excavated soil with PCB concentrations greater than 50 mg/kg would be transported to a permitted TSCA TSDF for treatment, if required, followed by direct landfilling.

The volumes estimated for disposal at the various facilities would need to be verified based on sampling and analysis of stockpiled soil, followed by profiling as necessary for each facility.

Detailed Analysis of Alternative S-2

Overall Protection of Human Health and Environment

Alternative S-2 would be protective of human health and the environment. The removal of soil with COC concentrations greater than the cleanup goals for a hypothetical future residential receptor would ensure that unrestricted use of Block E and E Lot 3 would not pose unacceptable risk to human health. Block E and E Lot 3 would be suitable for revegetation and potential use as a natural and recreational corridor. All of the RAOs for Block E and E Lot 3 would be achieved.

Compliance with ARARs

Alternative S-2 would achieve the human health site-specific cleanup goal established in Section 5. Location-specific and action-specific ARARs would be complied with in substance, in particular, the following:

- RCRA regulations including Identification and Listing of Hazardous Wastes and LDRs
- TSCA regulations
- OSHA regulations
- Maryland Hazardous Waste Management System Regulations
- Maryland Regulation of Water Supply, Sewage Disposal, and Solid Waste
- Maryland General Permit for Construction Activity
- Maryland OCP

Long-Term Effectiveness and Permanence

Alternative S-2 would be effective in the long term because the COCs that present an unacceptable risk to residential human receptors would be removed from Block E and E Lot 3 and deposited in a suitable landfill outside the site, resulting in residual levels that would not longer pose an unacceptable risk to these receptors.

Reduction of Toxicity, Mobility, and Volume through Treatment

Alternative S-2 would permanently and irreversibly reduce the mobility of the contaminants to the environment by depositing them in a RCRA-permitted landfill or TSCA TSDF where their exposure to the environment would be adequately controlled. However, unless the excavated

material is treated prior to landfilling, Alternative S-2 would not reduce the toxicity of the contaminated soil.

Short-Term Effectiveness

Alternative S-2 would be effective in the short term. Dust suppression and control measures would be implemented to minimize the emission of contaminated soil particulates during onsite response action activities. Erosion control measures would minimize the migration of COCs into nearby streams. Transportation of the contaminated soil to an off-site landfill would be conducted in suitable containers and by reputable transporters. In the unlikely event of a traffic accident releasing contaminated soil to the environment, an immediate hazard to the community would not be posed because of the non-volatile nature and relatively low solubility of the COCs present in the soil. However, should such an event occur, measures to prevent washing away of the soil by storm events would be warranted. Workers on site would be adequately protected if suitable health and safety procedures are followed. The approximate timeframe for implementation of this alternative is 10 weeks.

Implementability

Alternative S-2 is implementable. Excavation equipment considered under this alternative are typical in the construction industry and are readily available from several local sources. Time to coordinate with stakeholders and obtain necessary permits can easily be built into the schedule. Suitable landfills are available for treatment and/or direct disposal of the excavated non-hazardous soil and have been identified at nearby locations. Suitable landfills for treatment and disposal of excavated soil with PCB concentrations greater than 50 mg/kg (i.e., TSCA TSDF) have been identified at more distant locations.

Cost

The capital cost for Alternative S-2 is $2,300,000. There are no annual O&M costs associated with Alternative S-2. The NPW value of the capital and O&M costs is $2,300,000.

6.4 COMPARATIVE ANALYSIS OF ALTERNATIVES

This section compares the analyses presented for each of the response action alternatives in Section 6.3. The criteria for comparison are identical to those used for the detailed analysis of individual alternatives.

6.4.1 Soil

The following response action alternatives for soil are being compared in this section:

- Alternative S-1: No Action
- Alternative S-2: Excavation to Allow Unrestricted Residential Site Use and Off-Site Treatment and Disposal

6.4.1.1 Overall Protection of Health and the Environment

Alternative S-1 would not be protective. Alternative S-2 would be protective.

6.4.1.2 Compliance with ARARs and TBCs

There are no chemical-specific ARARs for Block E and E Lot 3 soil, only chemical-specific TBCs that are the cleanup goals developed in Section 5. Alternative S-1 would not comply with the chemical-specific TBCs. Action-specific ARARs do not apply to Alternative S-1. Alternative S-2 would comply with the chemical-specific TBCs and action-specific ARARs.

6.4.1.3 Long-Term Effectiveness and Permanence

Alternative S-1 would not be effective in the long term and offers no permanent solution. Alternative S-2 would be effective in the long term because it offers a remedy that removes the PCBs and benzo(a)pyrene from Block E and E Lot 3 without the need for LUCs to prevent residential and commercial/industrial development and recreational use.

6.4.1.4 Reduction of Toxicity, Mobility, or Volume through Treatment

Alternatives S-1 and S-2 do not employ any treatment.

6.4.1.5 Short-Term Effectiveness

Alternative S-1 would not present short-term risks to workers, the community, and the environment because no actions would be taken. Short-term risks to the community, workers, and the environment associated with Alternative S-2 could be adequately controlled.

Alternative S-1 would not achieve the soil RAOs. The approximate timeframe for implementation and attainment of RAOs would be 10 weeks for Alternative S-2.

6.4.1.6 Implementability

There is no action to be implemented for Alternative S-1. Alternative S-2 would be easy to implement because no on-site treatment or long-term maintenance would be required.

6.4.1.7 Cost

There are no costs associated with Alternative S-1. The capital and NPW cost for Alternative S-2 is $2,300,000.

6.4.2 Summary of Comparative Analysis of Alternatives

Table 6-5 summarizes the comparative analysis of the two soil response action alternatives.

6.5 PROPOSED ALTERNATIVE

The proposed alternative is Alternative S-2. This alternative would remove soil with COC concentrations greater than the cleanup goals to the extent necessary to allow unrestricted residential use of Block E and E Lot 3. This would require excavation of the soil with COC concentrations greater than the cleanup goals identified in Section 5. Figure 8-1 shows the areas

of Block E and E Lot 3 that would be excavated to meet the cleanup goals. As part of site preparation, temporary haul routes would be constructed to allow equipment to access the areas to be excavated and these areas would be cleared using a bulldozer or similar equipment and mulched. Excavation of soil would be conducted using a bulldozer, front-end loader, hydraulic excavators, backhoe, or similar equipment.

Post-removal/confirmation samples would be collected from the sidewalls and base of the excavation and analyzed for PCBs, benzo(a)pyrene and DRO and GRO.

Following excavation and after post-removal/confirmation sample results confirm that soil with COC concentrations greater than the cleanup goals and soil with DRO and GRO concentrations greater than the MDE cleanup standards have been removed, the excavated areas would be backfilled with certified clean material, graded to original contours, and restored to pre-response action conditions.

It is assumed that excavated soil would either be disposed at an off-site permitted RCRA Subtitle D landfill or TSCA TSDF. If any excavated material fails TCLP testing, the material would be disposed at an off-site permitted RCRA Subtitle C TSDF. Because the soil remaining on site would no longer contain concentrations of COCs that could be harmful to hypothetical future residential receptors, soil-related LUCs would not be required.

In addition to soil contaminated with PCBs and benzo(a)pyrene, the previously abandoned-in-place product pipeline and contaminated soil will be removed to comply with MDE OCP requirements.

Table 6-1

Chemical-Specific ARARs
Block E
Soil Response Action Plan
Lockheed Martin Middle River Complex, Middle River, Maryland

Requirement	Citation	Status	Synopsis	Evaluation/Action to be Taken
Federal				
Cancer Slope Factors (CSFs)	NA	To Be Considered	CSFs are guidance values used to evaluate the potential carcinogenic hazard caused by exposure to contaminants.	CSFs would be considered for development of human health protection PRGs for soil at this site.
Reference Doses (RfDs)	NA	To Be Considered	RfDs are guidance values used to evaluate the potential non-carcinogenic hazard caused by exposure to contaminants.	RfDs would be considered for development of human health protection PRGs for soil at this site.
State				
Cleanup Standards for Soil and Groundwater	Maryland Environmental Article 7-508/7-208	Applicable	This document presents the approach and supporting documentation used to develop numeric cleanup standards for hazardous substances in the soil and groundwater for the State of Maryland.	These standards maybe considered for use in determining cleanup standards in the absence of a site-specific risk assessment.

ARARs Applicable or Relevant and Appropriate Requirements.
CSFs Cancer slope factors.
NA Not applicable.
PRGs Preliminary remediation goals.
RfDs Reference doses.

Table 6-2

Location-Specific ARARs
Block E
Soil Response Action Plan
Lockheed Martin Middle River Complex, Middle River, Maryland

Requirement	Citation	Status	Synopsis	Evaluation/Action to be Taken
Federal				
Endangered Species Act Regulations	50 CFR Parts 81, 225, and 402	Potentially Applicable	This act requires federal agencies to take action to avoid jeopardizing the continued existence of federally listed endangered or threatened species.	If a site investigation or remediation could potentially affect an endangered species or their habitat, these regulations would apply (There have been no endangered species or their habitat identified at the MRC).
Historic Sites Act Regulations	36 CFR Part 62	Potentially Applicable	Requires federal agencies to consider to existence and location of landmarks on the National Registry of Natural Landmarks to avoid undesirable impacts on such landmarks.	The existence of National Landmarks would be identified prior to remedial activities on site including remedial investigations (There have been no National Landmarks identified at the MRC).
State				
Nongame and Endangered Species Conservation Act	Annotated Code of Maryland 10-2A-01; COMAR 08.03.08 and 08.02.12.	Potentially Applicable	Requires State agencies to use their authority to maintain and enhance nongame wildlife and endangered species populations.	If a site investigation or remediation could potentially affect an endangered species or their habitat, these regulations would apply (There have been no endangered species or their habitat identified at the MRC).
Division of Historical and Cultural Programs	Annotated Code of Maryland 5A	Potentially Applicable	The Maryland Historic Trust formed in 1961 to preserve, protect, and enhance districts, sites, buildings, structures, and objects significant in the prehistory, history, upland and underwater archeology, architecture, engineering, and culture of the State.	The existence of Maryland historic sites would be identified prior to remedial activities on site including remedial investigations (There have been no historic sites identified at the MRC).

ARARs Applicable or Relevant and Appropriate Requirements.
CFR Code of Federal Regulations.
COMAR Code of Maryland Regulations.
MRC Middle River Complex.

Table 6-3

Action-Specific ARARs
Block E
Soil Response Action Plan
Lockheed Martin Middle River Complex, Middle River, Maryland
Page 1 of 4

Requirement	Citation	Status	Synopsis	Evaluation/Action to be Taken
Federal				
RCRA Regulations, Identification and Listing of Hazardous Wastes	40 CFR Part 261	Potentially Applicable	Defines the listed and characteristic hazardous wastes subject to RCRA. Appendix II contains the TCLP.	These regulations would apply when determining whether or not a solid waste is hazardous, either by being listed or by exhibiting a hazardous characteristic, as described in the regulations.
CAA Regulations, NAAQSs	40 CFR Part 50	Potentially Applicable	Establishes primary (health-based) and secondary (welfare-based) air quality standards for carbon monoxide, lead, nitrogen dioxide, particulate matter, ozone, and sulfur oxides emitted from a major source of air emissions. The NAAQSs form the basis for all regulations promulgated under the CAA. However, the NAAQSs themselves are non-enforceable and are not ARARs themselves.	Site remediation activities must comply with NAAQSs. The principal application of these standards is during response action activities resulting in exposures through dust and vapors. In general, emissions from CERCLA activities are not expected to qualify as a major source and are therefore not expected to be applicable requirements. However, the requirements may be determined to be relevant and appropriate for non-major sources with significantly similar emissions.
RCRA Regulations, LDRs	40 CFR Part 268	Potentially Applicable	This regulation prohibits the land disposal of untreated hazardous wastes and provides criteria for the treatment of hazardous waste prior to land disposal.	Response actions that involve excavating, treating, and redepositing hazardous soil would comply with LDRs. However, consolidation of contaminated soil within Block B for the purposes of reducing the size of the contaminated area may not constitute land disposal.
OSHA Regulations, General Industry Standards	29 CFR Part 1910	Applicable	Requires establishment of programs to assure worker health and safety at hazardous waste sites, including employee training requirements.	These regulations would apply to all response activities.
OSHA Regulations, Occupational Health and Safety Regulations	29 CFR Part 1910, Subpart Z	Potentially Applicable	Establishes permissible exposure limits for workplace exposure to a specific listing of chemicals.	Standards are applicable for worker exposure to OSHA hazardous chemicals during response action activities.

Table 6-3

Action-Specific ARARs
Block E
Soil Response Action Plan
Lockheed Martin Middle River Complex, Middle River, Maryland
Page 2 of 4

Requirement	Citation	Status	Synopsis	Evaluation/Action to be Taken
OSHA Regulations, Recordkeeping, Reporting, and Related Regulations	29 CFR Part 1904	Potentially Applicable	Provides recordkeeping and reporting requirements applicable to response action activities.	These requirements apply to all site contractors and subcontractors and must be followed during all site work.
OSHA Regulations, Health and Safety Standards	29 CFR Part 1926	Potentially Applicable	Specifies the type of safety training, equipment, and procedures to be used during the site investigation and response action.	All phases of the response action would be executed in compliance with this regulation.
RCRA Regulations, Contingency Plan and Emergency Procedures	40 CFR 264, Subpart D	Potentially Relevant and Appropriate	Outlines requirements for emergency procedures to be followed in case of an emergency.	The administrative requirements established in this rule would be met for response actions involving the management of hazardous waste.
RCRA Regulations, Preparedness and Prevention	40 CFR Part 264, Subpart C	Potentially Relevant and Appropriate	Outlines requirements for safety equipment and spill control for hazardous waste facilities. Facilities must be designed, maintained, constructed, and operated to minimize the possibility of an unplanned release that could threaten human health or the environment.	Safety and communication equipment would be incorporated into all aspects of the response action process, and local authorities would be familiarized with site operations.
RCRA Regulations, Standards for Owners and Operators of Hazardous Waste TSDFs.	40 CFR Part 264	Potentially Relevant and Appropriate	Establishes minimum national standards defining the acceptable management of hazardous wastes for owners and operators of facilities that treat, store, or dispose of hazardous wastes.	If response actions involving management of RCRA wastes at an off-site TSDF or if RCRA wastes are managed on site, the requirements of this rule would be followed.
RCRA Regulations, Use and Management of Containers	40 CFR Part 264, Subpart I	Potentially Relevant and Appropriate	Sets standards for the storage of containers of hazardous waste.	This requirement would apply if a response action alternative involves the storage of a hazardous waste (i.e., contaminated soil) in containers prior to treatment or disposal.
Migratory Bird Treaty Act	16 USC 703-711	Potentially Applicable	Protects migratory birds and their nests.	Proposed response action shall not kill migratory birds or destroy their nests and eggs.

Table 6-3

Action-Specific ARARs
Block E
Soil Response Action Plan
Lockheed Martin Middle River Complex, Middle River, Maryland

Requirement	Citation	Status	Synopsis	Evaluation/Action to be Taken
Polychlorinated Biphenyl (PCB) Manufacturing, Processing, Distribution in Commerce, and Use Prohibitions	40 CFR 761	Potentially Applicable	Amends rules under the Toxic Substances Control Act (TSCA) that addresses the use, handling, and disposal of PCBs and PCB-contaminated material.	Potential removal action may include remediation of PCB-contaminated soil and/or debris.
Guidance on Remedial Actions for Superfund Sites with PCB Contamination	OSWER Directive 9355.4-01	To Be Considered	This guidance describes how to address PCB contamination issues.	PCBs are present within soils at the site.
State				
Maryland Hazardous Waste Management System	Title 26, Subtitle 13 of the COMAR	Potentially Applicable	Requires hazardous waste generators to ship their hazardous waste to a facility permitted to accept it or, with the appropriate permits, treat it themselves. Requires use of a certified hauler to ship hazardous waste off site, and shipment must be accompanied by a manifest. Requires compliance with regulations on the storage of the waste and specifies procedures to prevent the occurrence of circumstances that would threaten human health or the environment.	These regulations would apply if waste on site was deemed hazardous and needed to be stored, transported, or disposed of properly.
Maryland Regulation of Water Supply, Sewage Disposal, and Solid Waste	Title 26, Subtitle 4 of the COMAR	Potentially Applicable	Sets the requirements for construction and operation for solid waste disposal facilities.	These requirements would apply if on-site waste was deemed a non-hazardous solid waste and needed to be stored, transported, or disposed of properly.

Table 6-3

Action-Specific ARARs
Block E
Soil Response Action Plan
Lockheed Martin Middle River Complex, Middle River, Maryland
Page 4 of 4

Requirement	Citation	Status	Synopsis	Evaluation/Action to be Taken
Maryland General Permit for Construction Activity	Title 26, Subtitle 17 of the COMAR	Potentially Relevant and Appropriate	Establishes requirements for stormwater management and erosion and sediment control at construction sites.	Response actions involving excavation would require submittal of an erosion and sediment control plan and a stormwater management plan.

ARARs	Applicable or Relevant and Appropriate Requirements.
CAA	Clean Air Act.
CERCLA	Comprehensive Environmental Response, Compensation, and Liability Act.
CFR	Code of Federal Regulations.
COMAR	Code of Maryland Regulations.
LDRs	Land Disposal Restrictions.
MDE	Maryland Department of the Environment.
NAAQSs	National Ambient Air Quality Standards.
OSHA	Occupational Safety and Health Act.
RCRA	Resource Conservation and Recovery Act.
TCLP	Toxicity Characteristic Leaching Procedure.
TSDF	Treatment, Storage, and Disposal Facility.
USC	United States Code.

Table 6-4

Preliminary Screening of Technologies and Process Options, Block E
Soil Response Action Plan
Lockheed Martin Middle River Complex, Middle River, Maryland

General Response Action	Response Action Technology	Process Option	Description	Screening Comment
No Action	None	Not applicable	No activities conducted at Block E to address contamination. Biodegradation of mercury would not occur through natural attenuation processes.	Required by the CERCLA. Retain for baseline comparison to other technologies.
Limited Action	LUCs	Engineered Controls: Physical Barriers/ Security Guards	Fencing, markers, warning signs, and monitoring to restrict site access.	Eliminate. This technology would leave soil contaminants in place leaving portions of Block E unsuitable for residential use. Does not meet the RAO of unrestricted site use.
		Administrative Controls: Deed or Site Use Restrictions	Administrative action using property deeds or other land use prohibitions to restrict future site activities. Five-year reviews would be conducted to evaluate if additional response actions would be required.	Eliminate. This technology would leave soil contaminants in place leaving portions of Block E unsuitable for residential use. Does not meet the RAO of unrestricted site use.
	Monitoring	Sampling and Analysis	Sampling and analysis of groundwater to evaluate if additional response actions would be warranted.	Addressed in Groundwater Response Action Plan.
Containment	Cover/Barrier	Soil Cover/Multi-Media Cap	Use of semipermeable or low permeability barriers to minimize direct exposure to contaminants and potential migration to groundwater.	Eliminate. This technology would leave soil contaminants in place leaving portions of Block E unsuitable for residential use. Does not meet the RAO of unrestricted site use.
	Erosion Control	Rip-Rap Cover/Vegetation	Use of gravel/cobbles or dense plant growth to minimize migration of wastes/contaminated soils.	Eliminate. Block E is relatively flat and erosion is not a concern. However, revegetation is retained to allow future site use as a green space.
Removal	Excavation	Mechanical	Means for removal of contaminated soils by backhoe, bulldozer, loader, etc.	Retain for removal of contaminated soil.

Table 6-4

Preliminary Screening of Technologies and Process Options, Block E
Soil Response Action Plan
Lockheed Martin Middle River Complex, Middle River, Maryland

General Response Action	Response Action Technology	Process Option	Description	Screening Comment
In-Situ Treatment	Thermal	Vitrification	Use of high-temperature melting to fuse inorganic contaminants into a glass matrix within vadose zone or the use of moderate temperature heating to volatilize contaminants and remove them from the vadose zone.	Eliminate. This technology presents implementability concerns due to the shallow groundwater table and high moisture content of the soil.
	Thermal (Continued)	Radio-Frequency Heating	Use of radio-frequency energy to heat soil and cause volatilization of contaminants	Eliminate. Limited thickness and shallow depth of contaminated soil renders this technology difficult to implement with limited, commercially available equipment.
		Electrical Heating	Use of an electrical blanket or electrical heating elements within slotted pipes to volatilize contaminants	Eliminate. The shallow depth to groundwater renders this technology difficult to implement.
	Physical/ Chemical	Soil Flushing/ Chemical Extraction	Use of water/solvents to remove contaminants from the vadose zone by flushing and collecting the contaminated wastewater in the saturated zone followed by above-ground pump and treat.	Eliminate. The result of this technology would be the migration of COCs from soil to groundwater. Therefore, the implementation of this technology could contaminate "clean" groundwater or contaminate the groundwater with contaminants not compatible with existing groundwater contaminants.
		Dynamic Underground Stripping	Steam injection at the periphery of the contaminated area resulting in the vaporization of volatile compounds bound to soil and the movement of contaminants to a centrally located extraction well.	Eliminate. Difficult to implement due to the shallow groundwater table.
		Soil Vapor Extraction	Use of vacuum and possibly air sparging to volatilize contaminants.	Eliminate.

Table 6-4

Preliminary Screening of Technologies and Process Options, Block E
Soil Response Action Plan
Lockheed Martin Middle River Complex, Middle River, Maryland

General Response Action	Response Action Technology	Process Option	Description	Screening Comment
In-Situ Treatment (Continued)	Physical/ Chemical (Continued)	Chemical Fixation/ Solidification	Mixing of chemical agents in the vadose zone to chemically bind, solidify, and reduce contaminant mobility.	Eliminate. COCs would remain at the site. Not suitable for unrestricted residential use of the site.
		Electrokinetic Separation	Use of electrodes with the application of direct current-based electrical fields to induce the migration of metallic contaminants from soil towards electrodes or to induce electrochemical reactions to destroy selected organic contaminants.	Eliminate. Shallow depth to groundwater would minimize the available resistivity required for application of this technology.
		Biodegradation	Nutrients and amendments are added to surface soil to promote biodegradation of organic compounds.	Eliminate.
	Biological	Phytoremediation	Use of selected plants cultivated in contaminated soil to lead to uptake of metallic contaminants or enhancement of biodegradation of organic contaminants by indigenous microorganisms in the root zone.	Eliminate. This innovative technology has limited demonstrated effectiveness for areas with high levels of organic contaminants. Has potential in reducing lower level organic contamination left in place, however not applicable to achieve identified cleanup goals.
Ex-Situ Treatment	Physical/ Chemical	Soil Washing/ Chemical Extraction	Use of solubilization and chemical (oxidation/reduction/neutralization) processes to remove contaminants from the solid phase and convert them into more concentrated forms or less toxic forms in liquid phase.	Eliminate. When different classes of contaminants are present, such as metals and organic compounds, a series of extraction operations using different solvents, pH adjustment, etc. may be required. By-products from the process would consist of spent solvent streams containing the wastes, requiring further treatment/disposal and recovery/recycle of the extractants.

Table 6-4

Preliminary Screening of Technologies and Process Options, Block E
Soil Response Action Plan
Lockheed Martin Middle River Complex, Middle River, Maryland

General Response Action	Response Action Technology	Process Option	Description	Screening Comment
Ex-situ Treatment (Continued)	Physical/ Chemical (Continued)	Chemical Fixation/ Solidification	Mixing of chemical agents to bind, solidify, and reduce contaminant mobility.	Eliminate. Not suitable for use on site to return treated soil to the excavated area because the treated matrix would be unsuitable for unrestricted residential use of the site (COCs would remain on site).
	Biological	On-Site Landfarming	Tilling of contaminated soils and wastes in layers of surface soil within a treatment bed to aerate and biodegrade organic contaminants.	Eliminate.
	Thermal	Off-Site Incineration	Use of high temperatures to pyrolize or oxidize organic contaminants into less toxic gases.	Eliminate.
	Thermal (continued)	Off-Site Thermal Desorption	Use of moderate temperatures to volatilize contaminants and remove them from the solid phase into the gaseous phase.	Eliminate.
	Solids Processing	Size Reduction	Crushing/grinding/shredding of wastes as a preliminary process to aid in downstream treatment.	Eliminate crushing because it applies to rock that would typically not be further treated. Eliminate grinding and shredding as pretreatment step for vegetative material (tree stumps) because trees, etc. are not present at Block E in contaminated areas.
		Screening	Removal/segregation of material based on size as a preliminary process to aid in downstream treatment.	Eliminate. Removal of oversized material that is typically not contaminated is not required.

Table 6-4

Preliminary Screening of Technologies and Process Options, Block E
Soil Response Action Plan
Lockheed Martin Middle River Complex, Middle River, Maryland

General Response Action	Response Action Technology	Process Option	Description	Screening Comment
Disposal - TSCA	Off-Site	Non-Hazardous/Hazardous/ TSCA Waste Landfilling	Disposal of excavated wastes and treatment residuals in a permitted RCRA Subtitle C or D facility or TSCA TSDF.	Retain landfilling to be used in conjunction with other response action technologies.
	On-Site	Consolidation	Excavation and relocation of contaminated soil to minimize space and closure requirements.	Eliminate. Would trigger on-site issues that are unacceptable to regulatory agencies (COCs still present on site – not suitable for unrestricted residential use of the site).
		Beneficial Reuse	Reuse of treated soil as fill material.	Eliminate. Soil treatment technologies not retained, eliminating need for disposition of treatment residuals.

CERCLA Comprehensive Environmental Response, Compensation, and Liability Act.
COCs Chemicals of concern.
LUCs Land use controls.
RCRA Resource Conservation and Recovery Act.
RAO Response action objective.
SVOCs Semivolatile organic compounds.
VOCs Volatile organic compounds.

Table 6-5

Summary of Comparative Analysis of Alternatives
Block E, Soil Response Action Plan
LMC Middle River Complex, Middle River, Maryland

Evaluation Criteria	Alternative S-1: No Action	Alternative S-2: Excavation to Allow Unrestricted Residential Site Use and Off-Site Treatment and Disposal
Overall Protection of Human Health and Environment	Not protective	Protective
Chemical-Specific ARARs	Would not comply	Would comply
Location-Specific ARARs	Would not comply	Would comply
Action-Specific ARARs	Not applicable	Would comply
Long-Term Effectiveness and Permanence	Not effective	Effective
Reduction of Contaminant Toxicity, Mobility, or Volume through Treatment	None	None
Short-Term Effectiveness	No relevant issues to address	Would be effective. Minimum potential for short-term risks. Two months to attain soil RAOs.
Implementability	Nothing to implement	Easy to implement
Costs: Capital NPW of O&M NPW	 $0 $0 $0	 $2,300,000 $0 $2,300,000

ARARs Applicable or Relevant and Appropriate Requirements.
O&M Operation and maintenance.
RAO Response action objective.
NPW Net present worth.

Section 7
Evaluation Criteria for the Selected Technology

7.1 EVALUATION CRITERIA

The proposed response action will remove and dispose off site soil with COC (i.e. PCBs and benzo(a)pyrene) concentrations greater than the cleanup goals and soil associated with the product pipeline with DRO concentrations greater than MDE cleanup standards. Following removal of this material, the exposed soil on the excavation base and sidewalls will be visually examined for free product, sheen, staining, or other evidence suggesting that residual contamination is present. Additional removal may be performed based on the visual examination. Following completion of removal and visual examination activities, the base and sidewalls of the removal area will be sampled to confirm that all soil with COC concentrations greater than the cleanup goals and soil with DRO and GRO concentrations greater than the MDE cleanup standards have been removed. Additional removal and sampling will be performed until it is confirmed that soil with COC concentrations greater than the cleanup goals and soil with DRO and GRO concentrations greater than the MDE cleanup standards have been removed. A complete description of the post-removal/confirmation sampling and analysis plan is presented in Section 8.3. Cleanup goals are presented in Section 5.

7.2 CONTINGENCY MEASURES

Considering the extent of soil with COC concentrations greater than the cleanup goals and soil with DRO concentrations greater than the MDE cleanup standards and the nature of the proposed response action (i.e., removal), the development of contingency measures to address COC impacts at Block E and E Lot 3 is not warranted.

Section 8
Proposed Response Actions

8.1 INTRODUCTION

The response action for Block E and E Lot 3 will address soil and groundwater with COC concentrations greater than the cleanup goals. The soil response action proposed in this RAP will address removal of soil with COC concentrations greater than the cleanup goals and removal of previously abandoned-in-place underground product piping (REC #2) and associated soil with DRO and GRO concentrations greater than MDE soil cleanup standards. The proposed response action for soil and the product piping in Block E and E Lot 3 is described in this section. The proposed response action for the storm sewer piping removals and associated soil is described in this section. The proposed response action for groundwater in Block E and E Lot 3 is described in the Groundwater Response Action Plan provided under separate cover.

8.2 RESPONSE ACTION PLAN DESCRIPTION

The proposed soil response action is to remove soil with COC concentrations greater than the cleanup goals to obtain a Certificate of Completion under a Tier IA (Residential Unrestricted) future property use based on potential future residential development. In addition, previously abandoned-in-place underground product piping and associated soil with DRO concentrations greater than MDE soil cleanup standards will be removed. The major components of the proposed response action, performance criteria, and sequence are described below.

8.2.1 Summary of Major Components

The major components of the response action necessary to achieve a Certificate of Completion are as follows:

- The depth of PCB impact associated with the samples taken in floor slab cracks in the fall of 2007 is not well defined. Therefore additional characterization will be performed during the design phase before the response action commences and, possibly during post-removal/confirmation sampling.

- Removal of soil with COC concentrations greater than cleanup goals. Remove soils from parts of REC #1 (Area A) encompassing 33 soil borings shown in Figure 8-1 to a depth of 1 foot bgs. This includes demolition and removal of the 8-inch thick reinforced concrete slab from former Building D prior to removal of the underlying soil. Remove soils from Area B associated with soil boring SB-504 to a depth of 6 feet bgs as shown in Figure 8-1. Remove soils associated with soil borings SB-501 and SB-502 (Area C) to a depth of 10 feet bgs or to the depth of the zone of saturation, whichever is less. Remove soils associated with soil borings SB-522 and SB-524 (Area D) to a depth of 2 feet bgs. Remove soils associated with soil borings SB-505 and SB-515 to a depth of 2 feet bgs. In addition, for the product pipeline (REC #2), remove the piping and soil to an assumed depth of 8 feet bgs or to the depth of the zone of saturation, whichever is less. The product pipeline removal area is approximately 1,520 feet long with an assumed width of 3 feet and vertical excavation sideslopes. The soil boring sample location and removal limits are indicated on Figure 8-1. The areal extent of removal for Block E and E Lot 3 from these areas is approximately 150,000 sf and the removed soil quantity is approximately 7,400 cy. The soil boring sample location and removal limits are indicated on Figure 8-1. Characterization completed to date does not clearly indicate the extent of PCBs particularly in the vertical directions. Therefore once the concrete and remedial soil are removed additional sampling will be necessary to determine the full extent of the excavation.

- The sampling results from the fall of 2007 indicate that surface soil with Aroclor-1260 concentrations greater than the cleanup goals are located in the southwest portion of REC #1 including the storm sewer lines that parallel former Building D. As part of the soil removal activity conducted in Block E, an effort will be made to further delineate the extent of Aroclor-1260 contamination by inspecting the interior of the existing storm sewer pipes located south of former Building D and flowing to Dark Head Cove. The integrity of the storm sewer pipes will be determined with a video camera. Obstructions, structural defects, evidence of infiltration or exfiltration, misaligned pipe sections, missing pieces of pipe, separated or deteriorated pipe joints, longitudinal and/or circumferential cracking, joint deterioration including open and/or offset joints, ovality, leakage, corrosion, erosion, mineral deposits, roots, previous repairs, deposits on pipe walls, sags, and other abnormalities with respect to the storm sewer's condition will be noted and used to assess the storm sewer pipe's integrity. Obstructions, debris, or sediment will be removed, temporarily stored, characterized, and disposed off-site. Obstruction, debris, and sediment removal will likely be performed using water jetting techniques. If the inspection indicates that the integrity of the storm sewer pipes is inadequate then soil samples will be obtained from suspect areas along the storm sewer pipe alignment and analyzed for COCs. If soils with contaminant concentrations greater than the cleanup criteria provided in Table 5-1 are detected then a removal action will be implemented. The removal action would include removal of soil with contaminant concentrations greater than the cleanup goals and replacing portions of storm sewer piping found to be inadequate. The removed soils would be temporarily stored, characterized for waste disposal, and managed at an off-site waste disposal facility. The excavated areas will be backfilled with certified clean soil and area will be restored to its original condition.

- Removal of previously abandoned-in-place underground product piping. Remove product piping and associated soil with DRO and GRO concentrations greater than MDE soil cleanup standards. The product piping removal procedure will be as follows, as applicable:

  - Coordinate removal activities with the MDE OCP personnel.
  - Determine the location and contents of the product piping.
  - Remove flammable, combustible, or other liquids from the product piping.
  - Empty and clean the product piping by removing all liquids and accumulated sludges.
  - Remove regulated substances, soils saturated with regulated substances, and visibly contaminated soil from the excavation.
  - Perform post-removal/confirmation sampling and analysis and compare results to the MDE soil cleanup standards provided in Table 5-1.
  - Backfill the excavation and restore the ground surface.
  - Amend the UST registration forms and submit to the MDE OCP within 30 days after the product piping is removed.

- Post-removal/confirmation sampling and analysis – Sampling and analysis of the exposed soil on the base and sidewalls of the removal areas, including the product pipeline area, will be performed to confirm that soils with contaminant concentrations greater than the cleanup criteria provided in Table 5-1 are removed. For removal areas where the proposed removal depth cannot be achieved due to the depth of the zone of saturation, post-excavation sampling and analysis of the exposed soil on the base of the removal areas will be performed to obtain data for informational purposes only. Post-removal/confirmation sampling and analysis procedures are presented in Section 8.3.

- Characterization, transport, and off-site disposal of removed soil, PCB impacted concrete, and sediment removed from the storm sewer piping – Stockpiled soil and PCB impacted concrete will be characterized for the purposes of waste disposal, transported to an off-site TSDF, and disposed. Disposal at an off-site non-hazardous waste disposal facility or an off-site TSCA chemical waste landfill is assumed based on review of the constituent concentrations provided in Tables AE-1, AE-2, and AE-3 (Appendix A). The disposal quantity is approximately 11,000 tons based on the removal limits indicated on Figure 8-1 and assuming 20 percent of the excavated material from the product pipeline area will require off-site disposal.

- Clean concrete, steel and other construction/demolition materials resulting from removal of the foundations of former structures, and product piping will either be recycled or disposed in an off-site facility permitted to accept such materials.

- Backfilling and regrading – The removal areas will be backfilled and the final surface graded to match existing grades. The fill material will be certified clean material similar in grain size to removed soils and obtained from an off-site borrow source or excavated material from the product pipeline that is determined to be clean.

- Restoration – The disturbed areas will either be revegetated or paved. All areas disturbed as a result of response action activities will be permanently stabilized.

8.2.2 Performance Criteria

The performance criteria for the response action are presented below.

Soil Removal

Soil within Block E and E Lot 3 that is identified as having COC concentrations greater than the cleanup goals will be removed to the proposed depths. The removal limits presented in the RAP were determined based on review of existing soil boring sample results provided in Tables AE-1, AE-2, and AE-3 (Appendix A). The final limits of removal will be determined after completion of post-removal/confirmation sampling. The removal limits will extend to the indicated depths.

Sediments accumulated in erosion and sediment control devices (see Section 8.4) prior to confirmation that soil with COC concentrations greater than the cleanup goals has been removed will be disposed off site along with the removed soils.

Product Piping and Soil Removal

The product piping and associated soil with DRO and GRO concentrations greater than MDE soil cleanup standards will be removed. The product piping removal will be performed under the MDE OCP in accordance with the COMAR 26.10.10.02 and the API's Recommended Practice 1604 (1996) modified as necessary based on conditions encountered. The final limits of removal will be determined after completion of post-removal/confirmation sampling. The removal limits will extend to the indicated depths or to the depth of the zone of saturation, whichever is less.

Storm Sewer Sediment Removal

The storm sewer piping from former Building D will be inspected and cleaned. Sediment removed from the storm sewer piping with COC concentrations greater than the cleanup goals will be disposed offsite. Portions of the storm sewer found to be inadequate will be replaced.

Post-Removal/Confirmation Sampling

Post-removal/confirmation samples will be collected from the excavation base and sidewalls of the removal areas prior to backfilling to confirm that soils with contaminant concentrations greater than the cleanup criteria provided in Table 5-1 have been removed. Additional removal may be required based on the results of the post-removal/confirmation sampling. For removal areas where

the proposed removal depth cannot be achieved due to the depth of the zone of saturation, post-removal samples will be collected from the exposed soil on the base of the removal areas to obtain data for informational purposes only. Post-removal/confirmation sampling and analysis procedures are provided in Section 8.3.

Temporary Storage

Soil from the removal areas will be stockpiled and secured within the Block E and E Lot 3 boundary on a materials handling pad that will consist of a minimum 8-mil-thick polyethylene geomembrane overlain by a drainage layer. Water from the materials handling pad will drain into the excavation of origin. The stockpiled soil will be completely covered with a minimum 8-mil-thick polyethylene geomembrane during inactive periods to prevent movement of soil to the surrounding area. The geomembrane cover will be secured daily using sandbags and rope or other suitable means. The stockpiled soil will be temporarily stored on site until waste characterization has been completed.

Waste Characterization

Removed soil will be sampled from the stockpile for waste disposal characterization at a minimum frequency of one sample per 500 cy . Composite samples consisting of three grab samples will be collected from the stockpile. The sampling frequency may be increased depending on the volume of the removed soil and waste disposal facility requirements. Samples will be analyzed for TCLP and parameters required by the waste disposal facility.

Disposal

Removed soil will be transported for off-site disposal after waste characterization has been completed and the waste disposal facility has approved acceptance of the waste. Removed soil will be disposed at an off-site non-hazardous waste disposal facility, off-site hazardous waste TSDF, or TSCA TSDF.

Dewatering

Dewatering of the removal areas may be required to facilitate backfilling. Water that has accumulated in the removal areas will be collected and conveyed through a sediment removal device (i.e. filter). Solids trapped in the filter will be transported to an off-site non-hazardous waste disposal facility, off-site hazardous waste TSDF, or TSCA TSDF. Permits required for the

proposed response action are described in Section 9.2.2. Water will be contained, characterized as required following removal of sediment, and disposed at an off-site permitted TSDF if required or discharged to a NPDES permitted outfall or to a stabilized area.

Backfilling

The removal areas will be backfilled after completion of post-removal/confirmation sampling and excavation dewatering. Backfill soil will be certified clean soil similar in grain size to removed soils and obtained from an off-site borrow source or excavated material from the product pipeline that is determined to be clean. The off-site borrow source material will be evaluated in accordance with the procedures described in the MDE document titled Facts About…VCP – Clean Imported Fill Material[2]. The off-site borrow source will be identified and environmental site assessment documentation obtained if available. The documentation will be reviewed by an environmental professional to determine the borrow source's suitability for use. If the borrow source is judged acceptable, soil samples will be obtained and analyzed for the target compounds using the method and at the sampling frequency recommended in the MDE document based on the location, history, and size (i.e., area and volume) of the borrow source area. Constituents detected in the samples will be evaluated for risk using the residential cleanup standards provided in MDE's Cleanup Standards for Soil and Groundwater (August 2001).

Backfill material will be compacted to a minimum of 90 percent of the maximum dry density as determined by the Standard Proctor. Additional compactive effort may be required dependent on future use of the area.

Restoration

The top 4 inches of backfill in areas to be restored using vegetation will be medium-textured loam suitable for establishment of vegetation (i.e., topsoil). The backfilled and regraded areas along with other areas disturbed during response action implementation will be restored/stabilized using permanent stabilization practices. Vegetative restoration will consist of surface preparation, fertilizing, seeding, and mulching. Vegetative restoration procedures are presented in detail in Section 8.4.2. Pavement disturbed by response action activities may be restored to pre-response action conditions based on future use of the area.

2 Document available at http://www.mde.state.md.us/assets/document/Clean Imported Fill Material.pdf

Stormwater Management and Erosion and Sediment Control

Erosion and sediment control will be performed in accordance with the 1994 Maryland Standards and Specifications for Soil Erosion and Sediment Control (MDE, 1994). Erosion and sediment control measures are described in Section 8.4. A stormwater management plan will be prepared in accordance with the Maryland Stormwater Design Manual (MDE, October 2000). Before removal activities begin, erosion and sediment controls will be established to prevent impacts to downgradient areas. During removal, backfilling, and regrading activities and until disturbed areas are stabilized, the erosion and sediment controls will be regularly inspected and maintained.

Stabilized Construction Entrance

Ingress to and egress from the removal area(s) will be controlled using a stabilized layer of aggregate that is underlain with a geotextile (i.e., a stabilized construction entrance).

Decontamination Pad

A temporary decontamination pad will be established to clean equipment used to remove and transport contaminated soils. The pad will be sized to accommodate all the equipment to be used during response action implementation and will be constructed in a manner that contains all the contaminated materials removed from equipment and the liquids used to clean the equipment. Contaminated materials removed from the equipment and solids removed from the wash water will be disposed off site along with the removed soils. Wash water will be contained, characterized as required following removal of sediment, and disposed at an off-site permitted TSDF if required or discharged to a NPDES permitted outfall or to a stabilized area.

8.2.3 Sequence

The field duration, excluding items 1 through 4 below, required to perform the proposed response action is estimated to be approximately 10 weeks. The generalized sequence of response action activities is presented below. The sequence of response action activities is subject to change based on the Contractor's work plan.

1. Conduct final delineation.
2. Obtain permits, notifications, and approvals as identified in Section 9 prior to mobilization.

3. Hold a pre-response action implementation meeting on site with the Contractor.

4. Locate and mark existing site utilities. Notify Miss Utility of Maryland (1-800-257-7777; www.missutility.net) at least 48 hours, but no more than 10 working days, prior to the day excavation will commence. Inspect the site prior to response action implementation to verify existing site conditions.

5. Install perimeter controls for the stabilized construction entrance and construct the stabilized construction entrance. Install the remaining perimeter erosion and sediment controls.

6. Install support features including but not limited to decontamination pad and storage area(s), etc.

7. Protect or remove existing utilities within or in close proximity to the removal limits.

8. Remove soil and previously abandoned-in-place product piping from the indicated limits. Perform inspection of storm sewer piping and clean as necessary. Replace portions of the storm sewer found to be inadequate. Collect post-removal/confirmation samples from the removal areas to determine the need for additional removal.

9. Following post-removal/confirmation that soils with contaminant concentrations greater than the cleanup criteria provided in Table 5-1 have been removed or the depth of the zone of saturation has been reached, restore the area by dewatering removal areas if necessary, backfilling, regrading, and establishing permanent stabilization for all disturbed areas.

10. Remove decontamination pad, material storage area, etc. Following support feature removal, stabilize areas with permanent vegetation or paving.

11. Following permanent stabilization of all disturbed areas, remove all remaining perimeter controls and immediately stabilize all areas disturbed by the placement and removal of perimeter controls.

8.3 POST-REMOVAL/CONFIRMATION SAMPLING AND ANALYSIS

The purpose of post-removal/confirmation sampling and analysis is to obtain sufficient data to confirm that soil with COC concentrations greater than the cleanup goals and associated soil with DRO and GRO concentrations greater than MDE cleanup standards have been removed. The post-removal/confirmation sampling and analysis plan is summarized below.

8.3.1 Sampling and Sample Evaluation

The response action implementation includes the removal and off-site disposal of soil with COC concentrations greater than the cleanup goals and soil associated with the product piping with DRO and GRO concentrations greater than MDE soil cleanup standards. The removal areas are shown on Figure 8-1. Following removal of this material, the exposed surfaces of the excavation (i.e., base and sidewalls) will be visually examined for evidence of remaining contamination (e.g., free-product, sheen, staining). Additional excavation may be performed based on the visual examination. The exposed surfaces of the removal area will then be sampled to determine if all the soils with contaminant concentrations greater than the cleanup criteria provided in Table 5-1 have been removed. The purpose of the excavation base and sidewall samples will be to determine whether the depth and lateral extent of removal is sufficient or if the removal depth and lateral extent need to be increased to remove soils with contaminant concentrations greater than the cleanup criteria. For removal areas where the proposed removal depth cannot be achieved due to the depth of the zone of saturation, post-excavation sampling and analysis of the exposed soil on the base of the removal areas will be performed to obtain data for informational purposes only.

Post-removal/confirmation samples will be collected, packaged, and shipped to a fixed-base laboratory. The fixed-base laboratory will analyze the samples for the constituents and per the methods indicated on Table 5-1. Post-removal/confirmation samples for soil that is not subsequently removed and disposed off-site will also be analyzed for VOCs, SVOCs, PCBs, and metals at a minimum frequency of 1 for every 5 samples (i.e., 20 percent). Post-removal/confirmation sampling results will be reviewed and the need for additional removal evaluated. If additional removal is required, additional post removal/confirmation samples will be collected from the new exposed surfaces using the following criteria:

- If additional removal is required from the excavation base only, additional post-removal/ confirmation samples will be collected from the new exposed excavation base only (i.e., no sidewall samples).
- If additional removal is required from the excavation sidewalls only, additional post-removal/confirmation samples will be collected from the new excavation sidewalls and the new exposed excavation base.

- If additional removal is required from the excavation base and sidewalls, additional post-removal/confirmation samples will be collected from the new excavation sidewalls and the new exposed excavation base.

Analytical results from the fixed-base laboratory for post-removal/confirmation samples that represent exposed surfaces of the excavation that will remain (i.e., no further removal will be performed) will be validated using EPA's Contract Laboratory Program protocol, EPA Region III Modifications to the Laboratory Data Validation Functional Guidelines for Evaluating Inorganics Analyses (EPA, 1993), and EPA Region III Modifications to National Functional Guidelines for Organic Data Review, Multi-Media, Multi-Concentration (EPA, 1994) in conjunction with method-specific criteria. Analytical results from the fixed-base laboratory for samples representing soil that is subsequently removed and disposed off-site will not be validated.

8.3.2 Sampling Locations

Samples will be collected from the excavation base and sidewalls of each removal area. The excavation base of each removal area will be divided into areas of no more than 625 sf (i.e., 25-foot by 25-foot area). Excavation base samples from oblong or trench excavations such as the product pipeline excavation will be collected at a frequency of no more than 50 lineal feet. One post-removal/confirmation base sample will be collected from each 625-sf area or 50 lineal feet of trench excavation. The post-removal/confirmation base sample will be a composite sample created from soil collected at four randomly determined grab locations. A minimum of four post-removal/confirmation sidewall samples will be collected from each removal area having excavation sidewall lengths less than 50 feet. Additional sidewall samples will be collected at a frequency of one sidewall sample for every 50 feet of exposed sidewall. Post-removal/confirmation samples collected from excavation sidewalls will also be composite samples created from soil collected at two randomly determined grab locations.

8.4 EROSION AND SEDIMENT CONTROL

Erosion and sediment control measures will be implemented to minimize and/or eliminate erosion and sedimentation during the response action. The construction, implementation, and maintenance of the erosion and sediment control devices will be in accordance with the 1994 Maryland Standards and Specifications for Soil Erosion and Sediment Control (MDE, 1994). The number

provided below with each control measure, if any, references the 1994 Maryland Standards and Specifications for Soil Erosion and Sediment Control (MDE, 1994). The erosion and sediment control devices can be modified based on construction equipment and techniques presented in the Contractor's work plan.

The erosion and sediment control measures include the following:

- Silt Fence (E15.0) - Placed along the downslope sides of each removal area to provide a temporary sediment barrier consisting of geotextile filter fabric.
- Stabilized Construction Entrance (17.0) – Placed as a controlled site entrance to reduce the amount of sediment transported by construction vehicles onto public roads. Loose dirt will be removed from the tires of construction vehicles as they traverse the stabilized construction entrance.
- Dust Control – Utilized to prevent surface and air movement of dust from exposed soil surfaces and to reduce the amount of airborne substances that may present health hazards, traffic safety problems, or harm plant/animal life.
- Permanent Seeding (20.0) – Utilized to establish perennial vegetation on disturbed areas by planting seeds of native grasses.
- Mulching (20.0) – Utilized to prevent erosion by protecting the soil surface from raindrop impact and to reduce the velocity of overland flow.

8.4.1 Inspection and Maintenance

In general, all erosion and sediment control measures will be checked daily and after each runoff-producing rainfall event. Any required repairs will be made immediately. The following items will be checked:

- The stabilized construction entrance will be maintained in a condition that will minimize tracking sediment onto public roads.
- Silt fence will be checked for undermining or deterioration of the fabric. Sediment will be removed when the level of sediment causes bulging or reaches one-half of the fabric height.
- Seeded areas will be checked regularly to ensure that a good stand of vegetation is maintained, and will be fertilized and reseeded as needed.
- The fuel and lubricant materials storage area will be checked to ensure that stored containers are not leaking and that the lining system is functioning properly.

Erosion and sediment control devices will be inspected and maintained during the response action and until the disturbed areas are permanently stabilized. Damaged erosion and sediment control devices will be repaired immediately. The Contractor will maintain a logbook of all erosion and sediment control device inspections and maintenance. The logbook will be available at the site at all times for inspection by duly authorized officials. Post-response action maintenance will consist of performing periodic inspections of the disturbed areas and repair of disturbed areas until the areas are permanently stabilized.

8.4.2 Restoration

All areas disturbed by response action implementation activities (i.e., removal and support facility areas) will be restored/stabilized using permanent stabilization practices. Activities to establish permanent stabilization (i.e., preparing the area for seeding and seed application) will be implemented as soon as possible following the establishing of final grades. The establishment of permanent stabilization includes seed bed preparation, seeding, and mulching. The seed mixture was selected from the list of Maryland standard seed mixtures in Section 20.0 of the Maryland Standards and Specifications for Soil Erosion and Sediment Control (MDE, 1994). The seed was selected based on the applicable hardiness zone, level of maintenance, and erosion resistance. The permanent seed mixture is based on Mixture 5 in Table 25 (page G-20-18) of the 1994 Maryland Standards and Specifications for Soil Erosion and Sediment Control. Mixture 5 is suited for Plant Hardiness Zone 7a, in which the site is located. The permanent seed mixture consists of perennial ryegrass (*Lolium perenne*) seeded at a rate of 20 pounds of pure live seed (PLS) per acre, flatpea (*Lathyrus sylvestris*) seeded at a rate of 20 pounds PLS per acre. In the event that disturbed areas are brought to final grade outside of the optimal growing season for the permanent seed mixture, the disturbed areas will be temporarily stabilized using a temporary seed mixture. Erosion and sediment control devices will remain in place until permanent stabilization is established over the disturbed areas.

8.5 MISCELLANEOUS RESPONSE ACTION REQUIREMENTS

8.5.1 Utilities

Above- and below-ground utilities are known to exist on and near Block E and E Lot 3. In addition to the product pipeline, potable water, fire water, stormwater, natural gas, and above- and below-ground electrical service are present in Block E and E Lot 3. Known utilities are indicated on the MRC utility map included as Appendix J of the Site Characterization Report (Tetra Tech, May 2006). The Contractor will verify, locate, and stake all utility locations within the limits of the site and adequately protect or remove the utilities before any earth-disturbing activities.

8.5.2 Groundwater Monitoring Wells

Groundwater monitoring wells MW30A, MW31A, MW32A, MW33A, MW34A through C, MW36A, MW37A, MW43A, MW44A, and MW62A and C with flush-mounted protective casings exist throughout Block E and E Lot 3. The monitoring wells will be protected during response action implementation. Groundwater monitoring well locations are shown on Figure 2-2.

8.5.3 Dust Control

During construction, the Contractor will be required, as necessary, to control the generation of dust to comply with OSHA and National Institute of Occupational Safety and Health (NIOSH) requirements. Systems used for dust control could include a sprinkler systems, water trucks, etc. The Contractor will identify the methods of dust control within the Contractor's work plan.

8.5.4 Spill Mitigation Response Procedures

Potential non-stormwater discharges during response action activities include wash water resulting from decontamination efforts associated with field equipment and vehicles, fuel, lubricant, and hydraulic fluid spills from vehicle fueling, lubrication, and maintenance, and spills of fertilizers and small quantities of laboratory chemicals used in sample collection, and other flammable substances.

All decontamination wash water will be collected in a lined decontamination and equipment wash pad area. All waters generated from decontamination and/or other washing activities will be collected, solids removed, characterized, and transported to an approved off-site permitted TSDF. All vehicle fueling, lubrication, and maintenance will be performed utilizing drip pans to contain any spills that may occur or within the decontamination pad to contain spills. Containers of detergents and vehicle maintenance fluids (e.g., oil, grease, antifreeze, hydraulic fluid, etc.) will be stored within an enclosed, lined, diked area along with the equipment fuel, which will be stored in tanks. This area, referred to as the materials storage area, will be bermed and lined with a minimum 60-mil-thick polyethylene geomembrane and will be sized to contain 110 percent of the volume stored within the area. A small sump or low point in the geomembrane will be designed to serve as a collection and monitoring point for any leaks or spills from the containers stored within the materials storage area. When not in use, chemicals, paints, and other flammable substances will be stored in a flammable storage cabinet located within the Contractor's equipment trailer.

Good housekeeping procedures will be followed to reduce risks associated with these materials. These procedures include, but are not limited to, keeping materials in their original containers whenever possible, maintaining original labels and Material Safety Data Sheets (MSDSs), and using proper disposal methods for surplus materials. Accidental spills that may occur will be contained as appropriate for the spilled medium (liquid or solid) and collected and containerized immediately after discovery of the spill. Containerized material will be characterized for off-site transportation and disposal. The following spill mitigation equipment should be available on site during response action activities:

- Drip pans
- Oil-dry or similar compound
- Absorbent socks
- Shovels
- 55-Gallon drums or storage tank (for containerization)
- Labels for contents identification

Following spill cleanup, the cause of the spill will be investigated and material storage and handling procedures will be reviewed and revised where appropriate.

8.6 REPORTING REQUIREMENTS

Analytical reports and documentation generated as a result of the approved RAP and as necessary to obtain a Certificate of Completion will be included in the Notification of Completion Report. The Notification of Completion Report will be submitted to MDE within 90 days after completion of response action activities. The reports and documentation are described below.

Analytical reports of post-removal confirmation sample and backfill material data deliverables submitted to MDE will be in hardcopy format and electronic data deliverable (EDD) format. The EDD will be provided in Microsoft Excel® format to facilitate efficient and time-sensitive evaluation by MDE.

Removal activities for each discrete removal area will be documented on removal logs. The removal logs will include documentation such as identification and location of the removal area (e.g., associated soil boring sample number), contractor's name, removal date(s), backfill date(s), removal equipment used, removal area dimensions at both the ground surface and base of excavation, removal depth(s), lithology, groundwater elevation, direct-reading instrument and field screening results if applicable, visual observations, olfactory observations if any, and photographs. The final removal area limits at ground surface will be surveyed by a professional land surveyor registered in the State of Maryland. Post-removal/confirmation sampling field documentation including grab sample locations will be documented on a separate Soil Sample Log Sheet.

Product piping documentation will include the following information:

- Product piping description
- Product piping location on the property
- Date of removal
- Method or methods used for removal of the product piping
- Name of contractor who performed the work
- Receipt documenting proper disposal of the product piping
- Receipt documenting proper disposal of removed oil-contaminated soil

Storm sewer pipe documentation will include the following information:

- Storm sewer pipe description
- Storm sewer location on the property
- Results of video inspection
- Description of obstruction, debris, and sediment removal activities
- Description of storm sewer pipe replacement, if any
- Description of contaminant delineation activities associated with storm sewer pipe, if any
- Description of remediation of contaminants, if any

Waste profiles, waste characterization results, TSDF pre-approval or approval documentation, shipment manifests, delivery tickets or certificates, and treatment and disposal certificates will be provided for all contaminated media removed from Block E and E Lot 3.

8.6.1 Recordkeeping

Lockheed Martin will maintain complete records of the response action for a minimum of 5 years.

Lockheed Martin and the MDE-certified underground storage system technician or remover will maintain complete records of product piping removal for a minimum of 5 years as required by COMAR 26.10.06.11G. Lockheed Martin will maintain complete records that demonstrate compliance with the UST closure requirements for at least 5 years after completion of the removal.

Table 8-1

Backfill Material Acceptance Criteria
Block E, Soil Response Action Plan
Lockheed Martin Middle River Complex, Middle River, Maryland

Parameter	Criteria	Test Method
USCS Classification	GW, GP, GM, SW, SP, and SM	ASTM D 2487
Atterberg Limits	--	ASTM D 4318
- Liquid Limit	35 maximum	
- Plasticity Index	12 maximum	
Amount finer than the No. 200 U.S. Standard Sieve	25 percent maximum	ASTM D 1140
Maximum Particle Size	1 inch maximum	ASTM D 422

1 Backfill material will be evaluated for constituents as described in Section 8.2.2 paragraph titled "Backfilling."

ASTM American Society for Testing and Materials International.
USCS Unified Soil Classification System.

NOTE:
Depth of removal indicated is based on bottom of sampling interval where contaminant concentrations exceed the cleanup criteria. Actual depth of removal will extend to this depth or to the depth of the zone of saturation, whichever is less. Post-removal/confirmation sampling and analysis of the exposed soil on the base and sidewalls of the removal area(s) will be performed.

FIGURE 8-1

REMOVAL LIMITS

LEGEND

- GROUNDWATER MONITORING WELL
- AROCLOR-1260 (PCB) CONCENTRATION (ug/kg)
- BENZO(A)PYRENE CONCENTRATION (ug/kg)
- TPH-DRO/GRO CONCENTRATION (mg/kg)
- STORM SEWER MANHOLE (SEDIMENT SAMPLE LOCATION))
- STORM SEWER OUTFALL
- TAX BLOCK
- STRUCTURE
- REC LOCATION (APPROXIMATE)
- 1 FT
- 2 FT
- 6 FT
- 10 FT
- STORM SEWER
- PRE-1950 SHORELINE

SB-345 THROUGH SB-364 - SURFACE SOILS
SB-521 THROUGH SB-540 - SURFACE SOILS

CLEANUP GOAL FOR BENZO(A)PYRENE IS 340 ug/kg
CLEANUP GOAL FOR AROCLOR-1260 IS 3200 ug/kg
CLEANUP GOAL FOR TPH-DRO/GRO IS 230 mg/kg

Lockheed Martin Middle River Complex
Middle River, Maryland

0 25 50 100 Feet

N

DATE MODIFIED: 8/20/07

CREATED BY: LR

Tetra Tech, Inc.

Map Document: (K:\GProject\middle_river\Maps\GPS SOIL BORING LOC\Final RAP figures\Block E Removal Limits.mxd) 4/15/2008 -- 11:24:30 AM

Section 9
Permits, Notifications, and Contingencies

9.1 INTRODUCTION

This section describes the permits required for the proposed response action and the required notifications and contingencies if unexpected conditions are encountered during implementation of the RAP.

9.2 PERMITS

Lockheed Martin will meet all local, State, and federal permitting requirements for the response action described in Section 8. Based on a review of requirements of MDE and Baltimore County, permitting requirements for the response action are related to earth-moving activities, excavation dewatering, if necessary, and product piping associated with former storage tanks.

9.2.1 Earth-Moving Activities

This section describes permits related to earth-moving activities including grading, erosion and sediment control, and stormwater management.

The proposed response action will result in a planned disturbance of 1 acre or more, a Notice of Intent form will therefore be submitted to MDE to obtain coverage under the General Permit for Construction Activity for stormwater discharges. Conditions of the General Permit include compliance with approved erosion and sediment control and stormwater management plans. The erosion and sediment control plan will be submitted to the Baltimore County Soil Conservation

District for review and approval, and the stormwater management plan will be submitted to the Baltimore County Department of Environmental Protection and Resource Management (DEPRM) for review and approval, as discussed below. As a condition of erosion and sediment control plan approval, Lockheed Martin will certify that a "responsible person" trained in techniques and standards of erosion and sediment controls will be on site during construction. After Block E and E Lot 3 have been finally stabilized and all stormwater discharges from construction sites that are authorized by this permit are eliminated, a Notice of Termination form will be submitted to MDE.

Miss Utility for Maryland will be notified (1-800-257-7777, www.missutility.net) at least 48 hours, but not more than 10 working days, before excavation begins.

A Baltimore County grading permit is required for any land disturbance and any grading activities that disturb greater than 5,000 sf or more than 100 cy of fill material. As a condition of grading permit issuance, a stormwater management plan will be submitted to the Baltimore County DEPRM for review and approval by DEPRM and the Baltimore County Soil Conservation District. The stormwater management plan will be prepared in accordance with the 2000 Maryland Stormwater Design Manual, Volumes I and II (MDE, October 2000). As an additional condition of grading permit issuance, a grading plan will be submitted to the Baltimore County DEPRM for review and approval, and an erosion and sediment control plan will be submitted to the Soil Conservation District for review and approval. The erosion and sediment control plan will be prepared in accordance with the 1994 Maryland Standards and Specifications for Soil Erosion and Sediment Control (MDE, 1994). The approved plans will be included with the grading permit application.

A Baltimore County stormwater management permit is required because stormwater management devices and practices are required. The approved stormwater management plan will be included with the stormwater management permit application.

9.2.2 Excavation Dewatering

Water resulting from excavation dewatering will be managed in one of the following ways:

- Contained, characterized as required, and disposed at an off-site permitted TSDF
- Filtered and subsequently discharged to surface water (regulated by MDE and EPA)
- Filtered and subsequently discharged to the local sanitary sewer system (regulated by Baltimore County)

The industrial surface water discharge permit is a combined state and federal permit under NPDES. A completed application will be submitted to MDE if required. MDE develops discharge limits based on the information provided in the permit application and issues the permit considering public comments, if any.

A wastewater discharge permit is required to discharge industrial wastewater to the local sanitary sewer system. A completed application for discharge to the Baltimore County sanitary sewer system will be submitted to the Engineering and Regulation Division of the Bureau of Utilities if required. There are specific limits set by the treatment plant for certain pollutants. Discharge limits for these and other pollutants may be set on a case-by-case basis. The discharge permit is issued by the Baltimore County Department of Public Works and Development Management.

9.2.3 Underground Storage Tanks

This section describes permits associated with removal of USTs.

MDE OCP will be notified at least 30 days before an UST is removed using the 30-Day Written Notification, Underground Storage System Removal/Abandonment form. MDE may require completion of a Notification for Underground Storage Tanks form if it is determined necessary to properly update MDE records. If so, an amended Notification for Underground Storage Tanks form will also be submitted to the MDE OCP within 30 days after the USTs are removed.

A storage system removal permit issued by the Baltimore County Department of Permits and Development Management will be obtained before any USTs are removed.

UST removal will be performed only with the continuous on-site presence, direction, supervision, and control of an MDE-Certified Underground Storage System Technician or Remover as defined by MDE and Baltimore County. The technician or remover will have proof of certification from the MDE at all times while on site.

9.3 NOTIFICATIONS

MDE will be notified immediately of any previously undiscovered contamination, changes in the RAP schedule, previously undiscovered storage tanks and other oil-related issues, and citations from regulatory entities related to health and safety practices.

9.4 CONTINGENCIES

If soil with COC concentrations greater than the cleanup goals is discovered outside the planned limits of soil removal, based on the results of post-removal/confirmation sampling and analysis, it will be addressed as discussed in Section 8.3. If free product or other unexpected petroleum contamination is discovered during product piping removal, it will be addressed as discussed in Section 8.2.1.

Section 10
Implementation Schedule

The response action proposed for Block E and E Lot 3 is anticipated to take approximately four months to complete. The response actions for the six properties that have RAPs submitted to MDE for review (Blocks B, D, E, F, G, and H) will be executed in sequence. Lockheed Martin is committed to commence work within 30 days of approval of the RAPs and the entire project is expected to take approximately twelve months to complete. Upon approval of the RAPs, Lockheed Martin will provide a more detailed schedule for the entire project and then provide the MDE an updated schedule each month for tracking purposes. Lockheed Martin reserves the right to stage or execute each block in sequential order to minimize site disruption and costs. A draft schedule for Block E and E Lot 3 is presented below:

Deliverable/Milestone	Completion Date
Soil RAP Submittal to MDE	On or about April 22, 2008
Soil RAP Approval	On or about July 8, 2008
Submit Permits/Notifications	Within 30 days of approval
Mobilization/Site Preparation	In conjunction with other blocks over a 6 to 12 month timeframe
Soil Removal and Sampling	3 months after commencing work
Demobilization	Within 30 days of completion of removal
Reporting	Within 60 days of demobilization

Section 11
Administrative Requirements

11.1 INTRODUCTION

MDE's VCP stipulates several administrative requirements with which the applicant must comply. The administrative requirements include a written agreement, zoning certification, performance bond or other form of security, and health and safety plan requirements. These administrative requirements are described below.

11.2 WRITTEN AGREEMENT

A written agreement is provided with this RAP in compliance with Section 7-508 of the Environment Article, Annotated Code of Maryland. The written agreement stipulates that if the RAP is approved, the applicant agrees, subject to the withdrawal provisions set forth in Section 7-512 of the Environment Article, to comply with the provisions of the RAP. The written agreement is provided in Appendix C.

11.3 ZONING CERTIFICATION

A zoning certification is provided with this RAP in compliance with Section 7-508 of the Environment Article, Annotated Code of Maryland. Section 7-508 requires that RAPs include a certified written statement that the property meets all applicable county and municipal zoning requirements. The zoning certification is provided in Appendix C.

11.4 PERFORMANCE BOND OR OTHER SECURITY

Lockheed Martin will post a performance bond with MDE within ten days of RAP approval. The bond amount ($200,000) will be adequate to secure and stabilize the property if the RAP is not completed.

11.5 HEALTH AND SAFETY PLAN

A project-specific Health and Safety Plan (HASP) will be prepared and submitted to MDE prior to implementation of the MDE-approved RAP. The HASP will address each planned response action activity that is performed by workers engaged in hazardous waste site activities. The project-specific HASP will reference applicable regulations that may apply to response action activities. At a minimum, the HASP will contain the required elements specified in 29 CFR Parts 1910.120 and 1926.65, as well as other regulatory and Lockheed Martin requirements that apply to the nature of the activities that will be performed. At a minimum, the project-specific HASP will address the following (29 CFR Part 1910 citation in parentheses):

- Health and safety personnel requirements and responsibilities [29 CFR Part 1910.120(b)(4)(iv)]
- Pertinent site information [29 CFR Part 1910.120(b)(4)(iv)]
- Scope of work [29 CFR Part 1910.120(b)(4)(iv)]
- A safety and health risk or hazard analysis for each planned site activity [29 CFR Part 1910.120(b)(4)(iv)]
- Training requirements [29 CFR Part 1910.120(e)]
- Personal protective equipment (PPE) requirements for each planned site activity [29 CFR Part 1910.120(c)(5)]
- Medical surveillance requirements [29 CFR Part 1910.120(h)(1)(i)]
- Air monitoring and sampling requirements
- Site control measures [29 CFR Part 1910.120(d)]
- Decontamination procedures [29 CFR Part 1910.120(k)(1)]

- An Emergency Response Plan [29 CFR Part 1910.120(l)(1)]
- Confined-space entry procedures (29 CFR Part 1910.146)
- Spill containment [29 CFR Part 1910.120(j)(1)(viii)]
- Recordkeeping [29 CFR Part 1910.120(f)(8)]

The HASP will present information to adequately address appropriate hazard recognition and evaluation and control for the potential hazards that may be anticipated for the specific planned activities.

The project-specific HASP is recognized as a dynamic document that is subject to review and possible revision, as appropriate. Potential factors that could warrant the revision of a HASP include a change in the scope of work or as a result of evaluating data collected throughout implementation of the response action.

Implementation of the appropriate portions of the project-specific HASP will be accomplished by the Site Safety Officer (SSO) (with assistance from project management, as appropriate) assigned to the response action. The SSO will be on site during all intrusive activities. Specific health and safety program implementation elements are summarized below.

11.5.1 Training and Medical Surveillance

All personnel who participate in on-site work where there is a potential for exposure to hazardous waste-related safety or health hazards will be current participants in health and safety training and medical surveillance programs. These programs are in accordance with regulatory requirements. In general, the employee training and medical requirements specified in the OSHA hazardous waste regulations are regarded as minimum requirements.

At a minimum, employees who will or may participate in any on-site activities that may involve potential exposures to hazardous waste-related safety or health hazards will first have to satisfy the following health and safety training requirements:

- 40-Hour introductory hazardous waste general worker training [29 CFR Part 1910.120(e)(3)(i)].

- On their first assignment, an additional 24 hours of activity under the direction of a trained, experienced supervisor [29 CFR Part 1910.120(e)(3)(i)].

- Individuals who will be in a supervisory position must also complete an additional 8 hours of management/supervisory health and safety training [29 CFR Part 1910.120(e)(4)].

- 8 Hours of annual health and safety refresher training for all general workers and supervisors [29 CFR Part 1910.120(e)(8)].

- Project-specific training prior to the onset of any on-site intrusive activities.

Additional health and safety training requirements may also be specified in the project-specific HASP depending on the nature of the planned activities (e.g., confined space entry training, fall protection training, excavation safety training, etc.).

11.5.2 On-Site Health and Safety Functions

The SSO will be responsible for ensuring that all health and safety requirements specified in the HASP are adequately performed and documented. This commonly includes activities such as the following:

- Conducting and documenting on-site health and safety training.

- Implementing a project-specific hazard communication program (e.g., chemical inventory, MSDSs, chemical container labeling, etc.).

- Implementing other project-specific health and safety programs that may be relevant based on the response action scope of work and the nature of planned activities (e.g., hearing conservation program, confined space entry program, respiratory protection program, etc.).

- Performing and documenting equipment inspections for equipment that is intended to be used on site.

- Calibration and use of air monitoring devices (e.g., organic vapor meters, particulate meters, etc.) and air sampling devices.

- Ensuring that specified PPE is appropriately used.

- Overseeing personnel and equipment decontamination activities.

- Coordinating with appropriate on- and off-site contacts and agencies and managing the emergency response plan, when/as appropriate.

- Other duties as specified in the HASP.

Section 12
References

1. Aerial Photographs dated: 1938, 1954, 1957, 1960, 1964, 1971, 1979, 1986, and 1989.

2. American Petroleum Institute (API), March 1996. Closure of Underground Petroleum Storage Tanks (API Recommended Practice 1604, Third Edition).

3. Cassell, J.R., July 1977. Drainage Area Map – Existing Storm Water Drains, Chesapeake Park Plaza/Dark Head Cove Road; Sheet A1 of 7.

4. Earth Tech, Inc., February 2003. Draft Phase I Environmental Assessment, Chesapeake Industrial Park.

5. United States Environmental Protection Agency (EPA), October 1988. Guidance for Conducting Remedial Investigations and Feasibility Studies Under CERCLA, Interim Final EPA/540/G-89/004: Office of Emergency and Remedial Response, Washington, D.C.

6. EPA, 1993. EPA Region III Modifications to the Laboratory Data Validation Functional Guidelines for Evaluating Inorganic Analysis.

7. EPA, 1994. EPA Region III Modifications to National Functional Guidelines for Organic Data Review, Multi-Media, Multi-Concentration.

8. Maryland Department of the Environment (MDE), 1994. 1994 Maryland Standards and Specifications for Soil Erosion and Sediment Control, Maryland Department of the Environment, Water Management Administration in association with Soil Conservation Service and State Soil Conservation Committee.

9. MDE, October 2000. 2000 Maryland Stormwater Design Manual Volumes I & II, Maryland Department of the Environment, Water Management Administration.

10. MDE, August 2001. Cleanup Standards for Soil and Groundwater, Interim Final Guidance (Update No. 1).

11. MDE, March 2006. Guidance Document, Voluntary Cleanup Program.

12. Tetra Tech, Inc. (Tetra Tech), February 2004. Final Report Phase II Site Investigation of Exterior Areas, Volumes I and II, Lockheed Martin Middle River Complex.

13. Tetra Tech, April 2004. Radiological Survey Report for Former Building D, Lockheed Martin Middle River Complex.

14. Tetra Tech, January 2005. 2004 Phase II Environmental Site Assessment, Middle River Complex.

15. Tetra Tech, April 2005. Final Data Report, Site-Wide Phase II Investigation, Middle River Complex.

16. Tetra Tech, May 2006. Site Characterization Report, Revision 1.0, Lockheed Martin Middle River Complex.

17. Tetra Tech, December 2006. Comment Response Document No. 2, Site Characterization Report, Lockheed Martin Middle River Complex.

18. Tetra Tech, November 2007. Soil Characterization Work Plan, Lockheed Martin Middle River Complex.

APPENDIX A - SUMMARY OF DETECTED CONCENTRATIONS IN SOIL

TABLE AE-1

SUMMARY OF DETECTED CONCENTRATIONS IN SURFACE SOIL
BLOCK E AND E LOT 3
SOIL RESPONSE ACTION PLAN
LOCKHEED MARTIN MIDDLE RIVER COMPLEX, MIDDLE RIVER, MARYLAND

SAMPLE ID:	SB-1A-SS	SB-2A-01	SB-3A-SS	SB-04B-01	SB-4A-SS	SB-5A-SS	SB-6A-SS	SB-35-SS	SB-36-SS
LABORATORY ID:	04092414-01	04092018-28	04092018-29	9612750006	04092414-02	04092018-25	04092018-22	04092018-26	04092018-23
SAMPLE DATE:	9/21/2004	9/20/2004	9/20/2004	5/12/2005	9/21/2004	9/17/2004	9/17/2004	9/17/2004	9/17/2004
LOCATION:	SB-1A	SB-2A	SB-3A	SB-04B	SB-4A	SB-5A	SB-6A	SB-35	SB-36
INORGANICS (mg/kg)									
ARSENIC	1.1	0.98	1.5	NA	1.5	1.1	1.7	0.92	1.2
CHROMIUM	19 J	10 K	15	NA	18 J	29	10 K	6.6 K	15
COPPER	8.2	15	13	NA	11	5.8 L	5.1 L	4.4 L	14
LEAD	3	--	82 J	NA	8.9	8 J	--	3.9 J	4.7 J
MERCURY	--	--	--	NA	0.12	--	--	--	--
NICKEL	6.5	7.5	20	NA	14	3.6 K	5.6 K	4.3 K	10
ZINC	--	--	110 L	NA	--	--	--	--	--
PESTICIDES/PCBs (ug/kg)									
AROCLOR-1242	--	--	--	--	--	--	--	--	--
AROCLOR-1260	--	--	350	--	180000	--	--	--	--
TPH (ug/kg)									
DIESEL RANGE ORGANICS	--	--	--	NA	330000	--	--	--	13000
GASOLINE RANGE ORGANICS	--	--	--	NA	830	--	170	--	--
RADIONUCLIDES (pCi/g)									
ACTINIUM-228	NA	NA	NA	NA	NA	NA	NA	NA	NA
ANTIMONY-124	NA	NA	NA	NA	NA	NA	NA	NA	NA
BISMUTH-212	NA	NA	NA	NA	NA	NA	NA	NA	NA
BISMUTH-214	NA	NA	NA	NA	NA	NA	NA	NA	NA
CESIUM-137	NA	NA	NA	NA	NA	NA	NA	NA	NA
LEAD-212	NA	NA	NA	NA	NA	NA	NA	NA	NA
LEAD-214	NA	NA	NA	NA	NA	NA	NA	NA	NA
POTASSIUM-40	NA	NA	NA	NA	NA	NA	NA	NA	NA
RADIUM-226	NA	NA	NA	NA	NA	NA	NA	NA	NA
THALLIUM-208	NA	NA	NA	NA	NA	NA	NA	NA	NA

TABLE AE-1

SUMMARY OF DETECTED CONCENTRATIONS IN SURFACE SOIL
BLOCK E AND E LOT 3
SOIL RESPONSE ACTION PLAN
LOCKHEED MARTIN MIDDLE RIVER COMPLEX, MIDDLE RIVER, MARYLAND

SAMPLE ID:	SB-1A-SS	SB-2A-01	SB-3A-SS	SB-04B-01	SB-4A-SS	SB-5A-SS	SB-6A-SS	SB-35-SS	SB-36-SS
LABORATORY ID:	04092414-01	04092018-28	04092018-29	9612750006	04092414-02	04092018-25	04092018-22	04092018-26	04092018-23
SAMPLE DATE:	9/21/2004	9/20/2004	9/20/2004	5/12/2005	9/21/2004	9/17/2004	9/17/2004	9/17/2004	9/17/2004
LOCATION:	SB-1A	SB-2A	SB-3A	SB-04B	SB-4A	SB-5A	SB-6A	SB-35	SB-36
SVOCs (ug/kg)									
2-METHYLNAPHTHALENE	--	--	--	NA	41 J	--	--	--	--
2-NITROANILINE	--	--	--	NA	--	--	44 J	--	--
ACENAPHTHENE	--	--	--	NA	180 J	--	--	--	--
ANTHRACENE	--	--	--	NA	220 J	--	--	--	--
BENZO(A)ANTHRACENE	--	--	--	NA	240 J	--	--	--	--
BENZO(A)PYRENE	--	--	--	NA	110 J	--	--	--	--
BENZO(B)FLUORANTHENE	--	--	--	NA	220 J	--	--	--	--
BENZO(G,H,I)PERYLENE	--	--	--	NA	170 J	--	--	--	--
BENZO(K)FLUORANTHENE	--	--	--	NA	200 J	--	--	--	--
CAPROLACTAM	140 J	--	--	NA	--	--	--	--	--
CARBAZOLE	--	--	--	NA	89 J	--	--	--	--
CHRYSENE	--	--	--	NA	370 J	--	--	--	--
DIBENZOFURAN	--	--	--	NA	250 J	--	--	--	--
FLUORANTHENE	--	--	440 J	NA	1200	--	--	--	--
FLUORENE	--	--	--	NA	150 J	--	--	--	--
INDENO(1,2,3-CD)PYRENE	--	--	--	NA	120 J	--	--	--	--
NAPHTHALENE	--	--	--	NA	50 J	--	--	--	--
PHENANTHRENE	--	--	--	NA	2200	--	--	--	--
PYRENE	--	--	440 J	NA	1000	--	--	--	--
VOCs (ug/kg)									
1,2,3-TRICHLOROBENZENE	--	--	--	NA	45	--	--	--	--
1,2,4-TRICHLOROBENZENE	--	--	--	NA	140	--	--	--	--
METHYLENE CHLORIDE	--	9 J	8 J	NA	8 J	8 J	9 J	8 J	8 J
NAPHTHALENE	--	--	--	NA	58	--	--	--	--

TABLE AE-1

SUMMARY OF DETECTED CONCENTRATIONS IN SURFACE SOIL
BLOCK E AND E LOT 3
SOIL RESPONSE ACTION PLAN
LOCKHEED MARTIN MIDDLE RIVER COMPLEX, MIDDLE RIVER, MARYLAND

SAMPLE ID:	SB-41C-SS	SB-41S-SS	SB-42C-SS	SB-42S-SS	SB-43C-SS	SB-43T-SS	SB-115-01	SB-169-SS	SB-232-SS
LABORATORY ID:	0411107-4	0411107-7	0411107-2	0411107-1	0411107-6	0411107-5	04120921-04	0411107-3	9612750002
SAMPLE DATE:	11/5/2004	11/5/2004	11/5/2004	11/5/2004	11/5/2004	11/5/2004	12/9/2004	11/5/2004	5/12/2005
LOCATION:	SB-41	SB-41	SB-42	SB-42	SB-43	SB-43	SB-115	SB-169	SB-232
INORGANICS (mg/kg)									
ARSENIC	NA	NA	NA	NA	NA	NA	2.9	NA	NA
CHROMIUM	NA	NA	NA	NA	NA	NA	20	NA	NA
COPPER	NA	NA	NA	NA	NA	NA	18	NA	NA
LEAD	NA	NA	NA	NA	NA	NA	8.8	NA	NA
MERCURY	NA	NA	NA	NA	NA	NA	--	NA	NA
NICKEL	NA	NA	NA	NA	NA	NA	36	NA	NA
ZINC	NA	NA	NA	NA	NA	NA	62	NA	NA
PESTICIDES/PCBs (ug/kg)									
AROCLOR-1242	NA	NA	NA	NA	NA	NA	--	NA	--
AROCLOR-1260	NA	NA	NA	NA	NA	NA	--	NA	140
TPH (ug/kg)									
DIESEL RANGE ORGANICS	NA	NA	NA	NA	NA	NA	--	NA	NA
GASOLINE RANGE ORGANICS	NA	NA	NA	NA	NA	NA	--	NA	NA
RADIONUCLIDES (pCi/g)									
ACTINIUM-228	--	--	--	1.02	--	0.95	NA	--	NA
ANTIMONY-124	--	--	--	--	0.18	--	NA	--	NA
BISMUTH-212	--	--	--	2.3	--	--	NA	--	NA
BISMUTH-214	--	--	--	0.67 J	--	0.45 J	NA	--	NA
CESIUM-137	--	0.15	--	--	--	--	NA	--	NA
LEAD-212	--	0.3	--	1.2	--	0.92	NA	--	NA
LEAD-214	--	--	--	1.09 J	0.34 J	0.51 J	NA	0.42 J	NA
POTASSIUM-40	--	4.4	--	9.2	1.6	9.3	NA	3.4	NA
RADIUM-226	--	--	--	1.22 J	--	0.66 J	NA	--	NA
THALLIUM-208	--	--	--	0.39	--	0.29	NA	--	NA

TABLE AE-1

SUMMARY OF DETECTED CONCENTRATIONS IN SURFACE SOIL
BLOCK E AND E LOT 3
SOIL RESPONSE ACTION PLAN
LOCKHEED MARTIN MIDDLE RIVER COMPLEX, MIDDLE RIVER, MARYLAND

SAMPLE ID:	SB-41C-SS	SB-41S-SS	SB-42C-SS	SB-42S-SS	SB-43C-SS	SB-43T-SS	SB-115-01	SB-169-SS	SB-232-SS
LABORATORY ID:	0411107-4	0411107-7	0411107-2	0411107-1	0411107-6	0411107-5	04120921-04	0411107-3	9612750002
SAMPLE DATE:	11/5/2004	11/5/2004	11/5/2004	11/5/2004	11/5/2004	11/5/2004	12/9/2004	11/5/2004	5/12/2005
LOCATION:	SB-41	SB-41	SB-42	SB-42	SB-43	SB-43	SB-115	SB-169	SB-232
SVOCs (ug/kg)									
2-METHYLNAPHTHALENE	NA	NA	NA	NA	NA	NA	--	NA	NA
2-NITROANILINE	NA	NA	NA	NA	NA	NA	--	NA	NA
ACENAPHTHENE	NA	NA	NA	NA	NA	NA	--	NA	NA
ANTHRACENE	NA	NA	NA	NA	NA	NA	--	NA	NA
BENZO(A)ANTHRACENE	NA	NA	NA	NA	NA	NA	--	NA	NA
BENZO(A)PYRENE	NA	NA	NA	NA	NA	NA	--	NA	NA
BENZO(B)FLUORANTHENE	NA	NA	NA	NA	NA	NA	NA	NA	NA
BENZO(G,H,I)PERYLENE	NA	NA	NA	NA	NA	NA	--	NA	NA
BENZO(K)FLUORANTHENE	NA	NA	NA	NA	NA	NA	NA	NA	NA
CAPROLACTAM	NA	NA	NA	NA	NA	NA	--	NA	NA
CARBAZOLE	NA	NA	NA	NA	NA	NA	--	NA	NA
CHRYSENE	NA	NA	NA	NA	NA	NA	--	NA	NA
DIBENZOFURAN	NA	NA	NA	NA	NA	NA	--	NA	NA
FLUORANTHENE	NA	NA	NA	NA	NA	NA	--	NA	NA
FLUORENE	NA	NA	NA	NA	NA	NA	--	NA	NA
INDENO(1,2,3-CD)PYRENE	NA	NA	NA	NA	NA	NA	--	NA	NA
NAPHTHALENE	NA	NA	NA	NA	NA	NA	--	NA	NA
PHENANTHRENE	NA	NA	NA	NA	NA	NA	--	NA	NA
PYRENE	NA	NA	NA	NA	NA	NA	--	NA	NA
VOCs (ug/kg)									
1,2,3-TRICHLOROBENZENE	NA	NA	NA	NA	NA	NA	--	NA	NA
1,2,4-TRICHLOROBENZENE	NA	NA	NA	NA	NA	NA	--	NA	NA
METHYLENE CHLORIDE	NA	NA	NA	NA	NA	NA	10 J	NA	NA
NAPHTHALENE	NA	NA	NA	NA	NA	NA	--	NA	NA

TABLE AE-1

SUMMARY OF DETECTED CONCENTRATIONS IN SURFACE SOIL
BLOCK E AND E LOT 3
SOIL RESPONSE ACTION PLAN
LOCKHEED MARTIN MIDDLE RIVER COMPLEX, MIDDLE RIVER, MARYLAND

SAMPLE ID:	SB-232-01	SB-233-SS	SB-233-01	SB-234-SS	SB-234-01	SB-235-SS	SB-235-01
LABORATORY ID:	9612750003	9612750009	9612750010	9612750007	9612750008	9612750004	9612750005
SAMPLE DATE:	5/12/2005	5/12/2005	5/12/2005	5/12/2005	5/12/2005	5/12/2005	5/12/2005
LOCATION:	SB-232	SB-233	SB-233	SB-234	SB-234	SB-235	SB-235
INORGANICS (mg/kg)							
ARSENIC	NA	NA	NA	NA	NA	NA	NA
CHROMIUM	NA	NA	NA	NA	NA	NA	NA
COPPER	NA	NA	NA	NA	NA	NA	NA
LEAD	NA	NA	NA	NA	NA	NA	NA
MERCURY	NA	NA	NA	NA	NA	NA	NA
NICKEL	NA	NA	NA	NA	NA	NA	NA
ZINC	NA	NA	NA	NA	NA	NA	NA
PESTICIDES/PCBs (ug/kg)							
AROCLOR-1242	--	32 J	--	--	--	58	--
AROCLOR-1260	94	80	--	1070	8.5 J	108	--
TPH (ug/kg)							
DIESEL RANGE ORGANICS	NA	NA	NA	NA	NA	NA	NA
GASOLINE RANGE ORGANICS	NA	NA	NA	NA	NA	NA	NA
RADIONUCLIDES (pCi/g)							
ACTINIUM-228	NA	NA	NA	NA	NA	NA	NA
ANTIMONY-124	NA	NA	NA	NA	NA	NA	NA
BISMUTH-212	NA	NA	NA	NA	NA	NA	NA
BISMUTH-214	NA	NA	NA	NA	NA	NA	NA
CESIUM-137	NA	NA	NA	NA	NA	NA	NA
LEAD-212	NA	NA	NA	NA	NA	NA	NA
LEAD-214	NA	NA	NA	NA	NA	NA	NA
POTASSIUM-40	NA	NA	NA	NA	NA	NA	NA
RADIUM-226	NA	NA	NA	NA	NA	NA	NA
THALLIUM-208	NA	NA	NA	NA	NA	NA	NA

TABLE AE-1

SUMMARY OF DETECTED CONCENTRATIONS IN SURFACE SOIL
BLOCK E AND E LOT 3
SOIL RESPONSE ACTION PLAN
LOCKHEED MARTIN MIDDLE RIVER COMPLEX, MIDDLE RIVER, MARYLAND

SAMPLE ID:	SB-232-01	SB-233-SS	SB-233-01	SB-234-SS	SB-234-01	SB-235-SS	SB-235-01
LABORATORY ID:	9612750003	9612750009	9612750010	9612750007	9612750008	9612750004	9612750005
SAMPLE DATE:	5/12/2005	5/12/2005	5/12/2005	5/12/2005	5/12/2005	5/12/2005	5/12/2005
LOCATION:	SB-232	SB-233	SB-233	SB-234	SB-234	SB-235	SB-235
SVOCs (ug/kg)							
2-METHYLNAPHTHALENE	NA	NA	NA	NA	NA	NA	NA
2-NITROANILINE	NA	NA	NA	NA	NA	NA	NA
ACENAPHTHENE	NA	NA	NA	NA	NA	NA	NA
ANTHRACENE	NA	NA	NA	NA	NA	NA	NA
BENZO(A)ANTHRACENE	NA	NA	NA	NA	NA	NA	NA
BENZO(A)PYRENE	NA	NA	NA	NA	NA	NA	NA
BENZO(B)FLUORANTHENE	NA	NA	NA	NA	NA	NA	NA
BENZO(G,H,I)PERYLENE	NA	NA	NA	NA	NA	NA	NA
BENZO(K)FLUORANTHENE	NA	NA	NA	NA	NA	NA	NA
CAPROLACTAM	NA	NA	NA	NA	NA	NA	NA
CARBAZOLE	NA	NA	NA	NA	NA	NA	NA
CHRYSENE	NA	NA	NA	NA	NA	NA	NA
DIBENZOFURAN	NA	NA	NA	NA	NA	NA	NA
FLUORANTHENE	NA	NA	NA	NA	NA	NA	NA
FLUORENE	NA	NA	NA	NA	NA	NA	NA
INDENO(1,2,3-CD)PYRENE	NA	NA	NA	NA	NA	NA	NA
NAPHTHALENE	NA	NA	NA	NA	NA	NA	NA
PHENANTHRENE	NA	NA	NA	NA	NA	NA	NA
PYRENE	NA	NA	NA	NA	NA	NA	NA
VOCs (ug/kg)							
1,2,3-TRICHLOROBENZENE	NA	NA	NA	NA	NA	NA	NA
1,2,4-TRICHLOROBENZENE	NA	NA	NA	NA	NA	NA	NA
METHYLENE CHLORIDE	NA	NA	NA	NA	NA	NA	NA
NAPHTHALENE	NA	NA	NA	NA	NA	NA	NA

TABLE AE-1

SUMMARY OF DETECTED CONCENTRATIONS IN SURFACE SOIL
BLOCK E AND E LOT 3
SOIL RESPONSE ACTION PLAN
LOCKHEED MARTIN MIDDLE RIVER COMPLEX, MIDDLE RIVER, MARYLAND

1 Highlighted values indicate positive detection in exceedance of cleanup goals.

µg/kg - Micrograms per kilogram.
MDE - Maryland Department of the Environment.
mg/kg - Milligrams per kilogram.
NA - Not applicable.
NC - No criterion.
pCi/g - pico Curies per gram.
SB - Soil boring.
S.U. - Standard Units.
SVOCs - Semivolatile organic compounds.
TPH - Total petroleum hydrocarbons.
VOCs - Volatile organic compounds.
-- - Not detected.

B - Analyte was detected but is considered to be a laboratory contaminant.
J - Positive value is considered estimated as a result of technical noncompliance.
K - Positive value is considered biased high as a result of techical noncompliance.
L - Positive value is considered biased low as a result of technical noncompliance.

TABLE AE-2

SUMMARY OF DETECTED CONCENTRATIONS IN SUBSURFACE SOIL
BLOCK E AND E LOT 3
SOIL RESPONSE ACTION PLAN
LOCKHEED MARTIN MIDDLE RIVER COMPLEX, MIDDLE RIVER, MARYLAND

SAMPLE ID:	SB-1-05	SB-1-10	SB-2-05	SB-2-10	SB-3-05	SB-3-10	SB-4-05	SB-4-10	SB-5-05
LABORATORY ID:	03112414-17	03112414-18	03112414-25	03112414-26	03112414-29	03112414-30	03112414-19	03112414-20	03112414-23
SAMPLE DATE:	11/20/2003	11/20/2003	11/20/2003	11/20/2003	11/20/2003	11/20/2003	11/20/2003	11/20/2003	11/20/2003
LOCATION:	SB-1	SB-1	SB-2	SB-2	SB-3	SB-3	SB-4	SB-4	SB-5
INORGANICS (mg/kg)									
ARSENIC	5.5 L	1.8 L	2.1 L	0.87 L	1.5 L	1.6 L	4.9 L	2.4 L	1.4 L
BERYLLIUM	3.6	--	--	--	--	--	--	--	--
CHROMIUM	26 J	13 B	3.4 B	--	6.6 B	5.2 B	27 J	14 B	4.8 B
COPPER	45	17	--	--	--	--	17	15	3.6
LEAD	7.7	5	--	--	--	--	4.5	4.4	--
NICKEL	14	30	--	--	--	--	9	8	4.5
SELENIUM	--	--	--	--	--	--	--	--	--
ZINC	79	76	--	--	--	--	--	--	--
MISCELLANEOUS (%)									
PERCENT SOLIDS	70	74	75	76	77	76	72	73	78
MISCELLANEOUS (mg/kg)									
TOTAL ORGANIC CARBON	NA	NA	NA	NA	NA	NA	NA	NA	NA
PESTICIDES/PCBs (ug/kg)									
AROCLOR-1260	--	--	--	--	--	--	--	--	--
TPH (ug/kg)									
DIESEL RANGE ORGANICS	--	--	--	--	--	--	230000	--	--
GASOLINE RANGE ORGANICS	--	--	--	--	490	4400	190	--	--
SVOCs (ug/kg)									
BENZO(G,H,I)PERYLENE	--	--	--	--	--	--	50 J	--	--
CHRYSENE	--	--	--	--	--	--	52 J	--	--
PYRENE	--	--	--	--	--	--	57 J	--	--
VOCs (ug/kg)									
ACETONE	30 J	--	17 J	11 J	12 J	--	35 J	15 J	--
BENZENE	--	--	--	--	--	--	--	--	--
METHYLENE CHLORIDE	12 J	9 J	--	--	9 J	11 J	11 J	11 J	10 J
NAPHTHALENE	--	--	--	--	--	--	--	--	--
TOLUENE	--	--	--	--	--	--	--	--	--
TOTAL XYLENES	NA	NA	NA	NA	NA	NA	NA	NA	NA

TABLE AE-2

SUMMARY OF DETECTED CONCENTRATIONS IN SUBSURFACE SOIL
BLOCK E AND E LOT 3
SOIL RESPONSE ACTION PLAN
LOCKHEED MARTIN MIDDLE RIVER COMPLEX, MIDDLE RIVER, MARYLAND

SAMPLE ID:	SB-5-10	SB-6-05	SB-6-10	SB-9-05	SB-10-05	SB-11-05	SB-12-05	SB-13-05	SB-14-05
LABORATORY ID:	03112414-24	03112414-31	03112414-32	03111913-28	03111913-31	03112414-01	03112414-03	03112414-05	03112414-07
SAMPLE DATE:	11/20/2003	11/20/2003	11/20/2003	11/18/2003	11/18/2003	11/19/2003	11/19/2003	11/19/2003	11/19/2003
LOCATION:	SB-5	SB-6	SB-6	SB-9	SB-10	SB-11	SB-12	SB-13	SB-14
INORGANICS (mg/kg)									
ARSENIC	1.1 L	0.77 L	2 L	NA	NA	NA	NA	NA	NA
BERYLLIUM	--	--	--	NA	NA	NA	NA	NA	NA
CHROMIUM	3.8 B	9.5 B	22 J	NA	NA	NA	NA	NA	NA
COPPER	--	5.4	14	NA	NA	NA	NA	NA	NA
LEAD	--	4.8	7.1	NA	NA	NA	NA	NA	NA
NICKEL	4.6	4.8	21	NA	NA	NA	NA	NA	NA
SELENIUM	--	3.6	--	NA	NA	NA	NA	NA	NA
ZINC	--	--	--	NA	NA	NA	NA	NA	NA
MISCELLANEOUS (%)									
PERCENT SOLIDS	74	77	75	77	75	75	75	81	80
MISCELLANEOUS (mg/kg)									
TOTAL ORGANIC CARBON	NA	NA	NA	NA	NA	NA	NA	NA	NA
PESTICIDES/PCBs (ug/kg)									
AROCLOR-1260	--	--	--	NA	NA	NA	NA	NA	NA
TPH (ug/kg)									
DIESEL RANGE ORGANICS	--	--	--	--	--	--	--	--	--
GASOLINE RANGE ORGANICS	--	--	--	NA	NA	NA	NA	NA	NA
SVOCs (ug/kg)									
BENZO(G,H,I)PERYLENE	--	--	--	NA	NA	NA	NA	NA	NA
CHRYSENE	--	--	--	NA	NA	NA	NA	NA	NA
PYRENE	--	--	--	NA	NA	NA	NA	NA	NA
VOCs (ug/kg)									
ACETONE	7 J	7 J	--	NA	NA	NA	NA	NA	NA
BENZENE	--	--	--	--	--	--	--	--	--
METHYLENE CHLORIDE	10 J	9 J	10 J	NA	NA	NA	NA	NA	NA
NAPHTHALENE	--	--	--	--	--	--	--	--	--
TOLUENE	--	--	--	2	--	--	--	--	--
TOTAL XYLENES	NA	NA	NA	10	--	--	--	--	--

TABLE AE-2

SUMMARY OF DETECTED CONCENTRATIONS IN SUBSURFACE SOIL
BLOCK E AND E LOT 3
SOIL RESPONSE ACTION PLAN
LOCKHEED MARTIN MIDDLE RIVER COMPLEX, MIDDLE RIVER, MARYLAND

SAMPLE ID:	SB-15-05	SB-16-05	SB-17-05	SB-18-05	SB-19-05	SB-19-10	SB-20-05	SB-20-10	SB-21-05
LABORATORY ID:	03112414-09	03112414-11	03112414-13	03112414-15	03112414-39	03112414-40	03112414-35	03112414-36	03112414-37
SAMPLE DATE:	11/19/2003	11/19/2003	11/19/2003	11/19/2003	11/21/2003	11/21/2003	11/20/2003	11/20/2003	11/20/2003
LOCATION:	SB-15	SB-16	SB-17	SB-18	SB-19	SB-19	SB-20	SB-20	SB-21
INORGANICS (mg/kg)									
ARSENIC	NA	NA	NA	NA	NA	NA	NA	NA	NA
BERYLLIUM	NA	NA	NA	NA	NA	NA	NA	NA	NA
CHROMIUM	NA	NA	NA	NA	NA	NA	NA	NA	NA
COPPER	NA	NA	NA	NA	NA	NA	NA	NA	NA
LEAD	NA	NA	NA	NA	NA	NA	NA	NA	NA
NICKEL	NA	NA	NA	NA	NA	NA	NA	NA	NA
SELENIUM	NA	NA	NA	NA	NA	NA	NA	NA	NA
ZINC	NA	NA	NA	NA	NA	NA	NA	NA	NA
MISCELLANEOUS (%)									
PERCENT SOLIDS	75	79	70	70	80	74	77	77	73
MISCELLANEOUS (mg/kg)									
TOTAL ORGANIC CARBON	NA	NA	NA	NA	NA	NA	NA	NA	NA
PESTICIDES/PCBs (ug/kg)									
AROCLOR-1260	NA	NA	NA	NA	NA	NA	NA	NA	NA
TPH (ug/kg)									
DIESEL RANGE ORGANICS	--	--	--	--	56000	--	--	--	--
GASOLINE RANGE ORGANICS	NA	NA	NA	NA	NA	NA	NA	NA	NA
SVOCs (ug/kg)									
BENZO(G,H,I)PERYLENE	NA	NA	NA	NA	NA	NA	NA	NA	NA
CHRYSENE	NA	NA	NA	NA	NA	NA	NA	NA	NA
PYRENE	NA	NA	NA	NA	NA	NA	NA	NA	NA
VOCs (ug/kg)									
ACETONE	NA	NA	NA	NA	NA	NA	NA	NA	NA
BENZENE	--	--	--	--	--	--	--	--	--
METHYLENE CHLORIDE	NA	NA	NA	NA	NA	NA	NA	NA	NA
NAPHTHALENE	2	--	--	--	--	--	--	--	--
TOLUENE	--	--	--	--	--	--	--	--	--
TOTAL XYLENES	3	--	--	--	--	--	--	--	--

TABLE AE-2

SUMMARY OF DETECTED CONCENTRATIONS IN SUBSURFACE SOIL
BLOCK E AND E LOT 3
SOIL RESPONSE ACTION PLAN
LOCKHEED MARTIN MIDDLE RIVER COMPLEX, MIDDLE RIVER, MARYLAND

SAMPLE ID:	SB-21-10	SB-35-04	SB-36-05
LABORATORY ID:	03112414-38	04092414-14	04092018-24
SAMPLE DATE:	11/20/2003	9/22/2004	9/17/2004
LOCATION:	SB-21	SB-35	SB-36
INORGANICS (mg/kg)			
ARSENIC	NA	1.6	1.3
BERYLLIUM	NA	--	--
CHROMIUM	NA	10 J	5.6 K
COPPER	NA	6.1	4.7 L
LEAD	NA	4.6	--
NICKEL	NA	5.7	--
SELENIUM	NA	--	--
ZINC	NA	--	--
MISCELLANEOUS (%)			
PERCENT SOLIDS	73	NA	NA
MISCELLANEOUS (mg/kg)			
TOTAL ORGANIC CARBON	NA	NA	NA
PESTICIDES/PCBs (ug/kg)			
AROCLOR-1260	NA	--	--
TPH (ug/kg)			
DIESEL RANGE ORGANICS	--	--	--
GASOLINE RANGE ORGANICS	NA	--	--
SVOCs (ug/kg)			
BENZO(G,H,I)PERYLENE	NA	--	--
CHRYSENE	NA	--	--
PYRENE	NA	--	--
VOCs (ug/kg)			
ACETONE	NA	--	--
BENZENE	6	--	--
METHYLENE CHLORIDE	NA	7 J	8 J
NAPHTHALENE	--	--	--
TOLUENE	--	--	--
TOTAL XYLENES	--	NA	NA

TABLE AE-2

SUMMARY OF DETECTED CONCENTRATIONS IN SUBSURFACE SOIL
BLOCK E AND E LOT 3
SOIL RESPONSE ACTION PLAN
LOCKHEED MARTIN MIDDLE RIVER COMPLEX, MIDDLE RIVER, MARYLAND

1 Highlighted values indicate positive detection in exceedance of cleanup goals

µg/kg - Micrograms per kilogram.
MDE - Maryland Department of the Environment
mg/kg - Milligrams per kilogram.
NA - Not applicable.
NC - No criterion.
SB - Soil boring.
S.U. - Standard Units.
SVOCs - Semivolatile organic compounds.
TPH - Total petroleum hydrocarbons.
VOCs - Volatile organic compounds.
-- - Not detected.

B - Analyte was detected but is considered to be a laboratory contaminant
J - Positive value is considered estimated as a result of technical noncompliance
K - Positive value is considered biased high as a result of techical noncompliance
L - Positive value is considered biased low as a result of technical noncompliance

TABLE AE-3
SUMMARY OF DETECTED CONCENTRATIONS IN SOIL - FALL 2007 RESULTS
BLOCK E, SOIL RESPONSE ACTION PLAN
LOCKHEED MARTIN MIDDLE RIVER COMPLEX
MIDDLE RIVER, MARYLAND
PAGE 1 OF 34

SAMPLE ID:	SB-345-0001	SB-346-0001	SB-347-0001	SB-348-0001	SB-349-0001	SB-350-0001	SB-351-0001	SB-352-0001
LABORATORY ID:	A7K030180001	A7K030180002	A7K030180003	A7K030180004	A7K030180005	A7K030180006	A7K030180007	A7K030180008
SAMPLE DATE:	11/2/2007	11/2/2007	11/2/2007	11/2/2007	11/2/2007	11/2/2007	11/2/2007	11/2/2007
LOCATION:	SB-345	SB-346	SB-347	SB-348	SB-349	SB-350	SB-351	SB-352
DEPTH RANGE:	0 - 1	0 - 1	0 - 1	0 - 1	0 - 1	0 - 1	0 - 1	0 - 1
MISCELLANEOUS (%)								
PERCENT SOLIDS	94.6	85.3	79.1	78.1	75.6	80.1	81.2	58.9
PESTICIDES/PCBs (ug/kg)								
AROCLOR-1260	260	1700	7100	34000	24000	55000	21000	19000
VOLATILE SOILS (ug/kg)								
1,1-DICHLOROETHANE	NA	NA	NA	NA	NA	NA	NA	NA
1,2,3-TRICHLOROBENZENE	NA	NA	NA	NA	NA	NA	NA	NA
1,2,3-TRIMETHYLBENZENE	NA	NA	NA	NA	NA	NA	NA	NA
1,2,4-TRICHLOROBENZENE	NA	NA	NA	NA	NA	NA	NA	NA
1,2,4-TRIMETHYLBENZENE	NA	NA	NA	NA	NA	NA	NA	NA
1,2-DICHLOROBENZENE	NA	NA	NA	NA	NA	NA	NA	NA
1,2-DICHLOROETHANE	NA	NA	NA	NA	NA	NA	NA	NA
1,3-DICHLOROBENZENE	NA	NA	NA	NA	NA	NA	NA	NA
1,4-DICHLOROBENZENE	NA	NA	NA	NA	NA	NA	NA	NA
2-BUTANONE	NA	NA	NA	NA	NA	NA	NA	NA
4-ISOPROPYLTOLUENE	NA	NA	NA	NA	NA	NA	NA	NA
ACETONE	NA	NA	NA	NA	NA	NA	NA	NA
BENZENE	NA	NA	NA	NA	NA	NA	NA	NA
CARBON DISULFIDE	NA	NA	NA	NA	NA	NA	NA	NA
CHLOROBENZENE	NA	NA	NA	NA	NA	NA	NA	NA
CIS-1,2-DICHLOROETHENE	NA	NA	NA	NA	NA	NA	NA	NA
ISOPROPYLBENZENE	NA	NA	NA	NA	NA	NA	NA	NA
M+P-XYLENES	NA	NA	NA	NA	NA	NA	NA	NA
METHYLENE CHLORIDE	NA	NA	NA	NA	NA	NA	NA	NA
NAPHTHALENE	NA	NA	NA	NA	NA	NA	NA	NA
O-XYLENE	NA	NA	NA	NA	NA	NA	NA	NA
TOLUENE	NA	NA	NA	NA	NA	NA	NA	NA
TOTAL XYLENES	NA	NA	NA	NA	NA	NA	NA	NA

TABLE AE-3
SUMMARY OF DETECTED CONCENTRATIONS IN SOIL - FALL 2007 RESULTS
BLOCK E, SOIL RESPONSE ACTION PLAN
LOCKHEED MARTIN MIDDLE RIVER COMPLEX
MIDDLE RIVER, MARYLAND
PAGE 2 OF 34

SAMPLE ID:	SB-345-0001	SB-346-0001	SB-347-0001	SB-348-0001	SB-349-0001	SB-350-0001	SB-351-0001	SB-352-0001
LABORATORY ID:	A7K030180001	A7K030180002	A7K030180003	A7K030180004	A7K030180005	A7K030180006	A7K030180007	A7K030180008
SAMPLE DATE:	11/2/2007	11/2/2007	11/2/2007	11/2/2007	11/2/2007	11/2/2007	11/2/2007	11/2/2007
LOCATION:	SB-345	SB-346	SB-347	SB-348	SB-349	SB-350	SB-351	SB-352
DEPTH RANGE:	0 - 1	0 - 1	0 - 1	0 - 1	0 - 1	0 - 1	0 - 1	0 - 1
TRICHLOROFLUOROMETHANE	NA	NA	NA	NA	NA	NA	NA	NA
VINYL CHLORIDE	NA	NA	NA	NA	NA	NA	NA	NA
SEMIVOLATILE SOIL (ug/kg)								
2-METHYLNAPHTHALENE	NA	NA	NA	NA	NA	NA	NA	NA
ACENAPHTHENE	NA	NA	NA	NA	NA	NA	NA	NA
ACENAPHTHYLENE	NA	NA	NA	NA	NA	NA	NA	NA
ANTHRACENE	NA	NA	NA	NA	NA	NA	NA	NA
BENZO(A)ANTHRACENE	NA	NA	NA	NA	NA	NA	NA	NA
BENZO(A)PYRENE	NA	NA	NA	NA	NA	NA	NA	NA
BENZO(B)FLUORANTHENE	NA	NA	NA	NA	NA	NA	NA	NA
BENZO(G,H,I)PERYLENE	NA	NA	NA	NA	NA	NA	NA	NA
BENZO(K)FLUORANTHENE	NA	NA	NA	NA	NA	NA	NA	NA
BIS(2-ETHYLHEXYL)PHTHALATE	NA	NA	NA	NA	NA	NA	NA	NA
BUTYL BENZYL PHTHALATE	NA	NA	NA	NA	NA	NA	NA	NA
CARBAZOLE	NA	NA	NA	NA	NA	NA	NA	NA
CHRYSENE	NA	NA	NA	NA	NA	NA	NA	NA
DIBENZO(A,H)ANTHRACENE	NA	NA	NA	NA	NA	NA	NA	NA
DIBENZOFURAN	NA	NA	NA	NA	NA	NA	NA	NA
DI-N-BUTYL PHTHALATE	NA	NA	NA	NA	NA	NA	NA	NA
FLUORANTHENE	NA	NA	NA	NA	NA	NA	NA	NA
FLUORENE	NA	NA	NA	NA	NA	NA	NA	NA
INDENO(1,2,3-CD)PYRENE	NA	NA	NA	NA	NA	NA	NA	NA
NAPHTHALENE	NA	NA	NA	NA	NA	NA	NA	NA
PHENANTHRENE	NA	NA	NA	NA	NA	NA	NA	NA
PYRENE	NA	NA	NA	NA	NA	NA	NA	NA
PETROLEUM HYDROCARBONS (mg/kg)								
TPH (C10-C32)	NA	NA	NA	NA	NA	NA	NA	NA

TABLE AE-3
SUMMARY OF DETECTED CONCENTRATIONS IN SOIL - FALL 2007 RESULTS
BLOCK E, SOIL RESPONSE ACTION PLAN
LOCKHEED MARTIN MIDDLE RIVER COMPLEX
MIDDLE RIVER, MARYLAND

SAMPLE ID:	SB-353-0001	SB-354-0001	SB-355-0001	SB-356-0001	SB-357-0001	SB-358-0001	SB-359-0001	SB-360-0001
LABORATORY ID:	A7K030180009	A7K030180010	A7K030180011	A7K030180012	A7K030180013	A7K030180014	A7K030180015	A7K030180016
SAMPLE DATE:	11/2/2007	11/2/2007	11/2/2007	11/2/2007	11/2/2007	11/2/2007	11/2/2007	11/2/2007
LOCATION:	SB-353	SB-354	SB-355	SB-356	SB-357	SB-358	SB-359	SB-360
DEPTH RANGE:	0 - 1	0 - 1	0 - 1	0 - 1	0 - 1	0 - 1	0 - 1	0 - 1
MISCELLANEOUS (%)								
PERCENT SOLIDS	89.2	79.1	80.3	73.6	77.5	84.2	88.5	84.4
PESTICIDES/PCBs (ug/kg)								
AROCLOR-1260	1800000	400000	96000	25000	12000	27000	3700	27000
VOLATILE SOILS (ug/kg)								
1,1-DICHLOROETHANE	NA	NA	NA	NA	NA	NA	NA	NA
1,2,3-TRICHLOROBENZENE	NA	NA	NA	NA	NA	NA	NA	NA
1,2,3-TRIMETHYLBENZENE	NA	NA	NA	NA	NA	NA	NA	NA
1,2,4-TRICHLOROBENZENE	NA	NA	NA	NA	NA	NA	NA	NA
1,2,4-TRIMETHYLBENZENE	NA	NA	NA	NA	NA	NA	NA	NA
1,2-DICHLOROBENZENE	NA	NA	NA	NA	NA	NA	NA	NA
1,2-DICHLOROETHANE	NA	NA	NA	NA	NA	NA	NA	NA
1,3-DICHLOROBENZENE	NA	NA	NA	NA	NA	NA	NA	NA
1,4-DICHLOROBENZENE	NA	NA	NA	NA	NA	NA	NA	NA
2-BUTANONE	NA	NA	NA	NA	NA	NA	NA	NA
4-ISOPROPYLTOLUENE	NA	NA	NA	NA	NA	NA	NA	NA
ACETONE	NA	NA	NA	NA	NA	NA	NA	NA
BENZENE	NA	NA	NA	NA	NA	NA	NA	NA
CARBON DISULFIDE	NA	NA	NA	NA	NA	NA	NA	NA
CHLOROBENZENE	NA	NA	NA	NA	NA	NA	NA	NA
CIS-1,2-DICHLOROETHENE	NA	NA	NA	NA	NA	NA	NA	NA
ISOPROPYLBENZENE	NA	NA	NA	NA	NA	NA	NA	NA
M+P-XYLENES	NA	NA	NA	NA	NA	NA	NA	NA
METHYLENE CHLORIDE	NA	NA	NA	NA	NA	NA	NA	NA
NAPHTHALENE	NA	NA	NA	NA	NA	NA	NA	NA
O-XYLENE	NA	NA	NA	NA	NA	NA	NA	NA
TOLUENE	NA	NA	NA	NA	NA	NA	NA	NA
TOTAL XYLENES	NA	NA	NA	NA	NA	NA	NA	NA

TABLE AE-3
SUMMARY OF DETECTED CONCENTRATIONS IN SOIL - FALL 2007 RESULTS
BLOCK E, SOIL RESPONSE ACTION PLAN
LOCKHEED MARTIN MIDDLE RIVER COMPLEX
MIDDLE RIVER, MARYLAND

SAMPLE ID:	SB-353-0001	SB-354-0001	SB-355-0001	SB-356-0001	SB-357-0001	SB-358-0001	SB-359-0001	SB-360-0001
LABORATORY ID:	A7K030180009	A7K030180010	A7K030180011	A7K030180012	A7K030180013	A7K030180014	A7K030180015	A7K030180016
SAMPLE DATE:	11/2/2007	11/2/2007	11/2/2007	11/2/2007	11/2/2007	11/2/2007	11/2/2007	11/2/2007
LOCATION:	SB-353	SB-354	SB-355	SB-356	SB-357	SB-358	SB-359	SB-360
DEPTH RANGE:	0 - 1	0 - 1	0 - 1	0 - 1	0 - 1	0 - 1	0 - 1	0 - 1
TRICHLOROFLUOROMETHANE	NA	NA	NA	NA	NA	NA	NA	NA
VINYL CHLORIDE	NA	NA	NA	NA	NA	NA	NA	NA
SEMIVOLATILE SOIL (ug/kg)								
2-METHYLNAPHTHALENE	NA	NA	NA	NA	NA	NA	NA	NA
ACENAPHTHENE	NA	NA	NA	NA	NA	NA	NA	NA
ACENAPHTHYLENE	NA	NA	NA	NA	NA	NA	NA	NA
ANTHRACENE	NA	NA	NA	NA	NA	NA	NA	NA
BENZO(A)ANTHRACENE	NA	NA	NA	NA	NA	NA	NA	NA
BENZO(A)PYRENE	NA	NA	NA	NA	NA	NA	NA	NA
BENZO(B)FLUORANTHENE	NA	NA	NA	NA	NA	NA	NA	NA
BENZO(G,H,I)PERYLENE	NA	NA	NA	NA	NA	NA	NA	NA
BENZO(K)FLUORANTHENE	NA	NA	NA	NA	NA	NA	NA	NA
BIS(2-ETHYLHEXYL)PHTHALATE	NA	NA	NA	NA	NA	NA	NA	NA
BUTYL BENZYL PHTHALATE	NA	NA	NA	NA	NA	NA	NA	NA
CARBAZOLE	NA	NA	NA	NA	NA	NA	NA	NA
CHRYSENE	NA	NA	NA	NA	NA	NA	NA	NA
DIBENZO(A,H)ANTHRACENE	NA	NA	NA	NA	NA	NA	NA	NA
DIBENZOFURAN	NA	NA	NA	NA	NA	NA	NA	NA
DI-N-BUTYL PHTHALATE	NA	NA	NA	NA	NA	NA	NA	NA
FLUORANTHENE	NA	NA	NA	NA	NA	NA	NA	NA
FLUORENE	NA	NA	NA	NA	NA	NA	NA	NA
INDENO(1,2,3-CD)PYRENE	NA	NA	NA	NA	NA	NA	NA	NA
NAPHTHALENE	NA	NA	NA	NA	NA	NA	NA	NA
PHENANTHRENE	NA	NA	NA	NA	NA	NA	NA	NA
PYRENE	NA	NA	NA	NA	NA	NA	NA	NA
PETROLEUM HYDROCARBONS (mg/kg)								
TPH (C10-C32)	NA	NA	NA	NA	NA	NA	NA	NA

TABLE AE-3
SUMMARY OF DETECTED CONCENTRATIONS IN SOIL - FALL 2007 RESULTS
BLOCK E, SOIL RESPONSE ACTION PLAN
LOCKHEED MARTIN MIDDLE RIVER COMPLEX
MIDDLE RIVER, MARYLAND
PAGE 5 OF 34

SAMPLE ID:	SB-361-0001	SB-362-0001	SB-363-0001	SB-364-0001	SB-500-0001	SB-500-0406	SB-500-0810	SB-501-0001
LABORATORY ID:	A7K030180017	A7K030180018	A7K030180019	A7K030180020	A7K290236001	A7K290236002	A7K290236003	A7K290236004
SAMPLE DATE:	11/2/2007	11/2/2007	11/2/2007	11/2/2007	11/27/2007	11/27/2007	11/27/2007	11/27/2007
LOCATION:	SB-361	SB-362	SB-363	SB-364	SB-500	SB-500	SB-500	SB-501
DEPTH RANGE:	0 - 1	0 - 1	0 - 1	0 - 1	0 - 1	4 - 6	8 - 10	0 - 1
MISCELLANEOUS (%)								
PERCENT SOLIDS	87.3	82.4	74.3	78.6	88.1	89.3	83.3	86.7
PESTICIDES/PCBs (ug/kg)								
AROCLOR-1260	140000	5000	24000	12000	47	--	--	58000
VOLATILE SOILS (ug/kg)								
1,1-DICHLOROETHANE	NA	NA	NA	NA	--	--	--	--
1,2,3-TRICHLOROBENZENE	NA	NA	NA	NA	--	--	--	--
1,2,3-TRIMETHYLBENZENE	NA	NA	NA	NA	--	1.7 J	--	--
1,2,4-TRICHLOROBENZENE	NA	NA	NA	NA	0.76 B	--	--	--
1,2,4-TRIMETHYLBENZENE	NA	NA	NA	NA	0.89 B	4.4 J	--	0.94 B
1,2-DICHLOROBENZENE	NA	NA	NA	NA	--	--	--	--
1,2-DICHLOROETHANE	NA	NA	NA	NA	--	--	--	--
1,3-DICHLOROBENZENE	NA	NA	NA	NA	--	--	--	--
1,4-DICHLOROBENZENE	NA	NA	NA	NA	--	--	--	--
2-BUTANONE	NA	NA	NA	NA	--	--	--	--
4-ISOPROPYLTOLUENE	NA	NA	NA	NA	--	--	--	--
ACETONE	NA	NA	NA	NA	--	--	--	--
BENZENE	NA	NA	NA	NA	--	--	--	--
CARBON DISULFIDE	NA	NA	NA	NA	--	--	--	--
CHLOROBENZENE	NA	NA	NA	NA	--	--	--	--
CIS-1,2-DICHLOROETHENE	NA	NA	NA	NA	--	--	--	--
ISOPROPYLBENZENE	NA	NA	NA	NA	--	--	--	--
M+P-XYLENES	NA	NA	NA	NA	--	2.1 J	--	--
METHYLENE CHLORIDE	NA	NA	NA	NA	2.5 B	1.4 B	3 B	2.8 B
NAPHTHALENE	NA	NA	NA	NA	3.2 B	2.6 B	--	--
O-XYLENE	NA	NA	NA	NA	--	1.3 J	--	--
TOLUENE	NA	NA	NA	NA	--	0.49 J	--	0.37 J
TOTAL XYLENES	NA	NA	NA	NA	1.2 J	3.4 J	--	--

TABLE AE-3
SUMMARY OF DETECTED CONCENTRATIONS IN SOIL - FALL 2007 RESULTS
BLOCK E, SOIL RESPONSE ACTION PLAN
LOCKHEED MARTIN MIDDLE RIVER COMPLEX
MIDDLE RIVER, MARYLAND
PAGE 6 OF 34

SAMPLE ID:	SB-361-0001	SB-362-0001	SB-363-0001	SB-364-0001	SB-500-0001	SB-500-0406	SB-500-0810	SB-501-0001
LABORATORY ID:	A7K030180017	A7K030180018	A7K030180019	A7K030180020	A7K290236001	A7K290236002	A7K290236003	A7K290236004
SAMPLE DATE:	11/2/2007	11/2/2007	11/2/2007	11/2/2007	11/27/2007	11/27/2007	11/27/2007	11/27/2007
LOCATION:	SB-361	SB-362	SB-363	SB-364	SB-500	SB-500	SB-500	SB-501
DEPTH RANGE:	0 - 1	0 - 1	0 - 1	0 - 1	0 - 1	4 - 6	8 - 10	0 - 1
TRICHLOROFLUOROMETHANE	NA	NA	NA	NA	--	--	--	--
VINYL CHLORIDE	NA	NA	NA	NA	--	--	--	--
SEMIVOLATILE SOIL (ug/kg)								
2-METHYLNAPHTHALENE	NA	NA	NA	NA	--	--	--	--
ACENAPHTHENE	NA	NA	NA	NA	25 J	--	--	--
ACENAPHTHYLENE	NA	NA	NA	NA	13 J	--	--	--
ANTHRACENE	NA	NA	NA	NA	78 J	--	--	--
BENZO(A)ANTHRACENE	NA	NA	NA	NA	280 J	--	--	240 J
BENZO(A)PYRENE	NA	NA	NA	NA	340 J	--	--	190 J
BENZO(B)FLUORANTHENE	NA	NA	NA	NA	520 J	--	--	450 J
BENZO(G,H,I)PERYLENE	NA	NA	NA	NA	360 J	--	--	--
BENZO(K)FLUORANTHENE	NA	NA	NA	NA	210 J	--	--	--
BIS(2-ETHYLHEXYL)PHTHALATE	NA	NA	NA	NA	--	--	--	--
BUTYL BENZYL PHTHALATE	NA	NA	NA	NA	--	--	--	--
CARBAZOLE	NA	NA	NA	NA	27 J	--	--	--
CHRYSENE	NA	NA	NA	NA	300 J	--	--	220 J
DIBENZO(A,H)ANTHRACENE	NA	NA	NA	NA	90 J	--	--	--
DIBENZOFURAN	NA	NA	NA	NA	--	--	--	--
DI-N-BUTYL PHTHALATE	NA	NA	NA	NA	--	--	--	--
FLUORANTHENE	NA	NA	NA	NA	570	--	--	450 J
FLUORENE	NA	NA	NA	NA	19 J	--	--	--
INDENO(1,2,3-CD)PYRENE	NA	NA	NA	NA	300 J	--	--	--
NAPHTHALENE	NA	NA	NA	NA	--	--	--	--
PHENANTHRENE	NA	NA	NA	NA	220 J	--	--	200 J
PYRENE	NA	NA	NA	NA	460 J	--	--	370 J
PETROLEUM HYDROCARBONS (mg/kg)								
TPH (C10-C32)	NA	NA	NA	NA	18 B	15 B	0.64 J	61 J

TABLE AE-3
SUMMARY OF DETECTED CONCENTRATIONS IN SOIL - FALL 2007 RESULTS
BLOCK E, SOIL RESPONSE ACTION PLAN
LOCKHEED MARTIN MIDDLE RIVER COMPLEX
MIDDLE RIVER, MARYLAND

SAMPLE ID:	SB-501-0406	SB-501-0810	SB-502-0001	SB-502-0406	SB-502-0810	SB-503-0001	SB-503-0001-D	SB-503-0406
LABORATORY ID:	A7K290236005	A7K290236006	A7K290236007	A7K290236008	A7K290236009	A7K290236010	A7K290236019	A7K290236011
SAMPLE DATE:	11/27/2007	11/27/2007	11/27/2007	11/27/2007	11/27/2007	11/27/2007	11/27/2007	11/27/2007
LOCATION:	SB-501	SB-501	SB-502	SB-502	SB-502	SB-503	SB-503	SB-503
DEPTH RANGE:	4 - 6	8 - 10	0 - 1	4 - 6	8 - 10	0 - 1	0 - 1	4 - 6
MISCELLANEOUS (%)								
PERCENT SOLIDS	89.5	84.7	84.4	85.7	85.8	85.6	77.2	82.1
PESTICIDES/PCBs (ug/kg)								
AROCLOR-1260	5800	24000	1200	49000	65000	1700	120	380
VOLATILE SOILS (ug/kg)								
1,1-DICHLOROETHANE	--	--	--	--	--	--	--	--
1,2,3-TRICHLOROBENZENE	2100	14000	0.65 B	21	710	--	--	--
1,2,3-TRIMETHYLBENZENE	--	--	0.2 J	--	--	0.35 J	--	--
1,2,4-TRICHLOROBENZENE	4800	69000	3.1 B	71	3700	1 B	--	--
1,2,4-TRIMETHYLBENZENE	--	--	1 B	--	--	1.9 B	--	0.92 B
1,2-DICHLOROBENZENE	--	610 J	--	--	--	--	--	--
1,2-DICHLOROETHANE	--	--	--	--	--	--	--	--
1,3-DICHLOROBENZENE	--	--	--	0.46 J	--	--	--	--
1,4-DICHLOROBENZENE	17 J	640 J	--	--	--	--	--	--
2-BUTANONE	--	--	--	--	--	--	--	--
4-ISOPROPYLTOLUENE	--	--	--	--	--	--	--	--
ACETONE	--	--	--	12 J	--	--	--	--
BENZENE	--	--	--	--	--	--	--	--
CARBON DISULFIDE	--	--	--	--	--	--	--	--
CHLOROBENZENE	--	--	--	--	--	--	--	--
CIS-1,2-DICHLOROETHENE	--	--	--	--	--	--	--	--
ISOPROPYLBENZENE	--	--	--	--	--	--	--	--
M+P-XYLENES	--	--	--	--	--	--	--	--
METHYLENE CHLORIDE	--	--	2.4 B	2.7 B	--	3.6 B	3.2 B	3.3 B
NAPHTHALENE	--	--	0.87 B	--	--	11 B	--	--
O-XYLENE	--	--	--	--	--	0.43 J	--	--
TOLUENE	--	--	--	--	--	0.46 J	--	--
TOTAL XYLENES	--	--	--	--	--	1.1 J	--	--

TABLE AE-3
SUMMARY OF DETECTED CONCENTRATIONS IN SOIL - FALL 2007 RESULTS
BLOCK E, SOIL RESPONSE ACTION PLAN
LOCKHEED MARTIN MIDDLE RIVER COMPLEX
MIDDLE RIVER, MARYLAND

SAMPLE ID:	SB-501-0406	SB-501-0810	SB-502-0001	SB-502-0406	SB-502-0810	SB-503-0001	SB-503-0001-D	SB-503-0406
LABORATORY ID:	A7K290236005	A7K290236006	A7K290236007	A7K290236008	A7K290236009	A7K290236010	A7K290236019	A7K290236011
SAMPLE DATE:	11/27/2007	11/27/2007	11/27/2007	11/27/2007	11/27/2007	11/27/2007	11/27/2007	11/27/2007
LOCATION:	SB-501	SB-501	SB-502	SB-502	SB-502	SB-503	SB-503	SB-503
DEPTH RANGE:	4 - 6	8 - 10	0 - 1	4 - 6	8 - 10	0 - 1	0 - 1	4 - 6
TRICHLOROFLUOROMETHANE	--	--	--	--	--	--	--	--
VINYL CHLORIDE	--	--	--	--	--	--	--	--
SEMIVOLATILE SOIL (ug/kg)								
2-METHYLNAPHTHALENE	--	--	--	--	--	190 J	20 J	--
ACENAPHTHENE	--	--	--	--	--	470 J	84 J	--
ACENAPHTHYLENE	--	--	84 J	--	--	330 J	36 J	--
ANTHRACENE	--	--	360 J	--	--	1500 J	170 J	--
BENZO(A)ANTHRACENE	--	--	4000	21 J	--	7300	610	28 J
BENZO(A)PYRENE	--	--	3900	16 J	--	7600	600	26 J
BENZO(B)FLUORANTHENE	--	--	4500	31 J	--	8100	800	40 J
BENZO(G,H,I)PERYLENE	--	--	2100	11 J	--	5000 J	370 J	19 J
BENZO(K)FLUORANTHENE	--	--	2100	9.3 J	--	3100 J	310 J	17 J
BIS(2-ETHYLHEXYL)PHTHALATE	--	--	--	--	--	--	37 J	--
BUTYL BENZYL PHTHALATE	--	--	--	--	--	--	--	--
CARBAZOLE	--	--	--	--	--	430 J	82 J	--
CHRYSENE	--	--	3400	13 J	--	7700	620	29 J
DIBENZO(A,H)ANTHRACENE	--	--	590 J	--	--	1400 J	110 J	--
DIBENZOFURAN	--	--	--	--	--	--	34 J	--
DI-N-BUTYL PHTHALATE	--	--	--	--	--	--	--	--
FLUORANTHENE	--	--	6100	32 J	--	14000	1300	54 J
FLUORENE	--	--	--	--	--	580 J	75 J	--
INDENO(1,2,3-CD)PYRENE	--	--	2100	10 J	--	4200 J	350 J	15 J
NAPHTHALENE	--	--	--	--	--	180 J	24 J	--
PHENANTHRENE	--	--	650 J	10 J	--	5600 J	670	25 J
PYRENE	--	--	5400	20 J	--	16000	1000	51 J
PETROLEUM HYDROCARBONS (mg/kg)								
TPH (C10-C32)	25 B	34 B	130	48	37	650	45	9.9 J

TABLE AE-3
SUMMARY OF DETECTED CONCENTRATIONS IN SOIL - FALL 2007 RESULTS
BLOCK E, SOIL RESPONSE ACTION PLAN
LOCKHEED MARTIN MIDDLE RIVER COMPLEX
MIDDLE RIVER, MARYLAND

SAMPLE ID:	SB-503-1012	SB-504-0001	SB-504-0406	SB-504-0810	SB-505-0001	SB-505-0406	SB-505-0810	SB-506-0001
LABORATORY ID:	A7K290236012	A7K290236013	A7K290236014	A7K290236015	A7K290236016	A7K290236017	A7K290236018	A7K290236020
SAMPLE DATE:	11/27/2007	11/27/2007	11/27/2007	11/27/2007	11/27/2007	11/27/2007	11/27/2007	11/28/2007
LOCATION:	SB-503	SB-504	SB-504	SB-504	SB-505	SB-505	SB-505	SB-506
DEPTH RANGE:	10 - 12	0 - 1	4 - 6	8 - 10	0 - 1	4 - 6	8 - 10	0 - 1
MISCELLANEOUS (%)								
PERCENT SOLIDS	84.3	91.2	87.2	86	82.8	85.9	79.7	87.5
PESTICIDES/PCBs (ug/kg)								
AROCLOR-1260	--	1200	11000	2300	99000	15 J	650	12 J
VOLATILE SOILS (ug/kg)								
1,1-DICHLOROETHANE	--	--	--	--	--	--	--	--
1,2,3-TRICHLOROBENZENE	--	--	--	--	--	--	--	--
1,2,3-TRIMETHYLBENZENE	--	--	0.35 J	0.35 J	--	--	--	--
1,2,4-TRICHLOROBENZENE	--	--	0.95 B	0.63 B	--	--	0.45 B	--
1,2,4-TRIMETHYLBENZENE	--	--	0.95 B	1.2 B	--	--	--	--
1,2-DICHLOROBENZENE	--	--	--	--	--	--	--	--
1,2-DICHLOROETHANE	--	--	1.5 J	--	--	--	--	--
1,3-DICHLOROBENZENE	--	--	--	--	--	--	--	--
1,4-DICHLOROBENZENE	--	--	--	--	--	--	--	--
2-BUTANONE	--	--	--	4.3 J	--	--	--	--
4-ISOPROPYLTOLUENE	--	--	9	1.6 J	--	--	--	--
ACETONE	45 J	7.3 J	21 J	74 J	--	--	--	--
BENZENE	--	--	0.81 J	0.78 J	--	--	--	--
CARBON DISULFIDE	--	0.82 J	1.2 J	2.4 J	--	--	--	0.95 J
CHLOROBENZENE	--	--	1.8 J	--	--	--	--	--
CIS-1,2-DICHLOROETHENE	--	--	--	--	--	--	--	--
ISOPROPYLBENZENE	--	--	0.82 J	--	--	--	--	--
M+P-XYLENES	--	--	--	--	--	--	--	--
METHYLENE CHLORIDE	2.7 B	1.6 B	3.4 B	3.7 B	1.7 B	3.1 B	2.5 B	2 B
NAPHTHALENE	--	--	1.3 B	2.4 B	--	--	--	--
O-XYLENE	--	--	1.4 J	0.8 J	--	--	--	--
TOLUENE	--	--	0.59 J	0.47 J	--	--	--	--
TOTAL XYLENES	--	--	2.2 J	1.5 J	--	--	--	--

TABLE AE-3
SUMMARY OF DETECTED CONCENTRATIONS IN SOIL - FALL 2007 RESULTS
BLOCK E, SOIL RESPONSE ACTION PLAN
LOCKHEED MARTIN MIDDLE RIVER COMPLEX
MIDDLE RIVER, MARYLAND
PAGE 10 OF 34

SAMPLE ID:	SB-503-1012	SB-504-0001	SB-504-0406	SB-504-0810	SB-505-0001	SB-505-0406	SB-505-0810	SB-506-0001
LABORATORY ID:	A7K290236012	A7K290236013	A7K290236014	A7K290236015	A7K290236016	A7K290236017	A7K290236018	A7K290236020
SAMPLE DATE:	11/27/2007	11/27/2007	11/27/2007	11/27/2007	11/27/2007	11/27/2007	11/27/2007	11/28/2007
LOCATION:	SB-503	SB-504	SB-504	SB-504	SB-505	SB-505	SB-505	SB-506
DEPTH RANGE:	10 - 12	0 - 1	4 - 6	8 - 10	0 - 1	4 - 6	8 - 10	0 - 1
TRICHLOROFLUOROMETHANE	--	--	--	--	--	--	--	--
VINYL CHLORIDE	--	--	0.64 J	--	--	--	--	--
SEMIVOLATILE SOIL (ug/kg)								
2-METHYLNAPHTHALENE	--	--	140 J	12 J	9.8 J	--	--	--
ACENAPHTHENE	--	7.5 J	500 J	21 J	45 J	--	--	--
ACENAPHTHYLENE	--	--	--	--	13 J	--	--	--
ANTHRACENE	--	16 J	1100 J	26 J	95 J	--	--	--
BENZO(A)ANTHRACENE	--	93 J	2000	83 J	530	--	9.7 J	--
BENZO(A)PYRENE	--	95 J	1500	73 J	560	--	10 J	--
BENZO(B)FLUORANTHENE	--	150 J	1900	110 J	770	--	21 J	--
BENZO(G,H,I)PERYLENE	--	67 J	710 J	47 J	360 J	--	--	--
BENZO(K)FLUORANTHENE	--	71 J	770 J	38 J	330 J	--	9.2 J	--
BIS(2-ETHYLHEXYL)PHTHALATE	--	--	--	38 J	93 J	--	25 J	--
BUTYL BENZYL PHTHALATE	--	--	--	--	--	--	--	--
CARBAZOLE	--	--	370 J	22 J	73 J	--	--	--
CHRYSENE	--	100 J	1700	71 J	480	--	12 J	--
DIBENZO(A,H)ANTHRACENE	--	--	200 J	--	100 J	--	--	--
DIBENZOFURAN	--	--	260 J	--	--	--	--	--
DI-N-BUTYL PHTHALATE	--	--	--	--	28 J	--	--	--
FLUORANTHENE	--	220 J	4900	190 J	1100	--	21 J	--
FLUORENE	--	--	510 J	19 J	35 J	--	--	--
INDENO(1,2,3-CD)PYRENE	--	59 J	680 J	43 J	330 J	--	--	--
NAPHTHALENE	--	--	330 J	22 J	13 J	--	--	--
PHENANTHRENE	--	74 J	3900	100 J	570	--	--	--
PYRENE	--	170 J	3400	120 J	810	--	17 J	--
PETROLEUM HYDROCARBONS (mg/kg)								
TPH (C10-C32)	1.1 J	52	130 B	43	170	2.7 B	7 J	14 B

TABLE AE-3
SUMMARY OF DETECTED CONCENTRATIONS IN SOIL - FALL 2007 RESULTS
BLOCK E, SOIL RESPONSE ACTION PLAN
LOCKHEED MARTIN MIDDLE RIVER COMPLEX
MIDDLE RIVER, MARYLAND

SAMPLE ID:	SB-506-0001-D	SB-506-0406	SB-506-0810	SB-507-0001	SB-507-0406	SB-507-0810	SB-508-0001	SB-508-0406
LABORATORY ID:	A7K290236023	A7K290236021	A7K290236022	A7K290236024	A7K290236025	A7K290236026	A7K290236027	A7K290236028
SAMPLE DATE:	11/28/2007	11/28/2007	11/28/2007	11/28/2007	11/28/2007	11/28/2007	11/28/2007	11/28/2007
LOCATION:	SB-506	SB-506	SB-506	SB-507	SB-507	SB-507	SB-508	SB-508
DEPTH RANGE:	0 - 1	4 - 6	8 - 10	0 - 1	4 - 6	8 - 10	0 - 1	4 - 6
MISCELLANEOUS (%)								
PERCENT SOLIDS	86.7	86.4	78.5	85.8	81.1	86.3	85.9	85.6
PESTICIDES/PCBs (ug/kg)								
AROCLOR-1260	11 J	--	20 J	--	--	--	15 J	--
VOLATILE SOILS (ug/kg)								
1,1-DICHLOROETHANE	--	--	--	--	--	--	--	--
1,2,3-TRICHLOROBENZENE	--	--	--	--	--	--	--	--
1,2,3-TRIMETHYLBENZENE	--	--	--	--	--	--	--	--
1,2,4-TRICHLOROBENZENE	--	--	--	--	--	--	--	--
1,2,4-TRIMETHYLBENZENE	0.92 B	--	1 B	--	--	--	--	--
1,2-DICHLOROBENZENE	--	--	--	--	--	--	--	--
1,2-DICHLOROETHANE	--	--	--	--	--	--	--	--
1,3-DICHLOROBENZENE	--	--	--	--	--	--	--	--
1,4-DICHLOROBENZENE	--	--	--	--	--	--	--	--
2-BUTANONE	--	--	--	--	2.6 J	--	--	--
4-ISOPROPYLTOLUENE	--	--	--	--	--	--	--	--
ACETONE	--	--	14 J	13 J	56 J	8 J	21 J	--
BENZENE	--	--	--	--	--	--	--	--
CARBON DISULFIDE	--	--	4.2 J	--	--	--	--	--
CHLOROBENZENE	--	--	--	--	--	--	--	--
CIS-1,2-DICHLOROETHENE	--	--	--	--	--	--	--	--
ISOPROPYLBENZENE	--	--	--	--	--	--	--	--
M+P-XYLENES	--	--	--	--	--	--	--	--
METHYLENE CHLORIDE	2.1 B	2.3 B	1.8 B	5.1 B	6.5 B	5.3 B	7.1 B	7.1 B
NAPHTHALENE	--	--	--	--	--	--	--	--
O-XYLENE	--	--	--	--	--	--	--	--
TOLUENE	--	--	--	--	--	--	--	--
TOTAL XYLENES	--	--	--	--	--	--	--	--

TABLE AE-3
SUMMARY OF DETECTED CONCENTRATIONS IN SOIL - FALL 2007 RESULTS
BLOCK E, SOIL RESPONSE ACTION PLAN
LOCKHEED MARTIN MIDDLE RIVER COMPLEX
MIDDLE RIVER, MARYLAND

SAMPLE ID:	SB-506-0001-D	SB-506-0406	SB-506-0810	SB-507-0001	SB-507-0406	SB-507-0810	SB-508-0001	SB-508-0406
LABORATORY ID:	A7K290236023	A7K290236021	A7K290236022	A7K290236024	A7K290236025	A7K290236026	A7K290236027	A7K290236028
SAMPLE DATE:	11/28/2007	11/28/2007	11/28/2007	11/28/2007	11/28/2007	11/28/2007	11/28/2007	11/28/2007
LOCATION:	SB-506	SB-506	SB-506	SB-507	SB-507	SB-507	SB-508	SB-508
DEPTH RANGE:	0 - 1	4 - 6	8 - 10	0 - 1	4 - 6	8 - 10	0 - 1	4 - 6
TRICHLOROFLUOROMETHANE	--	--	--	--	--	--	--	--
VINYL CHLORIDE	--	--	--	--	--	--	--	--
SEMIVOLATILE SOIL (ug/kg)								
2-METHYLNAPHTHALENE	--	--	--	--	--	--	26 J	--
ACENAPHTHENE	--	--	--	--	--	--	--	--
ACENAPHTHYLENE	--	--	--	--	--	--	--	--
ANTHRACENE	--	--	--	--	--	--	--	--
BENZO(A)ANTHRACENE	--	--	--	12 J	--	--	--	--
BENZO(A)PYRENE	--	--	--	14 J	--	--	--	--
BENZO(B)FLUORANTHENE	--	--	--	25 J	--	--	--	--
BENZO(G,H,I)PERYLENE	--	--	--	8 J	--	--	--	--
BENZO(K)FLUORANTHENE	--	--	--	--	--	--	--	--
BIS(2-ETHYLHEXYL)PHTHALATE	24 J	--	--	37 J	--	--	58 J	--
BUTYL BENZYL PHTHALATE	--	--	--	120 J	--	--	--	--
CARBAZOLE	--	--	--	--	--	--	--	--
CHRYSENE	--	--	--	14 J	--	--	--	--
DIBENZO(A,H)ANTHRACENE	--	--	--	--	--	--	--	--
DIBENZOFURAN	--	--	--	--	--	--	--	--
DI-N-BUTYL PHTHALATE	--	--	--	--	--	--	--	--
FLUORANTHENE	--	--	--	19 J	--	--	--	--
FLUORENE	--	--	--	--	--	--	--	--
INDENO(1,2,3-CD)PYRENE	--	--	--	--	--	--	--	--
NAPHTHALENE	--	--	--	--	--	--	10 J	--
PHENANTHRENE	--	--	--	9.4 J	--	--	17 J	--
PYRENE	--	--	--	16 J	--	--	--	--
PETROLEUM HYDROCARBONS (mg/kg)								
TPH (C10-C32)	4.8 J	17 J	3.6 J	13	4.3 J	2.7 B	5.9 J	1.9 B

TABLE AE-3
SUMMARY OF DETECTED CONCENTRATIONS IN SOIL - FALL 2007 RESULTS
BLOCK E, SOIL RESPONSE ACTION PLAN
LOCKHEED MARTIN MIDDLE RIVER COMPLEX
MIDDLE RIVER, MARYLAND

SAMPLE ID:	SB-508-0406-D	SB-508-0810	SB-509-0001	SB-509-0406	SB-509-0810	SB-510-0001	SB-510-0406	SB-510-0810
LABORATORY ID:	A7K290236030	A7K290236029	A7L010179014	A7L010179015	A7L010179016	A7L010179001	A7L010179002	A7L010179003
SAMPLE DATE:	11/28/2007	11/28/2007	11/29/2007	11/29/2007	11/29/2007	11/28/2007	11/28/2007	11/28/2007
LOCATION:	SB-508	SB-508	SB-509	SB-509	SB-509	SB-510	SB-510	SB-510
DEPTH RANGE:	4 - 6	8 - 10	0 - 1	4 - 6	8 - 10	0 - 1	4 - 6	8 - 10
MISCELLANEOUS (%)								
PERCENT SOLIDS	85.1	83.1	86.7	86.3	87.4	89.4	86.9	86.6
PESTICIDES/PCBs (ug/kg)								
AROCLOR-1260	--	--	--	--	--	31 J	--	16 J
VOLATILE SOILS (ug/kg)								
1,1-DICHLOROETHANE	--	--	--	--	--	--	--	--
1,2,3-TRICHLOROBENZENE	--	--	--	--	--	--	--	--
1,2,3-TRIMETHYLBENZENE	--	--	--	--	--	--	--	--
1,2,4-TRICHLOROBENZENE	--	--	--	--	--	--	--	--
1,2,4-TRIMETHYLBENZENE	--	--	--	--	--	--	--	--
1,2-DICHLOROBENZENE	--	--	--	--	--	--	--	--
1,2-DICHLOROETHANE	--	--	--	--	--	--	--	--
1,3-DICHLOROBENZENE	--	--	--	--	--	--	--	--
1,4-DICHLOROBENZENE	--	--	--	--	--	--	--	--
2-BUTANONE	--	4.6 J	--	--	--	--	--	--
4-ISOPROPYLTOLUENE	--	--	--	--	--	--	--	--
ACETONE	--	13 J	--	10 J	15 J	--	--	8.9 J
BENZENE	--	--	--	--	--	--	--	--
CARBON DISULFIDE	--	--	--	--	--	--	--	--
CHLOROBENZENE	--	--	--	--	--	--	--	--
CIS-1,2-DICHLOROETHENE	--	--	--	--	--	--	--	--
ISOPROPYLBENZENE	--	--	--	--	--	--	--	--
M+P-XYLENES	--	--	--	--	--	--	--	--
METHYLENE CHLORIDE	5.4 B	7.2 B	5 B	4.8 B	4.3 B	6.4 B	5.2 B	4.5 B
NAPHTHALENE	--	--	--	--	--	0.55 B	--	--
O-XYLENE	--	--	--	--	--	--	--	--
TOLUENE	--	--	--	--	--	--	--	--
TOTAL XYLENES	--	--	--	--	--	--	--	--

TABLE AE-3
SUMMARY OF DETECTED CONCENTRATIONS IN SOIL - FALL 2007 RESULTS
BLOCK E, SOIL RESPONSE ACTION PLAN
LOCKHEED MARTIN MIDDLE RIVER COMPLEX
MIDDLE RIVER, MARYLAND

SAMPLE ID:	SB-508-0406-D	SB-508-0810	SB-509-0001	SB-509-0406	SB-509-0810	SB-510-0001	SB-510-0406	SB-510-0810
LABORATORY ID:	A7K290236030	A7K290236029	A7L010179014	A7L010179015	A7L010179016	A7L010179001	A7L010179002	A7L010179003
SAMPLE DATE:	11/28/2007	11/28/2007	11/29/2007	11/29/2007	11/29/2007	11/28/2007	11/28/2007	11/28/2007
LOCATION:	SB-508	SB-508	SB-509	SB-509	SB-509	SB-510	SB-510	SB-510
DEPTH RANGE:	4 - 6	8 - 10	0 - 1	4 - 6	8 - 10	0 - 1	4 - 6	8 - 10
TRICHLOROFLUOROMETHANE	--	--	--	--	--	--	--	--
VINYL CHLORIDE	--	--	--	--	--	--	--	--
SEMIVOLATILE SOIL (ug/kg)								
2-METHYLNAPHTHALENE	--	--	--	--	--	--	--	--
ACENAPHTHENE	--	--	--	--	--	--	--	--
ACENAPHTHYLENE	--	--	--	--	--	--	--	--
ANTHRACENE	--	--	--	--	--	--	--	--
BENZO(A)ANTHRACENE	--	--	--	--	--	29 J	--	34 J
BENZO(A)PYRENE	--	--	--	--	--	23 J	--	34 J
BENZO(B)FLUORANTHENE	--	--	--	--	--	41 J	--	64 J
BENZO(G,H,I)PERYLENE	--	--	--	--	--	16 J	--	27 J
BENZO(K)FLUORANTHENE	--	--	--	--	--	15 J	--	18 J
BIS(2-ETHYLHEXYL)PHTHALATE	--	--	--	--	--	--	--	--
BUTYL BENZYL PHTHALATE	--	--	--	--	--	--	--	--
CARBAZOLE	--	--	--	--	--	--	--	--
CHRYSENE	--	--	--	--	--	34 J	--	42 J
DIBENZO(A,H)ANTHRACENE	--	--	--	--	--	--	--	--
DIBENZOFURAN	--	--	--	--	--	--	--	--
DI-N-BUTYL PHTHALATE	--	--	--	--	--	--	--	--
FLUORANTHENE	--	--	--	--	--	57 J	--	78 J
FLUORENE	--	--	--	--	--	--	--	--
INDENO(1,2,3-CD)PYRENE	--	--	--	--	--	13 J	--	24 J
NAPHTHALENE	--	--	--	--	--	--	--	--
PHENANTHRENE	--	--	--	--	--	25 J	--	25 J
PYRENE	--	--	--	--	--	44 J	--	59 J
PETROLEUM HYDROCARBONS (mg/kg)								
TPH (C10-C32)	1.7 B	2.7 B	10 B	13 B	5.6 B	22 B	4.7 B	10 B

TABLE AE-3
SUMMARY OF DETECTED CONCENTRATIONS IN SOIL - FALL 2007 RESULTS
BLOCK E, SOIL RESPONSE ACTION PLAN
LOCKHEED MARTIN MIDDLE RIVER COMPLEX
MIDDLE RIVER, MARYLAND

SAMPLE ID:	SB-510-0810-D	SB-511-0001	SB-511-0406	SB-511-0810	SB-512-0001	SB-512-0406	SB-512-0810	SB-512-0810-D
LABORATORY ID:	A7L010179004	A7L010179005	A7L010179006	A7L010179007	A7L010179008	A7L010179009	A7L010179010	A7L010179023
SAMPLE DATE:	11/28/2007	11/29/2007	11/29/2007	11/29/2007	11/29/2007	11/29/2007	11/29/2007	11/29/2007
LOCATION:	SB-510	SB-511	SB-511	SB-511	SB-512	SB-512	SB-512	SB-512
DEPTH RANGE:	8 - 10	0 - 1	4 - 6	8 - 10	0 - 1	4 - 6	8 - 10	8 - 10
MISCELLANEOUS (%)								
PERCENT SOLIDS	85.7	87.3	85.3	79.9	88.6	87.7	79.7	79.4
PESTICIDES/PCBs (ug/kg)								
AROCLOR-1260	--	49	16 J	--	30 J	--	18 J	53 J
VOLATILE SOILS (ug/kg)								
1,1-DICHLOROETHANE	--	--	--	--	--	--	--	--
1,2,3-TRICHLOROBENZENE	--	--	--	--	--	--	--	--
1,2,3-TRIMETHYLBENZENE	--	--	--	--	--	--	--	--
1,2,4-TRICHLOROBENZENE	--	--	--	--	--	--	--	--
1,2,4-TRIMETHYLBENZENE	--	--	--	--	--	--	--	--
1,2-DICHLOROBENZENE	--	--	--	--	--	--	--	--
1,2-DICHLOROETHANE	--	--	--	--	--	--	--	--
1,3-DICHLOROBENZENE	--	--	--	--	--	--	--	--
1,4-DICHLOROBENZENE	--	--	--	--	--	--	--	--
2-BUTANONE	--	--	--	--	--	--	--	--
4-ISOPROPYLTOLUENE	--	--	--	--	--	--	--	--
ACETONE	--	--	12 J	19 J	8.2 J	--	20 J	12 J
BENZENE	--	--	--	--	--	--	--	--
CARBON DISULFIDE	--	--	--	--	--	--	--	--
CHLOROBENZENE	--	--	--	--	--	--	--	--
CIS-1,2-DICHLOROETHENE	--	--	--	--	--	--	--	--
ISOPROPYLBENZENE	--	--	--	--	--	--	--	--
M+P-XYLENES	--	--	--	--	--	--	--	--
METHYLENE CHLORIDE	4.5 B	5.4 B	5.6 B	5.7 B	5.6 B	6.2 B	4.8 B	4.7 B
NAPHTHALENE	--	--	--	--	1.8 B	--	110 J	51 J
O-XYLENE	--	--	--	--	--	--	--	--
TOLUENE	--	--	--	--	--	--	--	--
TOTAL XYLENES	--	--	--	--	--	--	--	--

TABLE AE-3
SUMMARY OF DETECTED CONCENTRATIONS IN SOIL - FALL 2007 RESULTS
BLOCK E, SOIL RESPONSE ACTION PLAN
LOCKHEED MARTIN MIDDLE RIVER COMPLEX
MIDDLE RIVER, MARYLAND

SAMPLE ID:	SB-510-0810-D	SB-511-0001	SB-511-0406	SB-511-0810	SB-512-0001	SB-512-0406	SB-512-0810	SB-512-0810-D
LABORATORY ID:	A7L010179004	A7L010179005	A7L010179006	A7L010179007	A7L010179008	A7L010179009	A7L010179010	A7L010179023
SAMPLE DATE:	11/28/2007	11/29/2007	11/29/2007	11/29/2007	11/29/2007	11/29/2007	11/29/2007	11/29/2007
LOCATION:	SB-510	SB-511	SB-511	SB-511	SB-512	SB-512	SB-512	SB-512
DEPTH RANGE:	8 - 10	0 - 1	4 - 6	8 - 10	0 - 1	4 - 6	8 - 10	8 - 10
TRICHLOROFLUOROMETHANE	--	--	--	--	--	--	--	--
VINYL CHLORIDE	--	--	--	--	--	--	--	--
SEMIVOLATILE SOIL (ug/kg)								
2-METHYLNAPHTHALENE	--	--	--	--	--	--	--	63 J
ACENAPHTHENE	--	--	--	--	--	--	--	35 J
ACENAPHTHYLENE	--	--	--	--	--	--	--	18 J
ANTHRACENE	--	--	--	--	--	--	--	58 J
BENZO(A)ANTHRACENE	23 J	59 J	8.8 J	--	22 J	--	63 J	280 J
BENZO(A)PYRENE	21 J	62 J	--	--	17 J	--	75 J	310 J
BENZO(B)FLUORANTHENE	37 J	100 J	9.8 J	--	37 J	--	98 J	370 J
BENZO(G,H,I)PERYLENE	17 J	55 J	--	--	16 J	--	68 J	250 J
BENZO(K)FLUORANTHENE	14 J	55 J	--	--	--	--	--	150 J
BIS(2-ETHYLHEXYL)PHTHALATE	--	--	--	--	--	--	--	--
BUTYL BENZYL PHTHALATE	--	--	--	--	--	--	--	--
CARBAZOLE	--	--	--	--	--	--	--	--
CHRYSENE	23 J	75 J	8.7 J	--	24 J	--	79 J	360 J
DIBENZO(A,H)ANTHRACENE	--	14 J	--	--	--	--	--	61 J
DIBENZOFURAN	--	--	--	--	--	--	--	91 J
DI-N-BUTYL PHTHALATE	--	--	--	--	--	--	--	--
FLUORANTHENE	46 J	120 J	12 J	9.2 J	61 J	--	120 J	600 J
FLUORENE	--	--	--	--	--	--	--	17 J
INDENO(1,2,3-CD)PYRENE	16 J	47 J	--	--	14 J	--	48 J	180 J
NAPHTHALENE	--	--	--	--	--	--	--	65 J
PHENANTHRENE	15 J	29 J	--	--	59 J	--	90 J	550 J
PYRENE	34 J	83 J	9.2 J	--	47 J	--	140 J	710 J
PETROLEUM HYDROCARBONS (mg/kg)								
TPH (C10-C32)	6.4 B	9 B	1.6 B	7.2 B	33	6.1 B	21 B	23

TABLE AE-3
SUMMARY OF DETECTED CONCENTRATIONS IN SOIL - FALL 2007 RESULTS
BLOCK E, SOIL RESPONSE ACTION PLAN
LOCKHEED MARTIN MIDDLE RIVER COMPLEX
MIDDLE RIVER, MARYLAND

SAMPLE ID:	SB-513-0001	SB-513-0406	SB-513-0810	SB-514-0001	SB-514-0406	SB-514-0810	SB-514-0810-D	SB-515-0001
LABORATORY ID:	A7L010179011	A7L010179012	A7L010179013	A7L010179017	A7L010179018	A7L010179019	A7L010179024	A7L010179020
SAMPLE DATE:	11/29/2007	11/29/2007	11/29/2007	11/29/2007	11/29/2007	11/29/2007	11/29/2007	11/29/2007
LOCATION:	SB-513	SB-513	SB-513	SB-514	SB-514	SB-514	SB-514	SB-515
DEPTH RANGE:	0 - 1	4 - 6	8 - 10	0 - 1	4 - 6	8 - 10	8 - 10	0 - 1
MISCELLANEOUS (%)								
PERCENT SOLIDS	85.5	85.2	85.6	86.3	82.7	84.4	84.8	84.8
PESTICIDES/PCBs (ug/kg)								
AROCLOR-1260	84	--	--	--	--	--	--	290
VOLATILE SOILS (ug/kg)								
1,1-DICHLOROETHANE	--	--	--	--	--	--	--	--
1,2,3-TRICHLOROBENZENE	--	--	--	--	--	--	--	--
1,2,3-TRIMETHYLBENZENE	--	--	--	--	--	--	--	--
1,2,4-TRICHLOROBENZENE	--	--	--	--	--	--	--	--
1,2,4-TRIMETHYLBENZENE	--	--	--	--	--	--	--	--
1,2-DICHLOROBENZENE	--	--	--	--	--	--	--	--
1,2-DICHLOROETHANE	--	--	--	--	--	--	--	--
1,3-DICHLOROBENZENE	--	--	--	--	--	--	--	--
1,4-DICHLOROBENZENE	--	--	--	--	--	--	--	--
2-BUTANONE	--	2.7 J	--	2.7 J	9.3 J	--	--	--
4-ISOPROPYLTOLUENE	--	--	--	--	--	--	--	--
ACETONE	--	69 J	26 J	51 J	130 J	38 J	49 J	11 J
BENZENE	--	--	--	--	--	--	--	--
CARBON DISULFIDE	--	--	--	0.66 J	--	--	--	--
CHLOROBENZENE	--	--	--	--	--	--	--	--
CIS-1,2-DICHLOROETHENE	--	--	--	--	--	--	--	--
ISOPROPYLBENZENE	--	--	--	--	--	--	--	--
M+P-XYLENES	--	--	--	--	--	--	--	--
METHYLENE CHLORIDE	3.6 B	4.4 B	5.5 B	5.6 B	5.9 B	5.8 B	3.2 B	5.9 B
NAPHTHALENE	0.67 B	--	--	--	--	--	--	--
O-XYLENE	--	--	--	--	--	--	--	--
TOLUENE	--	--	--	--	--	--	--	--
TOTAL XYLENES	--	--	--	--	--	--	--	--

TABLE AE-3
SUMMARY OF DETECTED CONCENTRATIONS IN SOIL - FALL 2007 RESULTS
BLOCK E, SOIL RESPONSE ACTION PLAN
LOCKHEED MARTIN MIDDLE RIVER COMPLEX
MIDDLE RIVER, MARYLAND

SAMPLE ID:	SB-513-0001	SB-513-0406	SB-513-0810	SB-514-0001	SB-514-0406	SB-514-0810	SB-514-0810-D	SB-515-0001
LABORATORY ID:	A7L010179011	A7L010179012	A7L010179013	A7L010179017	A7L010179018	A7L010179019	A7L010179024	A7L010179020
SAMPLE DATE:	11/29/2007	11/29/2007	11/29/2007	11/29/2007	11/29/2007	11/29/2007	11/29/2007	11/29/2007
LOCATION:	SB-513	SB-513	SB-513	SB-514	SB-514	SB-514	SB-514	SB-515
DEPTH RANGE:	0 - 1	4 - 6	8 - 10	0 - 1	4 - 6	8 - 10	8 - 10	0 - 1
TRICHLOROFLUOROMETHANE	--	--	--	--	--	--	--	--
VINYL CHLORIDE	--	--	--	--	--	--	--	--
SEMIVOLATILE SOIL (ug/kg)								
2-METHYLNAPHTHALENE	--	--	--	--	--	--	--	--
ACENAPHTHENE	--	--	--	--	--	--	--	32 J
ACENAPHTHYLENE	--	--	--	--	--	--	--	--
ANTHRACENE	--	--	--	--	--	--	--	71 J
BENZO(A)ANTHRACENE	--	--	--	--	--	--	--	550
BENZO(A)PYRENE	--	--	--	--	--	--	--	630
BENZO(B)FLUORANTHENE	15 J	10 J	--	--	--	--	--	860
BENZO(G,H,I)PERYLENE	--	--	--	--	--	--	--	490
BENZO(K)FLUORANTHENE	--	--	--	--	--	--	--	390
BIS(2-ETHYLHEXYL)PHTHALATE	--	--	--	--	--	28 J	24 J	43 J
BUTYL BENZYL PHTHALATE	--	--	--	--	--	--	--	78 J
CARBAZOLE	--	--	--	--	--	--	--	41 J
CHRYSENE	--	--	--	--	--	--	--	680
DIBENZO(A,H)ANTHRACENE	--	--	--	--	--	--	--	130 J
DIBENZOFURAN	--	--	--	--	--	--	--	--
DI-N-BUTYL PHTHALATE	--	--	--	--	--	--	--	--
FLUORANTHENE	9.5 J	--	--	--	--	--	--	1200
FLUORENE	--	--	--	--	--	--	--	26 J
INDENO(1,2,3-CD)PYRENE	--	--	--	--	--	--	--	420
NAPHTHALENE	--	--	--	--	--	--	--	--
PHENANTHRENE	--	--	--	--	--	--	--	430
PYRENE	--	--	--	--	--	--	--	830
PETROLEUM HYDROCARBONS (mg/kg)								
TPH (C10-C32)	2.2 J	8.4 B	0.99 B	1.8 B	9.1 B	8.3 B	2.7 B	2.2 J

TABLE AE-3
SUMMARY OF DETECTED CONCENTRATIONS IN SOIL - FALL 2007 RESULTS
BLOCK E, SOIL RESPONSE ACTION PLAN
LOCKHEED MARTIN MIDDLE RIVER COMPLEX
MIDDLE RIVER, MARYLAND

SAMPLE ID:	SB-515-0406	SB-515-0810	SB-516-0001	SB-517-0001	SB-517-0406	SB-517-0810	SB-518-0001	SB-518-0406
LABORATORY ID:	A7L010179021	A7L010179022	A7L010179034	A7L010179025	A7L010179026	A7L010179027	A7L010179028	A7L010179029
SAMPLE DATE:	11/29/2007	11/29/2007	11/30/2007	11/30/2007	11/30/2007	11/30/2007	11/30/2007	11/30/2007
LOCATION:	SB-515	SB-515	SB-516	SB-517	SB-517	SB-517	SB-518	SB-518
DEPTH RANGE:	4 - 6	8 - 10	0 - 1	0 - 1	4 - 6	8 - 10	0 - 1	4 - 6
MISCELLANEOUS (%)								
PERCENT SOLIDS	82.6	80.8	83.9	88.4	82.5	82.6	82.9	83.1
PESTICIDES/PCBs (ug/kg)								
AROCLOR-1260	--	19 J	--	--	--	190	--	--
VOLATILE SOILS (ug/kg)								
1,1-DICHLOROETHANE	0.69 J	0.69 J	--	--	--	--	--	--
1,2,3-TRICHLOROBENZENE	--	--	--	--	--	--	--	--
1,2,3-TRIMETHYLBENZENE	--	--	--	--	--	--	--	--
1,2,4-TRICHLOROBENZENE	--	--	--	--	--	--	--	--
1,2,4-TRIMETHYLBENZENE	--	--	--	--	--	--	--	1.1 B
1,2-DICHLOROBENZENE	--	--	--	--	--	--	--	--
1,2-DICHLOROETHANE	--	--	--	--	--	--	--	--
1,3-DICHLOROBENZENE	--	--	--	--	--	--	--	--
1,4-DICHLOROBENZENE	--	--	--	--	--	--	--	--
2-BUTANONE	--	--	5.3 J	--	--	--	4.1 J	--
4-ISOPROPYLTOLUENE	--	--	--	--	--	--	--	--
ACETONE	16 J	--	18 J	--	--	8.4 J	74 J	24 J
BENZENE	--	--	--	--	--	--	--	--
CARBON DISULFIDE	--	--	--	--	--	--	--	--
CHLOROBENZENE	--	--	--	--	--	--	--	--
CIS-1,2-DICHLOROETHENE	9.7	6 J	--	--	--	--	--	--
ISOPROPYLBENZENE	--	--	--	--	--	--	--	--
M+P-XYLENES	--	--	--	--	--	--	--	--
METHYLENE CHLORIDE	5.5 B	4.9 B	5.8 B	3.1 B	4.4 B	3.7 B	4.8 B	4.2 B
NAPHTHALENE	--	--	--	--	--	--	--	--
O-XYLENE	--	--	--	--	--	--	--	--
TOLUENE	--	--	--	--	--	--	--	--
TOTAL XYLENES	--	--	--	--	--	--	--	--

TABLE AE-3
SUMMARY OF DETECTED CONCENTRATIONS IN SOIL - FALL 2007 RESULTS
BLOCK E, SOIL RESPONSE ACTION PLAN
LOCKHEED MARTIN MIDDLE RIVER COMPLEX
MIDDLE RIVER, MARYLAND
PAGE 20 OF 34

SAMPLE ID:	SB-515-0406	SB-515-0810	SB-516-0001	SB-517-0001	SB-517-0406	SB-517-0810	SB-518-0001	SB-518-0406
LABORATORY ID:	A7L010179021	A7L010179022	A7L010179034	A7L010179025	A7L010179026	A7L010179027	A7L010179028	A7L010179029
SAMPLE DATE:	11/29/2007	11/29/2007	11/30/2007	11/30/2007	11/30/2007	11/30/2007	11/30/2007	11/30/2007
LOCATION:	SB-515	SB-515	SB-516	SB-517	SB-517	SB-517	SB-518	SB-518
DEPTH RANGE:	4 - 6	8 - 10	0 - 1	0 - 1	4 - 6	8 - 10	0 - 1	4 - 6
TRICHLOROFLUOROMETHANE	--	--	--	--	--	--	--	--
VINYL CHLORIDE	3.5 J	0.48 J	--	--	--	--	--	--
SEMIVOLATILE SOIL (ug/kg)								
2-METHYLNAPHTHALENE	--	--	--	--	--	--	--	--
ACENAPHTHENE	--	--	--	--	--	--	--	--
ACENAPHTHYLENE	--	--	--	--	--	--	--	--
ANTHRACENE	--	--	34 J	--	--	--	--	--
BENZO(A)ANTHRACENE	--	--	170 J	13 J	--	29 J	--	--
BENZO(A)PYRENE	--	--	150 J	15 J	--	30 J	--	--
BENZO(B)FLUORANTHENE	--	14 J	210 J	31 J	--	48 J	--	--
BENZO(G,H,I)PERYLENE	--	--	96 J	11 J	--	21 J	--	--
BENZO(K)FLUORANTHENE	--	--	97 J	8.7 J	--	16 J	--	--
BIS(2-ETHYLHEXYL)PHTHALATE	--	--	--	--	--	30 J	--	--
BUTYL BENZYL PHTHALATE	--	--	--	--	--	--	--	--
CARBAZOLE	--	--	--	--	--	--	--	--
CHRYSENE	--	--	170 J	13 J	--	32 J	--	--
DIBENZO(A,H)ANTHRACENE	--	--	--	--	--	--	--	--
DIBENZOFURAN	--	--	--	--	--	--	--	--
DI-N-BUTYL PHTHALATE	--	--	--	--	--	--	--	--
FLUORANTHENE	--	--	320 J	15 J	--	57 J	--	--
FLUORENE	--	--	--	--	--	--	--	--
INDENO(1,2,3-CD)PYRENE	--	--	83 J	9.2 J	--	17 J	--	--
NAPHTHALENE	--	--	--	--	--	--	--	--
PHENANTHRENE	--	--	120 J	--	--	25 J	--	--
PYRENE	--	--	250 J	13 J	--	48 J	--	--
PETROLEUM HYDROCARBONS (mg/kg)								
TPH (C10-C32)	2 B	2.2 B	23	4 J	1.6 B	1.8 B	0.61 B	1.8 B

TABLE AE-3
SUMMARY OF DETECTED CONCENTRATIONS IN SOIL - FALL 2007 RESULTS
BLOCK E, SOIL RESPONSE ACTION PLAN
LOCKHEED MARTIN MIDDLE RIVER COMPLEX
MIDDLE RIVER, MARYLAND

SAMPLE ID:	SB-518-0810	SB-519-0001	SB-519-0406	SB-519-0810	SB-520-0001	SB-520-0406	SB-520-0810	SS-521
LABORATORY ID:	A7L010179030	A7L010179031	A7L010179032	A7L010179033	A7L010179035	A7L010179036	A7L010179037	A7L050404001
SAMPLE DATE:	11/30/2007	11/30/2007	11/30/2007	11/30/2007	11/30/2007	11/30/2007	11/30/2007	12/4/2007
LOCATION:	SB-518	SB-519	SB-519	SB-519	SB-520	SB-520	SB-520	SS-521
DEPTH RANGE:	8 - 10	0 - 1	4 - 6	8 - 10	0 - 1	4 - 6	8 - 10	SS
MISCELLANEOUS (%)								
PERCENT SOLIDS	76.9	85	86.1	86.2	81	82.4	82.9	79
PESTICIDES/PCBs (ug/kg)								
AROCLOR-1260	--	--	--	--	--	--	--	NA
VOLATILE SOILS (ug/kg)								
1,1-DICHLOROETHANE	--	--	--	--	--	--	0.48 J	NA
1,2,3-TRICHLOROBENZENE	--	--	--	--	--	--	--	NA
1,2,3-TRIMETHYLBENZENE	--	--	--	--	--	--	--	NA
1,2,4-TRICHLOROBENZENE	--	--	--	--	--	--	--	NA
1,2,4-TRIMETHYLBENZENE	--	--	--	--	--	--	--	NA
1,2-DICHLOROBENZENE	--	--	--	--	--	--	--	NA
1,2-DICHLOROETHANE	--	--	--	--	--	--	--	NA
1,3-DICHLOROBENZENE	--	--	--	--	--	--	--	NA
1,4-DICHLOROBENZENE	--	--	--	--	--	--	--	NA
2-BUTANONE	--	--	--	--	--	--	--	NA
4-ISOPROPYLTOLUENE	--	--	--	--	--	--	--	NA
ACETONE	14 J	7.5 J	9 J	14 J	--	9.9 J	--	NA
BENZENE	--	--	--	--	--	--	--	NA
CARBON DISULFIDE	--	--	--	--	--	--	--	NA
CHLOROBENZENE	--	--	--	--	--	--	--	NA
CIS-1,2-DICHLOROETHENE	--	--	--	--	--	--	--	NA
ISOPROPYLBENZENE	--	--	--	--	--	--	--	NA
M+P-XYLENES	--	--	--	--	--	--	--	NA
METHYLENE CHLORIDE	5.7 B	3.6 B	6.1 B	5.1 B	4.6 B	5.8 B	5.1 B	NA
NAPHTHALENE	--	--	0.69 B	--	--	--	--	NA
O-XYLENE	--	--	--	--	--	--	--	NA
TOLUENE	--	--	--	--	--	--	--	NA
TOTAL XYLENES	--	--	--	--	--	--	--	NA

TABLE AE-3
SUMMARY OF DETECTED CONCENTRATIONS IN SOIL - FALL 2007 RESULTS
BLOCK E, SOIL RESPONSE ACTION PLAN
LOCKHEED MARTIN MIDDLE RIVER COMPLEX
MIDDLE RIVER, MARYLAND

SAMPLE ID:	SB-518-0810	SB-519-0001	SB-519-0406	SB-519-0810	SB-520-0001	SB-520-0406	SB-520-0810	SS-521
LABORATORY ID:	A7L010179030	A7L010179031	A7L010179032	A7L010179033	A7L010179035	A7L010179036	A7L010179037	A7L050404001
SAMPLE DATE:	11/30/2007	11/30/2007	11/30/2007	11/30/2007	11/30/2007	11/30/2007	11/30/2007	12/4/2007
LOCATION:	SB-518	SB-519	SB-519	SB-519	SB-520	SB-520	SB-520	SS-521
DEPTH RANGE:	8 - 10	0 - 1	4 - 6	8 - 10	0 - 1	4 - 6	8 - 10	SS
TRICHLOROFLUOROMETHANE	--	--	--	--	--	--	29	NA
VINYL CHLORIDE	--	--	--	--	--	--	--	NA
SEMIVOLATILE SOIL (ug/kg)								
2-METHYLNAPHTHALENE	--	--	--	--	--	--	--	NA
ACENAPHTHENE	--	--	--	--	--	--	--	NA
ACENAPHTHYLENE	--	--	--	--	--	--	--	NA
ANTHRACENE	--	--	--	--	--	--	--	NA
BENZO(A)ANTHRACENE	--	--	--	--	33 J	--	8.6 J	NA
BENZO(A)PYRENE	--	--	--	--	32 J	--	--	NA
BENZO(B)FLUORANTHENE	--	12 J	--	--	46 J	--	12 J	NA
BENZO(G,H,I)PERYLENE	--	--	--	--	22 J	--	--	NA
BENZO(K)FLUORANTHENE	--	--	--	--	--	--	--	NA
BIS(2-ETHYLHEXYL)PHTHALATE	--	31 J	--	--	--	--	--	NA
BUTYL BENZYL PHTHALATE	--	--	--	--	--	--	--	NA
CARBAZOLE	--	--	--	--	--	--	--	NA
CHRYSENE	--	--	--	--	39 J	--	9.2 J	NA
DIBENZO(A,H)ANTHRACENE	--	--	--	--	--	--	--	NA
DIBENZOFURAN	--	--	--	--	--	--	--	NA
DI-N-BUTYL PHTHALATE	--	--	--	--	--	--	--	NA
FLUORANTHENE	--	--	--	--	69 J	--	15 J	NA
FLUORENE	--	--	--	--	--	--	--	NA
INDENO(1,2,3-CD)PYRENE	--	--	--	--	19 J	--	--	NA
NAPHTHALENE	--	--	--	--	--	--	--	NA
PHENANTHRENE	--	--	--	--	40 J	--	--	NA
PYRENE	--	--	--	--	57 J	--	12 J	NA
PETROLEUM HYDROCARBONS (mg/kg)								
TPH (C10-C32)	1.7 B	2.8 B	1.5 B	1.3 B	5.2 B	1.3 B	1.1 B	NA

TABLE AE-3
SUMMARY OF DETECTED CONCENTRATIONS IN SOIL - FALL 2007 RESULTS
BLOCK E, SOIL RESPONSE ACTION PLAN
LOCKHEED MARTIN MIDDLE RIVER COMPLEX
MIDDLE RIVER, MARYLAND

SAMPLE ID:	SS-521DL	SS-522	SS-522DL	SS-523	SS-523DL	SS-524	SS-524DL
LABORATORY ID:	A7L050404001	A7L050404002	A7L050404002	A7L050404003	A7L050404003	A7L050404004	A7L050404004
SAMPLE DATE:	12/4/2007	12/4/2007	12/4/2007	12/4/2007	12/4/2007	12/4/2007	12/4/2007
LOCATION:	SS-521	SS-522	SS-522	SS-523	SS-523	SS-524	SS-524
DEPTH RANGE:	SS	SS	SS	SS	SS	SS	SS
MISCELLANEOUS (%)							
PERCENT SOLIDS	NA	80	NA	86.9	NA	83.3	NA
PESTICIDES/PCBs (ug/kg)							
AROCLOR-1260	3100	NA	3400	NA	2100	NA	52000
VOLATILE SOILS (ug/kg)							
1,1-DICHLOROETHANE	NA	NA	NA	NA	NA	NA	NA
1,2,3-TRICHLOROBENZENE	NA	NA	NA	NA	NA	NA	NA
1,2,3-TRIMETHYLBENZENE	NA	NA	NA	NA	NA	NA	NA
1,2,4-TRICHLOROBENZENE	NA	NA	NA	NA	NA	NA	NA
1,2,4-TRIMETHYLBENZENE	NA	NA	NA	NA	NA	NA	NA
1,2-DICHLOROBENZENE	NA	NA	NA	NA	NA	NA	NA
1,2-DICHLOROETHANE	NA	NA	NA	NA	NA	NA	NA
1,3-DICHLOROBENZENE	NA	NA	NA	NA	NA	NA	NA
1,4-DICHLOROBENZENE	NA	NA	NA	NA	NA	NA	NA
2-BUTANONE	NA	NA	NA	NA	NA	NA	NA
4-ISOPROPYLTOLUENE	NA	NA	NA	NA	NA	NA	NA
ACETONE	NA	NA	NA	NA	NA	NA	NA
BENZENE	NA	NA	NA	NA	NA	NA	NA
CARBON DISULFIDE	NA	NA	NA	NA	NA	NA	NA
CHLOROBENZENE	NA	NA	NA	NA	NA	NA	NA
CIS-1,2-DICHLOROETHENE	NA	NA	NA	NA	NA	NA	NA
ISOPROPYLBENZENE	NA	NA	NA	NA	NA	NA	NA
M+P-XYLENES	NA	NA	NA	NA	NA	NA	NA
METHYLENE CHLORIDE	NA	NA	NA	NA	NA	NA	NA
NAPHTHALENE	NA	NA	NA	NA	NA	NA	NA
O-XYLENE	NA	NA	NA	NA	NA	NA	NA
TOLUENE	NA	NA	NA	NA	NA	NA	NA
TOTAL XYLENES	NA	NA	NA	NA	NA	NA	NA

TABLE AE-3
SUMMARY OF DETECTED CONCENTRATIONS IN SOIL - FALL 2007 RESULTS
BLOCK E, SOIL RESPONSE ACTION PLAN
LOCKHEED MARTIN MIDDLE RIVER COMPLEX
MIDDLE RIVER, MARYLAND

SAMPLE ID:	SS-521DL	SS-522	SS-522DL	SS-523	SS-523DL	SS-524	SS-524DL
LABORATORY ID:	A7L050404001	A7L050404002	A7L050404002	A7L050404003	A7L050404003	A7L050404004	A7L050404004
SAMPLE DATE:	12/4/2007	12/4/2007	12/4/2007	12/4/2007	12/4/2007	12/4/2007	12/4/2007
LOCATION:	SS-521	SS-522	SS-522	SS-523	SS-523	SS-524	SS-524
DEPTH RANGE:	SS	SS	SS	SS	SS	SS	SS
TRICHLOROFLUOROMETHANE	NA	NA	NA	NA	NA	NA	NA
VINYL CHLORIDE	NA	NA	NA	NA	NA	NA	NA
SEMIVOLATILE SOIL (ug/kg)							
2-METHYLNAPHTHALENE	NA	NA	NA	NA	NA	NA	NA
ACENAPHTHENE	NA	NA	NA	NA	NA	NA	NA
ACENAPHTHYLENE	NA	NA	NA	NA	NA	NA	NA
ANTHRACENE	NA	NA	NA	NA	NA	NA	NA
BENZO(A)ANTHRACENE	NA	NA	NA	NA	NA	NA	NA
BENZO(A)PYRENE	NA	NA	NA	NA	NA	NA	NA
BENZO(B)FLUORANTHENE	NA	NA	NA	NA	NA	NA	NA
BENZO(G,H,I)PERYLENE	NA	NA	NA	NA	NA	NA	NA
BENZO(K)FLUORANTHENE	NA	NA	NA	NA	NA	NA	NA
BIS(2-ETHYLHEXYL)PHTHALATE	NA	NA	NA	NA	NA	NA	NA
BUTYL BENZYL PHTHALATE	NA	NA	NA	NA	NA	NA	NA
CARBAZOLE	NA	NA	NA	NA	NA	NA	NA
CHRYSENE	NA	NA	NA	NA	NA	NA	NA
DIBENZO(A,H)ANTHRACENE	NA	NA	NA	NA	NA	NA	NA
DIBENZOFURAN	NA	NA	NA	NA	NA	NA	NA
DI-N-BUTYL PHTHALATE	NA	NA	NA	NA	NA	NA	NA
FLUORANTHENE	NA	NA	NA	NA	NA	NA	NA
FLUORENE	NA	NA	NA	NA	NA	NA	NA
INDENO(1,2,3-CD)PYRENE	NA	NA	NA	NA	NA	NA	NA
NAPHTHALENE	NA	NA	NA	NA	NA	NA	NA
PHENANTHRENE	NA	NA	NA	NA	NA	NA	NA
PYRENE	NA	NA	NA	NA	NA	NA	NA
PETROLEUM HYDROCARBONS (mg/kg)							
TPH (C10-C32)	NA	NA	NA	NA	NA	NA	NA

TABLE AE-3
SUMMARY OF DETECTED CONCENTRATIONS IN SOIL - FALL 2007 RESULTS
BLOCK E, SOIL RESPONSE ACTION PLAN
LOCKHEED MARTIN MIDDLE RIVER COMPLEX
MIDDLE RIVER, MARYLAND
PAGE 25 OF 34

SAMPLE ID:	SS-525	SS-525DL	SS-526	SS-526DL	SS-527	SS-527DL	SS-528
LABORATORY ID:	A7L050404005	A7L050404005	A7L050404006	A7L050404006	A7L050404007	A7L050404007	A7L050404008
SAMPLE DATE:	12/4/2007	12/4/2007	12/4/2007	12/4/2007	12/4/2007	12/4/2007	12/4/2007
LOCATION:	SS-525	SS-525	SS-526	SS-526	SS-527	SS-527	SS-528
DEPTH RANGE:	SS	SS	SS	SS	SS	SS	SS
MISCELLANEOUS (%)							
PERCENT SOLIDS	77.1	NA	76	NA	46.1	NA	77.5
PESTICIDES/PCBs (ug/kg)							
AROCLOR-1260	NA	54000	NA	82000	NA	62000	NA
VOLATILE SOILS (ug/kg)							
1,1-DICHLOROETHANE	NA	NA	NA	NA	NA	NA	NA
1,2,3-TRICHLOROBENZENE	NA	NA	NA	NA	NA	NA	NA
1,2,3-TRIMETHYLBENZENE	NA	NA	NA	NA	NA	NA	NA
1,2,4-TRICHLOROBENZENE	NA	NA	NA	NA	NA	NA	NA
1,2,4-TRIMETHYLBENZENE	NA	NA	NA	NA	NA	NA	NA
1,2-DICHLOROBENZENE	NA	NA	NA	NA	NA	NA	NA
1,2-DICHLOROETHANE	NA	NA	NA	NA	NA	NA	NA
1,3-DICHLOROBENZENE	NA	NA	NA	NA	NA	NA	NA
1,4-DICHLOROBENZENE	NA	NA	NA	NA	NA	NA	NA
2-BUTANONE	NA	NA	NA	NA	NA	NA	NA
4-ISOPROPYLTOLUENE	NA	NA	NA	NA	NA	NA	NA
ACETONE	NA	NA	NA	NA	NA	NA	NA
BENZENE	NA	NA	NA	NA	NA	NA	NA
CARBON DISULFIDE	NA	NA	NA	NA	NA	NA	NA
CHLOROBENZENE	NA	NA	NA	NA	NA	NA	NA
CIS-1,2-DICHLOROETHENE	NA	NA	NA	NA	NA	NA	NA
ISOPROPYLBENZENE	NA	NA	NA	NA	NA	NA	NA
M+P-XYLENES	NA	NA	NA	NA	NA	NA	NA
METHYLENE CHLORIDE	NA	NA	NA	NA	NA	NA	NA
NAPHTHALENE	NA	NA	NA	NA	NA	NA	NA
O-XYLENE	NA	NA	NA	NA	NA	NA	NA
TOLUENE	NA	NA	NA	NA	NA	NA	NA
TOTAL XYLENES	NA	NA	NA	NA	NA	NA	NA

TABLE AE-3
SUMMARY OF DETECTED CONCENTRATIONS IN SOIL - FALL 2007 RESULTS
BLOCK E, SOIL RESPONSE ACTION PLAN
LOCKHEED MARTIN MIDDLE RIVER COMPLEX
MIDDLE RIVER, MARYLAND

SAMPLE ID:	SS-525	SS-525DL	SS-526	SS-526DL	SS-527	SS-527DL	SS-528
LABORATORY ID:	A7L050404005	A7L050404005	A7L050404006	A7L050404006	A7L050404007	A7L050404007	A7L050404008
SAMPLE DATE:	12/4/2007	12/4/2007	12/4/2007	12/4/2007	12/4/2007	12/4/2007	12/4/2007
LOCATION:	SS-525	SS-525	SS-526	SS-526	SS-527	SS-527	SS-528
DEPTH RANGE:	SS	SS	SS	SS	SS	SS	SS
TRICHLOROFLUOROMETHANE	NA	NA	NA	NA	NA	NA	NA
VINYL CHLORIDE	NA	NA	NA	NA	NA	NA	NA
SEMIVOLATILE SOIL (ug/kg)							
2-METHYLNAPHTHALENE	NA	NA	NA	NA	NA	NA	NA
ACENAPHTHENE	NA	NA	NA	NA	NA	NA	NA
ACENAPHTHYLENE	NA	NA	NA	NA	NA	NA	NA
ANTHRACENE	NA	NA	NA	NA	NA	NA	NA
BENZO(A)ANTHRACENE	NA	NA	NA	NA	NA	NA	NA
BENZO(A)PYRENE	NA	NA	NA	NA	NA	NA	NA
BENZO(B)FLUORANTHENE	NA	NA	NA	NA	NA	NA	NA
BENZO(G,H,I)PERYLENE	NA	NA	NA	NA	NA	NA	NA
BENZO(K)FLUORANTHENE	NA	NA	NA	NA	NA	NA	NA
BIS(2-ETHYLHEXYL)PHTHALATE	NA	NA	NA	NA	NA	NA	NA
BUTYL BENZYL PHTHALATE	NA	NA	NA	NA	NA	NA	NA
CARBAZOLE	NA	NA	NA	NA	NA	NA	NA
CHRYSENE	NA	NA	NA	NA	NA	NA	NA
DIBENZO(A,H)ANTHRACENE	NA	NA	NA	NA	NA	NA	NA
DIBENZOFURAN	NA	NA	NA	NA	NA	NA	NA
DI-N-BUTYL PHTHALATE	NA	NA	NA	NA	NA	NA	NA
FLUORANTHENE	NA	NA	NA	NA	NA	NA	NA
FLUORENE	NA	NA	NA	NA	NA	NA	NA
INDENO(1,2,3-CD)PYRENE	NA	NA	NA	NA	NA	NA	NA
NAPHTHALENE	NA	NA	NA	NA	NA	NA	NA
PHENANTHRENE	NA	NA	NA	NA	NA	NA	NA
PYRENE	NA	NA	NA	NA	NA	NA	NA
PETROLEUM HYDROCARBONS (mg/kg)							
TPH (C10-C32)	NA	NA	NA	NA	NA	NA	NA

TABLE AE-3
SUMMARY OF DETECTED CONCENTRATIONS IN SOIL - FALL 2007 RESULTS
BLOCK E, SOIL RESPONSE ACTION PLAN
LOCKHEED MARTIN MIDDLE RIVER COMPLEX
MIDDLE RIVER, MARYLAND
PAGE 27 OF 34

SAMPLE ID:	SS-528DL	SS-529	SS-529DL	SS-530	SS-530DL	SS-531	SS-531DL
LABORATORY ID:	A7L050404008	A7L050404009	A7L050404009	A7L050404010	A7L050404010	A7L050404011	A7L050404011
SAMPLE DATE:	12/4/2007	12/4/2007	12/4/2007	12/4/2007	12/4/2007	12/4/2007	12/4/2007
LOCATION:	SS-528	SS-529	SS-529	SS-530	SS-530	SS-531	SS-531
DEPTH RANGE:	SS	SS	SS	SS	SS	SS	SS
MISCELLANEOUS (%)							
PERCENT SOLIDS	NA	83.9	NA	74.5	NA	86.5	NA
PESTICIDES/PCBs (ug/kg)							
AROCLOR-1260	34000	NA	1500000	NA	690000	NA	190000
VOLATILE SOILS (ug/kg)							
1,1-DICHLOROETHANE	NA	NA	NA	NA	NA	NA	NA
1,2,3-TRICHLOROBENZENE	NA	NA	NA	NA	NA	NA	NA
1,2,3-TRIMETHYLBENZENE	NA	NA	NA	NA	NA	NA	NA
1,2,4-TRICHLOROBENZENE	NA	NA	NA	NA	NA	NA	NA
1,2,4-TRIMETHYLBENZENE	NA	NA	NA	NA	NA	NA	NA
1,2-DICHLOROBENZENE	NA	NA	NA	NA	NA	NA	NA
1,2-DICHLOROETHANE	NA	NA	NA	NA	NA	NA	NA
1,3-DICHLOROBENZENE	NA	NA	NA	NA	NA	NA	NA
1,4-DICHLOROBENZENE	NA	NA	NA	NA	NA	NA	NA
2-BUTANONE	NA	NA	NA	NA	NA	NA	NA
4-ISOPROPYLTOLUENE	NA	NA	NA	NA	NA	NA	NA
ACETONE	NA	NA	NA	NA	NA	NA	NA
BENZENE	NA	NA	NA	NA	NA	NA	NA
CARBON DISULFIDE	NA	NA	NA	NA	NA	NA	NA
CHLOROBENZENE	NA	NA	NA	NA	NA	NA	NA
CIS-1,2-DICHLOROETHENE	NA	NA	NA	NA	NA	NA	NA
ISOPROPYLBENZENE	NA	NA	NA	NA	NA	NA	NA
M+P-XYLENES	NA	NA	NA	NA	NA	NA	NA
METHYLENE CHLORIDE	NA	NA	NA	NA	NA	NA	NA
NAPHTHALENE	NA	NA	NA	NA	NA	NA	NA
O-XYLENE	NA	NA	NA	NA	NA	NA	NA
TOLUENE	NA	NA	NA	NA	NA	NA	NA
TOTAL XYLENES	NA	NA	NA	NA	NA	NA	NA

TABLE AE-3
SUMMARY OF DETECTED CONCENTRATIONS IN SOIL - FALL 2007 RESULTS
BLOCK E, SOIL RESPONSE ACTION PLAN
LOCKHEED MARTIN MIDDLE RIVER COMPLEX
MIDDLE RIVER, MARYLAND

SAMPLE ID:	SS-528DL	SS-529	SS-529DL	SS-530	SS-530DL	SS-531	SS-531DL
LABORATORY ID:	A7L050404008	A7L050404009	A7L050404009	A7L050404010	A7L050404010	A7L050404011	A7L050404011
SAMPLE DATE:	12/4/2007	12/4/2007	12/4/2007	12/4/2007	12/4/2007	12/4/2007	12/4/2007
LOCATION:	SS-528	SS-529	SS-529	SS-530	SS-530	SS-531	SS-531
DEPTH RANGE:	SS	SS	SS	SS	SS	SS	SS
TRICHLOROFLUOROMETHANE	NA	NA	NA	NA	NA	NA	NA
VINYL CHLORIDE	NA	NA	NA	NA	NA	NA	NA
SEMIVOLATILE SOIL (ug/kg)							
2-METHYLNAPHTHALENE	NA	NA	NA	NA	NA	NA	NA
ACENAPHTHENE	NA	NA	NA	NA	NA	NA	NA
ACENAPHTHYLENE	NA	NA	NA	NA	NA	NA	NA
ANTHRACENE	NA	NA	NA	NA	NA	NA	NA
BENZO(A)ANTHRACENE	NA	NA	NA	NA	NA	NA	NA
BENZO(A)PYRENE	NA	NA	NA	NA	NA	NA	NA
BENZO(B)FLUORANTHENE	NA	NA	NA	NA	NA	NA	NA
BENZO(G,H,I)PERYLENE	NA	NA	NA	NA	NA	NA	NA
BENZO(K)FLUORANTHENE	NA	NA	NA	NA	NA	NA	NA
BIS(2-ETHYLHEXYL)PHTHALATE	NA	NA	NA	NA	NA	NA	NA
BUTYL BENZYL PHTHALATE	NA	NA	NA	NA	NA	NA	NA
CARBAZOLE	NA	NA	NA	NA	NA	NA	NA
CHRYSENE	NA	NA	NA	NA	NA	NA	NA
DIBENZO(A,H)ANTHRACENE	NA	NA	NA	NA	NA	NA	NA
DIBENZOFURAN	NA	NA	NA	NA	NA	NA	NA
DI-N-BUTYL PHTHALATE	NA	NA	NA	NA	NA	NA	NA
FLUORANTHENE	NA	NA	NA	NA	NA	NA	NA
FLUORENE	NA	NA	NA	NA	NA	NA	NA
INDENO(1,2,3-CD)PYRENE	NA	NA	NA	NA	NA	NA	NA
NAPHTHALENE	NA	NA	NA	NA	NA	NA	NA
PHENANTHRENE	NA	NA	NA	NA	NA	NA	NA
PYRENE	NA	NA	NA	NA	NA	NA	NA
PETROLEUM HYDROCARBONS (mg/kg)							
TPH (C10-C32)	NA	NA	NA	NA	NA	NA	NA

TABLE AE-3
SUMMARY OF DETECTED CONCENTRATIONS IN SOIL - FALL 2007 RESULTS
BLOCK E, SOIL RESPONSE ACTION PLAN
LOCKHEED MARTIN MIDDLE RIVER COMPLEX
MIDDLE RIVER, MARYLAND

SAMPLE ID:	SS-532	SS-532DL	SS-533	SS-533DL	SS-534	SS-534DL	SS-535
LABORATORY ID:	A7L050404012	A7L050404012	A7L050404013	A7L050404013	A7L050404014	A7L050404014	A7L050404015
SAMPLE DATE:	12/4/2007	12/4/2007	12/4/2007	12/4/2007	12/4/2007	12/4/2007	12/4/2007
LOCATION:	SS-532	SS-532	SS-533	SS-533	SS-534	SS-534	SS-535
DEPTH RANGE:	SS	SS	SS	SS	SS	SS	SS
MISCELLANEOUS (%)							
PERCENT SOLIDS	76	NA	74.7	NA	68.3	NA	86.6
PESTICIDES/PCBs (ug/kg)							
AROCLOR-1260	NA	2100	NA	53000	NA	49000	NA
VOLATILE SOILS (ug/kg)							
1,1-DICHLOROETHANE	NA	NA	NA	NA	NA	NA	NA
1,2,3-TRICHLOROBENZENE	NA	NA	NA	NA	NA	NA	NA
1,2,3-TRIMETHYLBENZENE	NA	NA	NA	NA	NA	NA	NA
1,2,4-TRICHLOROBENZENE	NA	NA	NA	NA	NA	NA	NA
1,2,4-TRIMETHYLBENZENE	NA	NA	NA	NA	NA	NA	NA
1,2-DICHLOROBENZENE	NA	NA	NA	NA	NA	NA	NA
1,2-DICHLOROETHANE	NA	NA	NA	NA	NA	NA	NA
1,3-DICHLOROBENZENE	NA	NA	NA	NA	NA	NA	NA
1,4-DICHLOROBENZENE	NA	NA	NA	NA	NA	NA	NA
2-BUTANONE	NA	NA	NA	NA	NA	NA	NA
4-ISOPROPYLTOLUENE	NA	NA	NA	NA	NA	NA	NA
ACETONE	NA	NA	NA	NA	NA	NA	NA
BENZENE	NA	NA	NA	NA	NA	NA	NA
CARBON DISULFIDE	NA	NA	NA	NA	NA	NA	NA
CHLOROBENZENE	NA	NA	NA	NA	NA	NA	NA
CIS-1,2-DICHLOROETHENE	NA	NA	NA	NA	NA	NA	NA
ISOPROPYLBENZENE	NA	NA	NA	NA	NA	NA	NA
M+P-XYLENES	NA	NA	NA	NA	NA	NA	NA
METHYLENE CHLORIDE	NA	NA	NA	NA	NA	NA	NA
NAPHTHALENE	NA	NA	NA	NA	NA	NA	NA
O-XYLENE	NA	NA	NA	NA	NA	NA	NA
TOLUENE	NA	NA	NA	NA	NA	NA	NA
TOTAL XYLENES	NA	NA	NA	NA	NA	NA	NA

TABLE AE-3
SUMMARY OF DETECTED CONCENTRATIONS IN SOIL - FALL 2007 RESULTS
BLOCK E, SOIL RESPONSE ACTION PLAN
LOCKHEED MARTIN MIDDLE RIVER COMPLEX
MIDDLE RIVER, MARYLAND
PAGE 30 OF 34

SAMPLE ID:	SS-532	SS-532DL	SS-533	SS-533DL	SS-534	SS-534DL	SS-535
LABORATORY ID:	A7L050404012	A7L050404012	A7L050404013	A7L050404013	A7L050404014	A7L050404014	A7L050404015
SAMPLE DATE:	12/4/2007	12/4/2007	12/4/2007	12/4/2007	12/4/2007	12/4/2007	12/4/2007
LOCATION:	SS-532	SS-532	SS-533	SS-533	SS-534	SS-534	SS-535
DEPTH RANGE:	SS	SS	SS	SS	SS	SS	SS
TRICHLOROFLUOROMETHANE	NA	NA	NA	NA	NA	NA	NA
VINYL CHLORIDE	NA	NA	NA	NA	NA	NA	NA
SEMIVOLATILE SOIL (ug/kg)							
2-METHYLNAPHTHALENE	NA	NA	NA	NA	NA	NA	NA
ACENAPHTHENE	NA	NA	NA	NA	NA	NA	NA
ACENAPHTHYLENE	NA	NA	NA	NA	NA	NA	NA
ANTHRACENE	NA	NA	NA	NA	NA	NA	NA
BENZO(A)ANTHRACENE	NA	NA	NA	NA	NA	NA	NA
BENZO(A)PYRENE	NA	NA	NA	NA	NA	NA	NA
BENZO(B)FLUORANTHENE	NA	NA	NA	NA	NA	NA	NA
BENZO(G,H,I)PERYLENE	NA	NA	NA	NA	NA	NA	NA
BENZO(K)FLUORANTHENE	NA	NA	NA	NA	NA	NA	NA
BIS(2-ETHYLHEXYL)PHTHALATE	NA	NA	NA	NA	NA	NA	NA
BUTYL BENZYL PHTHALATE	NA	NA	NA	NA	NA	NA	NA
CARBAZOLE	NA	NA	NA	NA	NA	NA	NA
CHRYSENE	NA	NA	NA	NA	NA	NA	NA
DIBENZO(A,H)ANTHRACENE	NA	NA	NA	NA	NA	NA	NA
DIBENZOFURAN	NA	NA	NA	NA	NA	NA	NA
DI-N-BUTYL PHTHALATE	NA	NA	NA	NA	NA	NA	NA
FLUORANTHENE	NA	NA	NA	NA	NA	NA	NA
FLUORENE	NA	NA	NA	NA	NA	NA	NA
INDENO(1,2,3-CD)PYRENE	NA	NA	NA	NA	NA	NA	NA
NAPHTHALENE	NA	NA	NA	NA	NA	NA	NA
PHENANTHRENE	NA	NA	NA	NA	NA	NA	NA
PYRENE	NA	NA	NA	NA	NA	NA	NA
PETROLEUM HYDROCARBONS (mg/kg)							
TPH (C10-C32)	NA	NA	NA	NA	NA	NA	NA

TABLE AE-3
SUMMARY OF DETECTED CONCENTRATIONS IN SOIL - FALL 2007 RESULTS
BLOCK E, SOIL RESPONSE ACTION PLAN
LOCKHEED MARTIN MIDDLE RIVER COMPLEX
MIDDLE RIVER, MARYLAND

SAMPLE ID:	SS-535DL	SS-536	SS-536DL	SS-537	SS-537DL	SS-538	SS-538DL
LABORATORY ID:	A7L050404015	A7L050404016	A7L050404016	A7L050404017	A7L050404017	A7L050404018	A7L050404018
SAMPLE DATE:	12/4/2007	12/4/2007	12/4/2007	12/4/2007	12/4/2007	12/4/2007	12/4/2007
LOCATION:	SS-535	SS-536	SS-536	SS-537	SS-537	SS-538	SS-538
DEPTH RANGE:	SS	SS	SS	SS	SS	SS	SS
MISCELLANEOUS (%)							
PERCENT SOLIDS	NA	63.3	NA	65.2	NA	75.1	NA
PESTICIDES/PCBs (ug/kg)							
AROCLOR-1260	6000	NA	77000	NA	10000	NA	4500
VOLATILE SOILS (ug/kg)							
1,1-DICHLOROETHANE	NA	NA	NA	NA	NA	NA	NA
1,2,3-TRICHLOROBENZENE	NA	NA	NA	NA	NA	NA	NA
1,2,3-TRIMETHYLBENZENE	NA	NA	NA	NA	NA	NA	NA
1,2,4-TRICHLOROBENZENE	NA	NA	NA	NA	NA	NA	NA
1,2,4-TRIMETHYLBENZENE	NA	NA	NA	NA	NA	NA	NA
1,2-DICHLOROBENZENE	NA	NA	NA	NA	NA	NA	NA
1,2-DICHLOROETHANE	NA	NA	NA	NA	NA	NA	NA
1,3-DICHLOROBENZENE	NA	NA	NA	NA	NA	NA	NA
1,4-DICHLOROBENZENE	NA	NA	NA	NA	NA	NA	NA
2-BUTANONE	NA	NA	NA	NA	NA	NA	NA
4-ISOPROPYLTOLUENE	NA	NA	NA	NA	NA	NA	NA
ACETONE	NA	NA	NA	NA	NA	NA	NA
BENZENE	NA	NA	NA	NA	NA	NA	NA
CARBON DISULFIDE	NA	NA	NA	NA	NA	NA	NA
CHLOROBENZENE	NA	NA	NA	NA	NA	NA	NA
CIS-1,2-DICHLOROETHENE	NA	NA	NA	NA	NA	NA	NA
ISOPROPYLBENZENE	NA	NA	NA	NA	NA	NA	NA
M+P-XYLENES	NA	NA	NA	NA	NA	NA	NA
METHYLENE CHLORIDE	NA	NA	NA	NA	NA	NA	NA
NAPHTHALENE	NA	NA	NA	NA	NA	NA	NA
O-XYLENE	NA	NA	NA	NA	NA	NA	NA
TOLUENE	NA	NA	NA	NA	NA	NA	NA
TOTAL XYLENES	NA	NA	NA	NA	NA	NA	NA

TABLE AE-3
SUMMARY OF DETECTED CONCENTRATIONS IN SOIL - FALL 2007 RESULTS
BLOCK E, SOIL RESPONSE ACTION PLAN
LOCKHEED MARTIN MIDDLE RIVER COMPLEX
MIDDLE RIVER, MARYLAND

SAMPLE ID:	SS-535DL	SS-536	SS-536DL	SS-537	SS-537DL	SS-538	SS-538DL
LABORATORY ID:	A7L050404015	A7L050404016	A7L050404016	A7L050404017	A7L050404017	A7L050404018	A7L050404018
SAMPLE DATE:	12/4/2007	12/4/2007	12/4/2007	12/4/2007	12/4/2007	12/4/2007	12/4/2007
LOCATION:	SS-535	SS-536	SS-536	SS-537	SS-537	SS-538	SS-538
DEPTH RANGE:	SS	SS	SS	SS	SS	SS	SS
TRICHLOROFLUOROMETHANE	NA	NA	NA	NA	NA	NA	NA
VINYL CHLORIDE	NA	NA	NA	NA	NA	NA	NA
SEMIVOLATILE SOIL (ug/kg)							
2-METHYLNAPHTHALENE	NA	NA	NA	NA	NA	NA	NA
ACENAPHTHENE	NA	NA	NA	NA	NA	NA	NA
ACENAPHTHYLENE	NA	NA	NA	NA	NA	NA	NA
ANTHRACENE	NA	NA	NA	NA	NA	NA	NA
BENZO(A)ANTHRACENE	NA	NA	NA	NA	NA	NA	NA
BENZO(A)PYRENE	NA	NA	NA	NA	NA	NA	NA
BENZO(B)FLUORANTHENE	NA	NA	NA	NA	NA	NA	NA
BENZO(G,H,I)PERYLENE	NA	NA	NA	NA	NA	NA	NA
BENZO(K)FLUORANTHENE	NA	NA	NA	NA	NA	NA	NA
BIS(2-ETHYLHEXYL)PHTHALATE	NA	NA	NA	NA	NA	NA	NA
BUTYL BENZYL PHTHALATE	NA	NA	NA	NA	NA	NA	NA
CARBAZOLE	NA	NA	NA	NA	NA	NA	NA
CHRYSENE	NA	NA	NA	NA	NA	NA	NA
DIBENZO(A,H)ANTHRACENE	NA	NA	NA	NA	NA	NA	NA
DIBENZOFURAN	NA	NA	NA	NA	NA	NA	NA
DI-N-BUTYL PHTHALATE	NA	NA	NA	NA	NA	NA	NA
FLUORANTHENE	NA	NA	NA	NA	NA	NA	NA
FLUORENE	NA	NA	NA	NA	NA	NA	NA
INDENO(1,2,3-CD)PYRENE	NA	NA	NA	NA	NA	NA	NA
NAPHTHALENE	NA	NA	NA	NA	NA	NA	NA
PHENANTHRENE	NA	NA	NA	NA	NA	NA	NA
PYRENE	NA	NA	NA	NA	NA	NA	NA
PETROLEUM HYDROCARBONS (mg/kg)							
TPH (C10-C32)	NA	NA	NA	NA	NA	NA	NA

TABLE AE-3
SUMMARY OF DETECTED CONCENTRATIONS IN SOIL - FALL 2007 RESULTS
BLOCK E, SOIL RESPONSE ACTION PLAN
LOCKHEED MARTIN MIDDLE RIVER COMPLEX
MIDDLE RIVER, MARYLAND

SAMPLE ID:	SS-539	SS-539DL	SS-540	SS-540DL
LABORATORY ID:	A7L050404019	A7L050404019	A7L050404020	A7L050404020
SAMPLE DATE:	12/4/2007	12/4/2007	12/4/2007	12/4/2007
LOCATION:	SS-539	SS-539	SS-540	SS-540
DEPTH RANGE:	SS	SS	SS	SS
MISCELLANEOUS (%)				
PERCENT SOLIDS	75.9	NA	81.9	NA
PESTICIDES/PCBs (ug/kg)				
AROCLOR-1260	NA	18000	NA	1800
VOLATILE SOILS (ug/kg)				
1,1-DICHLOROETHANE	NA	NA	NA	NA
1,2,3-TRICHLOROBENZENE	NA	NA	NA	NA
1,2,3-TRIMETHYLBENZENE	NA	NA	NA	NA
1,2,4-TRICHLOROBENZENE	NA	NA	NA	NA
1,2,4-TRIMETHYLBENZENE	NA	NA	NA	NA
1,2-DICHLOROBENZENE	NA	NA	NA	NA
1,2-DICHLOROETHANE	NA	NA	NA	NA
1,3-DICHLOROBENZENE	NA	NA	NA	NA
1,4-DICHLOROBENZENE	NA	NA	NA	NA
2-BUTANONE	NA	NA	NA	NA
4-ISOPROPYLTOLUENE	NA	NA	NA	NA
ACETONE	NA	NA	NA	NA
BENZENE	NA	NA	NA	NA
CARBON DISULFIDE	NA	NA	NA	NA
CHLOROBENZENE	NA	NA	NA	NA
CIS-1,2-DICHLOROETHENE	NA	NA	NA	NA
ISOPROPYLBENZENE	NA	NA	NA	NA
M+P-XYLENES	NA	NA	NA	NA
METHYLENE CHLORIDE	NA	NA	NA	NA
NAPHTHALENE	NA	NA	NA	NA
O-XYLENE	NA	NA	NA	NA
TOLUENE	NA	NA	NA	NA
TOTAL XYLENES	NA	NA	NA	NA

TABLE AE-3

SUMMARY OF DETECTED CONCENTRATIONS FOR SUBSURFACE SOIL - FALL 2007 RESULTS
BLOCK E AND E LOT 3
SOIL RESPONSE ACTION PLAN
LOCKHEED MARTIN MIDDLE RIVER COMPLEX, MIDDLE RIVER, MARYLAND

1 Highlighted values indicate positive detection in exceedance of cleanup goals.

µg/kg - Micrograms per kilogram.
MDE - Maryland Department of the Environment.
mg/kg - Milligrams per kilogram.
NA - Not applicable.
NC - No criterion.
pCi/g - pico Curies per gram.
SB - Soil boring.
S.U. - Standard Units.
SVOCs - Semivolatile organic compounds.
TPH - Total petroleum hydrocarbons.
VOCs - Volatile organic compounds.
-- - Not detected.

B - Analyte was detected but is considered to be a laboratory contaminant.
J - Positive value is considered estimated as a result of technical noncompliance.
K - Positive value is considered biased high as a result of techical noncompliance.
L - Positive value is considered biased low as a result of technical noncompliance.

APPENDIX B - STATISTICAL SUMMARY OF PRE- AND POST-REMOVAL ACTION DATA

Appendix B

Statistical Summary of Pre- and Post-Removal Data
Block E
Lockheed Martin Middle River Complex
Middle River, Maryland

Arsenic was identified as a chemical of concern (COC) in soil.

However, arsenic is considered to be present within site-specific background concentrations in surface and subsurface soil. For arsenic, Lockheed Martin, Inc. and the Maryland Department of the Environment (MDE) agreed that no sample can remain on site with a concentration greater than 12 milligrams per kilogram (mg/kg) and the upper confidence limit of the mean (UCL) concentration must be less than 6 mg/kg to be considered background. These criteria are attained under current conditions in surface soil and subsurface soil.

For mercury, the criteria being used for remediation is the average typical concentration (ATC). The post-excavation UCL concentration for mercury must be less than the ATC of 0.5 mg/kg. This criterion is currently met in surface soil and subsurface soil.

For vanadium, Lockheed Martin, Inc. and the MDE agreed that no sample can remain on site with a concentration greater than 91 mg/kg and the UCL concentration must be less than 55 mg/kg to be considered background. Vanadium was not detected in surface soil. These criteria are attained under current conditions in subsurface soil.

Sample locations with PCB concentrations greater than 3,200 µg/kg and benzo(a)pyrene concentrations greater than 340 µg/kg are targeted for removal. These samples are shaded in the attached tables. To determine if the target UCL concentrations are attained for arsenic and mercury, replacement values must be included in the samples that are targeted for removal. The contract required detection limit identified in the laboratory data were used as the replacement values. For arsenic and mercury, these values are 0.5 mg/kg and 0.002 mg/kg, respectively.

The UCLs were calculated using the United States Environmental Protection Agency's ProUCL software. The output of the software and the data used for the calculations are attached.

APPENDIX B

TABLE B-1
SUMMARY OF PRE- AND POST-REMOVAL ANALYSIS
BLOCK E
SURFACE SOIL
LOCKHEED MARTIN MIDDLE RIVER COMPLEX
MIDDLE RIVER, MARYLAND

Metal	Pre-Removal			Post-Removal			Individual Soil Sample Result	Post-Response Action UCL
	Maximum	UCL	Basis of UCL	Maximum	UCL	Basis of UCL		
Arsenic	2.9	1.8	Approximate Gamma	2.9	1.7	Student-t	< 12 mg/kg	< 6 mg/kg
Vanadium	NA	NA	--	NA	NA	--	< 91 mg/kg	< 55 mg/kg
Mercury	0.12	0.075	Student's t UCL	ND	ND	--	--	< 0.5 mg/kg

1 All concentrations in milligrams per kilogram (mg/kg).

NA - Not analyzed for.
ND - Not detected.
UCL - Upper confidence limit of the mean.

APPENDIX B

TABLE B-2
SUMMARY OF PRE- AND POST-REMOVAL ANALYSIS
BLOCK E
SUBSURFACE SOIL
LOCKHEED MARTIN MIDDLE RIVER COMPLEX
MIDDLE RIVER, MARYLAND

Metal	Pre-Removal			Post-Removal			Individual Soil Sample Result	Post-Response Action UCL
	Maximum	UCL	Basis of UCL	Maximum	UCL	Basis of UCL		
Arsenic	9.6	1.74	Approximate Gamma	9.6	1.52	Approximate Gamma	< 12 mg/kg	< 6 mg/kg
Mercury	0.41	0.091	97.5% Chebyshev (Mean, Std)	21.1	19.4	99% Chebyshev (Mean, Std)	--	< 0.5 mg/kg
Vanadium	60.7	19.7	95% Chebyshev (Mean, Std)	0.29	0.056	97.5% Chebyshev (Mean, Std)	< 91 mg/kg	< 55 mg/kg

1 All concentrations in milligrams per kilogram (mg/kg).

UCL - Upper confidence limit of the mean

APPENDIX B

TABLE B-3
PRE-RESPONSE ACTION COC CONCENTRATIONS
BLOCK E
SURFACE SOIL
LOCKHEED MIDDLE RIVER COMPLEX, MIDDLE RIVER, MARYLAND

Soil Boring	Arsenic		Vanadium		Mercury	
SB-4B	NA		NA		NA	
SB-115	2.9		NA		0.11	U
SB-169	NA		NA		NA	
SB-1A	1.1		NA		0.11	U
SB-232	NA		NA		NA	
SB-233	NA		NA		NA	
SB-234	NA		NA		NA	
SB-235	NA		NA		NA	
SB-2A	0.98		NA		0.11	U
SB-35	0.92		NA		0.1	U
SB-36	1.2		NA		0.12	U
SB-3A	1.5		NA		0.1	U
SB-41C	NA		NA		NA	
SB-41S	NA		NA		NA	
SB-42C	NA		NA		NA	
SB-42S	NA		NA		NA	
SB-43C	NA		NA		NA	
SB-43T	NA		NA		NA	
SB-4A	1.5		NA		0.12	
SB-5A	1.1		NA		0.11	U
SB-6A	1.7		NA		0.11	U
SS-521	NA		NA		NA	
SS-522	NA		NA		NA	
SS-523	NA		NA		NA	
SS-524	NA		NA		NA	
SS-525	NA		NA		NA	
SS-526	NA		NA		NA	
SS-527	NA		NA		NA	
SS-528	NA		NA		NA	
SS-529	NA		NA		NA	
SS-530	NA		NA		NA	
SS-531	NA		NA		NA	
SS-532	NA		NA		NA	
SS-533	NA		NA		NA	
SS-534	NA		NA		NA	
SS-535	NA		NA		NA	
SS-536	NA		NA		NA	
SS-537	NA		NA		NA	
SS-538	NA		NA		NA	
SS-539	NA		NA		NA	
SS-540	NA		NA		NA	

1 All concentrations are in milligrams per kilogram (mg/kg).
2 Highlighted samples are those targeted for removal.

COC - Chemical of concern.
NA - Not applicable.
SB - Soil boring
U - Not detected.

APPENDIX B

TABLE B-4
PRE-RESPONSE ACTION COC CONCENTRATIONS
BLOCK E
SUBSURFACE SOIL
LOCKHEED MIDDLE RIVER COMPLEX, MIDDLE RIVER, MARYLAND

Soil Boring	Arsenic		Vanadium		Mercury	
SB-1-05	5.5		NA		0.14	U
SB-1-10	1.8		NA		0.13	U
SB-10-05	NA		NA		NA	
SB-11-05	NA		NA		NA	
SB-12-05	NA		NA		NA	
SB-13-05	NA		NA		NA	
SB-14-05	NA		NA		NA	
SB-15-05	NA		NA		NA	
SB-16-05	NA		NA		NA	
SB-17-05	NA		NA		NA	
SB-18-05	NA		NA		NA	
SB-19-05	NA		NA		NA	
SB-19-10	NA		NA		NA	
SB-2-05	2.1		NA		0.13	U
SB-2-10	0.87		NA		0.13	U
SB-20-05	NA		NA		NA	
SB-20-10	NA		NA		NA	
SB-21-05	NA		NA		NA	
SB-21-10	NA		NA		NA	
SB-3-05	1.5		NA		0.13	U
SB-3-10	1.6		NA		0.13	U
SB-345-0001	NA		NA		NA	
SB-346-0001	NA		NA		NA	
SB-347-0001	NA		NA		NA	
SB-348-0001	NA		NA		NA	
SB-349-0001	NA		NA		NA	
SB-35-04	1.6		NA		0.1	U
SB-350-0001	NA		NA		NA	
SB-351-0001	NA		NA		NA	
SB-352-0001	NA		NA		NA	
SB-353-0001	NA		NA		NA	
SB-354-0001	NA		NA		NA	
SB-355-0001	NA		NA		NA	
SB-356-0001	NA		NA		NA	
SB-357-0001	NA		NA		NA	
SB-358-0001	NA		NA		NA	
SB-359-0001	NA		NA		NA	
SB-36-05	1.3		NA		0.11	U
SB-360-0001	NA		NA		NA	
SB-361-0001	NA		NA		NA	
SB-362-0001	NA		NA		NA	
SB-363-0001	NA		NA		NA	
SB-364-0001	NA		NA		NA	
SB-4-05	4.9		NA		0.14	U
SB-4-10	2.4		NA		0.14	U

APPENDIX B

TABLE B-4
PRE-RESPONSE ACTION COC CONCENTRATIONS
BLOCK E
SUBSURFACE SOIL
LOCKHEED MIDDLE RIVER COMPLEX, MIDDLE RIVER, MARYLAND

Soil Boring	Arsenic		Vanadium		Mercury	
SB-5-05	1.4		NA		0.13	U
SB-5-10	1.1		NA		0.14	U
SB-500-0001	1.3		13.2		0.019	U
SB-500-0406	0.31		10.8		0.019	U
SB-500-0810	0.73		17.3		0.02	U
SB-501-0001	3.4		20.9		0.061	
SB-501-0406	1.1		7.1		0.019	U
SB-501-0810	0.94		20.7		0.02	U
SB-502-0001	1.8		12.4		0.02	U
SB-502-0406	1.3		7.2		0.019	U
SB-502-0810	0.55		4		0.019	U
SB-503-0001	2.6		53.4		0.019	U
SB-503-0406	0.42		5.3		0.02	
SB-503-1012	1.7		17.4		0.02	
SB-504-0001	0.53		22.8		0.41	
SB-504-0406	2		18.3		0.079	
SB-504-0810	1.2		20.2		0.29	
SB-505-0001	3.5		60.7		0.13	
SB-505-0406	1.2		18.8		0.019	U
SB-505-0810	1.7		15.9		0.021	U
SB-506-0001	1.8		13		0.019	U
SB-506-0406	1.6		16		0.019	U
SB-506-0810	1		7.6		0.021	U
SB-507-0001	2.1		17.1		0.29	
SB-507-0406	2.3		17.5		0.021	U
SB-507-0810	1.1		14.4		0.019	U
SB-508-0001	2.5		15.9		0.019	U
SB-508-0406	1.4		19.8		0.019	U
SB-508-0810	0.42		13.4		0.02	U
SB-509-0001	1.5		11.4		0.019	U
SB-509-0406	1.7		14.5		0.019	U
SB-509-0810	2.5		10.6		0.019	U
SB-510-0001	9.6		8.5		0.019	U
SB-510-0406	0.26		13		0.019	U
SB-510-0810	0.36		15.8		0.019	U
SB-511-0001	0.52		20.6		0.019	U
SB-511-0406	0.58		2.2		0.02	U
SB-511-0810	0.35		7.5		0.021	U
SB-512-0001	1.5		14.3		0.019	U
SB-512-0406	0.59		12.6		0.019	U
SB-512-0810	1.4		14.8		0.021	U
SB-513-0001	1.7		10.6		0.019	U
SB-513-0406	2.3		12.3		0.02	U
SB-513-0810	0.46		3		0.019	U
SB-514-0001	1.5		18.8		0.019	U

APPENDIX B

TABLE B-4
PRE-RESPONSE ACTION COC CONCENTRATIONS
BLOCK E
SUBSURFACE SOIL
LOCKHEED MIDDLE RIVER COMPLEX, MIDDLE RIVER, MARYLAND

Soil Boring	Arsenic		Vanadium		Mercury	
SB-514-0406	0.39		15.2		0.02	U
SB-514-0810	1.3		16.5		0.02	U
SB-515-0001	0.99		15		0.072	
SB-515-0406	0.62		13.5		0.02	U
SB-515-0810	0.22		11.5		0.021	U
SB-516-0001	0.94		20.3		0.19	
SB-517-0001	1.1		15.8		0.019	U
SB-517-0406	0.55		12.7		0.02	U
SB-517-0810	0.75		15.1		0.02	U
SB-518-0001	2.2		17.6		0.02	U
SB-518-0406	2.2		21.1		0.02	U
SB-518-0810	0.43		6.9		0.022	U
SB-519-0001	1.6		20.2		0.02	U
SB-519-0406	0.61		11.5		0.019	U
SB-519-0810	1.2		5.1		0.019	U
SB-520-0001	0.82		12		0.021	U
SB-520-0406	1.2		16.6		0.02	U
SB-520-0810	1.3		13.2		0.02	U
SB-6-05	0.77		NA		0.12	U
SB-6-10	2		NA		0.13	U
SB-9-05	NA		NA		NA	

1 All concentrations are in milligrams per kilogram (mg/kg).
2 Highlighted samples are those targeted for removal.

COC - Chemical of concern.
NA - Not applicable.
SB - Soil boring
U - Not detected.

APPENDIX B

TABLE B-5
POST-RESPONSE ACTION COC CONCENTRATIONS
BLOCK E
SURFACE SOIL
LOCKHEED MIDDLE RIVER COMPLEX, MIDDLE RIVER, MARYLAND

Soil Boring	Arsenic		Vanadium		Mercury	
SB-4B	NA		NA		NA	
SB-115	2.9		NA		0.11	U
SB-169	NA		NA		NA	
SB-1A	1.1		NA		0.11	U
SB-232	NA		NA		NA	
SB-233	NA		NA		NA	
SB-234	NA		NA		NA	
SB-235	NA		NA		NA	
SB-2A	0.98		NA		0.11	U
SB-35	0.92		NA		0.1	U
SB-36	1.2		NA		0.12	U
SB-3A	1.5		NA		0.1	U
SB-41C	NA		NA		NA	
SB-41S	NA		NA		NA	
SB-42C	NA		NA		NA	
SB-42S	NA		NA		NA	
SB-43C	NA		NA		NA	
SB-43T	NA		NA		NA	
SB-4A	0.5	U	NA		0.002	U
SB-5A	1.1		NA		0.11	U
SB-6A	1.7		NA		0.11	U
SS-521	NA		NA		NA	
SS-522	NA		NA		NA	
SS-523	NA		NA		NA	
SS-524	NA		NA		NA	
SS-525	NA		NA		NA	
SS-526	NA		NA		NA	
SS-527	NA		NA		NA	
SS-528	NA		NA		NA	
SS-529	NA		NA		NA	
SS-530	NA		NA		NA	
SS-531	NA		NA		NA	
SS-532	NA		NA		NA	
SS-533	NA		NA		NA	
SS-534	NA		NA		NA	
SS-535	NA		NA		NA	
SS-536	NA		NA		NA	
SS-537	NA		NA		NA	
SS-538	NA		NA		NA	
SS-539	NA		NA		NA	
SS-540	NA		NA		NA	

1 All concentrations are in milligrams per kilogram (mg/kg).
2 Concentrations of excavated samples are replaced with the following detection limits:

Arsenic	0.5 U mg/kg
Vanadium	0.1 U mg/kg
Mercury	0.002U mg/kg

3 Highlighted samples are those targeted for removal.

COC - Chemical of concern.
NA - Not applicable.
SB - Soil boring
U - Not detected.

APPENDIX B

TABLE B-6
POST-RESPONSE ACTION COC CONCENTRATIONS
BLOCK E
SUBSURFACE SOIL
LOCKHEED MIDDLE RIVER COMPLEX, MIDDLE RIVER, MARYLAND

Soil Boring	Arsenic		Vanadium		Mercury	
SB-1-05	5.5		NA		0.14	U
SB-1-10	1.8		NA		0.13	U
SB-10-05	NA		NA		NA	
SB-11-05	NA		NA		NA	
SB-12-05	NA		NA		NA	
SB-13-05	NA		NA		NA	
SB-14-05	NA		NA		NA	
SB-15-05	NA		NA		NA	
SB-16-05	NA		NA		NA	
SB-17-05	NA		NA		NA	
SB-18-05	NA		NA		NA	
SB-19-05	NA		NA		NA	
SB-19-10	NA		NA		NA	
SB-2-05	2.1		NA		0.13	U
SB-2-10	0.87		NA		0.13	U
SB-20-05	NA		NA		NA	
SB-20-10	NA		NA		NA	
SB-21-05	NA		NA		NA	
SB-21-10	NA		NA		NA	
SB-3-05	1.5		NA		0.13	U
SB-3-10	1.6		NA		0.13	U
SB-345-0001	NA		NA		NA	
SB-346-0001	NA		NA		NA	
SB-347-0001	NA		NA		NA	
SB-348-0001	NA		NA		NA	
SB-349-0001	NA		NA		NA	
SB-35-04	1.6		NA		0.1	U
SB-350-0001	NA		NA		NA	
SB-351-0001	NA		NA		NA	
SB-352-0001	NA		NA		NA	
SB-353-0001	NA		NA		NA	
SB-354-0001	NA		NA		NA	
SB-355-0001	NA		NA		NA	
SB-356-0001	NA		NA		NA	
SB-357-0001	NA		NA		NA	
SB-358-0001	NA		NA		NA	
SB-359-0001	NA		NA		NA	
SB-36-05	1.3		NA		0.11	U
SB-360-0001	NA		NA		NA	
SB-361-0001	NA		NA		NA	
SB-362-0001	NA		NA		NA	
SB-363-0001	NA		NA		NA	
SB-364-0001	NA		NA		NA	
SB-4-05	4.9		NA		0.14	U
SB-4-10	2.4		NA		0.14	U

APPENDIX B

TABLE B-6
POST-RESPONSE ACTION COC CONCENTRATIONS
BLOCK E
SUBSURFACE SOIL
LOCKHEED MIDDLE RIVER COMPLEX, MIDDLE RIVER, MARYLAND

Soil Boring	Arsenic		Vanadium		Mercury	
SB-5-05	1.4		NA		0.13	U
SB-5-10	1.1		NA		0.14	U
SB-500-0001	1.3		13.2		0.019	U
SB-500-0406	0.31		10.8		0.019	U
SB-500-0810	0.73		17.3		0.02	U
SB-501-0001	0.5	U	0.1	U	0.002	U
SB-501-0406	0.5	U	0.1	U	0.002	U
SB-501-0810	0.5	U	0.1	U	0.002	U
SB-502-0001	0.5	U	0.1	U	0.002	U
SB-502-0406	0.5	U	0.1	U	0.002	U
SB-502-0810	0.5	U	0.1	U	0.002	U
SB-503-0001	0.5	U	0.1	U	0.002	U
SB-503-0406	0.42		5.3		0.02	
SB-503-1012	1.7		17.4		0.02	
SB-504-0001	0.5	U	0.1	U	0.002	U
SB-504-0406	0.5	U	0.1	U	0.002	U
SB-504-0810	0.5	U	0.1	U	0.002	U
SB-505-0001	0.5	U	0.1	U	0.002	U
SB-505-0406	1.2		18.8		0.019	U
SB-505-0810	1.7		15.9		0.021	U
SB-506-0001	1.8		13		0.019	U
SB-506-0406	1.6		16		0.019	U
SB-506-0810	1		7.6		0.021	U
SB-507-0001	2.1		17.1		0.29	
SB-507-0406	2.3		17.5		0.021	U
SB-507-0810	1.1		14.4		0.019	U
SB-508-0001	2.5		15.9		0.019	U
SB-508-0406	1.4		19.8		0.019	U
SB-508-0810	0.42		13.4		0.02	U
SB-509-0001	1.5		11.4		0.019	U
SB-509-0406	1.7		14.5		0.019	U
SB-509-0810	2.5		10.6		0.019	U
SB-510-0001	9.6		8.5		0.019	U
SB-510-0406	0.26		13		0.019	U
SB-510-0810	0.36		15.8		0.019	U
SB-511-0001	0.52		20.6		0.019	U
SB-511-0406	0.58		2.2		0.02	U
SB-511-0810	0.35		7.5		0.021	U
SB-512-0001	1.5		14.3		0.019	U
SB-512-0406	0.59		12.6		0.019	U
SB-512-0810	1.4		14.8		0.021	U
SB-513-0001	1.7		10.6		0.019	U
SB-513-0406	2.3		12.3		0.02	U
SB-513-0810	0.46		3		0.019	U
SB-514-0001	1.5		18.8		0.019	U

APPENDIX B

TABLE B-6
POST-RESPONSE ACTION COC CONCENTRATIONS
BLOCK E
SUBSURFACE SOIL
LOCKHEED MIDDLE RIVER COMPLEX, MIDDLE RIVER, MARYLAND

Soil Boring	Arsenic		Vanadium		Mercury	
SB-514-0406	0.39		15.2		0.02	U
SB-514-0810	1.3		16.5		0.02	U
SB-515-0001	0.5	U	0.1	U	0.002	U
SB-515-0406	0.62		13.5		0.02	U
SB-515-0810	0.22		11.5		0.021	U
SB-516-0001	0.94		20.3		0.19	
SB-517-0001	1.1		15.8		0.019	U
SB-517-0406	0.55		12.7		0.02	U
SB-517-0810	0.75		15.1		0.02	U
SB-518-0001	2.2		17.6		0.02	U
SB-518-0406	2.2		21.1		0.02	U
SB-518-0810	0.43		6.9		0.022	U
SB-519-0001	1.6		20.2		0.02	U
SB-519-0406	0.61		11.5		0.019	U
SB-519-0810	1.2		5.1		0.019	U
SB-520-0001	0.82		12		0.021	U
SB-520-0406	1.2		16.6		0.02	U
SB-520-0810	1.3		13.2		0.02	U
SB-6-05	0.77		NA		0.12	U
SB-6-10	2		NA		0.13	U
SB-9-05	NA		NA		NA	

1 All concentrations are in milligrams per kilogram (mg/kg).
2 Concentrations of excavated samples are replaced with the following detection limits:

Arsenic	0.5 U mg/kg
Vanadium	0.1 U mg/kg
Mercury	0.002 U mg/kg

3 Highlighted samples are those targeted for removal.

COC - Chemical of concern.
NA - Not applicable.
SB - Soil boring
U - Not detected.

APPENDIX B

TABLE B-7
PROUCL PRE-REMOVAL ARSENIC CONCENTRATION
BLOCK E
SURFACE SOIL

Data File:	SURF AS V HG BLOCK E APPENDIX.xls	Variable:	ARSENIC (PRE SURF)
Raw Statistics		Normal Distribution Test	
Number of Valid Samples	9	Shapiro-Wilk Test Statistic	0.772374
Number of Unique Samples	7	Shapiro-Wilk 5% Critical Value	0.829
Minimum	0.92	Data not normal at 5% significance level	
Maximum	2.9		
Mean	1.433333	95% UCL (Assuming Normal Distribution)	
Median	1.2	Student's-t UCL	1.811441
Standard Deviation	0.61		
Variance	0.3721	Gamma Distribution Test	
Coefficient of Variation	0.425581	A-D Test Statistic	0.56217
Skewness	2.024537	A-D 5% Critical Value	0.722173
		K-S Test Statistic	0.201134
Gamma Statistics		K-S 5% Critical Value	0.279486
k hat	8.136181	Data follow approximate gamma distribution	
k star (bias corrected)	5.498195	at 5% significance level	
Theta hat	0.176168		
Theta star	0.260692	95% UCLs (Assuming Gamma Distribution)	
nu hat	146.4513	Approximate Gamma UCL	1.84183
nu star	98.9675	Adjusted Gamma UCL	1.944038
Approx.Chi Square Value (.05)	77.01765		
Adjusted Level of Significance	0.0232	Lognormal Distribution Test	
Adjusted Chi Square Value	72.96844	Shapiro-Wilk Test Statistic	0.887194
		Shapiro-Wilk 5% Critical Value	0.829
Log-transformed Statistics		Data are lognormal at 5% significance level	
Minimum of log data	-0.083382		
Maximum of log data	1.064711	95% UCLs (Assuming Lognormal Distribution	
Mean of log data	0.297292	95% H-UCL	1.864349
Standard Deviation of log data	0.354843	95% Chebyshev (MVUE) UCL	2.162743
Variance of log data	0.125913	97.5% Chebyshev (MVUE) UCL	2.482722
		99% Chebyshev (MVUE) UCL	3.111259
		95% Non-parametric UCLs	
		CLT UCL	1.767787
		Adj-CLT UCL (Adjusted for skewness)	1.914407
		Mod-t UCL (Adjusted for skewness)	1.834311
		Jackknife UCL	1.811441
		Standard Bootstrap UCL	1.746521
		Bootstrap-t UCL	2.198152
RECOMMENDATION		Hall's Bootstrap UCL	3.147173
Assuming gamma distribution (0.05)		Percentile Bootstrap UCL	1.766667
		BCA Bootstrap UCL	1.9
Use Approximate Gamma UCL		95% Chebyshev (Mean, Sd) UCL	2.319643
		97.5% Chebyshev (Mean, Sd) UCL	2.70315
		99% Chebyshev (Mean, Sd) UCL	3.456474

APPENDIX B

TABLE B-8
PROUCL PRE-REMOVAL ARSENIC CONCENTRATION
BLOCK E
SUBSURFACE SOIL

Data File:	SURF AS V HG BLOCK E APPENDIX.xls	Variable:	ARSENIC (PRE SUB)
Raw Statistics		Normal Distribution Test	
Number of Valid Samples	75	Lilliefor's Test Statistic	0.188484
Number of Unique Samples	46	Lilliefor's 5% Critical Value	0.102306
Minimum	0.22	Data not normal at 5% significance level	
Maximum	9.6		
Mean	1.5116	95% UCL (Assuming Normal Distribution)	
Median	1.2	Student's-t UCL	1.770429
Standard Deviation	1.34569		
Variance	1.810881	Gamma Distribution Test	
Coefficient of Variation	0.890242	A-D Test Statistic	0.715291
Skewness	3.567695	A-D 5% Critical Value	0.762969
		K-S Test Statistic	0.089169
Gamma Statistics		K-S 5% Critical Value	0.104414
k hat	2.055742	Data follow approximate gamma distribution	
k star (bias corrected)	1.982401	at 5% significance level	
Theta hat	0.735306		
Theta star	0.76251	95% UCLs (Assuming Gamma Distribution)	
nu hat	308.3613	Approximate Gamma UCL	1.739403
nu star	297.3602	Adjusted Gamma UCL	1.744171
Approx.Chi Square Value (.05)	258.4161		
Adjusted Level of Significance	0.0468	Lognormal Distribution Test	
Adjusted Chi Square Value	257.7096	Lilliefor's Test Statistic	0.086093
		Lilliefor's 5% Critical Value	0.102306
Log-transformed Statistics		Data are lognormal at 5% significance level	
Minimum of log data	-1.514128		
Maximum of log data	2.261763	95% UCLs (Assuming Lognormal Distribution	
Mean of log data	0.150652	95% H-UCL	1.787085
Standard Deviation of log data	0.723306	95% Chebyshev (MVUE) UCL	2.109844
Variance of log data	0.523172	97.5% Chebyshev (MVUE) UCL	2.372154
		99% Chebyshev (MVUE) UCL	2.887411
		95% Non-parametric UCLs	
		CLT UCL	1.767189
		Adj-CLT UCL (Adjusted for skewness)	1.835588
		Mod-t UCL (Adjusted for skewness)	1.781098
		Jackknife UCL	1.770429
		Standard Bootstrap UCL	1.763335
		Bootstrap-t UCL	1.902372
RECOMMENDATION		Hall's Bootstrap UCL	2.030495
Assuming gamma distribution (0.05)		Percentile Bootstrap UCL	1.785467
		BCA Bootstrap UCL	1.8188
Use Approximate Gamma UCL		95% Chebyshev (Mean, Sd) UCL	2.188916
		97.5% Chebyshev (Mean, Sd) UCL	2.481991
		99% Chebyshev (Mean, Sd) UCL	3.05768

APPENDIX B

TABLE B-9
PROUCL PRE-REMOVAL MERCURY CONCENTRATION
BLOCK E
SURFACE SOIL

Data File:	SURF AS V HG BLOCK E APPENDIX.xls	Variable:	MERCURY (PRE SURF)
Raw Statistics		Normal Distribution Test	
Number of Valid Samples	9	Shapiro-Wilk Test Statistic	0.506844
Number of Unique Samples	4	Shapiro-Wilk 5% Critical Value	0.829
Minimum	0.05	Data not normal at 5% significance level	
Maximum	0.12		
Mean	0.061667	95% UCL (Assuming Normal Distribution)	
Median	0.055	Student's-t UCL	0.075353
Standard Deviation	0.022079		
Variance	0.000488	Gamma Distribution Test	
Coefficient of Variation	0.358044	A-D Test Statistic	1.967205
Skewness	2.89415	A-D 5% Critical Value	0.721567
		K-S Test Statistic	0.399322
Gamma Statistics		K-S 5% Critical Value	0.279155
k hat	12.90714	Data does not follow a gamma distribution	
k star (bias corrected)	8.678832	at 5% significance level	
Theta hat	0.004778		
Theta star	0.007105	95% UCLs (Assuming Gamma Distribution)	
nu hat	232.3285	Approximate Gamma UCL	0.075071
nu star	156.219	Adjusted Gamma UCL	0.078304
Approx.Chi Square Value (.05)	128.3253		
Adjusted Level of Significance	0.0232	Lognormal Distribution Test	
Adjusted Chi Square Value	123.0272	Shapiro-Wilk Test Statistic	0.565849
		Shapiro-Wilk 5% Critical Value	0.829
Log-transformed Statistics		Data not lognormal at 5% significance level	
Minimum of log data	-2.995732		
Maximum of log data	-2.120264	95% UCLs (Assuming Lognormal Distribution	
Mean of log data	-2.82525	95% H-UCL	0.074378
Standard Deviation of log data	0.270076	95% Chebyshev (MVUE) UCL	0.085385
Variance of log data	0.072941	97.5% Chebyshev (MVUE) UCL	0.095831
		99% Chebyshev (MVUE) UCL	0.116352
		95% Non-parametric UCLs	
		CLT UCL	0.073772
		Adj-CLT UCL (Adjusted for skewness)	0.081359
		Mod-t UCL (Adjusted for skewness)	0.076536
		Jackknife UCL	0.075353
		Standard Bootstrap UCL	N/R
		Bootstrap-t UCL	N/R
RECOMMENDATION		Hall's Bootstrap UCL	N/R
Data are Non-parametric (0.05)		Percentile Bootstrap UCL	N/R
		BCA Bootstrap UCL	N/R
Use Student's-t UCL		95% Chebyshev (Mean, Sd) UCL	0.093747
or Modified-t UCL		97.5% Chebyshev (Mean, Sd) UCL	0.107629
		99% Chebyshev (Mean, Sd) UCL	0.134896

APPENDIX B

TABLE B-10
PROUCL PRE-REMOVAL MERCURY CONCENTRATION
BLOCK E
SUBURFACE SOIL

Data File:	SURF AS V HG BLOCK E APPENDIX.xls	Variable:	MERCURY (PRE SUB)
Raw Statistics		Normal Distribution Test	
Number of Valid Samples	75	Lilliefor's Test Statistic	0.359088
Number of Unique Samples	18	Lilliefor's 5% Critical Value	0.102306
Minimum	0.0095	Data not normal at 5% significance level	
Maximum	0.41		
Mean	0.040847	95% UCL (Assuming Normal Distribution)	
Median	0.01	Student's-t UCL	0.054253
Standard Deviation	0.069699		
Variance	0.004858	Gamma Distribution Test	
Coefficient of Variation	1.706364	A-D Test Statistic	11.70624
Skewness	3.473854	A-D 5% Critical Value	0.79077
		K-S Test Statistic	0.405537
Gamma Statistics		K-S 5% Critical Value	0.107003
k hat	0.794828	Data does not follow a gamma distribution	
k star (bias corrected)	0.771924	at 5% significance level	
Theta hat	0.051391		
Theta star	0.052915	95% UCLs (Assuming Gamma Distribution)	
nu hat	119.2242	Approximate Gamma UCL	0.051439
nu star	115.7886	Adjusted Gamma UCL	0.051672
Approx.Chi Square Value (.05)	91.94528		
Adjusted Level of Significance	0.0468	Lognormal Distribution Test	
Adjusted Chi Square Value	91.53068	Lilliefor's Test Statistic	0.395115
		Lilliefor's 5% Critical Value	0.102306
Log-transformed Statistics		Data not lognormal at 5% significance level	
Minimum of log data	-4.656463		
Maximum of log data	-0.891598	95% UCLs (Assuming Lognormal Distribution	
Mean of log data	-3.945287	95% H-UCL	0.046059
Standard Deviation of log data	1.07513	95% Chebyshev (MVUE) UCL	0.0565
Variance of log data	1.155905	97.5% Chebyshev (MVUE) UCL	0.066204
		99% Chebyshev (MVUE) UCL	0.085265
		95% Non-parametric UCLs	
		CLT UCL	0.054085
		Adj-CLT UCL (Adjusted for skewness)	0.057534
		Mod-t UCL (Adjusted for skewness)	0.054791
		Jackknife UCL	0.054253
		Standard Bootstrap UCL	0.053917
		Bootstrap-t UCL	0.060482
RECOMMENDATION		Hall's Bootstrap UCL	0.060052
Data are Non-parametric (0.05)		Percentile Bootstrap UCL	0.053807
		BCA Bootstrap UCL	0.057487
Use 97.5% Chebyshev (Mean, Sd) UCL		95% Chebyshev (Mean, Sd) UCL	0.075928
		97.5% Chebyshev (Mean, Sd) UCL	0.091108
		99% Chebyshev (Mean, Sd) UCL	0.120925

APPENDIX B

TABLE B-11
PROUCL PRE-REMOVAL VANADIUM CONCENTRATION
BLOCK E
SUBSURFACE SOIL

Data File:	SURF AS V HG BLOCK E APPENDIX.xls	Variable:	VANADIUM (PRE SUB)
Raw Statistics		Normal Distribution Test	
Number of Valid Samples	61	Lilliefor's Test Statistic	0.187004
Number of Unique Samples	55	Lilliefor's 5% Critical Value	0.113441
Minimum	2.2	Data not normal at 5% significance level	
Maximum	60.7		
Mean	15.00082	95% UCL (Assuming Normal Distribution)	
Median	14.3	Student's-t UCL	16.81628
Standard Deviation	8.487228		
Variance	72.03304	Gamma Distribution Test	
Coefficient of Variation	0.565784	A-D Test Statistic	1.787749
Skewness	3.05413	A-D 5% Critical Value	0.753822
		K-S Test Statistic	0.138663
Gamma Statistics		K-S 5% Critical Value	0.114281
k hat	3.996997	Data does not follow a gamma distribution	
k star (bias corrected)	3.811352	at 5% significance level	
Theta hat	3.753023		
Theta star	3.935826	95% UCLs (Assuming Gamma Distribution)	
nu hat	487.6336	Approximate Gamma UCL	16.76773
nu star	464.9849	Adjusted Gamma UCL	16.81277
Approx.Chi Square Value (.05)	415.987		
Adjusted Level of Significance	0.046066	Lognormal Distribution Test	
Adjusted Chi Square Value	414.8724	Lilliefor's Test Statistic	0.164518
		Lilliefor's 5% Critical Value	0.113441
Log-transformed Statistics		Data not lognormal at 5% significance level	
Minimum of log data	0.788457		
Maximum of log data	4.105944	95% UCLs (Assuming Lognormal Distribution	
Mean of log data	2.577826	95% H-UCL	17.3263
Standard Deviation of log data	0.536427	95% Chebyshev (MVUE) UCL	19.97623
Variance of log data	0.287754	97.5% Chebyshev (MVUE) UCL	22.05784
		99% Chebyshev (MVUE) UCL	26.14675
		95% Non-parametric UCLs	
		CLT UCL	16.78825
		Adj-CLT UCL (Adjusted for skewness)	17.2423
		Mod-t UCL (Adjusted for skewness)	16.8871
		Jackknife UCL	16.81628
		Standard Bootstrap UCL	16.72693
		Bootstrap-t UCL	17.57936
RECOMMENDATION		Hall's Bootstrap UCL	25.32002
Data are Non-parametric (0.05)		Percentile Bootstrap UCL	16.83934
		BCA Bootstrap UCL	17.30738
Use 95% Chebyshev (Mean, Sd) UCL		95% Chebyshev (Mean, Sd) UCL	19.73754
		97.5% Chebyshev (Mean, Sd) UCL	21.78712
		99% Chebyshev (Mean, Sd) UCL	25.81313

APPENDIX B

TABLE B-12
PROUCL POST-REMOVAL ARSENIC CONCENTRATION
BLOCK E
SURFACE SOIL

Data File:	SURF AS V HG BLOCK E APPENDIX.xls	Variable:	ARSENIC (POST SURF)
Raw Statistics		Normal Distribution Test	
Number of Valid Samples	9	Shapiro-Wilk Test Statistic	0.883023
Number of Unique Samples	8	Shapiro-Wilk 5% Critical Value	0.829
Minimum	0.25	Data are normal at 5% significance level	
Maximum	2.9		
Mean	1.294444	95% UCL (Assuming Normal Distribution)	
Median	1.1	Student's-t UCL	1.743516
Standard Deviation	0.724484		
Variance	0.524878	Gamma Distribution Test	
Coefficient of Variation	0.559688	A-D Test Statistic	0.47517
Skewness	1.257649	A-D 5% Critical Value	0.726287
		K-S Test Statistic	0.23501
Gamma Statistics		K-S 5% Critical Value	0.281044
k hat	3.284736	Data follow approximate gamma distribution	
k star (bias corrected)	2.263898	at 5% significance level	
Theta hat	0.394079		
Theta star	0.571777	95% UCLs (Assuming Gamma Distribution)	
nu hat	59.12526	Approximate Gamma UCL	1.944897
nu star	40.75017	Adjusted Gamma UCL	2.125784
Approx.Chi Square Value (.05)	27.12165		
Adjusted Level of Significance	0.0232	Lognormal Distribution Test	
Adjusted Chi Square Value	24.81382	Shapiro-Wilk Test Statistic	0.86635
		Shapiro-Wilk 5% Critical Value	0.829
Log-transformed Statistics		Data are lognormal at 5% significance level	
Minimum of log data	-1.386294		
Maximum of log data	1.064711	95% UCLs (Assuming Lognormal Distribution	
Mean of log data	0.098207	95% H-UCL	2.498493
Standard Deviation of log data	0.658915	95% Chebyshev (MVUE) UCL	2.637917
Variance of log data	0.43417	97.5% Chebyshev (MVUE) UCL	3.202458
		99% Chebyshev (MVUE) UCL	4.311391
		95% Non-parametric UCLs	
		CLT UCL	1.691668
		Adj-CLT UCL (Adjusted for skewness)	1.799843
		Mod-t UCL (Adjusted for skewness)	1.760389
		Jackknife UCL	1.743516
		Standard Bootstrap UCL	1.661163
		Bootstrap-t UCL	1.947098
RECOMMENDATION		Hall's Bootstrap UCL	4.255596
Data are normal (0.05)		Percentile Bootstrap UCL	1.718889
		BCA Bootstrap UCL	1.777778
Use Student's-t UCL		95% Chebyshev (Mean, Sd) UCL	2.347096
		97.5% Chebyshev (Mean, Sd) UCL	2.802579
		99% Chebyshev (Mean, Sd) UCL	3.697288

APPENDIX B

TABLE B-13
PROUCL POST-REMOVAL ARSENIC CONCENTRATION
BLOCK E
SUBSURFACE SOIL

Data File:	SURF AS V HG BLOCK E APPENDIX.xls	Variable:	ARSENIC (POST SUB)
Raw Statistics		Normal Distribution Test	
Number of Valid Samples	75	Lilliefor's Test Statistic	0.210101
Number of Unique Samples	42	Lilliefor's 5% Critical Value	0.102306
Minimum	0.22	Data not normal at 5% significance level	
Maximum	9.6		
Mean	1.288133	95% UCL (Assuming Normal Distribution)	
Median	1.1	Student's-t UCL	1.550639
Standard Deviation	1.364804		
Variance	1.862691	Gamma Distribution Test	
Coefficient of Variation	1.059521	A-D Test Statistic	1.290874
Skewness	3.724946	A-D 5% Critical Value	0.770216
		K-S Test Statistic	0.089115
Gamma Statistics		K-S 5% Critical Value	0.105058
k hat	1.473568	Data follow approximate gamma distribution	
k star (bias corrected)	1.423514	at 5% significance level	
Theta hat	0.87416		
Theta star	0.904897	95% UCLs (Assuming Gamma Distribution)	
nu hat	221.0352	Approximate Gamma UCL	1.522058
nu star	213.5271	Adjusted Gamma UCL	1.527027
Approx.Chi Square Value (.05)	180.7101		
Adjusted Level of Significance	0.0468	Lognormal Distribution Test	
Adjusted Chi Square Value	180.1222	Lilliefor's Test Statistic	0.110294
		Lilliefor's 5% Critical Value	0.102306
Log-transformed Statistics		Data not lognormal at 5% significance level	
Minimum of log data	-1.514128		
Maximum of log data	2.261763	95% UCLs (Assuming Lognormal Distribution	
Mean of log data	-0.123008	95% H-UCL	1.611868
Standard Deviation of log data	0.875896	95% Chebyshev (MVUE) UCL	1.943037
Variance of log data	0.767193	97.5% Chebyshev (MVUE) UCL	2.226181
		99% Chebyshev (MVUE) UCL	2.782362
		95% Non-parametric UCLs	
		CLT UCL	1.547352
		Adj-CLT UCL (Adjusted for skewness)	1.619781
		Mod-t UCL (Adjusted for skewness)	1.561936
		Jackknife UCL	1.550639
		Standard Bootstrap UCL	1.530138
		Bootstrap-t UCL	1.666127
RECOMMENDATION		Hall's Bootstrap UCL	1.906928
Assuming gamma distribution (0.05)		Percentile Bootstrap UCL	1.56
		BCA Bootstrap UCL	1.671333
Use Approximate Gamma UCL		95% Chebyshev (Mean, Sd) UCL	1.97507
		97.5% Chebyshev (Mean, Sd) UCL	2.272308
		99% Chebyshev (Mean, Sd) UCL	2.856174

APPENDIX B

TABLE B-14
PROUCL POST-REMOVAL VANADIUM CONCENTRATION
BLOCK E
SUBSURFACE SOIL

Data File:	SURF AS V HG BLOCK E APPENDIX.xls	Variable:	VANADIUM (POST SUB)
Raw Statistics		Normal Distribution Test	
Number of Valid Samples	61	Lilliefor's Test Statistic	0.15546
Number of Unique Samples	45	Lilliefor's 5% Critical Value	0.113441
Minimum	0.05	Data not normal at 5% significance level	
Maximum	21.1		
Mean	10.88033	95% UCL (Assuming Normal Distribution)	
Median	13	Student's-t UCL	12.31488
Standard Deviation	6.706522		
Variance	44.97744	Gamma Distribution Test	
Coefficient of Variation	0.61639	A-D Test Statistic	9.124309
Skewness	-0.538086	A-D 5% Critical Value	0.802192
		K-S Test Statistic	0.3274
Gamma Statistics		K-S 5% Critical Value	0.119261
k hat	0.645048	Data does not follow a gamma distribution	
k star (bias corrected)	0.624253	at 5% significance level	
Theta hat	16.86747		
Theta star	17.42935	95% UCLs (Assuming Gamma Distribution)	
nu hat	78.69584	Approximate Gamma UCL	14.52278
nu star	76.15888	Adjusted Gamma UCL	14.6252
Approx.Chi Square Value (.05)	57.05751		
Adjusted Level of Significance	0.046066	Lognormal Distribution Test	
Adjusted Chi Square Value	56.65793	Lilliefor's Test Statistic	0.331041
		Lilliefor's 5% Critical Value	0.113441
Log-transformed Statistics		Data not lognormal at 5% significance level	
Minimum of log data	-2.995732		
Maximum of log data	3.049273	95% UCLs (Assuming Lognormal Distribution	
Mean of log data	1.439085	95% H-UCL	159.8658
Standard Deviation of log data	2.251022	95% Chebyshev (MVUE) UCL	137.7622
Variance of log data	5.067101	97.5% Chebyshev (MVUE) UCL	177.239
		99% Chebyshev (MVUE) UCL	254.7837
		95% Non-parametric UCLs	
		CLT UCL	12.29273
		Adj-CLT UCL (Adjusted for skewness)	12.22952
		Mod-t UCL (Adjusted for skewness)	12.30502
		Jackknife UCL	12.31488
		Standard Bootstrap UCL	12.3103
		Bootstrap-t UCL	12.31084
RECOMMENDATION		Hall's Bootstrap UCL	12.20512
Data are Non-parametric (0.05)		Percentile Bootstrap UCL	12.29344
		BCA Bootstrap UCL	12.20492
Use 99% Chebyshev (Mean, Sd) UCL		95% Chebyshev (Mean, Sd) UCL	14.62324
		97.5% Chebyshev (Mean, Sd) UCL	16.2428
		99% Chebyshev (Mean, Sd) UCL	19.42411

APPENDIX B

TABLE B-15
PROUCL POST-REMOVAL MERCURY CONCENTRATION
BLOCK E
SUBSURFACE SOIL

Data File:	SURF AS V HG BLOCK E APPENDIX.xls	Variable:	MERCURY (POST SUB)
Raw Statistics		Normal Distribution Test	
Number of Valid Samples	75	Lilliefor's Test Statistic	0.411815
Number of Unique Samples	13	Lilliefor's 5% Critical Value	0.102306
Minimum	0.001	Data not normal at 5% significance level	
Maximum	0.29		
Mean	0.024737	95% UCL (Assuming Normal Distribution)	
Median	0.01	Student's-t UCL	0.033018
Standard Deviation	0.043058		
Variance	0.001854	Gamma Distribution Test	
Coefficient of Variation	1.740637	A-D Test Statistic	7.707566
Skewness	4.135672	A-D 5% Critical Value	0.797091
		K-S Test Statistic	0.359215
Gamma Statistics		K-S 5% Critical Value	0.107514
k hat	0.707509	Data does not follow a gamma distribution	
k star (bias corrected)	0.688098	at 5% significance level	
Theta hat	0.034963		
Theta star	0.035949	95% UCLs (Assuming Gamma Distribution)	
nu hat	106.1264	Approximate Gamma UCL	0.03161
nu star	103.2146	Adjusted Gamma UCL	0.031762
Approx.Chi Square Value (.05)	80.77239		
Adjusted Level of Significance	0.0468	Lognormal Distribution Test	
Adjusted Chi Square Value	80.38484	Lilliefor's Test Statistic	0.308941
		Lilliefor's 5% Critical Value	0.102306
Log-transformed Statistics		Data not lognormal at 5% significance level	
Minimum of log data	-6.907755		
Maximum of log data	-1.237874	95% UCLs (Assuming Lognormal Distribution	
Mean of log data	-4.552424	95% H-UCL	0.03841
Standard Deviation of log data	1.335004	95% Chebyshev (MVUE) UCL	0.047226
Variance of log data	1.782235	97.5% Chebyshev (MVUE) UCL	0.056781
		99% Chebyshev (MVUE) UCL	0.075548
		95% Non-parametric UCLs	
		CLT UCL	0.032915
		Adj-CLT UCL (Adjusted for skewness)	0.035452
		Mod-t UCL (Adjusted for skewness)	0.033414
		Jackknife UCL	0.033018
		Standard Bootstrap UCL	0.032902
		Bootstrap-t UCL	0.039418
RECOMMENDATION		Hall's Bootstrap UCL	0.047069
Data are Non-parametric (0.05)		Percentile Bootstrap UCL	0.033047
		BCA Bootstrap UCL	0.036733
Use 97.5% Chebyshev (Mean, Sd) UCL		95% Chebyshev (Mean, Sd) UCL	0.046409
		97.5% Chebyshev (Mean, Sd) UCL	0.055786
		99% Chebyshev (Mean, Sd) UCL	0.074206

APPENDIX B

TABLE B-16
PRE- AND POST-RESPONSE ACTION RISKS
BLOCK E
SURFACE SOIL
PAGE 1 OF 2

Surface Soil Boring	Residential Risks (Pre-Response Action) [1]		Residential Risks (Pre-Response Minus Background) [2]		Residential Risks (Post-Response Action) [3]		B[a]P Concentration (ug/kg)[4]	PCB Concentration (ug/kg)[4]
	Cancer	Noncancer	Cancer	Noncancer	Cancer	Noncancer		
SB-4B	NA	NA	NA	NA	NA	NA	NA	ND
SB-115	8.6E-06	0.17	2.2E-07	0.04	2.2E-07	0.04	ND	ND
SB-169	NA	NA	NA	NA	NA	NA	NA	NA
SB-1A	3.4E-06	0.09	2.1E-07	0.04	2.1E-07	0.04	ND	ND
SB-232	4.9E-07	0	4.9E-07	0	4.9E-07	0	NA	94
SB-232	7.3E-07	0	7.3E-07	0	7.3E-07	0	NA	140
SB-233	0	0	0	0	0	0	NA	ND
SB-233	4.2E-07	0	4.2E-07	0	4.2E-07	0	NA	80
SB-234	4.4E-08	0	4.4E-08	0	4.4E-08	0	NA	8.5
SB-234	5.6E-06	0	5.6E-06	0	5.6E-06	0	NA	1,070
SB-235	0	0	0	0	0	0	NA	ND
SB-235	5.6E-07	0	5.6E-07	0	5.6E-07	0	NA	108
SB-2A	2.9E-06	0.07	1.1E-07	0.02	1.1E-07	0.02	ND	ND
SB-35	2.7E-06	0.06	7.1E-08	0.01	7.1E-08	0.01	ND	ND
SB-36	3.6E-06	0.09	1.6E-07	0.03	1.6E-07	0.03	ND	ND
SB-3A-	6.3E-06	0.10	2.0E-06	0.03	2.0E-06	0.03	ND	350
SB-41C	NA	NA	NA	NA	NA	NA	NA	NA
SB-41S	NA	NA	NA	NA	NA	NA	NA	NA
SB-42C	NA	NA	NA	NA	NA	NA	NA	NA
SB-42S	NA	NA	NA	NA	NA	NA	NA	NA
SB-43C	NA	NA	NA	NA	NA	NA	NA	NA
SB-43T	NA	NA	NA	NA	NA	NA	NA	NA
SB-4A	9.4E-04	0.10	9.4E-04	0.04	7.6E-06	0.04	110	180,000
SB-5A	3.5E-06	0.11	3.1E-07	0.06	3.1E-07	0.06	ND	ND
SB-6A	5.0E-06	0.10	1.1E-07	0.02	1.1E-07	0.02	ND	ND
SS-521	1.6E-05	0	1.6E-05	0	1.6E-05	0	NA	3,100
SS-522	1.8E-05	0	1.8E-05	0	1.8E-05	0	NA	3,400
SS-523	1.1E-05	0	1.1E-05	0	1.1E-05	0	NA	2,100
SS-524	2.7E-04	0	2.7E-04	0	0	0	NA	52,000
SS-525	2.8E-04	0	2.8E-04	0	0	0	NA	54,000
SS-526	4.3E-04	0	4.3E-04	0	0	0	NA	82,000
SS-527	3.2E-04	0	3.2E-04	0	0	0	NA	62,000
SS-528	1.8E-04	0	1.8E-04	0	0	0	NA	34,000
SS-529	7.8E-03	0	7.8E-03	0	0	0	NA	1,500,000
SS-530	3.6E-03	0	3.6E-03	0	0	0	NA	690,000
SS-531	9.9E-04	0	9.9E-04	0	0	0	NA	190,000
SS-532	1.1E-05	0	1.1E-05	0	1.1E-05	0	NA	2,100
SS-533	2.8E-04	0	2.8E-04	0	0	0	NA	53,000
SS-534	2.6E-04	0	2.6E-04	0	0	0	NA	49,000
SS-535	3.1E-05	0	3.1E-05	0	0	0	NA	6,000
SS-536	4.0E-04	0	4.0E-04	0	0	0	NA	77,000
SS-537	5.2E-05	0	5.2E-05	0	0	0	NA	10,000
SS-538	2.3E-05	0	2.3E-05	0	0	0	NA	4,500
SS-539	9.4E-05	0	9.4E-05	0	0	0	NA	18,000
SS-540	9.4E-06	0	9.4E-06	0	9.4E-06	0	NA	1,800

APPENDIX B

TABLE B-16
PRE- AND POST-RESPONSE ACTION RISKS
BLOCK E
SURFACE SOIL
PAGE 2 OF 2

Surface Soil Boring	Residential Risks (Pre-Response Action) [1]		Residential Risks (Pre-Response Minus Background) [2]		Residential Risks (Post-Response Action) [3]		B[a]P Concentration (ug/kg)[4]	PCB Concentration (ug/kg)[4]
	Cancer	Noncancer	Cancer	Noncancer	Cancer	Noncancer		

1 Soil boring location risks as identified in the Site Characterization Report (Tetra Tech, May 2006).
2 Soil boring location risks as identified in the Site Characterization Report (Tetra Tech, May 2006) minus risks associated with arsenic.
3 Soil boring location risks excluding those attributable to arsenic (less than Block E-specific background reference concentration of 12).
4 Concentration used to calculate risk in the Site Characterization Report (Tetra Tech, May 2006).

APPENDIX B

TABLE B-17
PRE- AND POST-RESPONSE ACTION RISKS
BLOCK E
SUBSURFACE SOIL
PAGE 1 OF 5

Subsurface Soil Boring	Residential Risks (Pre-Response Action) [1]		Residential Risks (Pre-Response Minus Background) [2]		Residential Risks (Post-Response Action) [3]		B[a]P Concentration (ug/kg)[4]	PCB Concentration (ug/kg)[4]
	Cancer	Noncancer	Cancer	Noncancer	Cancer	Noncancer		
SB-1-05	1.6E-05	0.31	2.8E-07	0.05	0	0.05	ND	ND
SB-1-10	5.2E-06	0.08	0	0	0	0	ND	ND
SB-10-05	NA	NA	NA	NA	NA	NA	NA	NA
SB-11-05	NA	NA	NA	NA	NA	NA	NA	NA
SB-12-05	NA	NA	NA	NA	NA	NA	NA	NA
SB-13-05	NA	NA	NA	NA	NA	NA	NA	NA
SB-14-05	NA	NA	NA	NA	NA	NA	NA	NA
SB-15-05	NA	NA	NA	NA	NA	NA	NA	NA
SB-16-05	NA	NA	NA	NA	NA	NA	NA	NA
SB-17-05	NA	NA	NA	NA	NA	NA	NA	NA
SB-18-05	NA	NA	NA	NA	NA	NA	NA	NA
SB-19-05	NA	NA	NA	NA	NA	NA	NA	NA
SB-19-10	NA	NA	NA	NA	NA	NA	NA	NA
SB-2-05	6.0E-06	0.10	0	0	0	0	ND	ND
SB-2-10	2.5E-06	0.04	0	0	0	0	ND	ND
SB-20-05	NA	NA	NA	NA	NA	NA	NA	NA
SB-20-10	NA	NA	NA	NA	NA	NA	NA	NA
SB-21-05	NA	NA	NA	NA	NA	NA	NA	NA
SB-21-10	NA	NA	NA	NA	NA	NA	NA	NA
SB-3-05	4.3E-06	0.07	0	0	0	0	ND	ND
SB-3-10	4.6E-06	0.07	0	0	0	0	ND	ND
SB-345-0001	4.6E-07	0	4.6E-07	0	1.4E-06	0	NA	260
SB-346-0001	3.0E-06	0	3.0E-06	0	8.9E-06	0	NA	1,700
SB-347-0001	1.3E-05	0	1.3E-05	0	0	0	NA	7,100
SB-348-0001	6.0E-05	0	6.0E-05	0	0	0	NA	34,000
SB-349-0001	4.3E-05	0	4.3E-05	0	0	0	NA	24,000
SB-35-04	4.7E-06	0.09	1.1E-07	0.02	0	0.02	ND	ND
SB-350-0001	9.8E-05	0	9.8E-05	0	0	0	NA	55,000
SB-351-0001	3.7E-05	0	3.7E-05	0	0	0	NA	21,000
SB-352-0001	3.4E-05	0	3.4E-05	0	0	0	NA	19,000
SB-353-0001	3.2E-03	0	3.2E-03	0	0	0	NA	1,800,000
SB-354-0001	7.1E-04	0	7.1E-04	0	0	0	NA	400,000
SB-355-0001	1.7E-04	0	1.7E-04	0	0	0	NA	96,000
SB-356-0001	4.4E-05	0	4.4E-05	0	0	0	NA	25,000
SB-357-0001	2.1E-05	0	2.1E-05	0	0	0	NA	12,000
SB-358-0001	4.8E-05	0	4.8E-05	0	0	0	NA	27,000
SB-359-0001	6.6E-06	0	6.6E-06	0	0	0	NA	3,700
SB-36-05	3.8E-06	0.07	6.1E-08	0.01	0	0.01	ND	ND
SB-360-0001	4.8E-05	0	4.8E-05	0	0	0	NA	27,000
SB-361-0001	2.5E-04	0	2.5E-04	0	0	0	NA	140,000
SB-362-0001	8.9E-06	0	8.9E-06	0	0	0	NA	5,000
SB-363-0001	4.3E-05	0	4.3E-05	0	0	0	NA	24,000
SB-364-0001	2.1E-05	0	2.1E-05	0	0	0	NA	12,000
SB-4-05	1.4E-05	0.28	2.9E-07	0.05	0	0.05	ND	ND
SB-4-10	6.9E-06	0.11	0	0	0	0	ND	ND
SB-5-05	4.0E-06	0.06	0	0	0	0	ND	ND
SB-5-10	3.2E-06	0.05	0	0	0	0	ND	ND
SB-500-0001	7.0E-06	0.44	3.3E-06	0.03	6.3E-06	0.03	340	47
SB-500-0406	9.7E-07	0.32	8.0E-08	0.01	0	0.01	ND	ND
SB-500-0810	2.2E-06	0.51	1.2E-07	0.02	0	0.02	ND	ND
SB-501-0001	1.1E-04	0.74	1.0E-04	0.03	0	0	190	58,000
SB-501-0406	1.4E-05	0.25	1.0E-05	0.01	0	0	ND	5,800

APPENDIX B

TABLE B-17
PRE- AND POST-RESPONSE ACTION RISKS
BLOCK E
SUBSURFACE SOIL
PAGE 2 OF 5

Subsurface Soil Boring	Residential Risks (Pre-Response Action) [1]		Residential Risks (Pre-Response Minus Background) [2]		Residential Risks (Post-Response Action) [3]		B[a]P Concentration (ug/kg)[4]	PCB Concentration (ug/kg)[4]
	Cancer	Noncancer	Cancer	Noncancer	Cancer	Noncancer		
SB-501-0810	4.5E-05	0.62	4.3E-05	0.03	0	0	ND	24,000
SB-502-0001	3.8E-05	0.43	3.3E-05	0.02	0	0	3,900	1,200
SB-502-0406	9.1E-05	0.26	8.7E-05	0.01	0	0	16	49,000
SB-502-0810	1.2E-04	0.14	1.2E-04	0.01	0	0	ND	65,000
SB-503-0001	6.7E-05	1.6	6.0E-05	0.11	0	0	7,600	1,700

APPENDIX B

TABLE B-17
PRE- AND POST-RESPONSE ACTION RISKS
BLOCK E
SUBSURFACE SOIL
PAGE 3 OF 5

Subsurface Soil Boring	Residential Risks (Pre-Response Action) (1)		Residential Risks (Pre-Response Minus Background) (2)		Residential Risks (Post-Response Action) (3)		B[a]P Concentration (ug/kg)(4)	PCB Concentration (ug/kg)(4)
	Cancer	Noncancer	Cancer	Noncancer	Cancer	Noncancer		
SB-503-0406	2.1E-06	0.17	9.3E-07	0.01	2.4E-06	0.01	26	380
SB-503-1012	5.0E-06	0.57	1.5E-07	0.03	0	0.03	ND	ND
SB-504-0001	4.6E-06	0.67	3.1E-06	0.04	0	0	95	1,200
SB-504-0406	3.8E-05	0.62	3.2E-05	0.04	0	0	1,500	11,000
SB-504-0810	8.3E-06	0.63	4.8E-06	0.04	0	0	73	2,300
SB-505-0001	1.9E-04	2.1	1.8E-04	0.35	0	0	560	99,000
SB-505-0406	3.6E-06	0.58	1.4E-07	0.02	7.8E-08	0.02	ND	15
SB-505-0810	6.3E-06	0.53	1.4E-06	0.03	3.6E-06	0.03	10	650
SB-506-0001	5.3E-06	0.44	9.8E-08	0.01	6.2E-08	0.01	ND	12
SB-506-0406	4.7E-06	0.52	9.4E-08	0.02	0	0.02	ND	ND
SB-506-0810	3.0E-06	0.26	8.3E-08	0.01	1.0E-07	0.01	ND	20
SB-507-0001	6.3E-06	0.58	2.1E-07	0.03	2.5E-07	0.03	14	ND
SB-507-0406	6.7E-06	0.59	1.2E-07	0.02	0	0.02	ND	ND
SB-507-0810	3.2E-06	0.45	8.1E-08	0.02	0	0.02	ND	ND
SB-508-0001	7.3E-06	0.56	1.5E-07	0.02	7.8E-08	0.02	ND	15
SB-508-0406	4.1E-06	0.61	9.9E-08	0.02	0	0.02	ND	ND
SB-508-0810	1.4E-06	0.40	1.4E-07	0.03	0	0.03	ND	ND
SB-509-0001	4.4E-06	0.38	6.8E-08	0.01	0	0.01	ND	ND
SB-509-0406	5.0E-06	0.48	1.1E-07	0.02	0	0.02	ND	ND
SB-509-0810	7.3E-06	0.41	9.0E-08	0.02	0	0.02	ND	ND
SB-510-0001	2.8E-05	0.69	3.8E-07	0.02	5.7E-07	0.02	23	31
SB-510-0406	8.4E-07	0.37	9.2E-08	0.02	0	0.02	ND	ND
SB-510-0810	1.5E-06	0.46	4.6E-07	0.02	6.9E-07	0.02	34	16
SB-511-0001	2.3E-06	0.60	8.5E-07	0.03	1.4E-06	0.03	62	49
SB-511-0406	1.7E-06	0.09	7.8E-08	0.00	8.3E-08	0.00	ND	16
SB-511-0810	1.1E-06	0.22	4.3E-08	0.01	0	0.01	ND	ND
SB-512-0001	4.7E-06	0.47	3.4E-07	0.03	4.6E-07	0.03	17	30
SB-512-0406	1.8E-06	0.38	9.2E-08	0.02	0	0.02	ND	ND
SB-512-0810	2.8E-06	0.40	6.3E-07	0.03	1.4E-06	0.03	75	18
SB-513-0001	5.2E-06	0.39	3.1E-07	0.03	4.4E-07	0.03	ND	84
SB-513-0406	6.7E-06	0.45	1.0E-07	0.02	0	0.02	ND	ND
SB-513-0810	1.3E-06	0.11	2.5E-08	0.00	0	0.00	ND	ND
SB-514-0001	4.5E-06	0.62	1.7E-07	0.05	0	0.05	ND	ND
SB-514-0406	1.2E-06	0.45	1.3E-07	0.02	0	0.02	ND	ND
SB-514-0810	3.9E-06	0.52	1.2E-07	0.02	0	0.02	ND	ND
SB-515-0001	8.8E-06	0.48	5.9E-06	0.04	0	0	630	290
SB-515-0406	1.9E-06	0.41	9.9E-08	0.02	0	0.02	ND	ND
SB-515-0810	8.1E-07	0.34	1.7E-07	0.02	9.9E-08	0.02	ND	19
SB-516-0001	4.1E-06	0.61	1.4E-06	0.03	2.7E-06	0.03	150	ND
SB-517-0001	3.4E-06	0.49	2.4E-07	0.02	2.7E-07	0.02	15	ND
SB-517-0406	1.7E-06	0.38	8.3E-08	0.02	0	0.02	ND	ND
SB-517-0810	2.9E-06	0.46	7.1E-07	0.03	1.5E-06	0.03	30	190
SB-518-0001	6.5E-06	0.59	1.2E-07	0.02	0	0.02	ND	ND
SB-518-0406	6.5E-06	0.69	1.4E-07	0.03	0	0.03	ND	ND
SB-518-0810	1.3E-06	0.21	4.8E-08	0.01	0	0.01	ND	ND
SB-519-0001	4.7E-06	0.63	1.4E-07	0.02	0	0.02	ND	ND
SB-519-0406	1.8E-06	0.35	8.3E-08	0.02	0	0.02	ND	ND
SB-519-0810	3.5E-06	0.20	4.9E-08	0.01	0	0.01	ND	ND
SB-520-0001	2.7E-06	0.37	3.1E-07	0.02	5.7E-07	0.02	32	ND
SB-520-0406	3.6E-06	0.52	1.0E-07	0.02	0	0.02	ND	ND
SB-520-0810	3.8E-06	0.42	1.1E-07	0.01	0	0.01	ND	ND
SB-6-05	2.2E-06	0.04	0.0E+00	0	0	0	ND	ND

APPENDIX B

TABLE B-17
PRE- AND POST-RESPONSE ACTION RISKS
BLOCK E
SUBSURFACE SOIL
PAGE 4 OF 5

Subsurface Soil Boring	Residential Risks (Pre-Response Action) (1)		Residential Risks (Pre-Response Minus Background) (2)		Residential Risks (Post-Response Action) (3)		B[a]P Concentration (ug/kg)(4)	PCB Concentration (ug/kg)(4)
	Cancer	Noncancer	Cancer	Noncancer	Cancer	Noncancer		
SB-6-10	6.0E-06	0.14	2.4E-07	0.04	0	0.04	ND	ND
SB-9-05	NA	NA	NA	NA	NA	NA	NA	NA

APPENDIX B

TABLE B-17
PRE- AND POST-RESPONSE ACTION RISKS
BLOCK E
SUBSURFACE SOIL
PAGE 5 OF 5

Subsurface Soil Boring	Residential Risks (Pre-Response Action) (1)		Residential Risks (Pre-Response Minus Background) (2)		Residential Risks (Post-Response Action) (3)		B[a]P Concentration (ug/kg)(4)	PCB Concentration (ug/kg)(4)
	Cancer	Noncancer	Cancer	Noncancer	Cancer	Noncancer		

1 Soil boring location risks as identified in the Site Characterization Report (Tetra Tech, May 2006).

2 Soil boring location risks as identified in the Site Characterization Report (Tetra Tech, May 2006) minus risks associated with arsenic and vanadium.

3 Soil boring location risks excluding those attributable to arsenic and vanadium (less than Block E-specific background reference concentration of 12 and 91 mg/kg, respectively).

4 Concentration used to calculate risk in the Site Characterization Report (Tetra Tech, May 2006).

APPENDIX C - FIELD DOCUMENTATION NOTES AND BORING LOGS

Tetra Tech NUS, Inc.

SOIL & SEDIMENT SAMPLE LOG SHEET

Project Site Name: LMC MR
Project No.: 112IC00995

Sample ID No.: SB-315
Sample Location:
Sampled By: CW
C.O.C. No.:

[X] Surface Soil
[X] Subsurface Soil
[] Sediment
[] Other:
[] QA Sample Type:

Type of Sample:
[] Low Concentration
[] High Concentration

GRAB SAMPLE DATA:

Date:	Depth Interval	Color	Description (Sand, Silt, Clay, Moisture, etc.)
Time:			
Method:			
Monitor Reading (ppm):			

COMPOSITE SAMPLE DATA:

Date:	Time	Depth Interval	Color	Description (Sand, Silt, Clay, Moisture, etc.)
	0730	SURFACE		
Method:				
Monitor Readings (Range in ppm):				

SAMPLE COLLECTION INFORMATION:

Analysis	Container Requirements	Collected	Other
PCB			

OBSERVATIONS / NOTES:

MAP:

Circle if Applicable:

MS/MSD	Duplicate ID No.:

Signature(s):

Tetra Tech NUS, Inc.

SOIL & SEDIMENT SAMPLE LOG SHEET

Project Site Name: LMC MR
Project No.: 112IC00998

Sample ID No.: SB-346
Sample Location:
Sampled By: CW
C.O.C. No.:

[] Surface Soil
[] Subsurface Soil
[] Sediment
[] Other:
[] QA Sample Type:

Type of Sample:
[] Low Concentration
[] High Concentration

GRAB SAMPLE DATA:

Date:	Depth Interval	Color	Description (Sand, Silt, Clay, Moisture, etc.)
Time:			
Method:			
Monitor Reading (ppm):			

COMPOSITE SAMPLE DATA:

Date:	Time	Depth Interval	Color	Description (Sand, Silt, Clay, Moisture, etc.)
	0735	SURFACE		
Method:				
Monitor Readings (Range in ppm):				

SAMPLE COLLECTION INFORMATION:

Analysis	Container Requirements	Collected	Other
PCB			

OBSERVATIONS / NOTES:

MAP:

Circle if Applicable:

MS/MSD	Duplicate ID No.:

Signature(s):

Tetra Tech NUS, Inc.

SOIL & SEDIMENT SAMPLE LOG SHEET

Project Site Name: CMC MR
Project No.: 112IC.00745

Sample ID No.: SB-347
Sample Location:
Sampled By: CW
C.O.C. No.:

[] Surface Soil
[] Subsurface Soil
[] Sediment
[] Other:
[] QA Sample Type:

Type of Sample:
[] Low Concentration
[] High Concentration

GRAB SAMPLE DATA:

Date:	Depth Interval	Color	Description (Sand, Silt, Clay, Moisture, etc.)
Time:			
Method:			
Monitor Reading (ppm):			

COMPOSITE SAMPLE DATA:

Date:	Time	Depth Interval	Color	Description (Sand, Silt, Clay, Moisture, etc.)
	0737	SURFACE		
Method:				
Monitor Readings				
(Range in ppm):				

SAMPLE COLLECTION INFORMATION:

Analysis	Container Requirements	Collected	Other

OBSERVATIONS / NOTES:

MAP:

Circle if Applicable:

MS/MSD	Duplicate ID No.:

Signature(s):

Tetra Tech NUS, Inc.

SOIL & SEDIMENT SAMPLE LOG SHEET

Project Site Name: LMC MR
Project No.: 112 IC 00998

Sample ID No.: SB-348
Sample Location:
Sampled By:
C.O.C. No.:

[] Surface Soil
[] Subsurface Soil
[] Sediment
[] Other:
[] QA Sample Type:

Type of Sample:
[] Low Concentration
[] High Concentration

GRAB SAMPLE DATA:

Date:	Depth Interval	Color	Description (Sand, Silt, Clay, Moisture, etc.)
Time:			
Method:			
Monitor Reading (ppm):			

COMPOSITE SAMPLE DATA:

Date:	Time	Depth Interval	Color	Description (Sand, Silt, Clay, Moisture, etc.)
	0734	SURFACE		
Method:				
Monitor Readings (Range in ppm):				

SAMPLE COLLECTION INFORMATION:

Analysis	Container Requirements	Collected	Other
PLB			

OBSERVATIONS / NOTES:

MAP:

Circle if Applicable:

MS/MSD	Duplicate ID No.:

Signature(s):

Tetra Tech NUS, Inc.

SOIL & SEDIMENT SAMPLE LOG SHEET

Project Site Name: LMC MSL
Project No.: 112ILC00998

Sample ID No.: SB-349
Sample Location:
Sampled By: CW
C.O.C. No.:

[✓] Surface Soil
[] Subsurface Soil
[] Sediment
[] Other:
[] QA Sample Type:

Type of Sample:
[] Low Concentration
[] High Concentration

GRAB SAMPLE DATA:

Date:	Depth Interval	Color	Description (Sand, Silt, Clay, Moisture, etc.)
Time:			
Method:			
Monitor Reading (ppm):			

COMPOSITE SAMPLE DATA:

Date:	Time	Depth Interval	Color	Description (Sand, Silt, Clay, Moisture, etc.)
	0745	SURFACE		
Method:				
Monitor Readings				
(Range in ppm):				

SAMPLE COLLECTION INFORMATION:

Analysis	Container Requirements	Collected	Other
PCB			

OBSERVATIONS / NOTES:

MAP:

Circle if Applicable:

MS/MSD	Duplicate ID No.:

Signature(s):

Tetra Tech NUS, Inc.

SOIL & SEDIMENT SAMPLE LOG SHEET

Project Site Name: LMC-NR
Project No.: 1121C00148

Sample ID No.: SB-350
Sample Location:
Sampled By: CW
C.O.C. No.:

[✓] Surface Soil
[] Subsurface Soil
[] Sediment
[] Other:
[] QA Sample Type:

Type of Sample:
[] Low Concentration
[] High Concentration

GRAB SAMPLE DATA:

Date: / Time: / Method: / Monitor Reading (ppm):	Depth Interval	Color	Description (Sand, Silt, Clay, Moisture, etc.)

COMPOSITE SAMPLE DATA:

Date:	Time	Depth Interval	Color	Description (Sand, Silt, Clay, Moisture, etc.)
	0750	SURFACE		
Method:				
Monitor Readings (Range in ppm):				

SAMPLE COLLECTION INFORMATION:

Analysis	Container Requirements	Collected	Other
PCB			

OBSERVATIONS / NOTES:

MAP:

Circle if Applicable:

MS/MSD	Duplicate ID No.:

Signature(s):

Tetra Tech NUS, Inc.

SOIL & SEDIMENT SAMPLE LOG SHEET

Project Site Name: LMC - MR
Project No.: 112IC00498

Sample ID No.: SB-351
Sample Location:
Sampled By: CW
C.O.C. No.:

[] Surface Soil
[] Subsurface Soil
[] Sediment
[] Other:
[] QA Sample Type:

Type of Sample:
[] Low Concentration
[] High Concentration

GRAB SAMPLE DATA:

Date:	Depth Interval	Color	Description (Sand, Silt, Clay, Moisture, etc.)
Time:			
Method:			
Monitor Reading (ppm):			

COMPOSITE SAMPLE DATA:

Date:	Time	Depth Interval	Color	Description (Sand, Silt, Clay, Moisture, etc.)
	0754	SURFACE		
Method:				
Monitor Readings				
(Range in ppm):				

SAMPLE COLLECTION INFORMATION:

Analysis	Container Requirements	Collected	Other
PCB			

OBSERVATIONS / NOTES:

MAP:

Circle if Applicable:

MS/MSD	Duplicate ID No.:

Signature(s):

Tetra Tech NUS, Inc.

SOIL & SEDIMENT SAMPLE LOG SHEET

Project Site Name: LMC MR
Project No.: 112C00998

Sample ID No.: SB-352
Sample Location:
Sampled By: CW
C.O.C. No.:

[✓] Surface Soil
[] Subsurface Soil
[] Sediment
[] Other:
[] QA Sample Type:

Type of Sample:
[] Low Concentration
[] High Concentration

GRAB SAMPLE DATA:

Date:	Depth Interval	Color	Description (Sand, Silt, Clay, Moisture, etc.)
Time:			
Method:			
Monitor Reading (ppm):			

COMPOSITE SAMPLE DATA:

Date:	Time	Depth Interval	Color	Description (Sand, Silt, Clay, Moisture, etc.)
	0758	SURFACE		
Method:				
Monitor Readings				
(Range in ppm):				

SAMPLE COLLECTION INFORMATION:

Analysis	Container Requirements	Collected	Other
PCB			

OBSERVATIONS / NOTES:

MAP:

Circle if Applicable:

MS/MSD	Duplicate ID No.:

Signature(s):

Tetra Tech NUS, Inc.

SOIL & SEDIMENT SAMPLE LOG SHEET

Project Site Name: LMC MR
Project No.: 112ICW0998

Sample ID No.: SB-353
Sample Location:
Sampled By: CW
C.O.C. No.:

[X] Surface Soil
[] Subsurface Soil
[] Sediment
[] Other:
[] QA Sample Type:

Type of Sample:
[] Low Concentration
[] High Concentration

GRAB SAMPLE DATA:

Date:	Depth Interval	Color	Description (Sand, Silt, Clay, Moisture, etc.)
Time:			
Method:			
Monitor Reading (ppm):			

COMPOSITE SAMPLE DATA:

Date:	Time	Depth Interval	Color	Description (Sand, Silt, Clay, Moisture, etc.)
	0800	SURFACE		
Method:				
Monitor Readings (Range in ppm):				

SAMPLE COLLECTION INFORMATION:

Analysis	Container Requirements	Collected	Other
PCB			

OBSERVATIONS / NOTES:

MAP:

Circle if Applicable:

MS/MSD	Duplicate ID No.:

Signature(s):

Tetra Tech NUS, Inc.

SOIL & SEDIMENT SAMPLE LOG SHEET

Project Site Name: LMC MR
Project No.: 112C00998

Sample ID No.: SB-354
Sample Location:
Sampled By: CW
C.O.C. No.:

[✓] Surface Soil
[] Subsurface Soil
[] Sediment
[] Other:
[] QA Sample Type:

Type of Sample:
[] Low Concentration
[] High Concentration

GRAB SAMPLE DATA:

Date:	Depth Interval	Color	Description (Sand, Silt, Clay, Moisture, etc.)
Time:			
Method:			
Monitor Reading (ppm):			

COMPOSITE SAMPLE DATA:

Date:	Time	Depth Interval	Color	Description (Sand, Silt, Clay, Moisture, etc.)
	0805	SURFACE		
Method:				
Monitor Readings (Range in ppm):				

SAMPLE COLLECTION INFORMATION:

Analysis	Container Requirements	Collected	Other
TCLP			

OBSERVATIONS / NOTES:

MAP:

Circle if Applicable:

MS/MSD	Duplicate ID No.:

Signature(s):

Tetra Tech NUS, Inc.

SOIL & SEDIMENT SAMPLE LOG SHEET

Project Site Name: LMC MR
Project No.: 112CO0998

Sample ID No.: SB-355
Sample Location:
Sampled By:
C.O.C. No.:

[✓] Surface Soil
[] Subsurface Soil
[] Sediment
[] Other:
[] QA Sample Type:

Type of Sample:
[] Low Concentration
[] High Concentration

GRAB SAMPLE DATA:

Date: / Time: / Method: / Monitor Reading (ppm):	Depth Interval	Color	Description (Sand, Silt, Clay, Moisture, etc.)

COMPOSITE SAMPLE DATA:

Date:	Time	Depth Interval	Color	Description (Sand, Silt, Clay, Moisture, etc.)
	0907	SURFACE		
Method:				
Monitor Readings (Range in ppm):				

SAMPLE COLLECTION INFORMATION:

Analysis	Container Requirements	Collected	Other
PCB			

OBSERVATIONS / NOTES:

MAP:

Circle if Applicable:

MS/MSD	Duplicate ID No.:

Signature(s):

Tetra Tech NUS, Inc.

SOIL & SEDIMENT SAMPLE LOG SHEET

Project Site Name: IML MR
Project No.: 112IC00448

Sample ID No.: SB-356
Sample Location:
Sampled By: CW
C.O.C. No.:

[✓] Surface Soil
[] Subsurface Soil
[] Sediment
[] Other:
[] QA Sample Type:

Type of Sample:
[] Low Concentration
[] High Concentration

GRAB SAMPLE DATA:

Date:	Depth Interval	Color	Description (Sand, Silt, Clay, Moisture, etc.)
Time:			
Method:			
Monitor Reading (ppm):			

COMPOSITE SAMPLE DATA:

Date:	Time	Depth Interval	Color	Description (Sand, Silt, Clay, Moisture, etc.)
	0810	SURFACE		
Method:				
Monitor Readings (Range in ppm):				

SAMPLE COLLECTION INFORMATION:

Analysis	Container Requirements	Collected	Other
PLB			

OBSERVATIONS / NOTES:

MAP:

Circle if Applicable:

MS/MSD	Duplicate ID No.:

Signature(s):

Tetra Tech NUS, Inc.

SOIL & SEDIMENT SAMPLE LOG SHEET

Project Site Name: LMK MSR
Project No.: 112C00493

Sample ID No.: SR-351
Sample Location:
Sampled By: CW
C.O.C. No.:

[] Surface Soil
[] Subsurface Soil
[] Sediment
[] Other:
[] QA Sample Type:

Type of Sample:
[] Low Concentration
[] High Concentration

GRAB SAMPLE DATA:

Date: / Time: / Method: / Monitor Reading (ppm):	Depth Interval	Color	Description (Sand, Silt, Clay, Moisture, etc.)

COMPOSITE SAMPLE DATA:

Date:	Time	Depth Interval	Color	Description (Sand, Silt, Clay, Moisture, etc.)
	0825	SURFACE		
Method:				
Monitor Readings (Range in ppm):				

SAMPLE COLLECTION INFORMATION:

Analysis	Container Requirements	Collected	Other
PCB			

OBSERVATIONS / NOTES:

MAP:

Circle if Applicable:

MS/MSD	Duplicate ID No.:

Signature(s):

Tetra Tech NUS, Inc.

SOIL & SEDIMENT SAMPLE LOG SHEET

Project Site Name: LMC MR
Project No.: 112IC00948

Sample ID No.: SB-358
Sample Location:
Sampled By:
C.O.C. No.:

[X] Surface Soil
[] Subsurface Soil
[] Sediment
[] Other:
[] QA Sample Type:

Type of Sample:
[] Low Concentration
[] High Concentration

GRAB SAMPLE DATA:

Date:	Depth Interval	Color	Description (Sand, Silt, Clay, Moisture, etc.)
Time:			
Method:			
Monitor Reading (ppm):			

COMPOSITE SAMPLE DATA:

Date:	Time	Depth Interval	Color	Description (Sand, Silt, Clay, Moisture, etc.)
	0926	SURFACE		
Method:				
Monitor Readings (Range in ppm):				

SAMPLE COLLECTION INFORMATION:

Analysis	Container Requirements	Collected	Other
PLB			

OBSERVATIONS / NOTES:

MAP:

Circle if Applicable:

MS/MSD	Duplicate ID No.:

Signature(s):

Tetra Tech NUS, Inc.

SOIL & SEDIMENT SAMPLE LOG SHEET

Project Site Name: LMC MVR
Project No.: 112100998

Sample ID No.: SB-359
Sample Location:
Sampled By: CW
C.O.C. No.:

[x] Surface Soil
[] Subsurface Soil
[] Sediment
[] Other:
[] QA Sample Type:

Type of Sample:
[] Low Concentration
[] High Concentration

GRAB SAMPLE DATA:

Date:	Depth Interval	Color	Description (Sand, Silt, Clay, Moisture, etc.)
Time:			
Method:			
Monitor Reading (ppm):			

COMPOSITE SAMPLE DATA:

Date:	Time	Depth Interval	Color	Description (Sand, Silt, Clay, Moisture, etc.)
	0830	SURFACE		
Method:				
Monitor Readings (Range in ppm):				

SAMPLE COLLECTION INFORMATION:

Analysis	Container Requirements	Collected	Other
PCB			

OBSERVATIONS / NOTES:

MAP:

Circle if Applicable:

MS/MSD	Duplicate ID No.:

Signature(s):

Tetra Tech NUS, Inc.

SOIL & SEDIMENT SAMPLE LOG SHEET

Project Site Name: LMC MR
Project No.: 112IC00998

Sample ID No.: SB-360
Sample Location:
Sampled By: CW
C.O.C. No.:

[] Surface Soil
[] Subsurface Soil
[] Sediment
[] Other:
[] QA Sample Type:

Type of Sample:
[] Low Concentration
[] High Concentration

GRAB SAMPLE DATA:

Date:	Depth Interval	Color	Description (Sand, Silt, Clay, Moisture, etc.)
Time:			
Method:			
Monitor Reading (ppm):			

COMPOSITE SAMPLE DATA:

Date:	Time	Depth Interval	Color	Description (Sand, Silt, Clay, Moisture, etc.)
	0832	SURFACE		
Method:				
Monitor Readings				
(Range in ppm):				

SAMPLE COLLECTION INFORMATION:

Analysis	Container Requirements	Collected	Other
PCB			

OBSERVATIONS / NOTES:

MAP:

Circle if Applicable:

MS/MSD	Duplicate ID No.:

Signature(s):

Tetra Tech NUS, Inc.

SOIL & SEDIMENT SAMPLE LOG SHEET

Project Site Name: LMC MR
Project No.: 112100198

Sample ID No.: SB-361
Sample Location:
Sampled By: CW
C.O.C. No.:

[X] Surface Soil
[] Subsurface Soil
[] Sediment
[] Other:
[] QA Sample Type:

Type of Sample:
[] Low Concentration
[] High Concentration

GRAB SAMPLE DATA:

Date:	Depth Interval	Color	Description (Sand, Silt, Clay, Moisture, etc.)
Time:			
Method:			
Monitor Reading (ppm):			

COMPOSITE SAMPLE DATA:

Date:	Time	Depth Interval	Color	Description (Sand, Silt, Clay, Moisture, etc.)
	0857	SURFACE		
Method:				
Monitor Readings				
(Range in ppm):				

SAMPLE COLLECTION INFORMATION:

Analysis	Container Requirements	Collected	Other
PCB			

OBSERVATIONS / NOTES:

MAP:

Circle if Applicable:

MS/MSD	Duplicate ID No.:

Signature(s):

Tetra Tech NUS, Inc.

SOIL & SEDIMENT SAMPLE LOG SHEET

Project Site Name: LMC - MR
Project No.: 1121C00998

[X] Surface Soil
[] Subsurface Soil
[] Sediment
[] Other:
[] QA Sample Type:

Sample ID No.: SB-362
Sample Location:
Sampled By: CW
C.O.C. No.:

Type of Sample:
[] Low Concentration
[] High Concentration

GRAB SAMPLE DATA:

	Depth Interval	Color	Description (Sand, Silt, Clay, Moisture, etc.)
Date:			
Time:			
Method:			
Monitor Reading (ppm):			

COMPOSITE SAMPLE DATA:

Date:	Time	Depth Interval	Color	Description (Sand, Silt, Clay, Moisture, etc.)
	0841	SURFACE		
Method:				
Monitor Readings (Range in ppm):				

SAMPLE COLLECTION INFORMATION:

Analysis	Container Requirements	Collected	Other
PCB			

OBSERVATIONS / NOTES:

MAP:

Circle if Applicable:

MS/MSD	Duplicate ID No.:

Signature(s):

Tetra Tech NUS, Inc.

SOIL & SEDIMENT SAMPLE LOG SHEET

Project Site Name: LMC MR
Project No.: 112IC00998

Sample ID No.: SB-363
Sample Location:
Sampled By: CW
C.O.C. No.:

[X] Surface Soil
[] Subsurface Soil
[] Sediment
[] Other:
[] QA Sample Type:

Type of Sample:
[] Low Concentration
[] High Concentration

GRAB SAMPLE DATA:

Date:	Depth Interval	Color	Description (Sand, Silt, Clay, Moisture, etc.)
Time:			
Method:			
Monitor Reading (ppm):			

COMPOSITE SAMPLE DATA:

Date:	Time	Depth Interval	Color	Description (Sand, Silt, Clay, Moisture, etc.)
	0843	Surface		
Method:				
Monitor Readings (Range in ppm):				

SAMPLE COLLECTION INFORMATION:

Analysis	Container Requirements	Collected	Other
PCB			

OBSERVATIONS / NOTES:

MAP:

Circle if Applicable:

MS/MSD	Duplicate ID No.:

Signature(s):

Tetra Tech NUS, Inc.

SOIL & SEDIMENT SAMPLE LOG SHEET

Project Site Name: LMC MR
Project No.: 112IC00498

Sample ID No.: SB-361
Sample Location:
Sampled By: CW
C.O.C. No.:

[X] Surface Soil
[] Subsurface Soil
[] Sediment
[] Other:
[] QA Sample Type:

Type of Sample:
[] Low Concentration
[] High Concentration

GRAB SAMPLE DATA:

Date:	Depth Interval	Color	Description (Sand, Silt, Clay, Moisture, etc.)
Time:			
Method:			
Monitor Reading (ppm):			

COMPOSITE SAMPLE DATA:

Date:	Time	Depth Interval	Color	Description (Sand, Silt, Clay, Moisture, etc.)
	0845	SURFACE		
Method:				
Monitor Readings (Range in ppm):				

SAMPLE COLLECTION INFORMATION:

Analysis	Container Requirements	Collected	Other
PLB			

OBSERVATIONS / NOTES:

MAP:

Circle if Applicable:

MS/MSD	Duplicate ID No.:
SURFACE	

Signature(s):

Tetra Tech NUS, Inc.

BORING LOG

PROJECT NAME: Lockheed Martin, Bike
PROJECT NUMBER: 112 IC 00885
DRILLING COMPANY: BL Myers Boss.
DRILLING RIG: Truck-mounted Geoprobe

BORING No.: SB-500
DATE: 11/27/07
GEOLOGIST: Jason Daliessio
DRILLER: Scott Montag

Sample No. and Type or RQD	Depth (Ft.) or Run No.	Blows / 6" or RQD (%)	Sample Recovery / Sample Length	Lithology Change (Depth/Ft.) or Screened Interval	MATERIAL DESCRIPTION: Soil Density/ Consistency or Rock Hardness	Color	Material Classification	USCS *	Remarks	PID/FID Reading (ppm): Sample	Sampler BZ	Borehole**	Driller BZ**
0001	0-2					Olive	Olive to Black silty clay loam, organics, sl. moist			0			
0406	2-6					Orange Red	Sandy clay, clean, stiff, dry to low plasticity						
0810	6-12						Orange to Red Sandy Clay, clean soft, moist, moderate plasticity						
	12						End of boring						

* When rock coring, enter rock brokeness.

** Include monitor reading in 6 foot intervals @ borehole. Increase reading frequency if elevated reponse read.

Remarks: _____

Drilling Area Background (ppm): 0

Converted to Well: Yes _____ No X Well I.D. #: _____

Tetra Tech NUS, Inc.

BORING LOG

PROJECT NAME: Lockheed Martin, Blk E
PROJECT NUMBER: 112IC00885
DRILLING COMPANY: BL Myers Brod.
DRILLING RIG: Truck Mounted Geoprobe

BORING No.: SB-501
DATE: 11/27/07
GEOLOGIST: Jason Daviess
DRILLER: Scott Mortag

Sample No. and Type or RQD	Depth (Ft.) or Run No.	Blows / 6" or RQD (%)	Sample Recovery / Sample Length	Lithology Change (Depth/Ft.) or Screened Interval	MATERIAL DESCRIPTION: Soil Density/ Consistency or Rock Hardness	Color	Material Classification	USCS *	Remarks	PID/FID Reading (ppm): Sample	Sampler BZ	Borehole**	Driller BZ**
0001	0-2						Olive to Black Silty Clay Loam, clean, organics; sl. moist						
	2-4						Orange Sandy Clay; clean, sl. moist						
							medium stiff; low plasticity						
0406	4-6						Orange Sandy Clay; clean, moist; medium stiff;						
							moderate plasticity						
0810	6-10						Orange to Red Clay w/ trace fine-grained sand content; hard;						
							low plasticity, dry						
	10-12						Orange to Red Sandy Clay, saturated, loose						
	12'						12' - end of boring						

* When rock coring, enter rock brokeness.

** Include monitor reading in 6 foot intervals @ borehole. Increase reading frequency if elevated reponse read.

Drilling Area Background (ppm): 6

Remarks: _____

Converted to Well: Yes _____ No X Well I.D. #: _____

Tetra Tech NUS, Inc.

BORING LOG

PROJECT NAME: Lockheed Martin, BIKE
PROJECT NUMBER: 112IC00885
DRILLING COMPANY: BL Myers Bros
DRILLING RIG: Truck mounted GP

BORING No.: SB-502
DATE: 11/27/07
GEOLOGIST: J. D'ALESSIO
DRILLER: SCOTT MONTAG

Sample No. and Type or RQD	Depth (Ft.) or Run No.	Blows / 6" or RQD (%)	Sample Recovery / Sample Length	Lithology Change (Depth/Ft.) or Screened Interval	MATERIAL DESCRIPTION: Soil Density/ Consistency or Rock Hardness	Color	Material Classification	USCS *	Remarks	PID/FID Reading (ppm): Sample	Sampler BZ	Borehole**	Driller BZ**
0001	0-2						Olive to Black S. Hy Cly Loam, s. moist organic content, clean Crushed stone fill material w/ heavy sand content, moist			0			
0406	4-6						Orange / Yellow fine-grained sand, loose, wet, clean						
0810	6-10						Orange to Red F-med. grained sand w/ med. to coarse-g. sand content, saturated						
	10						end of boring						

* When rock coring, enter rock brokeness.

** Include monitor reading in 6 foot intervals @ borehole. Increase reading frequency if elevated reponse read.

Remarks: _____

Drilling Area Background (ppm): 0

Converted to Well: Yes _____ No X Well I.D. #: _____

Tetra Tech NUS, Inc.

BORING LOG

PROJECT NAME: Lockheed Martin, Bike
PROJECT NUMBER: 112IC00885
DRILLING COMPANY: BL Myers Bros
DRILLING RIG: TmGP

BORING No.: SB-503
DATE: 11/27/07
GEOLOGIST: J. DeLiesso
DRILLER: Scott Montag

Sample No. and Type or RQD	Depth (Ft.) or Run No.	Blows / 6" or RQD (%)	Sample Recovery / Sample Length	Lithology Change (Depth/Ft.) or Screened Interval	MATERIAL DESCRIPTION: Soil Density/ Consistency or Rock Hardness	MATERIAL DESCRIPTION: Color	MATERIAL DESCRIPTION: Material Classification	USCS *	Remarks	PID/FID Reading (ppm): Sample	Sampler BZ	Borehole**	Driller BZ**
0001	0-1					Olive to Black	Silty Clay Loam			0			
							organic, s. moist						
	1-2					Olive	Sandy Clay, clean						
							s. moist, m. soft						
0406	2-5					Yellow	f-m grained						
							sand w/ high						
							fill gravel content,						
							wet						
	5-6.5					yellow	f-grained sand						
						saturated, dense							
	6.5-8					Olive to brown	sandy						
						clay, clean, m. soft							
						saturated, med plasticity							
	8-10						No recovery						
1012	10-12					Grays to gray							
						clay w/ med f-med.							
						grained sand cont'd							
						dense, moist							
						low plasticity							
	12					end of boring							

* When rock coring, enter rock brokeness.

** Include monitor reading in 6 foot intervals @ borehole. Increase reading frequency if elevated reponse read.

Remarks:

Drilling Area Background (ppm): 0

Converted to Well: Yes ____ No X Well I.D. #: ____

Tetra Tech NUS, Inc.

BORING LOG

PROJECT NAME: Lockheed Martin, Bldg F
PROJECT NUMBER: 112IC00885
DRILLING COMPANY: BL Myers Bros.
DRILLING RIG: TMGD

BORING No.: SB-504
DATE: 11/27/07
GEOLOGIST: J Dallessio
DRILLER: Scott Munjac

Sample No. and Type or RQD	Depth (Ft.) or Run No.	Blows / 6" or RQD (%)	Sample Recovery / Sample Length	Lithology Change (Depth/Ft.) or Screened Interval	MATERIAL DESCRIPTION: Soil Density/ Consistency or Rock Hardness	Color	Material Classification	USCS *	Remarks	PID/FID Reading (ppm): Sample	Sampler BZ	Borehole**	Driller BZ**
	0-1						Concrete			0			
0001	1-2		1				Crushed stone fill material, dry						
	2-4						D. Gry/Brown to Blk						
							clay, moist,						
							firm						
0406	4-5						D Gry to blk						
							clay, s/ft, wet						
	5-6						Gry to yellow sandy						
							clay, moist,						
							Firm						
	6-8						Gry to blk Clay						
							clay, hard, cl						
							moist, low						
							plasticity						
0810	8-10						Olive to blk Clay						
							clay, wet, mod						
							soft, med. plasticity						
	10-12						Brown to Red Clay						
							Soft, saturated,						
							low plasticity						
	12						End of boring			↓			

* When rock coring, enter rock brokeness.

** Include monitor reading in 6 foot intervals @ borehole. Increase reading frequency if elevated reponse read.

Remarks: _____

Drilling Area Background (ppm): 0

Converted to Well: Yes _____ No X Well I.D. #: _____

Tetra Tech NUS, Inc.

BORING LOG

PROJECT NAME: Lockheed Martin, BLKE
PROJECT NUMBER: 112 IC 00885
DRILLING COMPANY: BL Myers Brow
DRILLING RIG: TMGP

BORING No.: SB505
DATE: 11/27/07
GEOLOGIST: J. DAMESSIN
DRILLER: Scott Montag

Sample No. and Type or RQD	Depth (Ft.) or Run No.	Blows / 6" or RQD (%)	Sample Recovery / Sample Length	Lithology Change (Depth/Ft.) or Screened Interval	MATERIAL DESCRIPTION: Soil Density/ Consistency or Rock Hardness	Color	Material Classification	USCS *	Remarks	PID/FID Reading (ppm): Sample	Sampler BZ	Borehole**	Driller BZ**
	0-0.5						Brown to Black			0			
							Sandy Clay Loam, organic						
0001	0.5-3						Grey Sandy Clay, mod						
							~~Firm~~ stiff, sl moist						
0406	3-6						Orange f. med grained						
							Sands, wet, mod stiff						
							w/ crushed stone						
							Fill material						
	6-8						Orange Clay, ~~dense~~						
							clean, sl moist						
							firm						
0810	8-10						Org clay saturated						
							V. ~~soft~~ soft						
							low - plasticity						
	10-12						Org to Brown clay						
							~~sandy~~						
							sl. moist, stiff						
							mod. plasticity						
	12						end of boring						

* When rock coring, enter rock brokeness.

** Include monitor reading in 6 foot intervals @ borehole. Increase reading frequency if elevated reponse read.

Remarks: _____

Drilling Area Background (ppm): 0

Converted to Well: Yes _____ No X Well I.D. #: _____

Tetra Tech NUS, Inc.

BORING LOG

PROJECT NAME: Lockheed Martin, Blke
PROJECT NUMBER: 112IC00885
DRILLING COMPANY: BL Myers Bros
DRILLING RIG: IMGP

BORING No.: SB-506
DATE: 11/28/07
GEOLOGIST: J. Dallesio
DRILLER:

Sample No. and Type or RQD	Depth (Ft.) or Run No.	Blows / 6" or RQD (%)	Sample Recovery / Sample Length	Lithology Change (Depth/Ft.) or Screened Interval	MATERIAL DESCRIPTION: Soil Density/ Consistency or Rock Hardness	Color	Material Classification	USCS *	Remarks	PID/FID Reading (ppm): Sample	Sampler BZ	Borehole**	Driller BZ**
	0-2					Black	Macadam + crushed stone			0			
							fill material, dry						
0001	2-3.5						Yellow F Grained sand,						
							clean, el moist						
	3.5-4.5						Yellow to brown						
							F. med grained sand w/						
							med cobbles few fill						
							material, moist, stiff						
0906	4.5-6						Yellow to brown						
							Sandy clay, clean						
							moist, stiff, low						
							plasticity						
	6-7.5						Gray to Brown clay w/						
							med fine grained Sand, clean						
							moist, med stiff						
							med plasticity						
	7.5-9.0						Yellow to brown sandy						
							clay, wet, soft						
0810	9.0-10						Yellow to brown sandy clay						
							saturated, v soft						
	10-12						Brown/Red clay w/ fine grained						
							trace sand (cont'd)						
							(cont'd)						
							med plasticity						
	12'						End of boring						

* When rock coring, enter rock brokeness.

** Include monitor reading in 6 foot intervals @ borehole. Increase reading frequency if elevated reponse read.

Remarks:

Drilling Area Background (ppm): 0

Converted to Well: Yes ____ No X Well I.D. #: ____

Tetra Tech NUS, Inc.

BORING LOG

PROJECT NAME: Lockheed Martin, BLKE
PROJECT NUMBER: 112IC00885
DRILLING COMPANY: BL Myers Boys
DRILLING RIG: TMGP

BORING No.: SB-507
DATE: 11/28/07
GEOLOGIST: J. D'ALESSIO
DRILLER: Scott Montag

Sample No. and Type or RQD	Depth (Ft.) or Run No.	Blows / 6" or RQD (%)	Sample Recovery / Sample Length	Lithology Change (Depth/Ft.) or Screened Interval	MATERIAL DESCRIPTION: Soil Density/ Consistency or Rock Hardness	Color	Material Classification	USCS *	Remarks	PID/FID Reading (ppm): Sample	Sampler BZ	Borehole**	Driller BZ**
	0-2						Concrete			0			
0001	2-4						Brown/Gray Sandy Clay w/trace fine gravel, cohesive, moist, mod firm						
0406	4-6						Gray Clay; clean, v. soft; saturated, low plasticity						
	6-10					Light to Dark Brown/Gray	Clay; clean, v. firm, moist, m. plasticity						
0810	10-11						Gray sandy Clay; clean, cohesive, soft, low plasticity						
	11-12						Brown Clay; clean, m. firm, s. moist, m. plasticity						
	12-						end of boring						

* When rock coring, enter rock brokeness.

** Include monitor reading in 6 foot intervals @ borehole. Increase reading frequency if elevated reponse read.

Remarks: _____

Drilling Area Background (ppm): 0

Converted to Well: Yes _____ No X Well I.D. #: _____

Tetra Tech NUS, Inc.

BORING LOG

Page 1 of 1

PROJECT NAME: Lockheed Martin, BIKE
PROJECT NUMBER: 112Ic00885
DRILLING COMPANY: BC Myers Bros
DRILLING RIG: TNGP

BORING No.: GP-508
DATE: 11/28/07
GEOLOGIST: J Dalessio
DRILLER: Scott Montag

Sample No. and Type or RQD	Depth (Ft.) or Run No.	Blows / 6" or RQD (%)	Sample Recovery / Sample Length	Lithology Change (Depth/Ft.) or Screened Interval	MATERIAL DESCRIPTION: Soil Density/ Consistency or Rock Hardness	MATERIAL DESCRIPTION: Color	MATERIAL DESCRIPTION: Material Classification	USCS *	Remarks	PID/FID Reading (ppm): Sample	Sampler BZ	Borehole**	Driller BZ**
	0-2						Concrete		bored through 0-2	0			
0001	2-4						Orange / Gray Clay, clean						
							s. moist; stiff						
							low-plasticity						
	4-5						Orange / Gray Clay, med stiff, moist						
0906	5-6						Yellow to Org Sandy						
							Clay; wet, medium						
							stiff, clean						
	6-8						Org to Red Clay,						
							clean, sl moist						
							med stiff, low						
							plasticity						
0910	8-10						Tan to Brown Sandy Clay						
							Saturated, v. loose						
							low-plasticity						
	10-11						Tan to brown Sandy Clay						
							wet, soft, low plasticity						
	11-12						Tan to Maroon Clay,						
							clean, sl moist						
							stiff, high plasticity						
	12						End of boring						

* When rock coring, enter rock brokeness.

** Include monitor reading in 6 foot intervals @ borehole. Increase reading frequency if elevated reponse read.

Remarks: _____

Drilling Area Background (ppm): 0

Converted to Well: Yes _____ No X Well I.D. #: _____

Tetra Tech NUS, Inc.

BORING LOG

PROJECT NAME: Lockheed Martin, BIKE
PROJECT NUMBER: 112IL00885
DRILLING COMPANY: BL Myers Bros
DRILLING RIG: TMGP

BORING No.: SB-509
DATE: 11/29/07
GEOLOGIST: J. Daliessio
DRILLER: Scott Montag

Sample No. and Type or RQD	Depth (Ft.) or Run No.	Blows / 6" or RQD (%)	Sample Recovery / Sample Length	Lithology Change (Depth/Ft.) or Screened Interval	MATERIAL DESCRIPTION: Soil Density/ Consistency or Rock Hardness	Color	Material Classification	USCS *	Remarks	PID/FID Reading (ppm): Sample	Sampler BZ	Borehole**	Driller BZ**
	0-2						Concrete		cored location	0			
0001	2-3						Yellow to orange						
							Sandy Clay; sl moist;						
							med stiff, low						
							plasticity						
0406	3-5						Tan to orange F-med.						
							gravel sand w/						
							trace fine gravel cont'd,						
							moist, medium dense						
	5-8						Orange to Red						
							Clay; clean; sl moist						
							stiff; low-plasticity						
0810	8-12						Orange to Red sandy						
							clay; sl moist,						
							stiff, low plasticity						
	12-						End of boring						

* When rock coring, enter rock brokeness.

** Include monitor reading in 6 foot intervals @ borehole. Increase reading frequency if elevated reponse read.

Remarks:

Drilling Area Background (ppm): 0

Converted to Well: Yes ____ No X Well I.D. #: ____

Tetra Tech NUS, Inc.

BORING LOG

PROJECT NAME: Lockheed Martin, Bldg E
PROJECT NUMBER: 112IC00885
DRILLING COMPANY: BL Myers Bros
DRILLING RIG: TMSD

BORING No.: SB-510
DATE: 11/28/07
GEOLOGIST: J. Davidson
DRILLER: Scott Martes

Sample No. and Type or RQD	Depth (Ft.) or Run No.	Blows / 6" or RQD (%)	Sample Recovery / Sample Length	Lithology Change (Depth/Ft.) or Screened Interval	MATERIAL DESCRIPTION: Soil Density/ Consistency or Rock Hardness	MATERIAL DESCRIPTION: Color	MATERIAL DESCRIPTION: Material Classification	USCS *	Remarks	PID/FID Reading (ppm): Sample	Sampler BZ	Borehole**	Driller BZ**
	0-2						Concrete Crushed stone			0			
0001	2-3						Tan F-med. gravel sand,						
							clean, sl moist, dense						
	3-4						Org Sandy clay, stiff						
							dry, low plasticity						
0406	4-8						Brown to maroon						
							Clay w/ trace fine-grained sand						
							sl. moist, stiff						
							low-plasticity						
0810	8-9						Dark Brown to black						
							Sandy clay w/ high						
							fine gravel content						
							(fill?), dry						
							Very soft						
	9-12						Brown/maroon Clay,						
							clean stiff, low						
							plasticity						
	12'						12' - end of boring						

* When rock coring, enter rock brokeness.

** Include monitor reading in 6 foot intervals @ borehole. Increase reading frequency if elevated reponse read.

Remarks: _____

Drilling Area Background (ppm): 0

Converted to Well: Yes _____ No X Well I.D. #: _____

Tetra Tech NUS, Inc.

BORING LOG

PROJECT NAME: Lockheed Martin, Bldg E
PROJECT NUMBER: 112IC00885
DRILLING COMPANY: AL Myers Bros
DRILLING RIG: TMGP

BORING No.: SB-S11
DATE: 11/29/07
GEOLOGIST: J Dolfessio
DRILLER: Scott Montag

Sample No. and Type or RQD	Depth (Ft.) or Run No.	Blows / 6" or RQD (%)	Sample Recovery / Sample Length	Lithology Change (Depth/Ft.) or Screened Interval	MATERIAL DESCRIPTION: Soil Density/ Consistency or Rock Hardness	Color	Material Classification	USCS *	Remarks	PID/FID Reading (ppm): Sample	Sampler BZ	Borehole**	Driller BZ**
	0-1						Concrete / crushed stone			0			
							fill material						
0801	1-5						Orange to brown Clay;						
							clean; damp to moist						
							very stiff;						
							low plasticity						
0806	5-6						yellow to white						
							Sandy clay; wet;						
							soft; clean						
							low plasticity						
	6-8						Orange Clay; moist,						
							clean; med stiff						
							moderate plasticity						
0810	8-10						Orange & Red Sandy						
							clay; saturated, very soft						
							to low plasticity						
	10-12						Orange to Red Clay						
							w/ some fine-grained sand						
							content moist;						
							stiff, mod-plastic						
	12						end of boring						

* When rock coring, enter rock brokeness.

** Include monitor reading in 6 foot intervals @ borehole. Increase reading frequency if elevated reponse read.

Remarks:

Drilling Area Background (ppm): 0

Converted to Well: Yes ____ No X Well I.D. #: ____

Tetra Tech NUS, Inc.

BORING LOG

PROJECT NAME: Lockheed Martin, BIKE
PROJECT NUMBER: 112IC00885
DRILLING COMPANY: BL Mgr
DRILLING RIG: TMGP

BORING No.: SB-512
DATE: 11/29/07
GEOLOGIST: J. Dalessio
DRILLER: Scott Montag

Sample No. and Type or RQD	Depth (Ft.) or Run No.	Blows / 6" or RQD (%)	Sample Recovery / Sample Length	Lithology Change (Depth/Ft.) or Screened Interval	MATERIAL DESCRIPTION: Soil Density/ Consistency or Rock Hardness	Color	Material Classification	USCS *	Remarks	PID/FID Reading (ppm): Sample	Sampler BZ	Borehole**	Driller BZ**
	0-2						Asphalt + crushed			0			
							Stone fill material						
0001	2-8						Orange to L. Brown						
0406							Clay w/ tr. fine-grained sand,						
							sl moist, stiff						
							low-plasticity						
0810	8-9						Orange Sandy Clay,						
							saturated, soft						
	9-10					Orange	Sandy Clay with mod						
							fill material (crushed						
							Stone + asphalt)						
							saturated						
	10-12						Orange to Red						
							Sandy Clay, med. stiff,						
							slightly moist						
	12						end of boring						

* When rock coring, enter rock brokeness.

** Include monitor reading in 6 foot intervals @ borehole. Increase reading frequency if elevated reponse read.

Remarks:

Drilling Area Background (ppm): 0

Converted to Well: Yes ____ No X Well I.D. #: ____

Tetra Tech NUS, Inc.

BORING LOG

Page 1 of 1

PROJECT NAME: Lockheed Martin
PROJECT NUMBER: 112IC00885
DRILLING COMPANY: BL Myers Rig
DRILLING RIG: TMGP

BORING No.: SB-513
DATE: 11/29/07
GEOLOGIST: J. DALESSIO
DRILLER: Scott Montag

Sample No. and Type or RQD	Depth (Ft.) or Run No.	Blows / 6" or RQD (%)	Sample Recovery / Sample Length	Lithology Change (Depth/Ft.) or Screened Interval	MATERIAL DESCRIPTION: Soil Density/ Consistency or Rock Hardness	MATERIAL DESCRIPTION: Color	MATERIAL DESCRIPTION: Material Classification	USCS *	Remarks	PID/FID Reading (ppm): Sample	Sampler BZ	Borehole**	Driller BZ**
	0-2						Crushed stone fill			0			
							mtl, coarse sands						
0001	2-6						Olive Sandy Clay, clean						
							moist, soft						
							mod-plasticity						
0406	6-8						~~Brown~~ yellow to D Brown						
							F-med. grained sands,						
							clean, saturated						
							loose						
0810	8-10						Brown to Orange						
							F-med. grained sands;						
							clean, moist						
							medium dense						
	10-12						Org to Brown F-med.						
							grained sands, stiff						
							sl moist						
	12						End of bg						

* When rock coring, enter rock brokeness.

** Include monitor reading in 6 foot intervals @ borehole. Increase reading frequency if elevated reponse read.

Remarks: _____

Drilling Area Background (ppm): 0

Converted to Well: Yes _____ No X Well I.D. #: _____

Tetra Tech NUS, Inc.

BORING LOG

PROJECT NAME: Lockheed Martin, Blk E
PROJECT NUMBER: 112IC00885
DRILLING COMPANY: BL Myers Inc
DRILLING RIG: TMGP

BORING No.: SB-514
DATE: 11/29/07
GEOLOGIST: J. Dalusso
DRILLER: Scott Montag

Sample No. and Type or RQD	Depth (Ft.) or Run No.	Blows / 6" or RQD (%)	Sample Recovery / Sample Length	Lithology Change (Depth/Ft.) or Screened Interval	MATERIAL DESCRIPTION: Soil Density/ Consistency or Rock Hardness	Color	Material Classification	USCS *	Remarks	PID/FID Reading (ppm): Sample	Sampler BZ	Borehole**	Driller BZ**
	0-1						Crushed stone fill			0			
							material						
0001	1-2						Olive Sandy Clay,						
							sl. moist, low-plasticity						
							soft						
0416	2-6						Brown to Orange						
							Clay; clean; sl moist,						
							med. stiff; high-						
							plasticity						
	6'-7'						Red to White Clay;						
							saturated; v. soft						
0810	7'-10'						D. Brown / Red Clay						
							w/ trace sand; sl						
							moist; med. stiff						
	10'						Refusal @ 10'						

* When rock coring, enter rock brokeness.

** Include monitor reading in 6 foot intervals @ borehole. Increase reading frequency if elevated reponse read.

Remarks:

Drilling Area Background (ppm): 0

Converted to Well: Yes ____ No ✓ Well I.D. #: ____

Tetra Tech NUS, Inc.

BORING LOG

PROJECT NAME: Lockheed Martin, BIKE
PROJECT NUMBER: 112IC00885
DRILLING COMPANY: BL Myers
DRILLING RIG: TMGP
BORING No.: SB-515
DATE: 11/29/07
GEOLOGIST: J. DALESSIO
DRILLER: Scott Montag

Sample No. and Type or RQD	Depth (Ft.) or Run No.	Blows / 6" or RQD (%)	Sample Recovery / Sample Length	Lithology Change (Depth/Ft.) or Screened Interval	MATERIAL DESCRIPTION: Soil Density/ Consistency or Rock Hardness	Color	Material Classification	USCS *	Remarks	PID/FID Reading (ppm): Sample	Sampler BZ	Borehole**	Driller BZ**
0001	0-1						D. Brown to Black fill material (asphalt)			0			
	1-2						Sand & fine gravel fill materials						
	2-4						Orange/Grey Clay w/ trace fine grained sand cohesive; sl moist med stiff, med-plasticity						
0400	4-5						Orange Sandy clay, saturated, soft low plasticity						
	5-6						Brown to Orange Clay, clean, sl moist, stiff, low plasticity						
	6-8						Orange to Grey Clay; clean, sl moist med stiff, med-plasticity						
0810	8-10						Orange Sandy Clay, saturated v. soft, low-plasticity						
	10-12						Brown/Orange Clay; clean, sl moist; stiff, med-plasticity						
	12'						12' - end of boring			V			

* When rock coring, enter rock brokeness.

** Include monitor reading in 6 foot intervals @ borehole. Increase reading frequency if elevated reponse read.

Drilling Area Background (ppm): 0

Remarks:

Converted to Well: Yes ____ No X Well I.D. #: ____

Tetra Tech NUS, Inc.

BORING LOG

PROJECT NAME: Lockheed Martin, Bldg E
PROJECT NUMBER: 112IC00885
DRILLING COMPANY: BLM Bros
DRILLING RIG: TMGP

BORING No.: SB-516
DATE: 11/30/07
GEOLOGIST: J Dalessio
DRILLER: Scott Mantay

Sample No. and Type or RQD	Depth (Ft.) or Run No.	Blows / 6" or RQD (%)	Sample Recovery / Sample Length	Lithology Change (Depth/Ft.) or Screened Interval	MATERIAL DESCRIPTION: Soil Density/ Consistency or Rock Hardness	Color	Material Classification	USCS *	Remarks	PID/FID Reading (ppm): Sample	Sampler BZ	Borehole**	Driller BZ**
	0-2'						Concrete		Unlined stem	0			
							and crushed		drill to bounce				
							stone fill		through concrete				
							material		slab (0-1')				
0001	2-4'						Orange Clay and						
							crushed stone fill mixed						
							sl moist, med						
							stiff, mod -						
							plastic						
	4'						4' - End of boring		Geoprobe broke				
									while hammering -				
									not able to				
									go any deeper				
									than boring				

* When rock coring, enter rock brokeness.

** Include monitor reading in 6 foot intervals @ borehole. Increase reading frequency if elevated reponse read.

Drilling Area Background (ppm): 0

Remarks: _____

Converted to Well: Yes _____ No X Well I.D. #: _____

Tetra Tech NUS, Inc.

BORING LOG

PROJECT NAME: Lockheed Martin, BIKE
PROJECT NUMBER: 112IC00885
DRILLING COMPANY: BL Myers Bros.
DRILLING RIG: TNEP

BORING No.: SB-517
DATE: 11/30/07
GEOLOGIST: J DaCosta
DRILLER: Scott Montag

Sample No. and Type or RQD	Depth (Ft.) or Run No.	Blows / 6" or RQD (%)	Sample Recovery / Sample Length	Lithology Change (Depth/Ft.) or Screened Interval	MATERIAL DESCRIPTION: Soil Density/ Consistency or Rock Hardness	MATERIAL DESCRIPTION: Color	MATERIAL DESCRIPTION: Material Classification	USCS *	Remarks	PID/FID Reading (ppm): Sample	Sampler BZ	Borehole**	Driller BZ**
	0-1						Black Silty Clay Loam, organics			0			
0001	1-5						Orng to Brown Silty Clay, med. stiff med-plasticity, sl moist						
0406	5-7						Orng Clay, clean, sl moist, stiff, med-plasticity						
	7-8						Olive Clay, clean moist, med stiff med-plasticity						
0810	8-9						Orng Sandy Clay, silt, ~~sand~~ wet, low plasticity						
	9-12						Orng / Grey Clay, stiff, dry, sl moist plasticity						
	12						12' - end of boring						

* When rock coring, enter rock brokeness.

** Include monitor reading in 6 foot intervals @ borehole. Increase reading frequency if elevated reponse read.

Drilling Area Background (ppm): 0

Remarks:

Converted to Well: Yes _____ No X Well I.D. #: _____

Tetra Tech NUS, Inc.

BORING LOG

PROJECT NAME: Lockheed Martin BIKE
PROJECT NUMBER: 112-IC00885
DRILLING COMPANY: BL Myers Bros.
DRILLING RIG: Truck mounted Geoprobe
BORING No.: SB-518
DATE: 11/30/07
GEOLOGIST: JASON DALIESSIO
DRILLER: SCOTT MINTING

Sample No. and Type or RQD	Depth (Ft.) or Run No.	Blows / 6" or RQD (%)	Sample Recovery / Sample Length	Lithology Change (Depth/Ft.) or Screened Interval	MATERIAL DESCRIPTION: Soil Density/ Consistency or Rock Hardness	Color	Material Classification	USCS *	Remarks	PID/FID Reading (ppm): Sample	Sampler BZ	Borehole**	Driller BZ**
	0-2						Concrete		Cored through (0-2')	0			
0001	2-5						Sandy Clay; wet;						
							m. stiff, med-						
							plasticity						
0406	5-7						Org to Olive Clay;						
							med. stiff, med						
							plasticity; moist						
	7-8						Org Sandy Clay;						
							clean; wet;						
							low plasticity;						
							s/t						
0810	8-10						F-med grained sandy						
							saturated; brown						
	10-12						Brown to Orange						
							Sandy Clay; clean						
							moist, low; soft						
							plasticity						
	12						12 - end of bag						

* When rock coring, enter rock brokeness.

** Include monitor reading in 6 foot intervals @ borehole. Increase reading frequency if elevated reponse read.

Drilling Area Background (ppm): 0

Remarks:

Converted to Well: Yes _____ No ✓ Well I.D. #: _____

Tetra Tech NUS, Inc.

BORING LOG

PROJECT NAME: Lockheed Martin, BIKE
PROJECT NUMBER: 112IC00885
DRILLING COMPANY: BL Myers Burr
DRILLING RIG: TMGP
BORING No.: SB-59
DATE: 11/30/07
GEOLOGIST: J. DALIESSIO
DRILLER: SCOTT MOWING

Sample No. and Type or RQD	Depth (Ft.) or Run No.	Blows / 6" or RQD (%)	Sample Recovery / Sample Length	Lithology Change (Depth/Ft.) or Screened Interval	MATERIAL DESCRIPTION: Soil Density/ Consistency or Rock Hardness	MATERIAL DESCRIPTION: Color	MATERIAL DESCRIPTION: Material Classification	USCS *	Remarks	PID/FID Reading (ppm): Sample	Sampler BZ	Borehole**	Driller BZ**
	0-1						Concrete		Cored through (0'-2')	0			
0001	2-5						Orange Sandy Clay;						
							& moist, low						
							plasticity, med stiff						
0406	5-7.5						Brown to Orange Clay						
							w/ trace fine sand &						
							moist, med. stiff,						
							med. plasticity						
0810	7.5-10						Orange F med. grained						
							sand wet, medium						
							dense sand						
	10-12						Brown to Red						
							Clay; clean,						
							soft moist, still						
							low plasticity						
	12						12' - end of boring						

* When rock coring, enter rock brokeness.

** Include monitor reading in 6 foot intervals @ borehole. Increase reading frequency if elevated reponse read.

Drilling Area Background (ppm): 0

Remarks: _____

Converted to Well: Yes _____ No X Well I.D. #: _____

Tetra Tech NUS, Inc.

BORING LOG

PROJECT NAME: Lockheed Martin, BIKE
PROJECT NUMBER: 112IC00885
DRILLING COMPANY: BL Myers Bros
DRILLING RIG: TMGP
BORING No.: SB-520
DATE: 11/30/07
GEOLOGIST: Jason Dalessio
DRILLER: Scott

Sample No. and Type or RQD	Depth (Ft.) or Run No.	Blows / 6" or RQD (%)	Sample Recovery / Sample Length	Lithology Change (Depth/Ft.) or Screened Interval	MATERIAL DESCRIPTION: Soil Density/ Consistency or Rock Hardness	MATERIAL DESCRIPTION: Color	MATERIAL DESCRIPTION: Material Classification	USCS *	Remarks	PID/FID Reading (ppm): Sample	Sampler BZ	Borehole**	Driller BZ**
0001	0-1						Silty Clay Loam, organic			0			
	1-4						Orange Clay; clean;						
							sl. moist, med						
							stiff, mod-						
							plasticity						
0406	4-6					Orange	Sandy Clay; sl						
							moist, med stiff						
							low-plasticity						
	6-8						Orange Sandy Clay;						
							wet, ~~med~~ stiff						
							mod-plasticity						
0810	8-11						Tan F-med grained						
							Sand; loose; saturated						
	11-12						Sandy Clay; sl						
							moist; medium stiff						
							low plasticity						
							12' - end of boring						

* When rock coring, enter rock brokeness.

** Include monitor reading in 6 foot intervals @ borehole. Increase reading frequency if elevated reponse read.

Drilling Area Background (ppm): 0

Remarks:

Converted to Well: Yes _____ No ✓ Well I.D. #: _____

Tetra Tech NUS, Inc.

SOIL & SEDIMENT SAMPLE LOG SHEET

Page ___ of ___

Project Site Name: Lockheed Martin, Block E
Project No.: 112IC00885

Sample ID No.: SB-500-0001
Sample Location: SB-500
Sampled By: J. Foster
C.O.C. No.: 322417

[x] Surface Soil
[ ] Subsurface Soil
[ ] Sediment
[ ] Other:
[ ] QA Sample Type:

Type of Sample:
[x] Low Concentration
[ ] High Concentration

GRAB SAMPLE DATA:

Date: 11-27-07	Depth Interval	Color	Description (Sand, Silt, Clay, Moisture, etc.)
Time: (SF) ~~1027~~ 0940	0-1 ft.	Black	Silty Clay Loam
Method: DPT			
Monitor Reading (ppm): 0			

COMPOSITE SAMPLE DATA:

Date:	Time	Depth Interval	Color	Description (Sand, Silt, Clay, Moisture, etc.)
Method:				
Monitor Readings (Range in ppm):				

SAMPLE COLLECTION INFORMATION:

Analysis	Container Requirements	Collected	Other
8260 VOCs	1 4-oz clear glass	✓	
8015 TPH	1 8-oz clear glass	✓	
8270 SVOCs	↓	✓	
8082 PCBs		✓	
ICP/MS Metals		✓	
Be, Ni, Co, Fe, Mn		✓	

OBSERVATIONS / NOTES:

MAP:

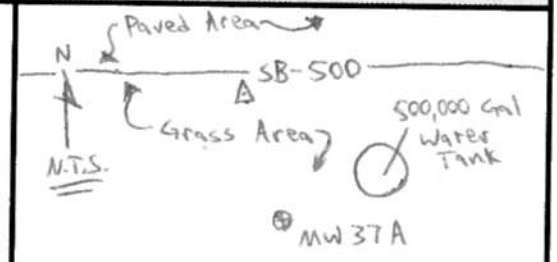

Circle if Applicable:

MS/MSD	Duplicate ID No.:

Signature(s):

Tetra Tech NUS, Inc.

SOIL & SEDIMENT SAMPLE LOG SHEET

Page ___ of ___

Project Site Name: Lockheed Martin, Block E
Project No.: 112IC00885

[] Surface Soil
[X] Subsurface Soil
[] Sediment
[] Other:
[] QA Sample Type:

Sample ID No.: SB-500-0406
Sample Location: SB-500
Sampled By: J. Foster
C.O.C. No.: 322417

Type of Sample:
[] Low Concentration
[] High Concentration

GRAB SAMPLE DATA:

Date: 11-27-01	Depth Interval	Color	Description (Sand, Silt, Clay, Moisture, etc.)
Time: 0950	4-6 ft	Gray	Sandy clay
Method: DPT			
Monitor Reading (ppm): 0			

COMPOSITE SAMPLE DATA:

Date:	Time	Depth Interval	Color	Description (Sand, Silt, Clay, Moisture, etc.)
Method:				
Monitor Readings (Range in ppm):				

SAMPLE COLLECTION INFORMATION:

Analysis	Container Requirements	Collected	Other
8260 VOCs	1 4-oz clear glass	✓	
8015 TPH	1 8-oz clear glass	✓	
8270 SVOCs	↓	✓	
8082 PCBs		✓	
ICP/MS Metals		✓	
Be, Ni, Co, Fe, Mn	↓	✓	

OBSERVATIONS / NOTES:

MAP:

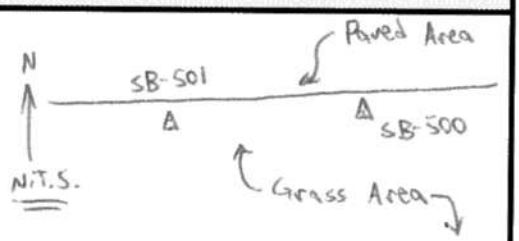

Circle if Applicable:

MS/MSD	Duplicate ID No.:

Signature(s):

Tetra Tech NUS, Inc.

SOIL & SEDIMENT SAMPLE LOG SHEET

Project Site Name: Lockheed Martin, Block E
Project No.: 112IC00885

[] Surface Soil
[] Subsurface Soil
[] Sediment
[] Other:
[] QA Sample Type:

Sample ID No.: SB-500-0810
Sample Location: SB-500
Sampled By: J. Foster
C.O.C. No.: 322417

Type of Sample:
[] Low Concentration
[] High Concentration

GRAB SAMPLE DATA:

Date: 11-27-07	Depth Interval	Color	Description (Sand, Silt, Clay, Moisture, etc.)
Time: 0955	8-10 ft.	Orange/Red	Clay
Method: DPT			
Monitor Reading (ppm): 0			

COMPOSITE SAMPLE DATA:

Date:	Time	Depth Interval	Color	Description (Sand, Silt, Clay, Moisture, etc.)
Method:				
Monitor Readings (Range in ppm):				

SAMPLE COLLECTION INFORMATION:

Analysis	Container Requirements	Collected	Other
8260 VOCs	1 4oz clear glass	✓	
8015 TPH	1 8oz clear glass	✓	
8270 SVOCs	↓	✓	
8082 PCBs		✓	
ICP/MS Metals		✓	
Be, Ni, Co, Fe, Mn	↓	—	

OBSERVATIONS / NOTES:

MAP:

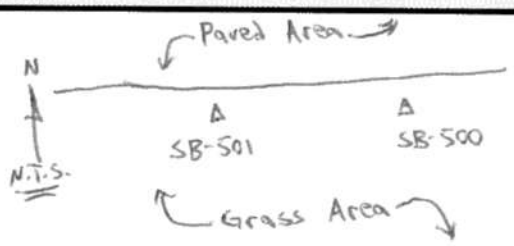

Circle if Applicable:

MS/MSD	Duplicate ID No.:

Signature(s):

Tetra Tech NUS, Inc.

SOIL & SEDIMENT SAMPLE LOG SHEET

Project Site Name: Lockheed Martin, Block E
Project No.: 112IC00885

Sample ID No.: SB-S01-0001
Sample Location: SB-S01
Sampled By: JF
C.O.C. No.: 322417

[X] Surface Soil
[ ] Subsurface Soil
[ ] Sediment
[ ] Other:
[ ] QA Sample Type:

Type of Sample:
[ ] Low Concentration
[ ] High Concentration

GRAB SAMPLE DATA:

Date: 11-27-07	Depth Interval	Color	Description (Sand, Silt, Clay, Moisture, etc.)
Time: 1027	0-1 ft.	Black	Silty Clay Loam
Method: DPT			
Monitor Reading (ppm): 0			

COMPOSITE SAMPLE DATA:

Date:	Time	Depth Interval	Color	Description (Sand, Silt, Clay, Moisture, etc.)
Method:				
Monitor Readings (Range in ppm):				

SAMPLE COLLECTION INFORMATION:

Analysis	Container Requirements	Collected	Other
8260 VOCs	1 4oz clear glass	✓	
8015 TPH	1 8oz clear glass	✓	
8270 SVOCs	↓	✓	
8082 PCBs		✓	
ICP/MS Metals		✓	
Be, Ni, Co, Fe, Mn	↓	✓	

OBSERVATIONS / NOTES:

MAP:

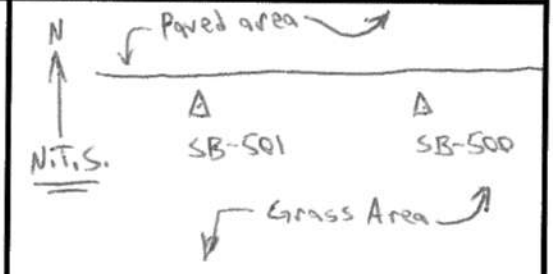

Circle if Applicable:

MS/MSD	Duplicate ID No.:

Signature(s):

Tetra Tech NUS, Inc.

SOIL & SEDIMENT SAMPLE LOG SHEET

Project Site Name: Lockheed Martin, Block E
Project No.: 112IC00885

[] Surface Soil
[] Subsurface Soil
[] Sediment
[] Other:
[] QA Sample Type:

Sample ID No.: SB-501-0406
Sample Location: SB-501
Sampled By: JF
C.O.C. No.: 322417

Type of Sample:
[] Low Concentration
[] High Concentration

GRAB SAMPLE DATA:

Date: 11.27.07	Depth Interval	Color	Description (Sand, Silt, Clay, Moisture, etc.)
Time: 1035	4-6 ft	Orange	Sandy Clay
Method: DPT			
Monitor Reading (ppm): 0			

COMPOSITE SAMPLE DATA:

Date:	Time	Depth Interval	Color	Description (Sand, Silt, Clay, Moisture, etc.)
Method:				
Monitor Readings (Range in ppm):				

SAMPLE COLLECTION INFORMATION:

Analysis		Container Requirements	Collected	Other
8260	VOCs	1 4oz clear glass	✓	
8015	TPH	1 8oz clear glass	✓	
8270	SVOCs	↓	✓	
8082	PCBs		✓	
ICP/MS	Metals		✓	
Be, Ni, Co, Fe, Mn		↓	✓	

OBSERVATIONS / NOTES:

MAP:



Circle if Applicable:

MS/MSD	Duplicate ID No.:

Signature(s):

Tetra Tech NUS, Inc.

SOIL & SEDIMENT SAMPLE LOG SHEET

Page___ of ___

Project Site Name: Lockheed Martin, Block E
Project No.: 112IC00885

[] Surface Soil
[X] Subsurface Soil
[] Sediment
[] Other:
[] QA Sample Type:

Sample ID No.: SB-501-0810
Sample Location: SB-501
Sampled By: JF
C.O.C. No.: 322417

Type of Sample:
[] Low Concentration
[] High Concentration

GRAB SAMPLE DATA:

Date: 11-27-97	Depth Interval	Color	Description (Sand, Silt, Clay, Moisture, etc.)
Time: 1035	8-10 ft.	Orange-Red	Clay w/ trace fine grained sand
Method: DPT			
Monitor Reading (ppm): 0			

COMPOSITE SAMPLE DATA:

Date:	Time	Depth Interval	Color	Description (Sand, Silt, Clay, Moisture, etc.)
Method:				
Monitor Readings (Range in ppm):				

SAMPLE COLLECTION INFORMATION:

Analysis		Container Requirements	Collected	Other
8260	VOCs	1 4oz clear glass	✓	
8015	TPH	1 8oz clear glass	✓	
8270	SVOCs	↓	✓	
8082	PCBs		✓	
ICP/MS	Metals		✓	
Be, Ni, Co, Fe, Mn		↓	—	

OBSERVATIONS / NOTES:

MAP:

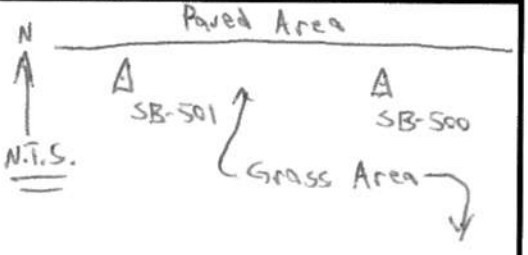

Circle if Applicable:

MS/MSD	Duplicate ID No.:

Signature(s):

Tetra Tech NUS, Inc.

SOIL & SEDIMENT SAMPLE LOG SHEET

Page___ of ___

Project Site Name: Lockheed Martin, Block E
Project No.: 112IC00885

Sample ID No.: SB-SO2-0001
Sample Location: SB-SO2
Sampled By: J. Foster
C.O.C. No.: 322417

[X] Surface Soil
[ ] Subsurface Soil
[ ] Sediment
[ ] Other:
[ ] QA Sample Type:

Type of Sample:
[ ] Low Concentration
[ ] High Concentration

GRAB SAMPLE DATA:

Date: 11-27-07	Depth Interval	Color	Description (Sand, Silt, Clay, Moisture, etc.)
Time: 1109	0-1 ft.	Olive-Black	Silty Clay Loam; Slightly moist
Method: DPT			
Monitor Reading (ppm): 0			

COMPOSITE SAMPLE DATA:

Date:	Time	Depth Interval	Color	Description (Sand, Silt, Clay, Moisture, etc.)
Method:				
Monitor Readings (Range in ppm):				

SAMPLE COLLECTION INFORMATION:

Analysis		Container Requirements	Collected	Other
8260	VOCs	1 4oz clear glass	✓	
8015	TPH	1 8oz clear glass	✓	
8270	SVOCs	↓	✓	
8082	PCBs		✓	
ICP/MS	Metals		✓	
Be, Ni, Co, Fe, Mn		↓	✓	

OBSERVATIONS / NOTES:

MAP:

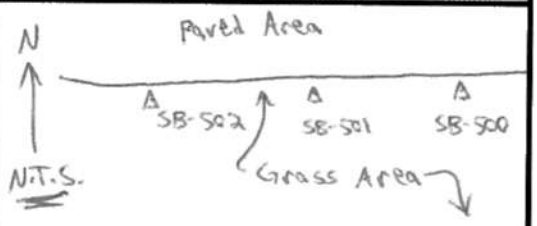

Circle if Applicable:

MS/MSD	Duplicate ID No.:

Signature(s):

Tetra Tech NUS, Inc.

SOIL & SEDIMENT SAMPLE LOG SHEET

Page___ of ___

Project Site Name: Lockheed Martin, Block E
Project No.: 112IC00885

[] Surface Soil
[X] Subsurface Soil
[] Sediment
[] Other:
[] QA Sample Type:

Sample ID No.: SB-S02-0406
Sample Location: SB-S02
Sampled By: J. Foster
C.O.C. No.: 322417

Type of Sample:
[] Low Concentration
[] High Concentration

GRAB SAMPLE DATA:

Date: 11-27-07	Depth Interval	Color	Description (Sand, Silt, Clay, Moisture, etc.)
Time: 1115	4-6 ft.	Orange-Yellow	Fine Sand; loose; wet
Method: DPT			
Monitor Reading (ppm): 0			

COMPOSITE SAMPLE DATA:

Date:	Time	Depth Interval	Color	Description (Sand, Silt, Clay, Moisture, etc.)
Method:				
Monitor Readings (Range in ppm):				

SAMPLE COLLECTION INFORMATION:

Analysis		Container Requirements	Collected	Other
8260	VOCs	1 4oz clear glass jar	✓	
8015	TPH	1 8oz clear glass jar	✓	
8270	SVOCs	↓	✓	
8082	PCBs		✓	
ICP/MS	Metals		✓	
Be, Ni, Co, Fe, Mn		↓	~	

OBSERVATIONS / NOTES:

MAP:

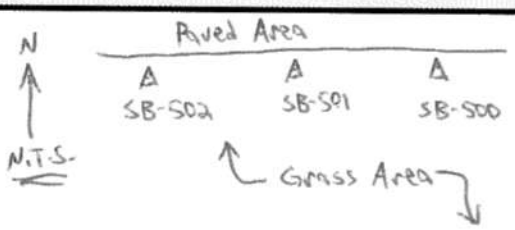

Circle if Applicable:

MS/MSD	Duplicate ID No.:

Signature(s):

Tetra Tech NUS, Inc.

SOIL & SEDIMENT SAMPLE LOG SHEET

Project Site Name: Lockheed Martin, Block E
Project No.: 112IC00885

Sample ID No.: SB-502-0810
Sample Location: SB-502
Sampled By: J. Foster
C.O.C. No.: 322417

[] Surface Soil
[X] Subsurface Soil
[] Sediment
[] Other:
[] QA Sample Type:

Type of Sample:
[] Low Concentration
[] High Concentration

GRAB SAMPLE DATA:

Date: 11-27-07	Depth Interval	Color	Description (Sand, Silt, Clay, Moisture, etc.)
Time: 1140	8-10 ft	Orange-Red	Fine-Medium Grained Sand
Method: DPT			
Monitor Reading (ppm): 0			

COMPOSITE SAMPLE DATA:

Date:	Time	Depth Interval	Color	Description (Sand, Silt, Clay, Moisture, etc.)
Method:				
Monitor Readings (Range in ppm):				

SAMPLE COLLECTION INFORMATION:

Analysis		Container Requirements	Collected	Other
8260	VOCs	1 4 oz clear glass	✓	
8015	TPH	1 8 oz clear glass	✓	
8270	SVOCs		✓	
8082	PCBs		✓	
ICP/MS	Metals		✓	

OBSERVATIONS / NOTES:

MAP:

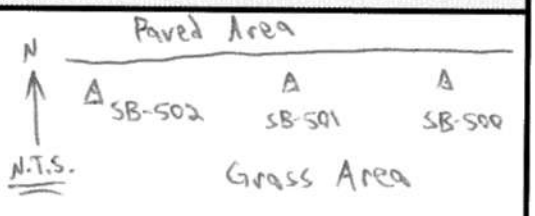

Circle if Applicable:

MS/MSD	Duplicate ID No.:

Signature(s):

Tetra Tech NUS, Inc.

SOIL & SEDIMENT SAMPLE LOG SHEET

Page___ of ___

Project Site Name: Lockheed Martin, Block E
Project No.: 112IC00885

[X] Surface Soil
[] Subsurface Soil
[] Sediment
[] Other:
[] QA Sample Type:

Sample ID No.: SB-503-0001
Sample Location: SB-503
Sampled By: J. Foster
C.O.C. No.: 322417

Type of Sample:
[] Low Concentration
[] High Concentration

GRAB SAMPLE DATA:

Date: 11-27-07	Depth Interval	Color	Description (Sand, Silt, Clay, Moisture, etc.)
Time: 1245	0-1 ft.	Olive-Black	Silty Clay Loam
Method: DPT			
Monitor Reading (ppm): 0			

COMPOSITE SAMPLE DATA:

Date:	Time	Depth Interval	Color	Description (Sand, Silt, Clay, Moisture, etc.)
Method:				
Monitor Readings (Range in ppm):				

SAMPLE COLLECTION INFORMATION:

Analysis		Container Requirements	Collected	Other
8260	VOCs	1 4 oz clear glass	✓	
8015	TPH	1 8 oz clear glass	✓	
8270	SVOCs	↓	✓	
8082	PCBs		✓	
ICP/MS	Metals		✓	
Be, Ni, Co, Fe, Mn		↓	✓	

OBSERVATIONS / NOTES:

Duplicate collected. See below for nomenclature.

MAP:

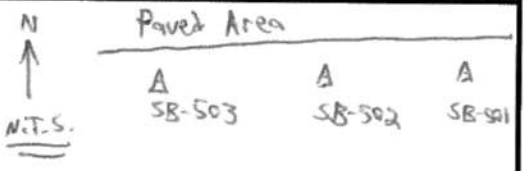

Circle if Applicable:

MS/MSD	Duplicate ID No.:
	DUP-01

Signature(s):

Tetra Tech NUS, Inc.

SOIL & SEDIMENT SAMPLE LOG SHEET

Page___ of ___

Project Site Name: Lockheed Martin, Block E
Project No.: 112IC00885

Sample ID No.: SB-503-0406
Sample Location: SB-503
Sampled By: S. Foster
C.O.C. No.: 322417

[] Surface Soil
[] Subsurface Soil
[] Sediment
[] Other:
[] QA Sample Type:

Type of Sample:
[] Low Concentration
[] High Concentration

GRAB SAMPLE DATA:

Date: 11-27-07	Depth Interval	Color	Description (Sand, Silt, Clay, Moisture, etc.)
Time: 1255	4-6 ft	Yellow	Fine-Medium Sand; wet
Method: DPT			
Monitor Reading (ppm): 0			

COMPOSITE SAMPLE DATA:

Date:	Time	Depth Interval	Color	Description (Sand, Silt, Clay, Moisture, etc.)
Method:				
Monitor Readings (Range in ppm):				

SAMPLE COLLECTION INFORMATION:

Analysis	Container Requirements	Collected	Other
8260 VOCs	1 4 oz glass jar	✓	
8015 TPH	1 8 oz glass jar	✓	
8270 SVOCs	↓	✓	
8082 PCBs		✓	
ICP/MS Metals		✓	
Be, Ni, Co, Fe, Mn	↓	✓	

OBSERVATIONS / NOTES:

MAP:

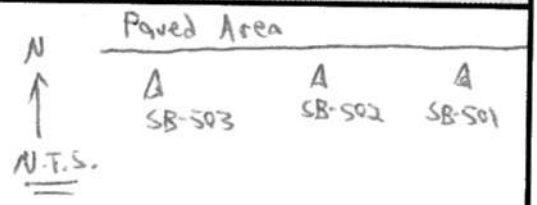

Circle if Applicable:

MS/MSD	Duplicate ID No.:

Signature(s):

Tetra Tech NUS, Inc.

SOIL & SEDIMENT SAMPLE LOG SHEET

Page___ of ___

Project Site Name: Lockheed Martin, Block E
Project No.: 112IC00885

[] Surface Soil
[] Subsurface Soil
[] Sediment
[] Other:
[] QA Sample Type:

Sample ID No.: SB-503-1012
Sample Location: SB-503
Sampled By: J. Foster
C.O.C. No.: 322417

Type of Sample:
[] Low Concentration
[] High Concentration

GRAB SAMPLE DATA:

Date: 11-27-07	Depth Interval	Color	Description (Sand, Silt, Clay, Moisture, etc.)
Time: 1313	10-12 ft.	Orange-Gray	Clay w/ Fine-Med. Grain Sand
Method: DPT			
Monitor Reading (ppm): 0			

COMPOSITE SAMPLE DATA:

Date:	Time	Depth Interval	Color	Description (Sand, Silt, Clay, Moisture, etc.)
Method:				
Monitor Readings (Range in ppm):				

SAMPLE COLLECTION INFORMATION:

Analysis		Container Requirements	Collected	Other
8260	VOCs	1 4 oz glass jar	—	
8015	TPH	1 8 oz glass jar	—	
8270	SVOCs	↓	—	
8082	PCBs		—	
ICP/MS	Metals		—	
Be, Ni, Co, Fe, Mn			—	

OBSERVATIONS / NOTES:

MAP:

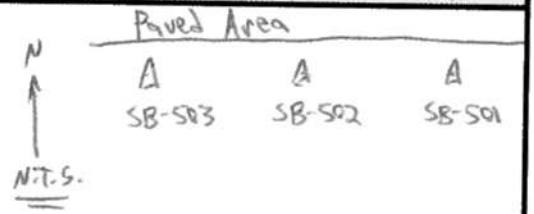

Circle if Applicable:

MS/MSD	Duplicate ID No.:

Signature(s):

Tetra Tech NUS, Inc.

SOIL & SEDIMENT SAMPLE LOG SHEET

Page___ of ___

Project Site Name: Lockheed Martin, Block E
Project No.: 112IC00885

Sample ID No.: SB-504-0001
Sample Location: SB-504
Sampled By: J. Foster
C.O.C. No.: 322417

[X] Surface Soil
[] Subsurface Soil
[] Sediment
[] Other:
[] QA Sample Type:

Type of Sample:
[] Low Concentration
[] High Concentration

GRAB SAMPLE DATA:

Date: 11-27-01 / Time: 1340 / Method: DPT / Monitor Reading (ppm): 0	Depth Interval	Color	Description (Sand, Silt, Clay, Moisture, etc.)
	0-1 Ft.	Grey	Crushed Stone fill material

COMPOSITE SAMPLE DATA:

Date: / Method: / Monitor Readings (Range in ppm):	Time	Depth Interval	Color	Description (Sand, Silt, Clay, Moisture, etc.)

SAMPLE COLLECTION INFORMATION:

Analysis		Container Requirements	Collected	Other
8260	VOCs	1 4-oz glass jar	✓	
8015	TPH	1 8oz glass jar	✓	
8270	SVOCs		✓	
8082	PCBs		✓	
ICP/MS	Metals		✓	
Be, Ni, Co, Fe, Mn			✓	

OBSERVATIONS / NOTES:

MAP:

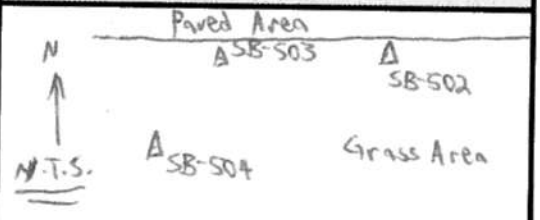

Circle if Applicable:

MS/MSD	Duplicate ID No.:

Signature(s):

Tetra Tech NUS, Inc.

SOIL & SEDIMENT SAMPLE LOG SHEET

Page___ of ___

Project Site Name: Lockheed Martin, Block E
Project No.: 112IC00885

Sample ID No.: SB-504-0406
Sample Location: SB-504
Sampled By: J. Foster
C.O.C. No.: 322417

[] Surface Soil
[X] Subsurface Soil
[] Sediment
[] Other:
[] QA Sample Type:

Type of Sample:
[] Low Concentration
[] High Concentration

GRAB SAMPLE DATA:

Date: 11-27-07	Depth Interval	Color	Description (Sand, Silt, Clay, Moisture, etc.)
Time: 1350	4-6 ft.	DK Grey-Black	Clay; wet
Method: DPT			
Monitor Reading (ppm): 0			

COMPOSITE SAMPLE DATA:

Date:	Time	Depth Interval	Color	Description (Sand, Silt, Clay, Moisture, etc.)
Method:				
Monitor Readings (Range in ppm):				

SAMPLE COLLECTION INFORMATION:

Analysis		Container Requirements	Collected	Other
8260	VOCs	1 4 oz jar	✓	
8015	TPH	1 8 oz jar	–	
8270	SVOCs	↓	–	
8082	PCBs		✓	
ICP/MS	Metals		✓	
Be, Ni, Co, Fe, Mn			✓	

OBSERVATIONS / NOTES:

MAP:

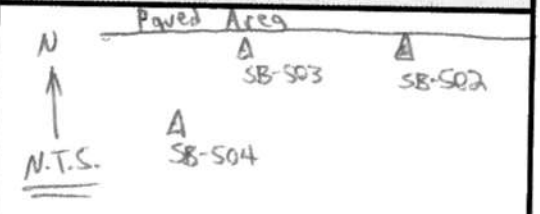

Circle if Applicable:

MS/MSD	Duplicate ID No.:

Signature(s):

Tetra Tech NUS, Inc.

SOIL & SEDIMENT SAMPLE LOG SHEET

Page ___ of ___

Project Site Name: Lockheed Martin, Block E
Project No.: 112IC00885

[] Surface Soil
[] Subsurface Soil
[] Sediment
[] Other:
[] QA Sample Type:

Sample ID No.: SB-504-0810
Sample Location: SB-504
Sampled By: J. Foster
C.O.C. No.: 322417

Type of Sample:
[] Low Concentration
[] High Concentration

GRAB SAMPLE DATA:

Date: 11-27-07	Depth Interval	Color	Description (Sand, Silt, Clay, Moisture, etc.)
Time: 1355	8-10 ft.	Olive-Black	Clay; wet mod. soft
Method: DPT			
Monitor Reading (ppm): 0			

COMPOSITE SAMPLE DATA:

Date:	Time	Depth Interval	Color	Description (Sand, Silt, Clay, Moisture, etc.)
Method:				
Monitor Readings (Range in ppm):				

SAMPLE COLLECTION INFORMATION:

Analysis		Container Requirements	Collected	Other
8260	VOCs	1 4 oz glass jar	✓	
8015	TPH	1 8 oz glass jar	✓	
8270	SVOCs	↓	✓	
8082	PCBs		✓	
ICP/MS	Metals		✓	
Be, Ni, Co, Fe, Mn		↓	✓	

OBSERVATIONS / NOTES:

MAP:

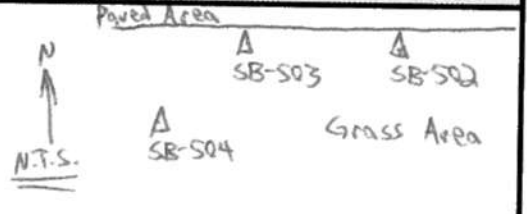

Circle if Applicable:

MS/MSD	Duplicate ID No.:

Signature(s):

Tetra Tech NUS, Inc.

SOIL & SEDIMENT SAMPLE LOG SHEET

Project Site Name: Lockheed Martin, Block E
Project No.: 112IC00885

Sample ID No.: SB-505-0001
Sample Location: SB-505
Sampled By: J. Foster
C.O.C. No.: 322417

[X] Surface Soil
[ ] Subsurface Soil
[ ] Sediment
[ ] Other:
[ ] QA Sample Type:

Type of Sample:
[ ] Low Concentration
[ ] High Concentration

GRAB SAMPLE DATA:

Date: 11-27-07	Depth Interval	Color	Description (Sand, Silt, Clay, Moisture, etc.)
Time: 1425	0-1 Ft.	Gray	Sandy Clay; mod. stiff; sl. moist
Method: DPT			
Monitor Reading (ppm): 0			

COMPOSITE SAMPLE DATA:

Date:	Time	Depth Interval	Color	Description (Sand, Silt, Clay, Moisture, etc.)
Method:				
Monitor Readings (Range in ppm):				

SAMPLE COLLECTION INFORMATION:

Analysis		Container Requirements	Collected	Other
8260	VOCs	1 4oz glass jar	✓	
8015	TPH	1 8oz glass jar	✓	
8270	SVOCs	↓	✓	
8082	PCBs		✓	
ICP/MS	Metals		✓	
Be, Ni, Co, Fe, Mn			✓	

OBSERVATIONS / NOTES:

MAP:

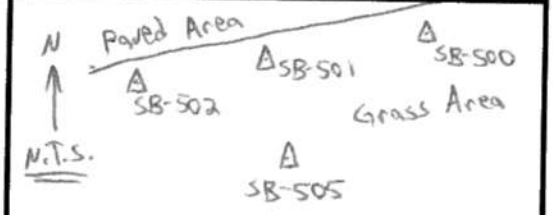

Circle if Applicable:

MS/MSD	Duplicate ID No.:

Signature(s):

Tetra Tech NUS, Inc.

SOIL & SEDIMENT SAMPLE LOG SHEET

Page___ of ___

Project Site Name: Lockheed Martin, Block E
Project No.: 112IC00885

Sample ID No.: SB-505-0406
Sample Location: SB-505
Sampled By: J Foster
C.O.C. No.: 322417

[] Surface Soil
[] Subsurface Soil
[] Sediment
[] Other:
[] QA Sample Type:

Type of Sample:
[] Low Concentration
[] High Concentration

GRAB SAMPLE DATA:

Date: 11-27-07 / Time: 1430 / Method: DPT / Monitor Reading (ppm): 0	Depth Interval	Color	Description (Sand, Silt, Clay, Moisture, etc.)
	4-6 ft.	Orange	Fine-Med-grain sand; wet; m stiff

COMPOSITE SAMPLE DATA:

Date: / Method: / Monitor Readings (Range in ppm):	Time	Depth Interval	Color	Description (Sand, Silt, Clay, Moisture, etc.)

SAMPLE COLLECTION INFORMATION:

Analysis		Container Requirements	Collected	Other
8260	VOCs	1 4oz glass jar	✓	
8015	TPH	1 8oz glass jar	✓	
8270	SVOCs	↓	✓	
8082	PCBs		✓	
ICP/MS	Metals		✓	
Be, Ni, Co, Fe, Mn			✓	

OBSERVATIONS / NOTES:

MAP:

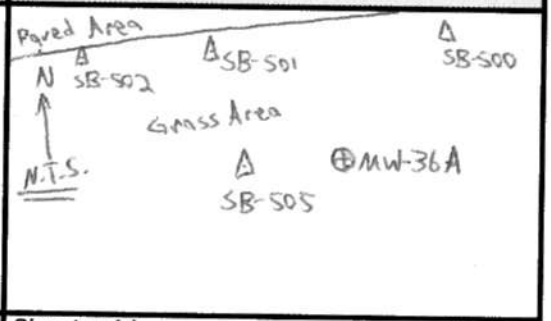

Circle if Applicable:

MS/MSD	Duplicate ID No.:

Signature(s):

Tetra Tech NUS, Inc.

SOIL & SEDIMENT SAMPLE LOG SHEET

Project Site Name: Lockheed Martin, Block E
Project No.: 112IC00885

[] Surface Soil
[] Subsurface Soil
[] Sediment
[] Other:
[] QA Sample Type:

Sample ID No.: SB-505-0810
Sample Location: SB-505
Sampled By: J. Foster
C.O.C. No.: 322417

Type of Sample:
[] Low Concentration
[] High Concentration

GRAB SAMPLE DATA:

Date: 11-27-07	Depth Interval	Color	Description (Sand, Silt, Clay, Moisture, etc.)
Time: 1435	8-10 ft.	Orange	Clay; saturated, soft non-plastic
Method: DPT			
Monitor Reading (ppm): 0			

COMPOSITE SAMPLE DATA:

Date:	Time	Depth Interval	Color	Description (Sand, Silt, Clay, Moisture, etc.)
Method:				
Monitor Readings (Range in ppm):				

SAMPLE COLLECTION INFORMATION:

Analysis		Container Requirements	Collected	Other
8260	VOCs	1 4 oz glass jar	—	
8015	TPH	1 8 oz glass jar	✓	
8270	SVOCs	↓	✓	
8082	PCBs		—	
ICP/MS	Metals		✓	
Be, Ni, Ca, Fe, Mn			✓	

OBSERVATIONS / NOTES:

MAP:

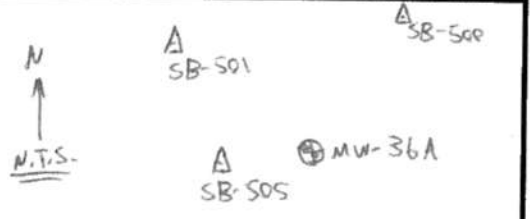

Circle if Applicable:

MS/MSD	Duplicate ID No.:

Signature(s):

Tetra Tech NUS, Inc.

SOIL & SEDIMENT SAMPLE LOG SHEET

Project Site Name: Lockheed Martin, Block E
Project No.: 112IC00885

[] Surface Soil
[] Subsurface Soil
[] Sediment
[] Other:
[] QA Sample Type:

Sample ID No.: SB-506-0001
Sample Location: SB-506
Sampled By: J. Foster
C.O.C. No.: 322417

Type of Sample:
[] Low Concentration
[] High Concentration

GRAB SAMPLE DATA:

Date: 11-28-07	Depth Interval	Color	Description (Sand, Silt, Clay, Moisture, etc.)
Time: 0934	0-1 ft	Black	Fine Grained Sand
Method: DPT			
Monitor Reading (ppm): 0			

COMPOSITE SAMPLE DATA:

Date:	Time	Depth Interval	Color	Description (Sand, Silt, Clay, Moisture, etc.)
Method:				
Monitor Readings (Range in ppm):				

SAMPLE COLLECTION INFORMATION:

Analysis		Container Requirements	Collected	Other
8260	VOCs	1 4 oz glass jar	✓	
8015	TPH	1 8 oz glass jar	✓	
8270	SVOCs		✓	
8082	PCBs		✓	
ICP/MS	Metals		✓	
Be, Ni, Co, Fe, Mn			✓	

OBSERVATIONS / NOTES:

Duplicate collected

MAP:



Circle if Applicable:

MS/MSD	Duplicate ID No.:
	DUP-02

Signature(s):

Tetra Tech NUS, Inc.

SOIL & SEDIMENT SAMPLE LOG SHEET

Page___ of ___

Project Site Name: Lockheed Martin, Block E
Project No.: 112IC00885

[] Surface Soil
[X] Subsurface Soil
[] Sediment
[] Other:
[] QA Sample Type:

Sample ID No.: SB 506 0406
Sample Location: SB 506
Sampled By: J. Foster
C.O.C. No.: 322417

Type of Sample:
[] Low Concentration
[] High Concentration

GRAB SAMPLE DATA:

Date: 11-28-07	Depth Interval	Color	Description (Sand, Silt, Clay, Moisture, etc.)
Time: 0952	4-6 ft	Yellow-Brown	Sandy Clay; moist, stiff
Method: DPT			
Monitor Reading (ppm): 0			

COMPOSITE SAMPLE DATA:

Date:	Time	Depth Interval	Color	Description (Sand, Silt, Clay, Moisture, etc.)
Method:				
Monitor Readings (Range in ppm):				

SAMPLE COLLECTION INFORMATION:

Analysis		Container Requirements	Collected	Other
8260	VOCs	1 4 oz glass jar	✓	
8015	TPH	1 8 oz glass jar	✓	
8270	SVOCs		✓	
8082	PCBs		✓	
ICP/MS	Metals		✓	
Be, Ni, Co, Fe, Mn			✓	

OBSERVATIONS / NOTES:

MAP:

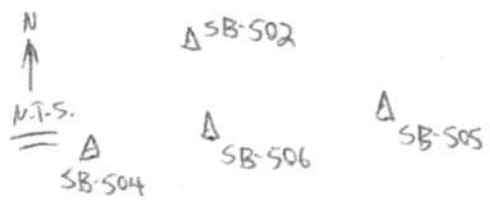

Circle if Applicable:

MS/MSD	Duplicate ID No.:

Signature(s):

Tetra Tech NUS, Inc.

SOIL & SEDIMENT SAMPLE LOG SHEET

Page___ of ___

Project Site Name: Lockheed Martin, Block E
Project No.: 112IC00885

[] Surface Soil
[X] Subsurface Soil
[] Sediment
[] Other:
[] QA Sample Type:

Sample ID No.: SB-506 0810
Sample Location: SB-506
Sampled By: J. Foster
C.O.C. No.: 322417

Type of Sample:
[] Low Concentration
[] High Concentration

GRAB SAMPLE DATA:

Date: 11-28-07	Depth Interval	Color	Description (Sand, Silt, Clay, Moisture, etc.)
Time: 0954	8-10 ft.	Yellow-Brown	Sandy Clay; saturated; soft
Method: DPT			
Monitor Reading (ppm): 0			

COMPOSITE SAMPLE DATA:

Date:	Time	Depth Interval	Color	Description (Sand, Silt, Clay, Moisture, etc.)
Method:				
Monitor Readings (Range in ppm):				

SAMPLE COLLECTION INFORMATION:

Analysis		Container Requirements	Collected	Other
8260	VOCs	1 4 oz glass jar	✓	
8015	TPH	1 8 oz glass jar	✓	
8270	SVOCs	↓	✓	
8082	PCBs		✓	
ICP/MS	Metals		✓	
Be, Ni, Co, Fe, Mn			✓	

OBSERVATIONS / NOTES:

MAP:



Circle if Applicable:

MS/MSD	Duplicate ID No.:

Signature(s):

Tetra Tech NUS, Inc.

SOIL & SEDIMENT SAMPLE LOG SHEET

Page___ of ___

Project Site Name: Lockheed Martin, Block E
Project No.: 112IC00885

Sample ID No.: SB-507-0001
Sample Location: SB-507
Sampled By: J. Foster
C.O.C. No.: 322417

[X] Surface Soil
[ ] Subsurface Soil
[ ] Sediment
[ ] Other:
[ ] QA Sample Type:

Type of Sample:
[ ] Low Concentration
[ ] High Concentration

GRAB SAMPLE DATA:

Date: 11-28-07	Depth Interval	Color	Description (Sand, Silt, Clay, Moisture, etc.)
Time: 1110	0-1 ft.	Brown-Gray	Sandy Clay w/ trace fine gravel
Method: DPT			
Monitor Reading (ppm): 0			

COMPOSITE SAMPLE DATA:

Date:	Time	Depth Interval	Color	Description (Sand, Silt, Clay, Moisture, etc.)
Method:				
Monitor Readings (Range in ppm):				

SAMPLE COLLECTION INFORMATION:

Analysis		Container Requirements	Collected	Other
8260	VOCs	1 4 oz glass jar	✓	
8015	TPH	1 8 oz glass jar	✓	
8270	SVOCs		✓	
8082	PCBs		✓	
ICP/MS	Metals		✓	
Be, Ni, Co, Fe, Mn			✓	

OBSERVATIONS / NOTES:

MAP:

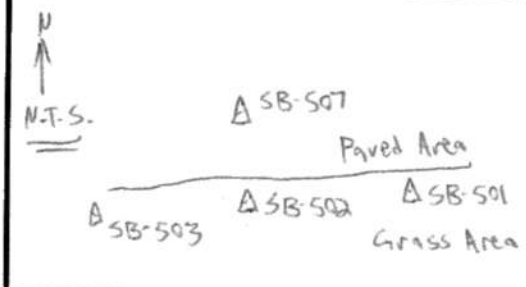

Circle if Applicable:

MS/MSD	Duplicate ID No.:

Signature(s):

Tetra Tech NUS, Inc.

SOIL & SEDIMENT SAMPLE LOG SHEET

Page___ of ___

Project Site Name: Lockheed Martin, Block E
Project No.: 112IC00885

[] Surface Soil
[X] Subsurface Soil
[] Sediment
[] Other:
[] QA Sample Type:

Sample ID No.: SB-507-0406
Sample Location: SB-507
Sampled By: J. Foster
C.O.C. No.: 322417

Type of Sample:
[] Low Concentration
[] High Concentration

GRAB SAMPLE DATA:

Date: 11-28-07	Depth Interval	Color	Description (Sand, Silt, Clay, Moisture, etc.)
Time: 1115	4-6 ft.	Grey	Clay; v. soft; saturated; low plas.
Method: DPT			
Monitor Reading (ppm): 0			

COMPOSITE SAMPLE DATA:

Date:	Time	Depth Interval	Color	Description (Sand, Silt, Clay, Moisture, etc.)
Method:				
Monitor Readings (Range in ppm):				

SAMPLE COLLECTION INFORMATION:

Analysis		Container Requirements	Collected	Other
8260	VOCs	1 4 oz glass jar	✓	
8015	TPH	1 8 oz glass jar	✓	
8270	SVOCs		✓	
8082	PCBs		✓	
ICP/MS	Metals		✓	
Be, Ni, Co, Fe, Mn			✓	

OBSERVATIONS / NOTES:

MAP:

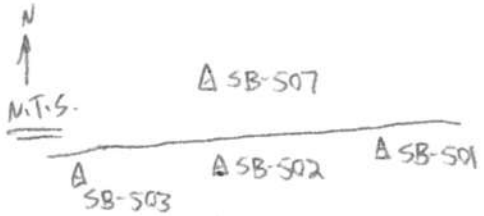

Circle if Applicable:

MS/MSD	Duplicate ID No.:

Signature(s):

Tetra Tech NUS, Inc.

SOIL & SEDIMENT SAMPLE LOG SHEET

Page___ of ___

Project Site Name: Lockheed Martin, Block E
Project No.: 112IC00885

[] Surface Soil
[] Subsurface Soil
[] Sediment
[] Other:
[] QA Sample Type:

Sample ID No.: SB-507-0810
Sample Location: SB-507
Sampled By: J. Foster
C.O.C. No.: 322417

Type of Sample:
[] Low Concentration
[] High Concentration

GRAB SAMPLE DATA:

Date: 11-28-07	Depth Interval	Color	Description (Sand, Silt, Clay, Moisture, etc.)
Time: 1120	8-10 ft.	Brown-Grey	clay; clean; m. firm; moist
Method: DPT			
Monitor Reading (ppm): 0			

COMPOSITE SAMPLE DATA:

Date:	Time	Depth Interval	Color	Description (Sand, Silt, Clay, Moisture, etc.)
Method:				
Monitor Readings (Range in ppm):				

SAMPLE COLLECTION INFORMATION:

Analysis		Container Requirements	Collected	Other
8260	VOCs	1 4 oz glass jar	✓	
8015	TPH	1 8 oz glass jar	✓	
8270	SVOCs	↓	✓	
8082	PCBs		✓	
ICP/MS	Metals		✓	
Be, Ni, Co, Fe, Mn			✓	

OBSERVATIONS / NOTES:

MAP:

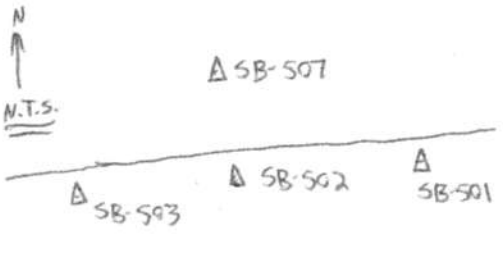

Circle if Applicable:

MS/MSD	Duplicate ID No.:

Signature(s):

Tetra Tech NUS, Inc.

SOIL & SEDIMENT SAMPLE LOG SHEET

Project Site Name: Lockheed Martin, Block E
Project No.: 112IC00885

Sample ID No.: SB-508-0001
Sample Location: SB-508
Sampled By: J. Foster
C.O.C. No.: 322417

- [X] Surface Soil
- [ ] Subsurface Soil
- [ ] Sediment
- [ ] Other:
- [ ] QA Sample Type:

Type of Sample:
- [ ] Low Concentration
- [ ] High Concentration

GRAB SAMPLE DATA:

Date: 11-28-07	Depth Interval	Color	Description (Sand, Silt, Clay, Moisture, etc.)
Time: 1340	0-1 ft.	Orange-Gray	Clay, Slt. moist; Stiff - low plasticity
Method: DPT			
Monitor Reading (ppm): 0			

COMPOSITE SAMPLE DATA:

Date:	Time	Depth Interval	Color	Description (Sand, Silt, Clay, Moisture, etc.)
Method:				
Monitor Readings (Range in ppm):				

SAMPLE COLLECTION INFORMATION:

Analysis		Container Requirements	Collected	Other
8260	VOCs	1 4 oz glass jar	✓	
8015	TPH	1 8 oz glass jar	✓	
8270	SVOCs		✓	
8082	PCBs		✓	
ICP/MS	Metals		✓	
Be, Ni, Co, Fe, Mn			✓	

OBSERVATIONS / NOTES:

MAP:

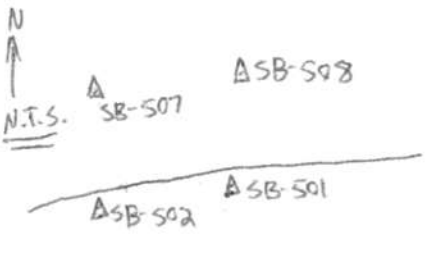

Circle if Applicable:

MS/MSD	Duplicate ID No.:

Signature(s):

Tetra Tech NUS, Inc.

SOIL & SEDIMENT SAMPLE LOG SHEET

Page___ of ___

Project Site Name: Lockheed Martin, Block E
Project No.: 112IC00885

[] Surface Soil
[] Subsurface Soil
[] Sediment
[] Other:
[] QA Sample Type:

Sample ID No.: SB-508-0406
Sample Location: SB-508
Sampled By: J. Foster
C.O.C. No.: 322417

Type of Sample:
[] Low Concentration
[] High Concentration

GRAB SAMPLE DATA:

Date: 11-28-07	Depth Interval	Color	Description (Sand, Silt, Clay, Moisture, etc.)
Time: 1345	4-6 ft.	Yellow-Orange	Sandy Clay; wet; soft
Method: DPT			
Monitor Reading (ppm): 0			

COMPOSITE SAMPLE DATA:

Date:	Time	Depth Interval	Color	Description (Sand, Silt, Clay, Moisture, etc.)
Method:				
Monitor Readings (Range in ppm):				

SAMPLE COLLECTION INFORMATION:

Analysis		Container Requirements	Collected	Other
8260	VOCs	1 4 oz glass jar	✓	
8015	TPH	1 8 oz glass jar	✓	
8270	SVOCs		✓	
8082	PCBs		✓	
ICP/MS	Metals		✓	
Be, Ni, Co, Fe, Mn			✓	

OBSERVATIONS / NOTES:

Duplicate collected. See below for nomenclature.

MAP:



Circle if Applicable:

MS/MSD	Duplicate ID No.:
	DUP-03

Signature(s):

Tetra Tech NUS, Inc.

SOIL & SEDIMENT SAMPLE LOG SHEET

Page ___ of ___

Project Site Name: Lockheed Martin, Block E
Project No.: 112IC00885

[] Surface Soil
[] Subsurface Soil
[] Sediment
[] Other:
[] QA Sample Type:

Sample ID No.: SB-508-0810
Sample Location: SB-508
Sampled By: J. Foster
C.O.C. No.: 322417

Type of Sample:
[] Low Concentration
[] High Concentration

GRAB SAMPLE DATA:

Date: 11-28-07	Depth Interval	Color	Description (Sand, Silt, Clay, Moisture, etc.)
Time: 1350	8-10 Ft.	Tan-Brown	Sandy clay; Saturated; v. loose
Method: DPT			
Monitor Reading (ppm): 0			

COMPOSITE SAMPLE DATA:

Date:	Time	Depth Interval	Color	Description (Sand, Silt, Clay, Moisture, etc.)
Method:				
Monitor Readings				
(Range in ppm):				

SAMPLE COLLECTION INFORMATION:

Analysis		Container Requirements	Collected	Other
8260	VOCs	1 4 oz glass jar	✓	
8015	TPH	1 8 oz glass jar	✓	
8270	SVOCs		✓	
8082	PCBs		✓	
ICP/MS	Metals		✓	
Be, Ni, Co, Fe, Mn			✓	

OBSERVATIONS / NOTES:

MAP:

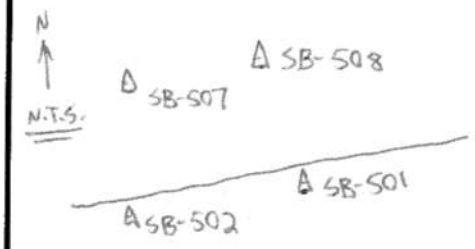

Circle if Applicable:

MS/MSD	Duplicate ID No.:

Signature(s):

Tetra Tech NUS, Inc.

SOIL & SEDIMENT SAMPLE LOG SHEET

Page___ of ___

Project Site Name: Lockheed Martin, Block E
Project No.: 112IC00885

[] Surface Soil
[] Subsurface Soil
[] Sediment
[] Other:
[] QA Sample Type:

Sample ID No.: SB-509-0001
Sample Location: SB-509
Sampled By: J. Foster
C.O.C. No.: 26186

Type of Sample:
[] Low Concentration
[] High Concentration

GRAB SAMPLE DATA:

Date: 11-29-07	Depth Interval	Color	Description (Sand, Silt, Clay, Moisture, etc.)
Time: 1100	0-1 ft.	Yellow-Orange	Sandy Clay; Slt. Moist; mod. stiff
Method: DPT			
Monitor Reading (ppm): 0			

COMPOSITE SAMPLE DATA:

Date:	Time	Depth Interval	Color	Description (Sand, Silt, Clay, Moisture, etc.)
Method:				
Monitor Readings (Range in ppm):				

SAMPLE COLLECTION INFORMATION:

Analysis	Container Requirements	Collected	Other
8260 VOCs	1 4 oz glass jar	✓	
8015 TPH	1 8 oz glass jar	✓	
8270 SVOCs	↓	✓	
8082 PCBs		✓	
ICP/MS Metals		✓	
Be, Ni, Co, Fe, Mn	↓	✓	

OBSERVATIONS / NOTES:

MAP:

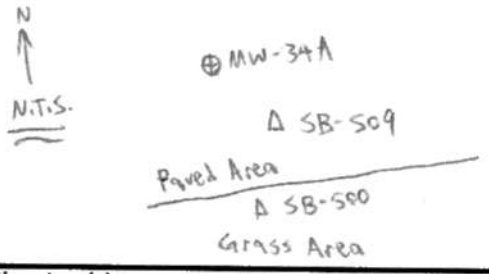

Circle if Applicable:

MS/MSD	Duplicate ID No.:

Signature(s):

Tetra Tech NUS, Inc.

SOIL & SEDIMENT SAMPLE LOG SHEET

Page ___ of ___

Project Site Name: Lockheed Martin, Block E
Project No.: 112IC00885

Sample ID No.: SB-509-0406
Sample Location: SB-509
Sampled By: J. Foster
C.O.C. No.: 26186

[] Surface Soil
[X] Subsurface Soil
[] Sediment
[] Other:
[] QA Sample Type:

Type of Sample:
[] Low Concentration
[] High Concentration

GRAB SAMPLE DATA:

Date: 11-29-07	Depth Interval	Color	Description (Sand, Silt, Clay, Moisture, etc.)
Time: 1105	4-6 ft.	Tan-Orange	Fine/Med. Grain Sand; moist
Method: DPT			
Monitor Reading (ppm): 0			

COMPOSITE SAMPLE DATA:

Date:	Time	Depth Interval	Color	Description (Sand, Silt, Clay, Moisture, etc.)
Method:				
Monitor Readings (Range in ppm):				

SAMPLE COLLECTION INFORMATION:

Analysis		Container Requirements	Collected	Other
8260	VOCs	1 4 oz glass jar	✓	
8015	TPH	1 8 oz glass jar	✓	
8270	SVOCs		✓	
8082	PCBs		✓	
ICP/MS	Metals		✓	
Be, Ni, Co, Fe, Mn				

OBSERVATIONS / NOTES:

MAP:

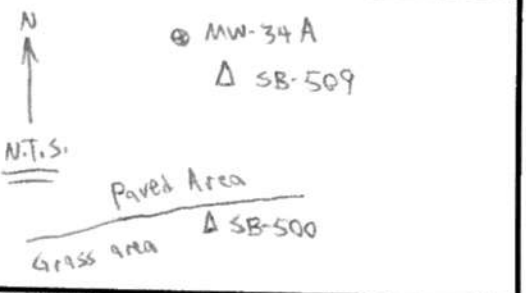

Circle if Applicable:

MS/MSD	Duplicate ID No.:

Signature(s):

Tetra Tech NUS, Inc.

SOIL & SEDIMENT SAMPLE LOG SHEET

Page ___ of ___

Project Site Name: Lockheed Martin, Block E
Project No.: 112IC00885

[] Surface Soil
[] Subsurface Soil
[] Sediment
[] Other:
[] QA Sample Type:

Sample ID No.: SB-509-0810
Sample Location: SB-509
Sampled By: J. Foster
C.O.C. No.: 26186

Type of Sample:
[] Low Concentration
[] High Concentration

GRAB SAMPLE DATA:

Date: 11-29-07	Depth Interval	Color	Description (Sand, Silt, Clay, Moisture, etc.)
Time: 1110	8-10 ft.	Orange-Red	Sandy Clay; Fine; Moist
Method: DPT			
Monitor Reading (ppm): 0			

COMPOSITE SAMPLE DATA:

Date:	Time	Depth Interval	Color	Description (Sand, Silt, Clay, Moisture, etc.)
Method:				
Monitor Readings (Range in ppm):				

SAMPLE COLLECTION INFORMATION:

Analysis		Container Requirements	Collected	Other
8260	VOCs	1 4 oz glass jar	✓	
8015	TPH	1 8 oz glass jar	✓	
8270	SVOCs	↓	✓	
8082	PCBs		✓	
ICP/MS	Metals		✓	
Be, Ni, Co, Fe, Mn				

OBSERVATIONS / NOTES:

MAP:

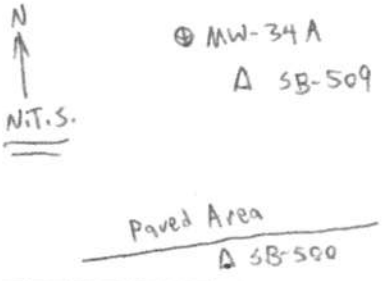

Circle if Applicable:

MS/MSD	Duplicate ID No.:

Signature(s):

Tetra Tech NUS, Inc.

SOIL & SEDIMENT SAMPLE LOG SHEET

Page ___ of ___

Project Site Name: Lockheed Martin, Block E
Project No.: 112IC00885

[] Surface Soil
[] Subsurface Soil
[] Sediment
[] Other:
[] QA Sample Type:

Sample ID No.: SB-509-0001 510 (JF)
Sample Location: SB-509 510 (JF)
Sampled By: J. Foster
C.O.C. No.: 26186

Type of Sample:
[] Low Concentration
[] High Concentration

GRAB SAMPLE DATA:

Date: 11-28-07	Depth Interval	Color	Description (Sand, Silt, Clay, Moisture, etc.)
Time: 1525	0-1 ft.	Tan	Fine-Med grain sand.
Method: DPT			
Monitor Reading (ppm): 0			

COMPOSITE SAMPLE DATA:

Date:	Time	Depth Interval	Color	Description (Sand, Silt, Clay, Moisture, etc.)
Method:				
Monitor Readings (Range in ppm):				

SAMPLE COLLECTION INFORMATION:

Analysis		Container Requirements	Collected	Other
8260	VOCs	1 4 oz glass jar	✓	
8015	TPH	1 8 oz glass jar	✓	
8270	SVOCs		✓	
8082	PCBs		✓	
ICP/MS	Metals		✓	
Be, Ni, Co, Fe, Mn				

OBSERVATIONS / NOTES:

MAP:

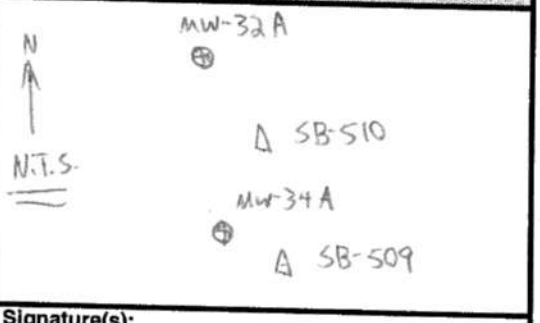

Circle if Applicable:

MS/MSD	Duplicate ID No.:

Signature(s):

Tetra Tech NUS, Inc.

SOIL & SEDIMENT SAMPLE LOG SHEET

Page ___ of ___

Project Site Name: Lockheed Martin, Block E
Project No.: 112IC00885

[] Surface Soil
[X] Subsurface Soil
[] Sediment
[] Other:
[] QA Sample Type:

Sample ID No.: SB-~~508~~ 510-0406
Sample Location: SB-~~508~~ 510
Sampled By: J. Foster
C.O.C. No.: 26186

Type of Sample:
[] Low Concentration
[] High Concentration

GRAB SAMPLE DATA:

Date: 11-28-07	Depth Interval	Color	Description (Sand, Silt, Clay, Moisture, etc.)
Time: 1530	4-6 ft.	Brown	clay w/ fine sand; slt moist
Method: DPT			
Monitor Reading (ppm): 0			

COMPOSITE SAMPLE DATA:

Date:	Time	Depth Interval	Color	Description (Sand, Silt, Clay, Moisture, etc.)
Method:				
Monitor Readings (Range in ppm):				

SAMPLE COLLECTION INFORMATION:

Analysis		Container Requirements	Collected	Other
8260	VOCs	1 4 oz glass jar	/	
8015	TPH	1 8 oz glass jar	/	
8270	SVOCs		/	
8082	PCBs		/	
ICP/MS	Metals		/	
Be, Ni, Co, Fe, Mn			/	

OBSERVATIONS / NOTES:

MAP:

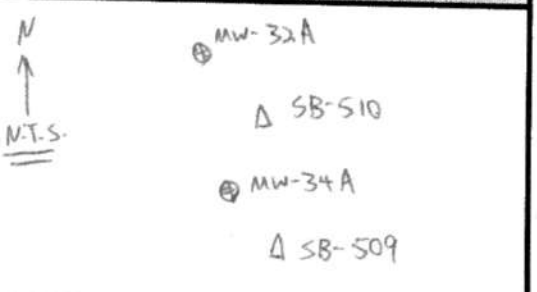

Circle if Applicable:

MS/MSD	Duplicate ID No.:

Signature(s):

Tetra Tech NUS, Inc.

SOIL & SEDIMENT SAMPLE LOG SHEET

Page___ of ___

Project Site Name: Lockheed Martin, Block E
Project No.: 112IC00885

[] Surface Soil
[X] Subsurface Soil
[] Sediment
[] Other:
[] QA Sample Type:

Sample ID No.: SB-502-0810 SIC
Sample Location: SB-509 510
Sampled By: J. Foster
C.O.C. No.: 26186

Type of Sample:
[] Low Concentration
[] High Concentration

GRAB SAMPLE DATA:

Date: 11-28-07	Depth Interval	Color	Description (Sand, Silt, Clay, Moisture, etc.)
Time: 1535	8-10 ft.	Brown-Black	Sandy Clay w/ high fine cobble content
Method: DPT			
Monitor Reading (ppm): 0			

COMPOSITE SAMPLE DATA:

Date:	Time	Depth Interval	Color	Description (Sand, Silt, Clay, Moisture, etc.)
Method:				
Monitor Readings				
(Range in ppm):				

SAMPLE COLLECTION INFORMATION:

Analysis		Container Requirements	Collected	Other
8260	VOCs	1 4 oz glass jar	✓	
8015	TPH	1 8 oz glass jar	✓	
8270	SVOCs		✓	
8082	PCBs		✓	
ICP/MS	Metals		✓	
Be, Ni, Co, Fe, Mn			✓	

OBSERVATIONS / NOTES:

Duplicate collected, see below for nomenclature.

MAP:

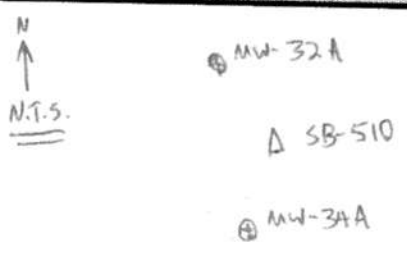

Circle if Applicable:

MS/MSD	Duplicate ID No.:
	DUP-04

Signature(s):

Tetra Tech NUS, Inc.

SOIL & SEDIMENT SAMPLE LOG SHEET

Page ___ of ___

Project Site Name: Lockheed Martin, Block E
Project No.: 112IC00885

[X] Surface Soil
[ ] Subsurface Soil
[ ] Sediment
[ ] Other:
[ ] QA Sample Type:

Sample ID No.: SB-511-0001
Sample Location: SB-511
Sampled By: J. Foster
C.O.C. No.: 26186

Type of Sample:
[ ] Low Concentration
[ ] High Concentration

GRAB SAMPLE DATA:

Date: 11-27-07	Depth Interval	Color	Description (Sand, Silt, Clay, Moisture, etc.)
Time: 0820	0-1 ft.	Orange-Brown	Clay; slt. moist; stiff-very stiff
Method: DPT			
Monitor Reading (ppm): 0			

COMPOSITE SAMPLE DATA:

Date:	Time	Depth Interval	Color	Description (Sand, Silt, Clay, Moisture, etc.)
Method:				
Monitor Readings (Range in ppm):				

SAMPLE COLLECTION INFORMATION:

Analysis		Container Requirements	Collected	Other
8260	VOCs	1 4 oz glass jar	/	
8015	TPH	1 8 oz glass jar	/	
8270	SVOCs		/	
8082	PCBs		/	
ICP/MS	Metals		/	
Be, Ni, Co, Fe, Mn			/	

OBSERVATIONS / NOTES:

MAP:



Circle if Applicable:

MS/MSD	Duplicate ID No.:

Signature(s):

Tetra Tech NUS, Inc.

SOIL & SEDIMENT SAMPLE LOG SHEET

Page ___ of ___

Project Site Name: Lockheed Martin, Block E
Project No.: 112IC00885

[] Surface Soil
[] Subsurface Soil
[] Sediment
[] Other:
[] QA Sample Type:

Sample ID No.: SB-511-0406
Sample Location: SB-511
Sampled By: J. Foster
C.O.C. No.: 26186

Type of Sample:
[] Low Concentration
[] High Concentration

GRAB SAMPLE DATA:

Date: 11-29-07	Depth Interval	Color	Description (Sand, Silt, Clay, Moisture, etc.)
Time: 0825	4-6 ft	Orange-Brown	Clay; slt. moist; stiff/very stiff
Method: DPT			
Monitor Reading (ppm): 0			

COMPOSITE SAMPLE DATA:

Date:	Time	Depth Interval	Color	Description (Sand, Silt, Clay, Moisture, etc.)
Method:				
Monitor Readings (Range in ppm):				

SAMPLE COLLECTION INFORMATION:

Analysis		Container Requirements	Collected	Other
8260	VOCs	1 4 oz glass jar	✓	
8015	TPH	1 8 oz glass jar	✓	
8270	SVOCs		✓	
8082	PCBs		✓	
ICP/MS	Metals		✓	
Be, Ni, Co, Fe, Mn			✓	

OBSERVATIONS / NOTES:

MAP:

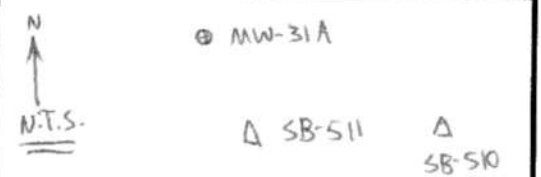

Circle if Applicable:

MS/MSD	Duplicate ID No.:

Signature(s):

Tetra Tech NUS, Inc.

SOIL & SEDIMENT SAMPLE LOG SHEET

Project Site Name: Lockheed Martin, Block E
Project No.: 112IC00885

[] Surface Soil
[] Subsurface Soil
[] Sediment
[] Other:
[] QA Sample Type:

Sample ID No.: SB-511-0810
Sample Location: SB-511
Sampled By: J. Foster
C.O.C. No.:

Type of Sample:
[] Low Concentration
[] High Concentration

GRAB SAMPLE DATA:

Date: 11-29-07	Depth Interval	Color	Description (Sand, Silt, Clay, Moisture, etc.)
Time: 0830	8-10 Ft.	Orange-Red	Sandy Clay; saturated; low plasticity
Method: DPT			
Monitor Reading (ppm): 0			

COMPOSITE SAMPLE DATA:

Date:	Time	Depth Interval	Color	Description (Sand, Silt, Clay, Moisture, etc.)
Method:				
Monitor Readings				
(Range in ppm):				

SAMPLE COLLECTION INFORMATION:

Analysis		Container Requirements	Collected	Other
8260	VOCs	1 4 oz glass jar	✓	
8015	TPH	1 8 oz glass jar	✓	
8270	SVOCs		✓	
8082	PCBs		✓	
ICP/MS	Metals		✓	
Be, Ni, Co, Fe, Mn			✓	

OBSERVATIONS / NOTES:

MAP:

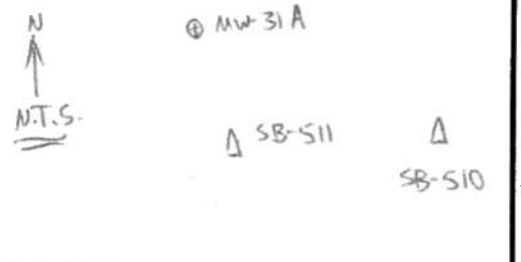

Circle if Applicable:

MS/MSD	Duplicate ID No.:

Signature(s):

Tetra Tech NUS, Inc.

SOIL & SEDIMENT SAMPLE LOG SHEET

Page ___ of ___

Project Site Name: Lockheed Martin, Block E
Project No.: 112IC00885

[] Surface Soil
[] Subsurface Soil
[] Sediment
[] Other:
[] QA Sample Type:

Sample ID No.: SB-512-0001
Sample Location: SB-512
Sampled By: J. Foster
C.O.C. No.: 26186

Type of Sample:
[] Low Concentration
[] High Concentration

GRAB SAMPLE DATA:

Date: 11-29-07	Depth Interval	Color	Description (Sand, Silt, Clay, Moisture, etc.)
Time: 0955	0-1 ft.	Orange-Lt Brown	Clay w/ trace sand; slt. moist.
Method: DPT			
Monitor Reading (ppm): 0			

COMPOSITE SAMPLE DATA:

Date:	Time	Depth Interval	Color	Description (Sand, Silt, Clay, Moisture, etc.)
Method:				
Monitor Readings (Range in ppm):				

SAMPLE COLLECTION INFORMATION:

Analysis		Container Requirements	Collected	Other
8260	VOCs	1 4 oz glass jar	✓	
8015	TPH	1 8 oz glass jar	✓	
8270	SVOCs		–	
8082	PCBs		✓	
ICP/MS	Metals		✓	
Be, Ni, Co, Fe, Mn			–	

OBSERVATIONS / NOTES:

MAP:



Circle if Applicable:

MS/MSD	Duplicate ID No.:

Signature(s):

Tetra Tech NUS, Inc.

SOIL & SEDIMENT SAMPLE LOG SHEET

Page ___ of ___

Project Site Name: Lockheed Martin, Block E
Project No.: 112IC00885

[] Surface Soil
[] Subsurface Soil
[] Sediment
[] Other:
[] QA Sample Type:

Sample ID No.: SB-512-0406
Sample Location: SB-512
Sampled By: J. Foster
C.O.C. No.: 26186

Type of Sample:
[] Low Concentration
[] High Concentration

GRAB SAMPLE DATA:

Date: 11-29-07	Depth Interval	Color	Description (Sand, Silt, Clay, Moisture, etc.)
Time: 1000	4-6 ft.	Orange-Lt Brown	clay w/ trace sand; slt. Moist.
Method: DPT			
Monitor Reading (ppm): 0			

COMPOSITE SAMPLE DATA:

Date:	Time	Depth Interval	Color	Description (Sand, Silt, Clay, Moisture, etc.)
Method:				
Monitor Readings (Range in ppm):				

SAMPLE COLLECTION INFORMATION:

Analysis		Container Requirements	Collected	Other
8260	VOCs	1 4 oz glass jar	✓	
8015	TPH	1 8 oz glass jar	✓	
8270	SVOCs		✓	
8082	PCBs		✓	
ICP/MS	Metals		✓	
Be, Ni, Co, Fe, Mn			✓	

OBSERVATIONS / NOTES:

MAP:

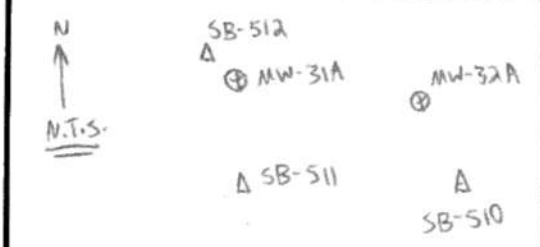

Circle if Applicable:

MS/MSD	Duplicate ID No.:

Signature(s):

Tetra Tech NUS, Inc.

SOIL & SEDIMENT SAMPLE LOG SHEET

Page ___ of ___

Project Site Name: Lockheed Martin, Block E
Project No.: 112IC00885

[] Surface Soil
[+] Subsurface Soil
[] Sediment
[] Other:
[] QA Sample Type:

Sample ID No.: SB-512-0810
Sample Location: SB-512
Sampled By: J. Foster
C.O.C. No.: 26186

Type of Sample:
[] Low Concentration
[] High Concentration

GRAB SAMPLE DATA:

Date: 11-29-07	Depth Interval	Color	Description (Sand, Silt, Clay, Moisture, etc.)
Time: 1005	8-10 ft.	Orange	Sandy Clay; saturated; loose
Method: DPT			
Monitor Reading (ppm): 0			

COMPOSITE SAMPLE DATA:

Date:	Time	Depth Interval	Color	Description (Sand, Silt, Clay, Moisture, etc.)
Method:				
Monitor Readings (Range in ppm):				

SAMPLE COLLECTION INFORMATION:

Analysis		Container Requirements	Collected	Other
8260	VOCs	1 4 oz glass jar	✓	
8015	TPH	1 8 oz glass jar	✓	
8270	SVOCs	↓	✓	
8082	PCBs		✓	
ICP/MS	Metals		✓	
Be, Ni, Co, Fe, Mn			✓	

OBSERVATIONS / NOTES:

Duplicate collected. See below for nomenclature.

MAP:

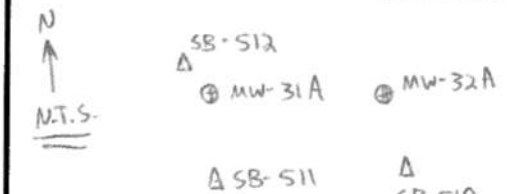

Circle if Applicable:

MS/MSD	Duplicate ID No.:
	DUP-05

Signature(s):

Tetra Tech NUS, Inc.

SOIL & SEDIMENT SAMPLE LOG SHEET

Page___ of ___

Project Site Name: Lockheed Martin, Block E
Project No.: 112IC00885

Sample ID No.: SB-513-0001
Sample Location: SB-513
Sampled By: J. Foster
C.O.C. No.: 26186

[X] Surface Soil
[ ] Subsurface Soil
[ ] Sediment
[ ] Other:
[ ] QA Sample Type:

Type of Sample:
[ ] Low Concentration
[ ] High Concentration

GRAB SAMPLE DATA:

Date: 11-29-07	Depth Interval	Color	Description (Sand, Silt, Clay, Moisture, etc.)
Time: 1030	0-1 ft.	Olive	Sandy Clay; moist; mod. plasticity
Method: DPT			
Monitor Reading (ppm): 0			

COMPOSITE SAMPLE DATA:

Date:	Time	Depth Interval	Color	Description (Sand, Silt, Clay, Moisture, etc.)
Method:				
Monitor Readings (Range in ppm):				

SAMPLE COLLECTION INFORMATION:

Analysis		Container Requirements	Collected	Other
8260	VOCs	1 4 oz glass jar	✓	
8015	TPH	1 8 oz glass jar	✓	
8270	SVOCs		✓	
8082	PCBs		✓	
ICP/MS	Metals		✓	
Be, Ni, Co, Fe, Mn				

OBSERVATIONS / NOTES:

MAP:



Circle if Applicable:

MS/MSD	Duplicate ID No.:

Signature(s):

Tetra Tech NUS, Inc.

SOIL & SEDIMENT SAMPLE LOG SHEET

Project Site Name: Lockheed Martin, Block E
Project No.: 112IC00885

Sample ID No.: SB-513-0406
Sample Location: SB-513
Sampled By: J. Foster
C.O.C. No.: 26186

[] Surface Soil
[] Subsurface Soil
[] Sediment
[] Other:
[] QA Sample Type:

Type of Sample:
[] Low Concentration
[] High Concentration

GRAB SAMPLE DATA:

Date: 11-29-07	Depth Interval	Color	Description (Sand, Silt, Clay, Moisture, etc.)
Time: 1035	4-6 ft.	Olive	Sandy Clay; moist; mod. plasticity
Method: DPT			
Monitor Reading (ppm): 0			

COMPOSITE SAMPLE DATA:

Date:	Time	Depth Interval	Color	Description (Sand, Silt, Clay, Moisture, etc.)
Method:				
Monitor Readings (Range in ppm):				

SAMPLE COLLECTION INFORMATION:

Analysis		Container Requirements	Collected	Other
8260	VOCs	1 4 oz glass jar	✓	
8015	TPH	1 8 oz glass jar	✓	
8270	SVOCs		✓	
8082	PCBs		✓	
ICP/MS	Metals		✓	
Be, Ni, Co, Fe, Mn				

OBSERVATIONS / NOTES:

MAP:

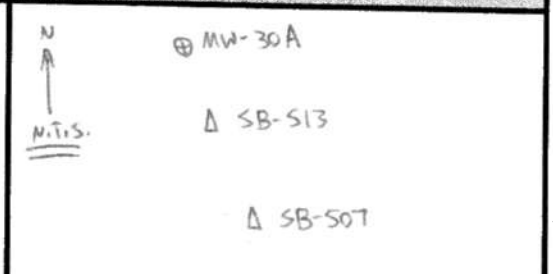

Circle if Applicable:

MS/MSD	Duplicate ID No.:

Signature(s):

Tetra Tech NUS, Inc.

SOIL & SEDIMENT SAMPLE LOG SHEET

Page ___ of ___

Project Site Name: Lockheed Martin, Block E
Project No.: 112IC00885

Sample ID No.: SB-513-0810
Sample Location: SB-513
Sampled By: J. Foster
C.O.C. No.: 26186

[] Surface Soil
[] Subsurface Soil
[] Sediment
[] Other:
[] QA Sample Type:

Type of Sample:
[] Low Concentration
[] High Concentration

GRAB SAMPLE DATA:

Date: 11-29-07	Depth Interval	Color	Description (Sand, Silt, Clay, Moisture, etc.)
Time: 1040	8-10 ft.	Brown-Orange	Fine-Med grained sand. Moist Moderately Stiff.
Method: DPT			
Monitor Reading (ppm): 0			

COMPOSITE SAMPLE DATA:

Date:	Time	Depth Interval	Color	Description (Sand, Silt, Clay, Moisture, etc.)
Method:				
Monitor Readings (Range in ppm):				

SAMPLE COLLECTION INFORMATION:

Analysis		Container Requirements	Collected	Other
8260	VOCs	1 4 oz glass jar	✓	
8015	TPH	1 8 oz glass jar	✓	
8270	SVOCs		✓	
8082	PCBs		✓	
ICP/MS	Metals		✓	
Be, Ni, Co, Fe, Mn				

OBSERVATIONS / NOTES:

MAP:



Circle if Applicable:

MS/MSD	Duplicate ID No.:

Signature(s):

Tetra Tech NUS, Inc.

SOIL & SEDIMENT SAMPLE LOG SHEET

Page___ of ___

Project Site Name: Lockheed Martin, Block E
Project No.: 112IC00885

Sample ID No.: SB-514-0001
Sample Location: SB-514
Sampled By: J. Foster
C.O.C. No.: 26186

[X] Surface Soil
[ ] Subsurface Soil
[ ] Sediment
[ ] Other:
[ ] QA Sample Type:

Type of Sample:
[ ] Low Concentration
[ ] High Concentration

GRAB SAMPLE DATA:

Date: 11-29-07	Depth Interval	Color	Description (Sand, Silt, Clay, Moisture, etc.)
Time: 1145	0-1 ft.	Yellow-Orange	Sandy Clay; Mod. Stiff; Slt. Moist
Method: DPT			
Monitor Reading (ppm): 0			

COMPOSITE SAMPLE DATA:

Date:	Time	Depth Interval	Color	Description (Sand, Silt, Clay, Moisture, etc.)
Method:				
Monitor Readings (Range in ppm):				

SAMPLE COLLECTION INFORMATION:

Analysis	Container Requirements	Collected	Other
8260 VOCs	1 4 oz glass jar	✓	
8015 TPH	1 8 oz glass jar	✓	
8270 SVOCs	↓	✓	
8082 PCBs		✓	
ICP/MS Metals		✓	
Be, Ni, Co, Fe, Mn		✓	

OBSERVATIONS / NOTES:

MAP:

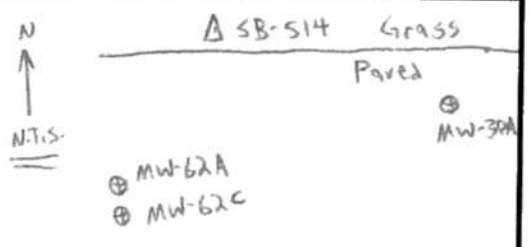

Circle if Applicable:

MS/MSD	Duplicate ID No.:

Signature(s):

Tetra Tech NUS, Inc.

SOIL & SEDIMENT SAMPLE LOG SHEET

Project Site Name: Lockheed Martin, Block E
Project No.: 112IC00885

Sample ID No.: SB-514-0406
Sample Location: SB-514
Sampled By: J. Foster
C.O.C. No.: 26186

[] Surface Soil
[X] Subsurface Soil
[] Sediment
[] Other:
[] QA Sample Type:

Type of Sample:
[] Low Concentration
[] High Concentration

GRAB SAMPLE DATA:

Date: 11-29-07	Depth Interval	Color	Description (Sand, Silt, Clay, Moisture, etc.)
Time: 1150	4-6 ft.	Brown-Orange	Clay; High Plasticity; Slt. Moist
Method: DPT			
Monitor Reading (ppm): 0			

COMPOSITE SAMPLE DATA:

Date:	Time	Depth Interval	Color	Description (Sand, Silt, Clay, Moisture, etc.)
Method:				
Monitor Readings (Range in ppm):				

SAMPLE COLLECTION INFORMATION:

Analysis		Container Requirements	Collected	Other
8260	VOCs	1 4 oz glass jar	✓	
8015	TPH	1 8 oz glass jar	✓	
8270	SVOCs	↓	✓	
8082	PCBs		✓	
ICP/MS	Metals		✓	
Be, Ni, Co, Fe, Mn			✓	

OBSERVATIONS / NOTES:

MAP:

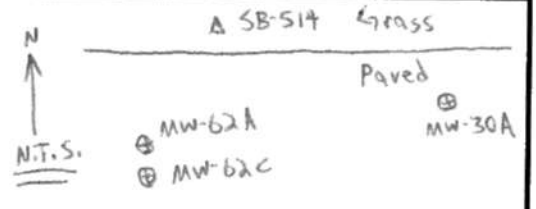

Circle if Applicable:

MS/MSD	Duplicate ID No.:

Signature(s):

Tetra Tech NUS, Inc.

SOIL & SEDIMENT SAMPLE LOG SHEET

Project Site Name: Lockheed Martin, Block E
Project No.: 112IC00885

[] Surface Soil
[X] Subsurface Soil
[] Sediment
[] Other:
[] QA Sample Type:

Sample ID No.: SB-514-0810
Sample Location: SB-514
Sampled By: J. Foster
C.O.C. No.: 26186

Type of Sample:
[] Low Concentration
[] High Concentration

GRAB SAMPLE DATA:

Date: 11-29-07	Depth Interval	Color	Description (Sand, Silt, Clay, Moisture, etc.)
Time: 1155	8-10 ft.	Dark Brown	Clay w/ trace sand; slt. moist
Method: DPT			
Monitor Reading (ppm): 0			

COMPOSITE SAMPLE DATA:

Date:	Time	Depth Interval	Color	Description (Sand, Silt, Clay, Moisture, etc.)
Method:				
Monitor Readings (Range in ppm):				

SAMPLE COLLECTION INFORMATION:

Analysis		Container Requirements	Collected	Other
8260	VOCs	1 4 oz glass jar	✓	
8015	TPH	1 8 oz glass jar.	✓	
8270	SVOCs	↓	✓	
8082	PCBs		✓	
ICP/MS	Metals		✓	
Be, Ni, Co, Fe, Mn			✓	

OBSERVATIONS / NOTES:

MAP:

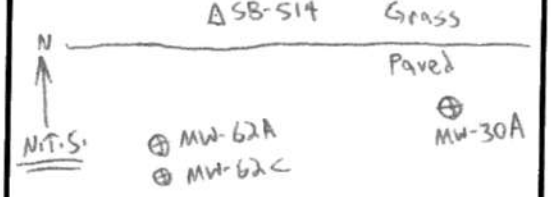

Circle if Applicable:

MS/MSD	Duplicate ID No.:
	DUP-06

Signature(s):

Tetra Tech NUS, Inc.

SOIL & SEDIMENT SAMPLE LOG SHEET

Page___ of ___

Project Site Name: Lockheed Martin, Block E
Project No.: 112IC00885

Sample ID No.: SB-515-0001
Sample Location: SB-515
Sampled By: J. Foster
C.O.C. No.: 26186

[X] Surface Soil
[] Subsurface Soil
[] Sediment
[] Other:
[] QA Sample Type:

Type of Sample:
[] Low Concentration
[] High Concentration

GRAB SAMPLE DATA:

Date: 11-29-07	Depth Interval	Color	Description (Sand, Silt, Clay, Moisture, etc.)
Time: 1330	0-1 Ft.	Brown/Black	Fill material
Method: DPT			
Monitor Reading (ppm): 0			

COMPOSITE SAMPLE DATA:

Date:	Time	Depth Interval	Color	Description (Sand, Silt, Clay, Moisture, etc.)
Method:				
Monitor Readings (Range in ppm):				

SAMPLE COLLECTION INFORMATION:

Analysis		Container Requirements	Collected	Other
8260	VOCs	1 4 oz glass jar	✓	
8015	TPH	1 8 oz glass jar	✓	
8270	SVOCs	↓	✓	
8082	PCBs		✓	
ICP/MS	Metals		✓	
Be, Ni, Co, Fe, Mn		↓	✓	

OBSERVATIONS / NOTES:

MAP:

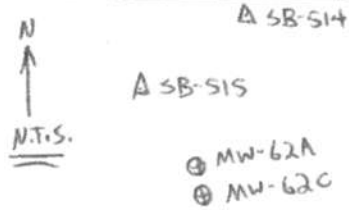

Circle if Applicable:

MS/MSD	Duplicate ID No.:

Signature(s):

Tetra Tech NUS, Inc.

SOIL & SEDIMENT SAMPLE LOG SHEET

Page___ of ___

Project Site Name: Lockheed Martin, Block E
Project No.: 112IC00885

[] Surface Soil
[H] Subsurface Soil
[] Sediment
[] Other:
[] QA Sample Type:

Sample ID No.: SB-515-0406
Sample Location: SB-515
Sampled By: J. Foster
C.O.C. No.: 26186

Type of Sample:
[] Low Concentration
[] High Concentration

GRAB SAMPLE DATA:

Date: 11-29-07	Depth Interval	Color	Description (Sand, Silt, Clay, Moisture, etc.)
Time: 1335	4-6 ft.	Orange	Sandy Clay, saturated, soft
Method: DPT			
Monitor Reading (ppm): 0			

COMPOSITE SAMPLE DATA:

Date:	Time	Depth Interval	Color	Description (Sand, Silt, Clay, Moisture, etc.)
Method:				
Monitor Readings (Range in ppm):				

SAMPLE COLLECTION INFORMATION:

Analysis		Container Requirements	Collected	Other
8260	VOCs	1 4 oz glass jar	✓	
8015	TPH	1 8 oz glass jar	✓	
8270	SVOCs		✓	
8082	PCBs		✓	
ICP/MS	Metals		✓	
Be, Ni, Co, Fe, Mn			✓	

OBSERVATIONS / NOTES:

MAP:



Circle if Applicable:

MS/MSD	Duplicate ID No.:

Signature(s):

Tetra Tech NUS, Inc.

SOIL & SEDIMENT SAMPLE LOG SHEET

Page___ of ___

Project Site Name: Lockheed Martin, Block E
Project No.: 112IC00885

Sample ID No.: SB-515-0810
Sample Location: SB-515
Sampled By: J. Foster
C.O.C. No.: 26186

[] Surface Soil
[] Subsurface Soil
[] Sediment
[] Other:
[] QA Sample Type:

Type of Sample:
[] Low Concentration
[] High Concentration

GRAB SAMPLE DATA:

Date: 11-29-97	Depth Interval	Color	Description (Sand, Silt, Clay, Moisture, etc.)
Time: 1340	8-10 ft.	ORange	Sandy Clay; saturated; very soft
Method: DPT			
Monitor Reading (ppm): 0			

COMPOSITE SAMPLE DATA:

Date:	Time	Depth Interval	Color	Description (Sand, Silt, Clay, Moisture, etc.)
Method:				
Monitor Readings (Range in ppm):				

SAMPLE COLLECTION INFORMATION:

Analysis	Container Requirements	Collected	Other
8260 VOCs	1 4 oz glass jar	✓	
8015 TPH	1 8 oz glass jar	✓	
8270 SVOCs	↓	✓	
8082 PCBs		✓	
ICP/MS Metals		✓	
Be, Ni, Co, Fe, Mn	↓	✓	

OBSERVATIONS / NOTES:

MAP:

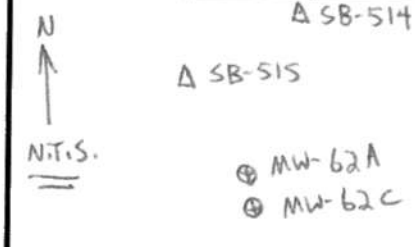

Circle if Applicable:

MS/MSD	Duplicate ID No.:

Signature(s):

Tetra Tech NUS, Inc.

SOIL & SEDIMENT SAMPLE LOG SHEET

Project Site Name: Lockheed Martin, Block E
Project No.: 112IC00885

Sample ID No.: SB-516-0001
Sample Location: SB-516
Sampled By: J. Foster
C.O.C. No.: 26186

[X] Surface Soil
[] Subsurface Soil
[] Sediment
[] Other:
[] QA Sample Type:

Type of Sample:
[] Low Concentration
[] High Concentration

GRAB SAMPLE DATA:

Date: 11-30-07	Depth Interval	Color	Description (Sand, Silt, Clay, Moisture, etc.)
Time: 1105	0-1 ft.	Orange	clay; slt. moist; mod. stiff
Method: DPT			
Monitor Reading (ppm):			

COMPOSITE SAMPLE DATA:

Date:	Time	Depth Interval	Color	Description (Sand, Silt, Clay, Moisture, etc.)
Method:				
Monitor Readings (Range in ppm):				

SAMPLE COLLECTION INFORMATION:

Analysis		Container Requirements	Collected	Other
8260	VOCs	1 4 oz glass jar		
8015	TPH	1 8 oz glass jar		
8270	SVOCs	↓		
8082	PCBs			
ICP/MS	Metals			
Be, Ni, Co, Fe, Mn		↓		
			(JF)	

OBSERVATIONS / NOTES:

MAP:

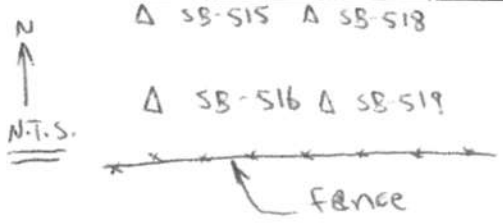

Circle if Applicable:

MS/MSD	Duplicate ID No.:

Signature(s):

Tetra Tech NUS, Inc.

SOIL & SEDIMENT SAMPLE LOG SHEET

Project Site Name: Lockheed Martin, Block E
Project No.: 112IC00885

Sample ID No.: SB-517-0001
Sample Location: SB-517
Sampled By: J. Foster
C.O.C. No.: 26186

[X] Surface Soil
[] Subsurface Soil
[] Sediment
[] Other: ___
[] QA Sample Type: ___

Type of Sample:
[] Low Concentration
[] High Concentration

GRAB SAMPLE DATA:

Date: 11-30-07	Depth Interval	Color	Description (Sand, Silt, Clay, Moisture, etc.)
Time: 0820	0-1 ft.	Black	Silty Clay Loam high organics
Method: DPT			
Monitor Reading (ppm): 0			

COMPOSITE SAMPLE DATA:

Date:	Time	Depth Interval	Color	Description (Sand, Silt, Clay, Moisture, etc.)
Method:				
Monitor Readings (Range in ppm):				

SAMPLE COLLECTION INFORMATION:

Analysis	Container Requirements	Collected	Other
8260 VOCs	1 4 oz glass jar	✓	
8015 TPH	1 8 oz glass jar	✓	
8270 SVOCs	↓	✓	
8082 PCBs		✓	
ICP/MS Metals		✓	
Be, Ni, Co, Fe, Mn	↓	✓	

OBSERVATIONS / NOTES:

MAP:

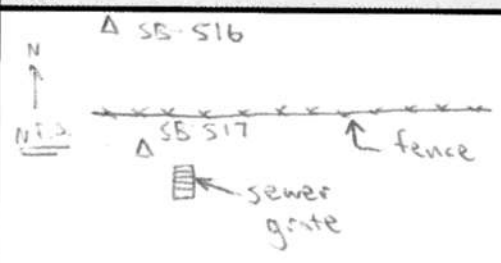

Circle if Applicable:

MS/MSD	Duplicate ID No.:

Signature(s):

Tetra Tech NUS, Inc.

SOIL & SEDIMENT SAMPLE LOG SHEET

Page___ of ___

Project Site Name: Lockheed Martin Block E
Project No.: 112IC00885

[] Surface Soil
[] Subsurface Soil
[] Sediment
[] Other:
[] QA Sample Type:

Sample ID No.: SB-517-0406
Sample Location: SB-517
Sampled By: J. Foster
C.O.C. No.: 26186

Type of Sample:
[] Low Concentration
[] High Concentration

GRAB SAMPLE DATA:

Date: 11-30-07	Depth Interval	Color	Description (Sand, Silt, Clay, Moisture, etc.)
Time: 0830	4-6 ft	Orange/Brown	Silty Clay; mod. soft; slightly moist
Method: DPT			
Monitor Reading (ppm): 0			

COMPOSITE SAMPLE DATA:

Date:	Time	Depth Interval	Color	Description (Sand, Silt, Clay, Moisture, etc.)
Method:				
Monitor Readings (Range in ppm):				

SAMPLE COLLECTION INFORMATION:

Analysis	Container Requirements	Collected	Other
8260 VOCs	1 4 oz glass jar	✓	
8015 TPH	1 8 oz glass jar	✓	
8270 SVOCs	↓	✓	
8082 PCBs		✓	
ICP/MS Metals		✓	
Be, Ni, Co, Fe, Mn	↓	✓	

OBSERVATIONS / NOTES:

MAP:

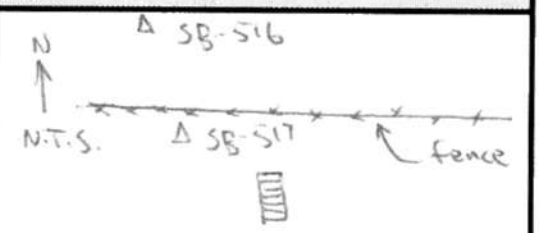

Circle if Applicable:

MS/MSD	Duplicate ID No.:

Signature(s):

Tetra Tech NUS, Inc.

SOIL & SEDIMENT SAMPLE LOG SHEET

Project Site Name: Lockheed Martin, Block E
Project No.: 112IC00825

Sample ID No.: SB-S17-0810
Sample Location: SB-S17
Sampled By: J. Foster
C.O.C. No.: 26186

- [] Surface Soil
- [X] Subsurface Soil
- [] Sediment
- [] Other:
- [] QA Sample Type:

Type of Sample:
- [] Low Concentration
- [] High Concentration

GRAB SAMPLE DATA:

Date: 11-30-07	Depth Interval	Color	Description (Sand, Silt, Clay, Moisture, etc.)
Time: 0825	8-10 ft	Olive	Clay; slightly moist; stiff
Method: DPT			
Monitor Reading (ppm): 0			

COMPOSITE SAMPLE DATA:

Date:	Time	Depth Interval	Color	Description (Sand, Silt, Clay, Moisture, etc.)
Method:				
Monitor Readings (Range in ppm):				

SAMPLE COLLECTION INFORMATION:

Analysis	Container Requirements	Collected	Other
8260 VOCs	1 4oz glass jar	✓	
8015 TPH	1 8oz glass jar	✓	
8270 sVOCs	↓	✓	
8082 PCBs		✓	
ICP/MS metals		✓	
Be, Ni, Co, Fe, Mn	↓	✓	

OBSERVATIONS / NOTES:

MAP:

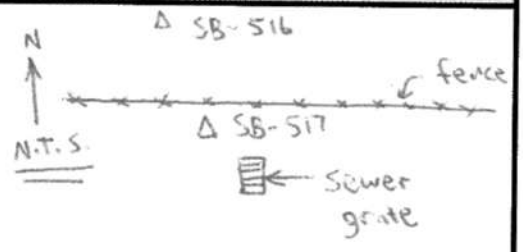

Circle if Applicable:

MS/MSD	Duplicate ID No.:

Signature(s):

Tetra Tech NUS, Inc.

SOIL & SEDIMENT SAMPLE LOG SHEET

Project Site Name: Lockheed Martin, Block E
Project No.: 112IC00885

Sample ID No.: SB-518-0001
Sample Location: SB-518
Sampled By: J. Foster
C.O.C. No.: 36186

- [-] Surface Soil
- [] Subsurface Soil
- [] Sediment
- [] Other:
- [] QA Sample Type:

Type of Sample:
- [] Low Concentration
- [] High Concentration

GRAB SAMPLE DATA:

Date: 11-30-07	Depth Interval	Color	Description (Sand, Silt, Clay, Moisture, etc.)
Time: 0925	0-1 ft.	Gray	~~Concrete + Crushed Stone~~ Sandy Clay, ~~full material~~ wet
Method: DPT			
Monitor Reading (ppm): 0			

COMPOSITE SAMPLE DATA:

Date:	Time	Depth Interval	Color	Description (Sand, Silt, Clay, Moisture, etc.)
Method:				
Monitor Readings (Range in ppm):				

SAMPLE COLLECTION INFORMATION:

Analysis		Container Requirements	Collected	Other
8260	VOCs	1 4 OZ glass jar	✓	
8015	TPH	1 8 OZ glass jar	✓	
8270	SVOCs	↓	✓	
8082	PCBs		✓	
ICP/MS	Metals		✓	
Be, Ni, Co, Fe, Mn		↓	✓	

OBSERVATIONS / NOTES:

MAP:

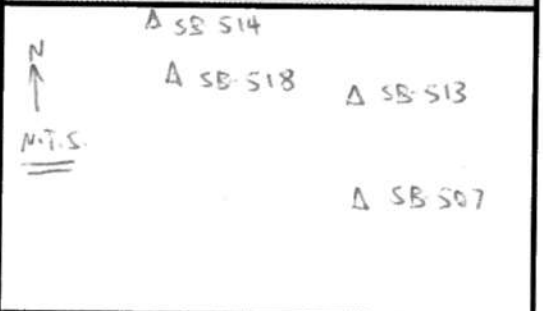

Circle if Applicable:

MS/MSD	Duplicate ID No.:

Signature(s):

Tetra Tech NUS, Inc.

SOIL & SEDIMENT SAMPLE LOG SHEET

Project Site Name: Lockheed Martin, Block E
Project No.: 112IC00885

Sample ID No.: SB-518-0406
Sample Location: SB-518
Sampled By: J. Foster
C.O.C. No.: 36186

[] Surface Soil
[] Subsurface Soil
[] Sediment
[] Other:
[] QA Sample Type:

Type of Sample:
[] Low Concentration
[] High Concentration

GRAB SAMPLE DATA:

Date: 11-30-07	Depth Interval	Color	Description (Sand, Silt, Clay, Moisture, etc.)
Time: 0935	4-6 ft.	Orange/ Olive	Clay; moderately stiff moist
Method: DPT			
Monitor Reading (ppm): 0			

COMPOSITE SAMPLE DATA:

Date:	Time	Depth Interval	Color	Description (Sand, Silt, Clay, Moisture, etc.)
Method:				
Monitor Readings (Range in ppm):				

SAMPLE COLLECTION INFORMATION:

Analysis		Container Requirements	Collected	Other
8260	VOCs	1 4 oz glass jar	✓	
8015	TPH	1 8 oz glass jar	✓	
8270	SVOCs	↓	✓	
8082	PCBs		✓	
ICP/MS	Metals		✓	
Be, Ni, Co, Fe, Mn		↓	✓	

OBSERVATIONS / NOTES:

MAP:

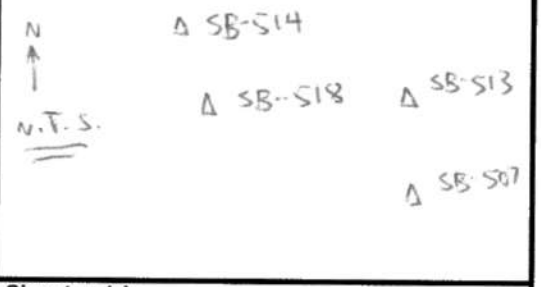

Circle if Applicable:

MS/MSD	Duplicate ID No.:

Signature(s):

Tetra Tech NUS, Inc.

SOIL & SEDIMENT SAMPLE LOG SHEET

Project Site Name: Lockheed Martin, Block E
Project No.: 112IC00885

Sample ID No.: SB-518-0810
Sample Location: SB-518
Sampled By: J. Foster
C.O.C. No.: 36186

[] Surface Soil
[] Subsurface Soil
[] Sediment
[] Other:
[] QA Sample Type:

Type of Sample:
[] Low Concentration
[] High Concentration

GRAB SAMPLE DATA:

Date: 11-30-07	Depth Interval	Color	Description (Sand, Silt, Clay, Moisture, etc.)
Time: 0945	8-10 ft.	Brown	Fine to medium grained Sand; saturated, loose
Method: DPT			
Monitor Reading (ppm): 0			

COMPOSITE SAMPLE DATA:

Date:	Time	Depth Interval	Color	Description (Sand, Silt, Clay, Moisture, etc.)
Method:				
Monitor Readings (Range in ppm):				

SAMPLE COLLECTION INFORMATION:

Analysis		Container Requirements	Collected	Other
8260	VOCs	1 4 oz glass jar	✓	
8015	TPH	1 8 oz glass jar	✓	
8270	SVOCs	↓	✓	
8082	PCBs		✓	
ICP/MS	Metals		✓	
Be, Ni, Co, Fe, Mn		↓	✓	

OBSERVATIONS / NOTES:

MAP:

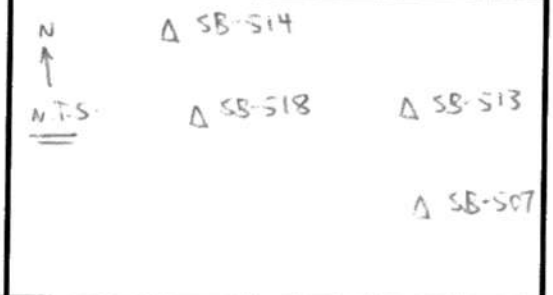

Circle if Applicable:

MS/MSD	Duplicate ID No.:

Signature(s):

Tetra Tech NUS, Inc.

SOIL & SEDIMENT SAMPLE LOG SHEET

Page___ of ___

Project Site Name: Lockheed Martin, Block E
Project No.: 112IC00885

[X] Surface Soil
[] Subsurface Soil
[] Sediment
[] Other:
[] QA Sample Type:

Sample ID No.: SB-519-0001
Sample Location: SB-519
Sampled By: J. Foster
C.O.C. No.: 26136

Type of Sample:
[] Low Concentration
[] High Concentration

GRAB SAMPLE DATA:

Date: 11-30-07	Depth Interval	Color	Description (Sand, Silt, Clay, Moisture, etc.)
Time: 1020	0-1 ft	Orange	Sandy Clay; slightly moist moderately soft
Method: DPT			
Monitor Reading (ppm):			

COMPOSITE SAMPLE DATA:

Date:	Time	Depth Interval	Color	Description (Sand, Silt, Clay, Moisture, etc.)
Method:				
Monitor Readings (Range in ppm):				

SAMPLE COLLECTION INFORMATION:

Analysis		Container Requirements	Collected	Other
8260	VOCs	1 4 oz glass jar	/	
8015	TPH	1 8 oz glass jar	/	
8270	SVOCs		/	
8082	PCBs		/	
ICP/MS	Metals		/	
Be, Ni, Co, Fe, Mn			/	

OBSERVATIONS / NOTES:

MAP:

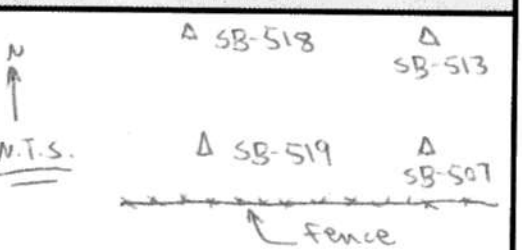

Circle if Applicable:

MS/MSD	Duplicate ID No.:

Signature(s):

Tetra Tech NUS, Inc.

SOIL & SEDIMENT SAMPLE LOG SHEET

Project Site Name: Lockheed Martin, Block E
Project No.: 112IC00885

[] Surface Soil
[X] Subsurface Soil
[] Sediment
[] Other:
[] QA Sample Type:

Sample ID No.: SB-519-0406
Sample Location: SB-519
Sampled By: J. Foster
C.O.C. No.: 26186

Type of Sample:
[] Low Concentration
[] High Concentration

GRAB SAMPLE DATA:

Date: 11-30-07	Depth Interval	Color	Description (Sand, Silt, Clay, Moisture, etc.)
Time: 1025	4-6 ft.	Brown/ Orange	Clay w/ trace fine-grained sand; slightly moist
Method: DPT			
Monitor Reading (ppm):			

COMPOSITE SAMPLE DATA:

Date:	Time	Depth Interval	Color	Description (Sand, Silt, Clay, Moisture, etc.)
Method:				
Monitor Readings (Range in ppm):				

SAMPLE COLLECTION INFORMATION:

Analysis		Container Requirements	Collected	Other
8260	VOCs	1 4 oz glass jar	✓	
8015	TPH	1 8 oz glass jar	✓	
8270	SVOCs	↓	✓	
8082	PCBs		✓	
ICP/MS	Metals		✓	
Be, Ni, Co, Fe, Mn		↓	✓	

OBSERVATIONS / NOTES:

MAP:

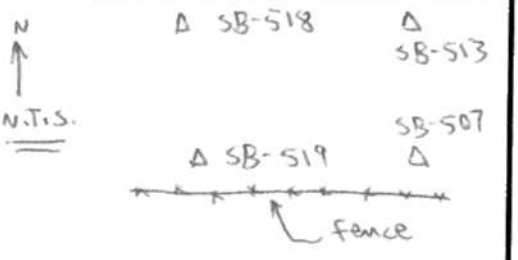

Circle if Applicable:

MS/MSD	Duplicate ID No.:

Signature(s):

Tetra Tech NUS, Inc.

SOIL & SEDIMENT SAMPLE LOG SHEET

Project Site Name: Lockheed Martin, Block E
Project No.: 112IC00885

Sample ID No.: SB-519-0810
Sample Location: SB-519
Sampled By: J. Foster
C.O.C. No.: 26186

[] Surface Soil
[] Subsurface Soil
[] Sediment
[] Other:
[] QA Sample Type:

Type of Sample:
[] Low Concentration
[] High Concentration

GRAB SAMPLE DATA:

Date: 11-30-07	Depth Interval	Color	Description (Sand, Silt, Clay, Moisture, etc.)
Time: 1030	8-10 ft.	Orange	Fine to medium grained Sand; wet; moderately loose
Method: DPT			
Monitor Reading (ppm):			

COMPOSITE SAMPLE DATA:

Date:	Time	Depth Interval	Color	Description (Sand, Silt, Clay, Moisture, etc.)
Method:				
Monitor Readings (Range in ppm):				

SAMPLE COLLECTION INFORMATION:

Analysis		Container Requirements	Collected	Other
8260	VOCs	1 4 oz glass jar	✓	
8015	TPH	1 8 oz glass jar	✓	
8270	SVOCs	↓	✓	
8082	PCBs		✓	
ICP/MS	Metals		✓	
Be, Ni, Co, Fe, Mn		↓	✓	

OBSERVATIONS / NOTES:

MAP:

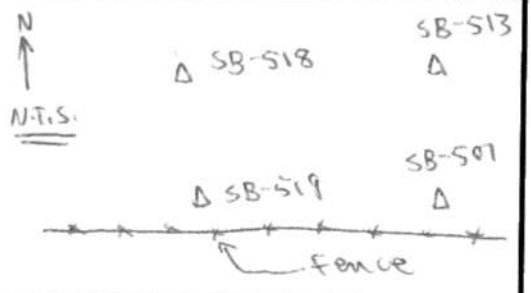

Circle if Applicable:

MS/MSD	Duplicate ID No.:

Signature(s):

Tetra Tech NUS, Inc.

SOIL & SEDIMENT SAMPLE LOG SHEET

Page___ of ___

Project Site Name: Lockheed Martin Block E
Project No.: 112IC00885

[X] Surface Soil
[ ] Subsurface Soil
[ ] Sediment
[ ] Other:
[ ] QA Sample Type:

Sample ID No.: SB-520-0001
Sample Location: SB-520
Sampled By: J. Foster
C.O.C. No.: 26186

Type of Sample:
[ ] Low Concentration
[ ] High Concentration

GRAB SAMPLE DATA:

Date: 11-30-07	Depth Interval	Color	Description (Sand, Silt, Clay, Moisture, etc.)
Time: 1135	0-1 Ft.	Orange	Silty Clay Loam
Method: DPT			
Monitor Reading (ppm):			

COMPOSITE SAMPLE DATA:

Date:	Time	Depth Interval	Color	Description (Sand, Silt, Clay, Moisture, etc.)
Method:				
Monitor Readings (Range in ppm):				

SAMPLE COLLECTION INFORMATION:

Analysis		Container Requirements	Collected	Other
8260	VOCs	1 4 oz jar	✓	
8015	TPH	1 8 oz jar	✓	
8270	SVOCs	↓	✓	
8082	PCBs		✓	
ICP/MS	Metals		✓	
Be, Ni, Co, Fe, Mn		↓	✓	

OBSERVATIONS / NOTES:

MAP:

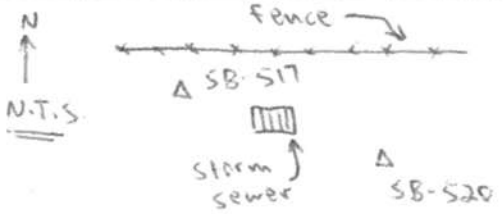

Circle if Applicable:

MS/MSD	Duplicate ID No.:

Signature(s):

Tetra Tech NUS, Inc.

SOIL & SEDIMENT SAMPLE LOG SHEET

Page ___ of ___

Project Site Name: Lockheed Martin, Block E
Project No.: 112IC00885

[] Surface Soil
[X] Subsurface Soil
[] Sediment
[] Other:
[] QA Sample Type:

Sample ID No.: SB-520-0406
Sample Location: SB-520
Sampled By: J. Foster
C.O.C. No.: 26186

Type of Sample:
[] Low Concentration
[] High Concentration

GRAB SAMPLE DATA:

Date: 11-30-07	Depth Interval	Color	Description (Sand, Silt, Clay, Moisture, etc.)
Time: 1140	4-6 ft.	Orange	Sandy clay; slt moist
Method: DPT			
Monitor Reading (ppm):			

COMPOSITE SAMPLE DATA:

Date:	Time	Depth Interval	Color	Description (Sand, Silt, Clay, Moisture, etc.)
Method:				
Monitor Readings (Range in ppm):				

SAMPLE COLLECTION INFORMATION:

Analysis		Container Requirements	Collected	Other
8260	VOCs	1 4 oz glass jar	✓	
8015	TPH	1 8 oz glass jar	✓	
8270	SVOCs	↓	✓	
8082	PCBs		✓	
ICP/MS	Metals		✓	
Be, Ni, Co, Fe, Mn		↓	✓	

OBSERVATIONS / NOTES:

MAP:

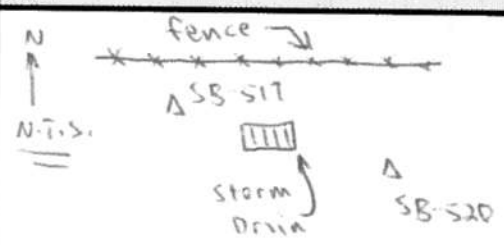

Circle if Applicable:

MS/MSD	Duplicate ID No.:

Signature(s):

Tetra Tech NUS, Inc.

SOIL & SEDIMENT SAMPLE LOG SHEET

Page___ of ___

Project Site Name: Lockheed Martin, Block E
Project No.: 112IC00885

Sample ID No.: SB-S20-0810
Sample Location: SB-S20
Sampled By: J. Foster
C.O.C. No.: 26186

[] Surface Soil
[] Subsurface Soil
[] Sediment
[] Other:
[] QA Sample Type:

Type of Sample:
[] Low Concentration
[] High Concentration

GRAB SAMPLE DATA:

Date: 11-30-07	Depth Interval	Color	Description (Sand, Silt, Clay, Moisture, etc.)
Time: 1145	8-10 ft.	Tan	Fine-Med. grained sand; loose
Method: DPT			
Monitor Reading (ppm):			

COMPOSITE SAMPLE DATA:

Date:	Time	Depth Interval	Color	Description (Sand, Silt, Clay, Moisture, etc.)
Method:				
Monitor Readings (Range in ppm):				

SAMPLE COLLECTION INFORMATION:

Analysis	Container Requirements	Collected	Other
8260 VOCs	1 4 oz glass jar	✓	
8015 TPH	1 8 oz glass jar	✓	
8270 SVOCs	↓	✓	
8082 PCBs		✓	
ICP/MS Metals		✓	
Be, Ni, Co, Fe, Mn		✓	

OBSERVATIONS / NOTES:

MAP:

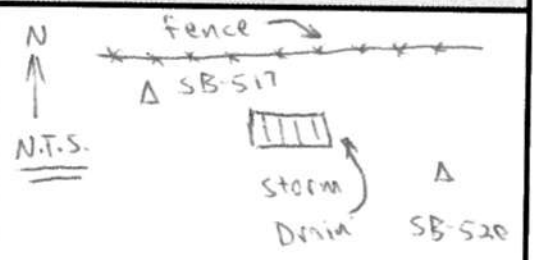

Circle if Applicable:

MS/MSD	Duplicate ID No.:

Signature(s):

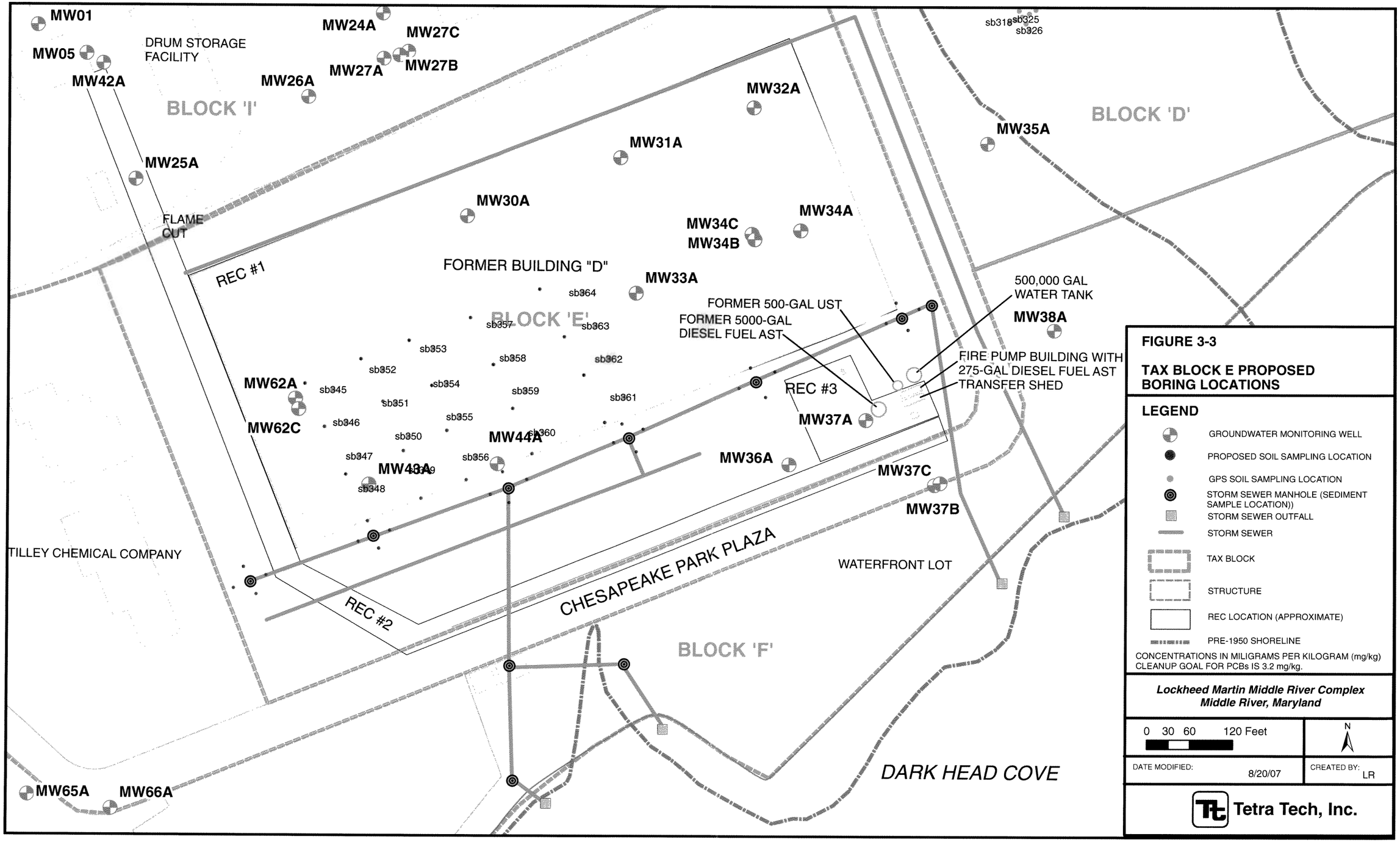

FIGURE 3-3

TAX BLOCK E PROPOSED BORING LOCATIONS

LEGEND

- GROUNDWATER MONITORING WELL
- PROPOSED SOIL SAMPLING LOCATION
- GPS SOIL SAMPLING LOCATION
- STORM SEWER MANHOLE (SEDIMENT SAMPLE LOCATION))
- STORM SEWER OUTFALL
- STORM SEWER
- TAX BLOCK
- STRUCTURE
- REC LOCATION (APPROXIMATE)
- PRE-1950 SHORELINE

CONCENTRATIONS IN MILIGRAMS PER KILOGRAM (mg/kg)
CLEANUP GOAL FOR PCBs IS 3.2 mg/kg.

Lockheed Martin Middle River Complex
Middle River, Maryland

0 30 60 120 Feet

N

DATE MODIFIED: 8/20/07

CREATED BY: LR

Tetra Tech, Inc.

Map Document: (K:\GProject\middle_river\Maps\GPS SOIL BORING LOC\Block E ProBorings.mxd) 12/21/2007 -- 10:35:12 AM

APPENDIX D – DATA VALIDATION REPORTS

Appear on CD only

Tetra Tech NUS **INTERNAL CORRESPONDENCE**

TO: **M. MARTIN** **DATE:** **JANUARY 22, 2008**

FROM: **EDWARD SEDLMYER** **COPIES:** **DV FILE**

SUBJECT: **ORGANIC DATA VALIDATION- PCB**
LOCKHEED MIDDLE RIVER
SDG 7K03180

SAMPLES: 20/Solid

SB-345-0001	SB-346-0001	SB-347-0001
SB-348-0001	SB-349-0001	SB-350-0001
SB-351-0001	SB-352-0001	SB-353-0001
SB-354-0001	SB-355-0001	SB-356-0001
SB-357-0001	SB-358-0001	SB-359-0001
SB-360-0001	SB-361-0001	SB-362-0001
SB-363-0001	SB-364-0001	

Overview

The sample set for Lockheed Middle River, SDG 7K03180 consists of twenty (20) soil environmental samples. All samples were analyzed for polychlorinated biphenyls (PCB).

The samples were collected by Tetra Tech on November 2, 2007 and analyzed by Severn Trent Laboratories. All analyses were conducted in accordance with SW-846 Method 8082 analytical and reporting protocols.

The data contained in this SDG were validated with regard to the following parameters: data completeness, holding times, initial/continuing calibrations, laboratory method blank results, surrogate spike recoveries, blank spike/blank spike duplicate results, field duplicate results, internal standard recoveries, chromatographic resolution, compound identification, compound quantitation, and detection limits. Areas of concern are listed below.

Major

- None.

Minor

- None.

Notes

The matrix spike / matrix spike duplicate (MS/MSD) performed on sample SB-364-0001 required a 50X dilution because of concentrations greater than the linear range of the instrument. The percent recoveries could not be calculated because of the dilution. No action was taken on this basis.

All samples, except SB-345-0001, were diluted because of Aroclor-1260 concentrations greater than the linear range of the instrument. The laboratory did not supply the undiluted runs for data validation.

Surrogates were diluted out in all samples, except for SB-345-0001. The extraction efficiency could not be evaluated; no action was taken on this basis.

Executive Summary

Laboratory Performance: None.

Other Factors Affecting Data Quality: None.

The data for these analyses were reviewed with reference to Region III modifications to U.S. EPA National Functional Guidelines for Organic Data Validation (Sept. 1994). The text of this report has been formulated to address only those problem areas affecting data quality.

Tetra Tech NUS
Edward Sedlmyer
Chemist/Data Validator

Tetra Tech NUS
Joseph A. Samchuck
Quality Assurance Officer

Attachments:
Appendix A – Qualified Analytical Results
Appendix B – Results as Reported by the Laboratory
Appendix C – Support Documentation

Appendix A

Qualified Analytical Results

Data Validation Qualifier Codes:

A = Lab Blank Contamination
B = Field Blank Contamination
C = Calibration Noncompliance (e.g. % RSDs, %Ds, ICVs, CCVs, RRFs, etc.)
C01 = GC/MS Tuning Noncompliance
D = MS/MSD Recovery Noncompliance
E = LCS/LCSD Recovery Noncompliance
F = Lab Duplicate Imprecision
G = Field Duplicate Imprecision
H = Holding Time Exceedance
I = ICP Serial Dilution Noncompliance
J = GFAA PDS - GFAA MSA's $r < 0.995$ / ICP PDS Recovery Noncompliance
K = ICP Interference - includes ICS % R Noncompliance
L = Instrument Calibration Range Exceedance
M = Sample Preservation Noncompliance
N = Internal Standard Noncompliance
N01 = Internal Standard Recovery Noncompliance Dioxins
N02 = Recovery Standard Noncompliance Dioxins
N03 = Clean-up Standard Noncompliance Dioxins
O = Poor Instrument Performance (e.g. base-line drifting)
P = Uncertainty near detection limit (< 2 x IDL for inorganics and <CRQL for organics)
Q = Other problems (can encompass a number of issues; e.g. chromatography,interferences, etc.)
R = Surrogates Recovery Noncompliance
S = Pesticide/PCB Resolution
T = % Breakdown Noncompliance for DDT and Endrin
U = % Difference between columns/detectors >25% for positive results determined via GC/HPLC
V = Non-linear calibrations; correlation coefficient $r < 0.995$
W = EMPC result
X = Signal to noise response drop
Y = Percent solids <30%
Z = Uncertainty at 2 sigma deviation is greater than sample activity

PROJ_NO: 00885

SDG: 7K03180 MEDIA: SOIL DATA FRACTION: PEST/PCB

nsample	SB-345-0001
samp_date	11/2/2007
lab_id	A7K030180001
qc_type	NM
units	UG/KG
Pct_Solids	94.6
DUP_OF:	

Parameter	Result	Val Qual	Qual Code
AROCLOR-1016	35	U	
AROCLOR-1221	35	U	
AROCLOR-1232	35	U	
AROCLOR-1242	35	U	
AROCLOR-1248	35	U	
AROCLOR-1254	35	U	
AROCLOR-1260	260		

nsample	SB-346-0001DL
samp_date	11/2/2007
lab_id	A7K030180002
qc_type	NM
units	UG/KG
Pct_Solids	85.0
DUP_OF:	

Parameter	Result	Val Qual	Qual Code
AROCLOR-1016	390	U	
AROCLOR-1221	390	U	
AROCLOR-1232	390	U	
AROCLOR-1242	390	U	
AROCLOR-1248	390	U	
AROCLOR-1254	390	U	
AROCLOR-1260	1700		

nsample	SB-347-0001DL
samp_date	11/2/2007
lab_id	A7K030180003
qc_type	NM
units	UG/KG
Pct_Solids	79.0
DUP_OF:	

Parameter	Result	Val Qual	Qual Code
AROCLOR-1016	2100	U	
AROCLOR-1221	2100	U	
AROCLOR-1232	2100	U	
AROCLOR-1242	2100	U	
AROCLOR-1248	2100	U	
AROCLOR-1254	2100	U	
AROCLOR-1260	7100		

PROJ_NO: 00885

SDG: 7K03180 MEDIA: SOIL DATA FRACTION: PEST/PCB

nsample	SB-348-0001DL
samp_date	11/2/2007
lab_id	A7K030180004
qc_type	NM
units	UG/KG
Pct_Solids	78.0
DUP_OF:	

Parameter	Result	Val Qual	Qual Code
AROCLOR-1016	4200	U	
AROCLOR-1221	4200	U	
AROCLOR-1232	4200	U	
AROCLOR-1242	4200	U	
AROCLOR-1248	4200	U	
AROCLOR-1254	4200	U	
AROCLOR-1260	34000		

nsample	SB-349-0001DL
samp_date	11/2/2007
lab_id	A7K030180005
qc_type	NM
units	UG/KG
Pct_Solids	76.0
DUP_OF:	

Parameter	Result	Val Qual	Qual Code
AROCLOR-1016	4400	U	
AROCLOR-1221	4400	U	
AROCLOR-1232	4400	U	
AROCLOR-1242	4400	U	
AROCLOR-1248	4400	U	
AROCLOR-1254	4400	U	
AROCLOR-1260	24000		

nsample	SB-350-0001DL
samp_date	11/2/2007
lab_id	A7K030180006
qc_type	NM
units	UG/KG
Pct_Solids	80.0
DUP_OF:	

Parameter	Result	Val Qual	Qual Code
AROCLOR-1016	8200	U	
AROCLOR-1221	8200	U	
AROCLOR-1232	8200	U	
AROCLOR-1242	8200	U	
AROCLOR-1248	8200	U	
AROCLOR-1254	8200	U	
AROCLOR-1260	55000		

PROJ_NO: 00885

SDG: 7K03180 MEDIA: SOIL DATA FRACTION: PEST/PCB

nsample	SB-351-0001DL
samp_date	11/2/2007
lab_id	A7K030180007
qc_type	NM
units	UG/KG
Pct_Solids	81.0
DUP_OF:	

Parameter	Result	Val Qual	Qual Code
AROCLOR-1016	4100	U	
AROCLOR-1221	4100	U	
AROCLOR-1232	4100	U	
AROCLOR-1242	4100	U	
AROCLOR-1248	4100	U	
AROCLOR-1254	4100	U	
AROCLOR-1260	21000		

nsample	SB-352-0001DL
samp_date	11/2/2007
lab_id	A7K030180008
qc_type	NM
units	UG/KG
Pct_Solids	59.0
DUP_OF:	

Parameter	Result	Val Qual	Qual Code
AROCLOR-1016	2800	U	
AROCLOR-1221	2800	U	
AROCLOR-1232	2800	U	
AROCLOR-1242	2800	U	
AROCLOR-1248	2800	U	
AROCLOR-1254	2800	U	
AROCLOR-1260	19000		

nsample	SB-353-0001DL
samp_date	11/2/2007
lab_id	A7K030180009
qc_type	NM
units	UG/KG
Pct_Solids	89.0
DUP_OF:	

Parameter	Result	Val Qual	Qual Code
AROCLOR-1016	740000	U	
AROCLOR-1221	740000	U	
AROCLOR-1232	740000	U	
AROCLOR-1242	740000	U	
AROCLOR-1248	740000	U	
AROCLOR-1254	740000	U	
AROCLOR-1260	1800000		

PROJ_NO: 00885

SDG: 7K03180 MEDIA: SOIL DATA FRACTION: PEST/PCB

nsample	SB-354-0001DL
samp_date	11/2/2007
lab_id	A7K030180010
qc_type	NM
units	UG/KG
Pct_Solids	79.0
DUP_OF:	

Parameter	Result	Val Qual	Qual Code
AROCLOR-1016	83000	U	
AROCLOR-1221	83000	U	
AROCLOR-1232	83000	U	
AROCLOR-1242	83000	U	
AROCLOR-1248	83000	U	
AROCLOR-1254	83000	U	
AROCLOR-1260	400000		

nsample	SB-355-0001DL
samp_date	11/2/2007
lab_id	A7K030180011
qc_type	NM
units	UG/KG
Pct_Solids	80.0
DUP_OF:	

Parameter	Result	Val Qual	Qual Code
AROCLOR-1016	21000	U	
AROCLOR-1221	21000	U	
AROCLOR-1232	21000	U	
AROCLOR-1242	21000	U	
AROCLOR-1248	21000	U	
AROCLOR-1254	21000	U	
AROCLOR-1260	96000		

nsample	SB-356-0001DL
samp_date	11/2/2007
lab_id	A7K030180012
qc_type	NM
units	UG/KG
Pct_Solids	74.0
DUP_OF:	

Parameter	Result	Val Qual	Qual Code
AROCLOR-1016	4500	U	
AROCLOR-1221	4500	U	
AROCLOR-1232	4500	U	
AROCLOR-1242	4500	U	
AROCLOR-1248	4500	U	
AROCLOR-1254	4500	U	
AROCLOR-1260	25000		

PROJ_NO: 00885

SDG: 7K03180 MEDIA: SOIL DATA FRACTION: PEST/PCB

nsample	SB-357-0001DL
samp_date	11/2/2007
lab_id	A7K030180013
qc_type	NM
units	UG/KG
Pct_Solids	78.0
DUP_OF:	

Parameter	Result	Val Qual	Qual Code
AROCLOR-1016	2100	U	
AROCLOR-1221	2100	U	
AROCLOR-1232	2100	U	
AROCLOR-1242	2100	U	
AROCLOR-1248	2100	U	
AROCLOR-1254	2100	U	
AROCLOR-1260	12000		

nsample	SB-358-0001DL
samp_date	11/2/2007
lab_id	A7K030180014
qc_type	NM
units	UG/KG
Pct_Solids	84.0
DUP_OF:	

Parameter	Result	Val Qual	Qual Code
AROCLOR-1016	3900	U	
AROCLOR-1221	3900	U	
AROCLOR-1232	3900	U	
AROCLOR-1242	3900	U	
AROCLOR-1248	3900	U	
AROCLOR-1254	3900	U	
AROCLOR-1260	27000		

nsample	SB-359-0001DL
samp_date	11/2/2007
lab_id	A7K030180015
qc_type	NM
units	UG/KG
Pct_Solids	89.0
DUP_OF:	

Parameter	Result	Val Qual	Qual Code
AROCLOR-1016	750	U	
AROCLOR-1221	750	U	
AROCLOR-1232	750	U	
AROCLOR-1242	750	U	
AROCLOR-1248	750	U	
AROCLOR-1254	750	U	
AROCLOR-1260	3700		

PROJ_NO: 00885

SDG: 7K03180 MEDIA: SOIL DATA FRACTION: PEST/PCB

nsample	SB-360-0001DL
samp_date	11/2/2007
lab_id	A7K030180016
qc_type	NM
units	UG/KG
Pct_Solids	84.0
DUP_OF:	

Parameter	Result	Val Qual	Qual Code
AROCLOR-1016	3900	U	
AROCLOR-1221	3900	U	
AROCLOR-1232	3900	U	
AROCLOR-1242	3900	U	
AROCLOR-1248	3900	U	
AROCLOR-1254	3900	U	
AROCLOR-1260	27000		

nsample	SB-361-0001DL
samp_date	11/2/2007
lab_id	A7K030180017
qc_type	NM
units	UG/KG
Pct_Solids	87.0
DUP_OF:	

Parameter	Result	Val Qual	Qual Code
AROCLOR-1016	38000	U	
AROCLOR-1221	38000	U	
AROCLOR-1232	38000	U	
AROCLOR-1242	38000	U	
AROCLOR-1248	38000	U	
AROCLOR-1254	38000	U	
AROCLOR-1260	140000		

nsample	SB-362-0001DL
samp_date	11/2/2007
lab_id	A7K030180018
qc_type	NM
units	UG/KG
Pct_Solids	82.0
DUP_OF:	

Parameter	Result	Val Qual	Qual Code
AROCLOR-1016	800	U	
AROCLOR-1221	800	U	
AROCLOR-1232	800	U	
AROCLOR-1242	800	U	
AROCLOR-1248	800	U	
AROCLOR-1254	800	U	
AROCLOR-1260	5000		

PROJ_NO: 00885

SDG: 7K03180 MEDIA: SOIL DATA FRACTION: PEST/PCB

nsample	SB-363-0001DL
samp_date	11/2/2007
lab_id	A7K030180019
qc_type	NM
units	UG/KG
Pct_Solids	74.0
DUP_OF:	

Parameter	Result	Val Qual	Qual Code
AROCLOR-1016	4400	U	
AROCLOR-1221	4400	U	
AROCLOR-1232	4400	U	
AROCLOR-1242	4400	U	
AROCLOR-1248	4400	U	
AROCLOR-1254	4400	U	
AROCLOR-1260	24000		

nsample	SB-364-0001DL
samp_date	11/2/2007
lab_id	A7K030180020
qc_type	NM
units	UG/KG
Pct_Solids	79.0
DUP_OF:	

Parameter	Result	Val Qual	Qual Code
AROCLOR-1016	2100	U	
AROCLOR-1221	2100	U	
AROCLOR-1232	2100	U	
AROCLOR-1242	2100	U	
AROCLOR-1248	2100	U	
AROCLOR-1254	2100	U	
AROCLOR-1260	12000		

Appendix B

Results as Reported by the Laboratory

Tetra Tech NUS, Inc

Client Sample ID: SB-345-0001

GC Semivolatiles

Lot-Sample #...:	A7K030180-001	**Work Order #...:**	KAHC91AC	**Matrix.....:**	SO
Date Sampled...:	11/02/07 07:30	**Date Received..:**	11/03/07		
Prep Date.....:	11/05/07	**Analysis Date..:**	11/13/07		
Prep Batch #...:	7309046				
Dilution Factor:	1	**Initial Wgt/Vol:**	30.01 g	**Final Wgt/Vol..:**	10 mL
% Moisture.....:	5.4	**Method.....:**	SW846 8082		

PARAMETER	RESULT	REPORTING LIMIT	UNITS
Aroclor 1016	ND	35	ug/kg
Aroclor 1221	ND	35	ug/kg
Aroclor 1232	ND	35	ug/kg
Aroclor 1242	ND	35	ug/kg
Aroclor 1248	ND	35	ug/kg
Aroclor 1254	ND	35	ug/kg
Aroclor 1260	**260**	**35**	**ug/kg**

SURROGATE	PERCENT RECOVERY	RECOVERY LIMITS
Tetrachloro-m-xylene	76	(10 - 196)
Decachlorobiphenyl	112	(10 - 199)

NOTE(S):

Results and reporting limits have been adjusted for dry weight.

Tetra Tech NUS, Inc

Client Sample ID: SB-346-0001

GC Semivolatiles

Lot-Sample #...:	A7K030180-002	**Work Order #...:**	KAHDA1AC	**Matrix.....:**	SO
Date Sampled...:	11/02/07 07:35	**Date Received..:**	11/03/07		
Prep Date.....:	11/05/07	**Analysis Date..:**	11/13/07		
Prep Batch #...:	7309046				
Dilution Factor:	10	**Initial Wgt/Vol:**	30.07 g	**Final Wgt/Vol..:**	10 mL
% Moisture.....:	15	**Method.....:**	SW846 8082		

PARAMETER	RESULT	REPORTING LIMIT	UNITS
Aroclor 1016	ND	390	ug/kg
Aroclor 1221	ND	390	ug/kg
Aroclor 1232	ND	390	ug/kg
Aroclor 1242	ND	390	ug/kg
Aroclor 1248	ND	390	ug/kg
Aroclor 1254	ND	390	ug/kg
Aroclor 1260	**1700**	**390**	**ug/kg**

SURROGATE	PERCENT RECOVERY	RECOVERY LIMITS
Tetrachloro-m-xylene	84 DIL	(10 - 196)
Decachlorobiphenyl	122 DIL	(10 - 199)

NOTE(S):

DIL The concentration is estimated or not reported due to dilution or the presence of interfering analytes.

Results and reporting limits have been adjusted for dry weight.

Tetra Tech NUS, Inc

Client Sample ID: SB-347-0001

GC Semivolatiles

Lot-Sample #...:	A7K030180-003	**Work Order #...:**	KAHDC1AC	**Matrix.....:**	SO
Date Sampled...:	11/02/07 07:37	**Date Received..:**	11/03/07		
Prep Date.....:	11/05/07	**Analysis Date..:**	11/13/07		
Prep Batch #...:	7309046				
Dilution Factor:	50	**Initial Wgt/Vol:**	30 g	**Final Wgt/Vol..:**	10 mL
% Moisture.....:	21	**Method.....:**	SW846 8082		

PARAMETER	RESULT	REPORTING LIMIT	UNITS
Aroclor 1016	ND	2100	ug/kg
Aroclor 1221	ND	2100	ug/kg
Aroclor 1232	ND	2100	ug/kg
Aroclor 1242	ND	2100	ug/kg
Aroclor 1248	ND	2100	ug/kg
Aroclor 1254	ND	2100	ug/kg
Aroclor 1260	**7100**	**2100**	**ug/kg**

SURROGATE	PERCENT RECOVERY	RECOVERY LIMITS
Tetrachloro-m-xylene	119 DIL	(10 - 196)
Decachlorobiphenyl	174 DIL	(10 - 199)

NOTE(S):

DIL The concentration is estimated or not reported due to dilution or the presence of interfering analytes.

Results and reporting limits have been adjusted for dry weight.

Tetra Tech NUS, Inc

Client Sample ID: SB-348-0001

GC Semivolatiles

Lot-Sample #...:	A7K030180-004	**Work Order #...:**	KAHDD1AC	**Matrix.....:**	SO
Date Sampled...:	11/02/07 07:39	**Date Received..:**	11/03/07		
Prep Date.....:	11/05/07	**Analysis Date..:**	11/13/07		
Prep Batch #...:	7309046				
Dilution Factor:	100	**Initial Wgt/Vol:**	30.09 g	**Final Wgt/Vol..:**	10 mL
% Moisture.....:	22	**Method.....:**	SW846 8082		

PARAMETER	RESULT	REPORTING LIMIT	UNITS
Aroclor 1016	ND	4200	ug/kg
Aroclor 1221	ND	4200	ug/kg
Aroclor 1232	ND	4200	ug/kg
Aroclor 1242	ND	4200	ug/kg
Aroclor 1248	ND	4200	ug/kg
Aroclor 1254	ND	4200	ug/kg
Aroclor 1260	**34000**	**4200**	**ug/kg**

SURROGATE	PERCENT RECOVERY	RECOVERY LIMITS
Tetrachloro-m-xylene	99 DIL	(10 - 196)
Decachlorobiphenyl	671 DIL,*	(10 - 199)

NOTE(S):

DIL The concentration is estimated or not reported due to dilution or the presence of interfering analytes.

* Surrogate recovery is outside stated control limits.

Results and reporting limits have been adjusted for dry weight.

Tetra Tech NUS, Inc

Client Sample ID: SB-349-0001

GC Semivolatiles

Lot-Sample #...:	A7K030180-005	**Work Order #...:**	KAHDF1AC	**Matrix.....:**	SO
Date Sampled...:	11/02/07 07:45	**Date Received..:**	11/03/07		
Prep Date.....:	11/05/07	**Analysis Date..:**	11/13/07		
Prep Batch #...:	7309046				
Dilution Factor:	100	**Initial Wgt/Vol:**	30.08 g	**Final Wgt/Vol..:**	10 mL
% Moisture.....:	24	**Method.....:**	SW846 8082		

PARAMETER	RESULT	REPORTING LIMIT	UNITS
Aroclor 1016	ND	4400	ug/kg
Aroclor 1221	ND	4400	ug/kg
Aroclor 1232	ND	4400	ug/kg
Aroclor 1242	ND	4400	ug/kg
Aroclor 1248	ND	4400	ug/kg
Aroclor 1254	ND	4400	ug/kg
Aroclor 1260	**24000**	**4400**	**ug/kg**

SURROGATE	PERCENT RECOVERY	RECOVERY LIMITS
Tetrachloro-m-xylene	97 DIL	(10 - 196)
Decachlorobiphenyl	123 DIL	(10 - 199)

NOTE(S):

DIL The concentration is estimated or not reported due to dilution or the presence of interfering analytes.

Results and reporting limits have been adjusted for dry weight.

Tetra Tech NUS, Inc

Client Sample ID: SB-350-0001

GC Semivolatiles

Lot-Sample #...:	A7K030180-006	**Work Order #...:**	KAHDG1AC	**Matrix.....:**	SO
Date Sampled...:	11/02/07 07:50	**Date Received..:**	11/03/07		
Prep Date.....:	11/05/07	**Analysis Date..:**	11/13/07		
Prep Batch #...:	7309046				
Dilution Factor:	200	**Initial Wgt/Vol:**	30.07 g	**Final Wgt/Vol..:**	10 mL
% Moisture.....:	20	**Method.....:**	SW846 8082		

PARAMETER	RESULT	REPORTING LIMIT	UNITS
Aroclor 1016	ND	8200	ug/kg
Aroclor 1221	ND	8200	ug/kg
Aroclor 1232	ND	8200	ug/kg
Aroclor 1242	ND	8200	ug/kg
Aroclor 1248	ND	8200	ug/kg
Aroclor 1254	ND	8200	ug/kg
Aroclor 1260	**55000**	**8200**	**ug/kg**

SURROGATE	PERCENT RECOVERY	RECOVERY LIMITS
Tetrachloro-m-xylene	128 DIL	(10 - 196)
Decachlorobiphenyl	363 DIL,*	(10 - 199)

NOTE(S):

DIL The concentration is estimated or not reported due to dilution or the presence of interfering analytes.

* Surrogate recovery is outside stated control limits.

Results and reporting limits have been adjusted for dry weight.

Tetra Tech NUS, Inc

Client Sample ID: SB-351-0001

GC Semivolatiles

Lot-Sample #...:	A7K030180-007	**Work Order #...:**	KAHDH1AC	**Matrix.....:**	SO
Date Sampled...:	11/02/07 07:54	**Date Received..:**	11/03/07		
Prep Date.....:	11/05/07	**Analysis Date..:**	11/13/07		
Prep Batch #...:	7309046				
Dilution Factor:	100	**Initial Wgt/Vol:**	30.07 g	**Final Wgt/Vol..:**	10 mL
% Moisture.....:	19	**Method.....:**	SW846 8082		

PARAMETER	RESULT	REPORTING LIMIT	UNITS
Aroclor 1016	ND	4100	ug/kg
Aroclor 1221	ND	4100	ug/kg
Aroclor 1232	ND	4100	ug/kg
Aroclor 1242	ND	4100	ug/kg
Aroclor 1248	ND	4100	ug/kg
Aroclor 1254	ND	4100	ug/kg
Aroclor 1260	**21000**	**4100**	**ug/kg**

SURROGATE	PERCENT RECOVERY	RECOVERY LIMITS
Tetrachloro-m-xylene	112 DIL	(10 - 196)
Decachlorobiphenyl	506 DIL,*	(10 - 199)

NOTE(S):

DIL The concentration is estimated or not reported due to dilution or the presence of interfering analytes.

* Surrogate recovery is outside stated control limits.

Results and reporting limits have been adjusted for dry weight.

Tetra Tech NUS, Inc

Client Sample ID: SB-352-0001

GC Semivolatiles

Lot-Sample #...:	A7K030180-008	**Work Order #...:**	KAHDJ1AC	**Matrix.....:**	SO
Date Sampled...:	11/02/07 07:58	**Date Received..:**	11/03/07		
Prep Date.....:	11/05/07	**Analysis Date..:**	11/13/07		
Prep Batch #...:	7309046				
Dilution Factor:	50	**Initial Wgt/Vol:**	30.01 g	**Final Wgt/Vol..:**	10 mL
% Moisture.....:	41	**Method.....:**	SW846 8082		

PARAMETER	RESULT	REPORTING LIMIT	UNITS
Aroclor 1016	ND	2800	ug/kg
Aroclor 1221	ND	2800	ug/kg
Aroclor 1232	ND	2800	ug/kg
Aroclor 1242	ND	2800	ug/kg
Aroclor 1248	ND	2800	ug/kg
Aroclor 1254	ND	2800	ug/kg
Aroclor 1260	**19000**	**2800**	**ug/kg**

SURROGATE	PERCENT RECOVERY	RECOVERY LIMITS
Tetrachloro-m-xylene	92 DIL	(10 - 196)
Decachlorobiphenyl	462 DIL,*	(10 - 199)

NOTE(S):

DIL The concentration is estimated or not reported due to dilution or the presence of interfering analytes.

* Surrogate recovery is outside stated control limits.

Results and reporting limits have been adjusted for dry weight.

Tetra Tech NUS, Inc

Client Sample ID: SB-353-0001

GC Semivolatiles

Lot-Sample #...:	A7K030180-009	**Work Order #...:**	KAHDK1AC	**Matrix.....:**	SO
Date Sampled...:	11/02/07 08:00	**Date Received..:**	11/03/07		
Prep Date.....:	11/05/07	**Analysis Date..:**	11/13/07		
Prep Batch #...:	7309046				
Dilution Factor:	20000	**Initial Wgt/Vol:**	30.06 g	**Final Wgt/Vol..:**	10 mL
% Moisture.....:	11	**Method.....:**	SW846 8082		

PARAMETER	RESULT	REPORTING LIMIT	UNITS
Aroclor 1016	ND	740000	ug/kg
Aroclor 1221	ND	740000	ug/kg
Aroclor 1232	ND	740000	ug/kg
Aroclor 1242	ND	740000	ug/kg
Aroclor 1248	ND	740000	ug/kg
Aroclor 1254	ND	740000	ug/kg
Aroclor 1260	**1800000**	**740000**	**ug/kg**

SURROGATE	PERCENT RECOVERY	RECOVERY LIMITS
Tetrachloro-m-xylene	13800 DIL,*	(10 - 196)
Decachlorobiphenyl	0.0 DIL,*	(10 - 199)

NOTE(S):

DIL The concentration is estimated or not reported due to dilution or the presence of interfering analytes.

* Surrogate recovery is outside stated control limits.

Results and reporting limits have been adjusted for dry weight.

Tetra Tech NUS, Inc

Client Sample ID: SB-354-0001

GC Semivolatiles

Lot-Sample #...:	A7K030180-010	**Work Order #...:**	KAHDL1AC	**Matrix.....:**	SO
Date Sampled...:	11/02/07 08:05	**Date Received..:**	11/03/07		
Prep Date.....:	11/05/07	**Analysis Date..:**	11/13/07		
Prep Batch #...:	7309046				
Dilution Factor:	2000	**Initial Wgt/Vol:**	30.06 g	**Final Wgt/Vol..:**	10 mL
% Moisture.....:	21	**Method.....:**	SW846 8082		

PARAMETER	RESULT	REPORTING LIMIT	UNITS
Aroclor 1016	ND	83000	ug/kg
Aroclor 1221	ND	83000	ug/kg
Aroclor 1232	ND	83000	ug/kg
Aroclor 1242	ND	83000	ug/kg
Aroclor 1248	ND	83000	ug/kg
Aroclor 1254	ND	83000	ug/kg
Aroclor 1260	**400000**	**83000**	**ug/kg**

SURROGATE	PERCENT RECOVERY	RECOVERY LIMITS
Tetrachloro-m-xylene	1420 DIL,*	(10 - 196)
Decachlorobiphenyl	0.0 DIL,*	(10 - 199)

NOTE(S):

DIL The concentration is estimated or not reported due to dilution or the presence of interfering analytes.

* Surrogate recovery is outside stated control limits.

Results and reporting limits have been adjusted for dry weight.

Tetra Tech NUS, Inc

Client Sample ID: SB-355-0001

GC Semivolatiles

Lot-Sample #...:	A7K030180-011	**Work Order #...:**	KAHDM1AC	**Matrix.....:**	SO
Date Sampled...:	11/02/07 08:07	**Date Received..:**	11/03/07		
Prep Date.....:	11/05/07	**Analysis Date..:**	11/13/07		
Prep Batch #...:	7309046				
Dilution Factor:	500	**Initial Wgt/Vol:**	30 g	**Final Wgt/Vol..:**	10 mL
% Moisture.....:	20	**Method.....:**	SW846 8082		

PARAMETER	RESULT	REPORTING LIMIT	UNITS
Aroclor 1016	ND	21000	ug/kg
Aroclor 1221	ND	21000	ug/kg
Aroclor 1232	ND	21000	ug/kg
Aroclor 1242	ND	21000	ug/kg
Aroclor 1248	ND	21000	ug/kg
Aroclor 1254	ND	21000	ug/kg
Aroclor 1260	**96000**	**21000**	**ug/kg**

SURROGATE	PERCENT RECOVERY	RECOVERY LIMITS
Tetrachloro-m-xylene	352 DIL,*	(10 - 196)
Decachlorobiphenyl	436 DIL,*	(10 - 199)

NOTE(S):

DIL The concentration is estimated or not reported due to dilution or the presence of interfering analytes.

* Surrogate recovery is outside stated control limits.

Results and reporting limits have been adjusted for dry weight.

Tetra Tech NUS, Inc

Client Sample ID: SB-356-0001

GC Semivolatiles

Lot-Sample #...:	A7K030180-012	**Work Order #...:**	KAHDN1AC	**Matrix.....:**	SO
Date Sampled...:	11/02/07 08:10	**Date Received..:**	11/03/07		
Prep Date.....:	11/05/07	**Analysis Date..:**	11/13/07		
Prep Batch #...:	7309046				
Dilution Factor:	100	**Initial Wgt/Vol:**	30.02 g	**Final Wgt/Vol..:**	10 mL
% Moisture.....:	26	**Method.....:**	SW846 8082		

PARAMETER	RESULT	REPORTING LIMIT	UNITS
Aroclor 1016	ND	4500	ug/kg
Aroclor 1221	ND	4500	ug/kg
Aroclor 1232	ND	4500	ug/kg
Aroclor 1242	ND	4500	ug/kg
Aroclor 1248	ND	4500	ug/kg
Aroclor 1254	ND	4500	ug/kg
Aroclor 1260	**25000**	**4500**	**ug/kg**

SURROGATE	PERCENT RECOVERY	RECOVERY LIMITS
Tetrachloro-m-xylene	80 DIL	(10 - 196)
Decachlorobiphenyl	261 DIL,*	(10 - 199)

NOTE(S):

DIL The concentration is estimated or not reported due to dilution or the presence of interfering analytes.

* Surrogate recovery is outside stated control limits.

Results and reporting limits have been adjusted for dry weight.

Tetra Tech NUS, Inc

Client Sample ID: SB-357-0001

GC Semivolatiles

Lot-Sample #...:	A7K030180-013	**Work Order #...:**	KAHDQ1AC	**Matrix.....:**	SO
Date Sampled...:	11/02/07 08:25	**Date Received..:**	11/03/07		
Prep Date.....:	11/05/07	**Analysis Date..:**	11/13/07		
Prep Batch #...:	7309046				
Dilution Factor:	50	**Initial Wgt/Vol:**	30.02 g	**Final Wgt/Vol..:**	10 mL
% Moisture.....:	22	**Method.....:**	SW846 8082		

PARAMETER	RESULT	REPORTING LIMIT	UNITS
Aroclor 1016	ND	2100	ug/kg
Aroclor 1221	ND	2100	ug/kg
Aroclor 1232	ND	2100	ug/kg
Aroclor 1242	ND	2100	ug/kg
Aroclor 1248	ND	2100	ug/kg
Aroclor 1254	ND	2100	ug/kg
Aroclor 1260	**12000**	**2100**	**ug/kg**

SURROGATE	PERCENT RECOVERY	RECOVERY LIMITS
Tetrachloro-m-xylene	107 DIL	(10 - 196)
Decachlorobiphenyl	1030 DIL,*	(10 - 199)

NOTE(S):

DIL The concentration is estimated or not reported due to dilution or the presence of interfering analytes.

* Surrogate recovery is outside stated control limits.

Results and reporting limits have been adjusted for dry weight.

Tetra Tech NUS, Inc

Client Sample ID: SB-358-0001

GC Semivolatiles

Lot-Sample #...:	A7K030180-014	**Work Order #...:**	KAHDT1AC	**Matrix.....:**	SO
Date Sampled...:	11/02/07 08:26	**Date Received..:**	11/03/07		
Prep Date.....:	11/05/07	**Analysis Date..:**	11/13/07		
Prep Batch #...:	7309046				
Dilution Factor:	100	**Initial Wgt/Vol:**	30.04 g	**Final Wgt/Vol..:**	10 mL
% Moisture.....:	16	**Method.....:**	SW846 8082		

PARAMETER	RESULT	REPORTING LIMIT	UNITS
Aroclor 1016	ND	3900	ug/kg
Aroclor 1221	ND	3900	ug/kg
Aroclor 1232	ND	3900	ug/kg
Aroclor 1242	ND	3900	ug/kg
Aroclor 1248	ND	3900	ug/kg
Aroclor 1254	ND	3900	ug/kg
Aroclor 1260	**27000**	**3900**	**ug/kg**

SURROGATE	PERCENT RECOVERY	RECOVERY LIMITS
Tetrachloro-m-xylene	115 DIL	(10 - 196)
Decachlorobiphenyl	743 DIL,*	(10 - 199)

NOTE(S):

DIL The concentration is estimated or not reported due to dilution or the presence of interfering analytes.

* Surrogate recovery is outside stated control limits.

Results and reporting limits have been adjusted for dry weight.

Tetra Tech NUS, Inc

Client Sample ID: SB-359-0001

GC Semivolatiles

Lot-Sample #...:	A7K030180-015	**Work Order #...:**	KAHDW1AC	**Matrix.....:**	SO
Date Sampled...:	11/02/07 08:30	**Date Received..:**	11/03/07		
Prep Date.....:	11/05/07	**Analysis Date..:**	11/13/07		
Prep Batch #...:	7309046				
Dilution Factor:	20	**Initial Wgt/Vol:**	30 g	**Final Wgt/Vol..:**	10 mL
% Moisture.....:	11	**Method.....:**	SW846 8082		

PARAMETER	RESULT	REPORTING LIMIT	UNITS
Aroclor 1016	ND	750	ug/kg
Aroclor 1221	ND	750	ug/kg
Aroclor 1232	ND	750	ug/kg
Aroclor 1242	ND	750	ug/kg
Aroclor 1248	ND	750	ug/kg
Aroclor 1254	ND	750	ug/kg
Aroclor 1260	**3700**	**750**	**ug/kg**

SURROGATE	PERCENT RECOVERY	RECOVERY LIMITS
Tetrachloro-m-xylene	38 DIL	(10 - 196)
Decachlorobiphenyl	779 DIL,*	(10 - 199)

NOTE(S):

DIL The concentration is estimated or not reported due to dilution or the presence of interfering analytes.

* Surrogate recovery is outside stated control limits.

Results and reporting limits have been adjusted for dry weight.

Tetra Tech NUS, Inc

Client Sample ID: SB-360-0001

GC Semivolatiles

Lot-Sample #...:	A7K030180-016	**Work Order #...:**	KAHD01AC	**Matrix.....:**	SO
Date Sampled...:	11/02/07 08:32	**Date Received..:**	11/03/07		
Prep Date.....:	11/05/07	**Analysis Date..:**	11/13/07		
Prep Batch #...:	7309046				
Dilution Factor:	100	**Initial Wgt/Vol:**	30 g	**Final Wgt/Vol..:**	10 mL
% Moisture.....:	16	**Method.....:**	SW846 8082		

PARAMETER	RESULT	REPORTING LIMIT	UNITS
Aroclor 1016	ND	3900	ug/kg
Aroclor 1221	ND	3900	ug/kg
Aroclor 1232	ND	3900	ug/kg
Aroclor 1242	ND	3900	ug/kg
Aroclor 1248	ND	3900	ug/kg
Aroclor 1254	ND	3900	ug/kg
Aroclor 1260	**27000**	**3900**	**ug/kg**

SURROGATE	PERCENT RECOVERY	RECOVERY LIMITS
Tetrachloro-m-xylene	112 DIL	(10 - 196)
Decachlorobiphenyl	476 DIL,*	(10 - 199)

NOTE(S):

DIL The concentration is estimated or not reported due to dilution or the presence of interfering analytes.

* Surrogate recovery is outside stated control limits.

Results and reporting limits have been adjusted for dry weight.

Tetra Tech NUS, Inc

Client Sample ID: SB-361-0001

GC Semivolatiles

Lot-Sample #...:	A7K030180-017	**Work Order #...:**	KAHD11AC	**Matrix.....:**	SO
Date Sampled...:	11/02/07 08:37	**Date Received..:**	11/03/07		
Prep Date.....:	11/05/07	**Analysis Date..:**	11/13/07		
Prep Batch #...:	7309046				
Dilution Factor:	1000	**Initial Wgt/Vol:**	30.01 g	**Final Wgt/Vol..:**	10 mL
% Moisture.....:	13	**Method.....:**	SW846 8082		

PARAMETER	RESULT	REPORTING LIMIT	UNITS
Aroclor 1016	ND	38000	ug/kg
Aroclor 1221	ND	38000	ug/kg
Aroclor 1232	ND	38000	ug/kg
Aroclor 1242	ND	38000	ug/kg
Aroclor 1248	ND	38000	ug/kg
Aroclor 1254	ND	38000	ug/kg
Aroclor 1260	**140000**	**38000**	**ug/kg**

SURROGATE	PERCENT RECOVERY	RECOVERY LIMITS
Tetrachloro-m-xylene	0.0 DIL,*	(10 - 196)
Decachlorobiphenyl	0.0 DIL,*	(10 - 199)

NOTE(S):

DIL The concentration is estimated or not reported due to dilution or the presence of interfering analytes.

* Surrogate recovery is outside stated control limits.

Results and reporting limits have been adjusted for dry weight.

Tetra Tech NUS, Inc

Client Sample ID: SB-362-0001

GC Semivolatiles

Lot-Sample #...:	A7K030180-018	**Work Order #...:**	KAHD21AC	**Matrix.....:**	SO
Date Sampled...:	11/02/07 08:41	**Date Received..:**	11/03/07		
Prep Date.....:	11/05/07	**Analysis Date..:**	11/13/07		
Prep Batch #...:	7309046				
Dilution Factor:	20	**Initial Wgt/Vol:**	30.04 g	**Final Wgt/Vol..:**	10 mL
% Moisture.....:	18	**Method.....:**	SW846 8082		

PARAMETER	RESULT	REPORTING LIMIT	UNITS
Aroclor 1016	ND	800	ug/kg
Aroclor 1221	ND	800	ug/kg
Aroclor 1232	ND	800	ug/kg
Aroclor 1242	ND	800	ug/kg
Aroclor 1248	ND	800	ug/kg
Aroclor 1254	ND	800	ug/kg
Aroclor 1260	**5000**	**800**	**ug/kg**

SURROGATE	PERCENT RECOVERY	RECOVERY LIMITS
Tetrachloro-m-xylene	93 DIL	(10 - 196)
Decachlorobiphenyl	244 DIL,*	(10 - 199)

NOTE(S):

DIL The concentration is estimated or not reported due to dilution or the presence of interfering analytes.

* Surrogate recovery is outside stated control limits.

Results and reporting limits have been adjusted for dry weight.

Tetra Tech NUS, Inc

Client Sample ID: SB-363-0001

GC Semivolatiles

Lot-Sample #...:	A7K030180-019	**Work Order #...:**	KAHD31AC	**Matrix.....:**	SO
Date Sampled...:	11/02/07 08:43	**Date Received..:**	11/03/07		
Prep Date.....:	11/05/07	**Analysis Date..:**	11/13/07		
Prep Batch #...:	7309046				
Dilution Factor:	100	**Initial Wgt/Vol:**	30.04 g	**Final Wgt/Vol..:**	10 mL
% Moisture.....:	26	**Method.....:**	SW846 8082		

PARAMETER	RESULT	REPORTING LIMIT	UNITS
Aroclor 1016	ND	4400	ug/kg
Aroclor 1221	ND	4400	ug/kg
Aroclor 1232	ND	4400	ug/kg
Aroclor 1242	ND	4400	ug/kg
Aroclor 1248	ND	4400	ug/kg
Aroclor 1254	ND	4400	ug/kg
Aroclor 1260	**24000**	**4400**	**ug/kg**

SURROGATE	PERCENT RECOVERY	RECOVERY LIMITS
Tetrachloro-m-xylene	122 DIL	(10 - 196)
Decachlorobiphenyl	426 DIL,*	(10 - 199)

NOTE(S):

DIL The concentration is estimated or not reported due to dilution or the presence of interfering analytes.

* Surrogate recovery is outside stated control limits.

Results and reporting limits have been adjusted for dry weight.

Tetra Tech NUS, Inc

Client Sample ID: SB-364-0001

GC Semivolatiles

Lot-Sample #...:	A7K030180-020	**Work Order #...:**	KAHD41AC	**Matrix.....:**	SO
Date Sampled...:	11/02/07 08:45	**Date Received..:**	11/03/07		
Prep Date.....:	11/05/07	**Analysis Date..:**	11/13/07		
Prep Batch #...:	7309046				
Dilution Factor:	50	**Initial Wgt/Vol:**	30.03 g	**Final Wgt/Vol..:**	10 mL
% Moisture.....:	21	**Method.....:**	SW846 8082		

PARAMETER	RESULT	REPORTING LIMIT	UNITS
Aroclor 1016	ND	2100	ug/kg
Aroclor 1221	ND	2100	ug/kg
Aroclor 1232	ND	2100	ug/kg
Aroclor 1242	ND	2100	ug/kg
Aroclor 1248	ND	2100	ug/kg
Aroclor 1254	ND	2100	ug/kg
Aroclor 1260	**12000**	**2100**	**ug/kg**

SURROGATE	PERCENT RECOVERY	RECOVERY LIMITS
Tetrachloro-m-xylene	103 DIL	(10 - 196)
Decachlorobiphenyl	348 DIL,*	(10 - 199)

NOTE(S):

DIL The concentration is estimated or not reported due to dilution or the presence of interfering analytes.

* Surrogate recovery is outside stated control limits.

Results and reporting limits have been adjusted for dry weight.

Appendix C

Support Documentation

HOLDTIME

SDG 7K03180

SORT	UNITS	NSAMPLE	LAB_ID	QC_TYPE	SAMP_DATE	EXTR_DATE	ANAL_DATE	SMP_EXTR	EXTR_ANL	SMP_ANL
PCS	%	SB-350-0001	A7K030180006	NM	11/2/2007	11/7/2007	11/8/2007	5	1	6
PCS	%	SB-346-0001	A7K030180002	NM	11/2/2007	11/7/2007	11/8/2007	5	1	6
PCS	%	SB-347-0001	A7K030180003	NM	11/2/2007	11/7/2007	11/8/2007	5	1	6
PCS	%	SB-364-0001	A7K030180020	NM	11/2/2007	11/7/2007	11/8/2007	5	1	6
PCS	%	SB-349-0001	A7K030180005	NM	11/2/2007	11/7/2007	11/8/2007	5	1	6
PCS	%	SB-345-0001	A7K030180001	NM	11/2/2007	11/7/2007	11/8/2007	5	1	6
PCS	%	SB-351-0001	A7K030180007	NM	11/2/2007	11/7/2007	11/8/2007	5	1	6
PCS	%	SB-352-0001	A7K030180008	NM	11/2/2007	11/7/2007	11/8/2007	5	1	6
PCS	%	SB-353-0001	A7K030180009	NM	11/2/2007	11/7/2007	11/8/2007	5	1	6
PCS	%	SB-354-0001	A7K030180010	NM	11/2/2007	11/7/2007	11/8/2007	5	1	6
PCS	%	SB-356-0001	A7K030180012	NM	11/2/2007	11/7/2007	11/8/2007	5	1	6
PCS	%	SB-357-0001	A7K030180013	NM	11/2/2007	11/7/2007	11/8/2007	5	1	6
PCS	%	SB-358-0001	A7K030180014	NM	11/2/2007	11/7/2007	11/8/2007	5	1	6
PCS	%	SB-359-0001	A7K030180015	NM	11/2/2007	11/7/2007	11/8/2007	5	1	6
PCS	%	SB-360-0001	A7K030180016	NM	11/2/2007	11/7/2007	11/8/2007	5	1	6

SORT	UNITS	NSAMPLE	LAB_ID	QC_TYPE	SAMP_DATE	EXTR_DATE	ANAL_DATE	SMP_EXTR	EXTR_ANL	SMP_ANL
PCS	%	SB-361-0001	A7K030180017	NM	11/2/2007	11/7/2007	11/8/2007	5	1	6
PCS	%	SB-362-0001	A7K030180018	NM	11/2/2007	11/7/2007	11/8/2007	5	1	6
PCS	%	SB-363-0001	A7K030180019	NM	11/2/2007	11/7/2007	11/8/2007	5	1	6
PCS	%	SB-355-0001	A7K030180011	NM	11/2/2007	11/7/2007	11/8/2007	5	1	6
PCS	%	SB-348-0001	A7K030180004	NM	11/2/2007	11/7/2007	11/8/2007	5	1	6
PCB	%	SB-363-0001DL	A7K030180019	NM	11/2/2007	11/5/2007	11/13/2007	3	8	11
PCB	%	SB-355-0001DL	A7K030180011	NM	11/2/2007	11/5/2007	11/13/2007	3	8	11
PCB	%	SB-345-0001	A7K030180001	NM	11/2/2007	11/5/2007	11/13/2007	3	8	11
PCB	%	SB-356-0001DL	A7K030180012	NM	11/2/2007	11/5/2007	11/13/2007	3	8	11
PCB	%	SB-357-0001DL	A7K030180013	NM	11/2/2007	11/5/2007	11/13/2007	3	8	11
PCB	%	SB-358-0001DL	A7K030180014	NM	11/2/2007	11/5/2007	11/13/2007	3	8	11
PCB	%	SB-359-0001DL	A7K030180015	NM	11/2/2007	11/5/2007	11/13/2007	3	8	11
PCB	%	SB-360-0001DL	A7K030180016	NM	11/2/2007	11/5/2007	11/13/2007	3	8	11
PCB	%	SB-362-0001DL	A7K030180018	NM	11/2/2007	11/5/2007	11/13/2007	3	8	11
PCB	%	SB-361-0001DL	A7K030180017	NM	11/2/2007	11/5/2007	11/13/2007	3	8	11
PCB	%	SB-354-0001DL	A7K030180010	NM	11/2/2007	11/5/2007	11/13/2007	3	8	11
PCB	%	SB-353-0001DL	A7K030180009	NM	11/2/2007	11/5/2007	11/13/2007	3	8	11
PCB	%	SB-352-0001DL	A7K030180008	NM	11/2/2007	11/5/2007	11/13/2007	3	8	11

SORT	UNITS	NSAMPLE	LAB_ID	QC_TYPE	SAMP_DATE	EXTR_DATE	ANAL_DATE	SMP_EXTR	EXTR_ANL	SMP_ANL
PCB	%	SB-351-0001DL	A7K030180007	NM	11/2/2007	11/5/2007	11/13/2007	3	8	11
PCB	%	SB-350-0001DL	A7K030180006	NM	11/2/2007	11/5/2007	11/13/2007	3	8	11
PCB	%	SB-349-0001DL	A7K030180005	NM	11/2/2007	11/5/2007	11/13/2007	3	8	11
PCB	%	SB-348-0001DL	A7K030180004	NM	11/2/2007	11/5/2007	11/13/2007	3	8	11
PCB	%	SB-364-0001DL	A7K030180020	NM	11/2/2007	11/5/2007	11/13/2007	3	8	11
PCB	%	SB-346-0001DL	A7K030180002	NM	11/2/2007	11/5/2007	11/13/2007	3	8	11
PCB	%	SB-347-0001DL	A7K030180003	NM	11/2/2007	11/5/2007	11/13/2007	3	8	11
PCB	UG/KG	SB-355-0001DL	A7K030180011	NM	11/2/2007	11/5/2007	11/13/2007	3	8	11
PCB	UG/KG	SB-354-0001DL	A7K030180010	NM	11/2/2007	11/5/2007	11/13/2007	3	8	11
PCB	UG/KG	SB-364-0001DL	A7K030180020	NM	11/2/2007	11/5/2007	11/13/2007	3	8	11
PCB	UG/KG	SB-363-0001DL	A7K030180019	NM	11/2/2007	11/5/2007	11/13/2007	3	8	11
PCB	UG/KG	SB-362-0001DL	A7K030180018	NM	11/2/2007	11/5/2007	11/13/2007	3	8	11
PCB	UG/KG	SB-361-0001DL	A7K030180017	NM	11/2/2007	11/5/2007	11/13/2007	3	8	11
PCB	UG/KG	SB-360-0001DL	A7K030180016	NM	11/2/2007	11/5/2007	11/13/2007	3	8	11
PCB	UG/KG	SB-359-0001DL	A7K030180015	NM	11/2/2007	11/5/2007	11/13/2007	3	8	11
PCB	UG/KG	SB-358-0001DL	A7K030180014	NM	11/2/2007	11/5/2007	11/13/2007	3	8	11
PCB	UG/KG	SB-353-0001DL	A7K030180009	NM	11/2/2007	11/5/2007	11/13/2007	3	8	11
PCB	UG/KG	SB-356-0001DL	A7K030180012	NM	11/2/2007	11/5/2007	11/13/2007	3	8	11

SORT	UNITS	NSAMPLE	LAB_ID	QC_TYPE	SAMP_DATE	EXTR_DATE	ANAL_DATE	SMP_EXTR	EXTR_ANL	SMP_ANL
PCB	UG/KG	SB-345-0001	A7K030180001	NM	11/2/2007	11/5/2007	11/13/2007	3	8	11
PCB	UG/KG	SB-352-0001DL	A7K030180008	NM	11/2/2007	11/5/2007	11/13/2007	3	8	11
PCB	UG/KG	SB-351-0001DL	A7K030180007	NM	11/2/2007	11/5/2007	11/13/2007	3	8	11
PCB	UG/KG	SB-350-0001DL	A7K030180006	NM	11/2/2007	11/5/2007	11/13/2007	3	8	11
PCB	UG/KG	SB-349-0001DL	A7K030180005	NM	11/2/2007	11/5/2007	11/13/2007	3	8	11
PCB	UG/KG	SB-348-0001DL	A7K030180004	NM	11/2/2007	11/5/2007	11/13/2007	3	8	11
PCB	UG/KG	SB-347-0001DL	A7K030180003	NM	11/2/2007	11/5/2007	11/13/2007	3	8	11
PCB	UG/KG	SB-346-0001DL	A7K030180002	NM	11/2/2007	11/5/2007	11/13/2007	3	8	11
PCB	UG/KG	SB-357-0001DL	A7K030180013	NM	11/2/2007	11/5/2007	11/13/2007	3	8	11

HOLDTIME

SDG 7K03180

SORT	UNITS	NSAMPLE	LAB_ID	QC_TYPE	SAMP_DATE	EXTR_DATE	ANAL_DATE	SMP_EXTR	EXTR_ANL	SMP_ANL
PCS	%	SB-350-0001	A7K030180006	NM	11/2/2007	11/7/2007	11/8/2007	5	1	6
PCS	%	SB-346-0001	A7K030180002	NM	11/2/2007	11/7/2007	11/8/2007	5	1	6
PCS	%	SB-347-0001	A7K030180003	NM	11/2/2007	11/7/2007	11/8/2007	5	1	6
PCS	%	SB-364-0001	A7K030180020	NM	11/2/2007	11/7/2007	11/8/2007	5	1	6
PCS	%	SB-349-0001	A7K030180005	NM	11/2/2007	11/7/2007	11/8/2007	5	1	6
PCS	%	SB-345-0001	A7K030180001	NM	11/2/2007	11/7/2007	11/8/2007	5	1	6
PCS	%	SB-351-0001	A7K030180007	NM	11/2/2007	11/7/2007	11/8/2007	5	1	6
PCS	%	SB-352-0001	A7K030180008	NM	11/2/2007	11/7/2007	11/8/2007	5	1	6
PCS	%	SB-353-0001	A7K030180009	NM	11/2/2007	11/7/2007	11/8/2007	5	1	6
PCS	%	SB-354-0001	A7K030180010	NM	11/2/2007	11/7/2007	11/8/2007	5	1	6
PCS	%	SB-356-0001	A7K030180012	NM	11/2/2007	11/7/2007	11/8/2007	5	1	6
PCS	%	SB-357-0001	A7K030180013	NM	11/2/2007	11/7/2007	11/8/2007	5	1	6
PCS	%	SB-358-0001	A7K030180014	NM	11/2/2007	11/7/2007	11/8/2007	5	1	6
PCS	%	SB-359-0001	A7K030180015	NM	11/2/2007	11/7/2007	11/8/2007	5	1	6
PCS	%	SB-360-0001	A7K030180016	NM	11/2/2007	11/7/2007	11/8/2007	5	1	6

SORT	UNITS	NSAMPLE	LAB_ID	QC_TYPE	SAMP_DATE	EXTR_DATE	ANAL_DATE	SMP_EXTR	EXTR_ANL	SMP_ANL
PCS	%	SB-361-0001	A7K030180017	NM	11/2/2007	11/7/2007	11/8/2007	5	1	6
PCS	%	SB-362-0001	A7K030180018	NM	11/2/2007	11/7/2007	11/8/2007	5	1	6
PCS	%	SB-363-0001	A7K030180019	NM	11/2/2007	11/7/2007	11/8/2007	5	1	6
PCS	%	SB-355-0001	A7K030180011	NM	11/2/2007	11/7/2007	11/8/2007	5	1	6
PCS	%	SB-348-0001	A7K030180004	NM	11/2/2007	11/7/2007	11/8/2007	5	1	6
PCB	%	SB-363-0001DL	A7K030180019	NM	11/2/2007	11/5/2007	11/13/2007	3	8	11
PCB	%	SB-355-0001DL	A7K030180011	NM	11/2/2007	11/5/2007	11/13/2007	3	8	11
PCB	%	SB-345-0001	A7K030180001	NM	11/2/2007	11/5/2007	11/13/2007	3	8	11
PCB	%	SB-356-0001DL	A7K030180012	NM	11/2/2007	11/5/2007	11/13/2007	3	8	11
PCB	%	SB-357-0001DL	A7K030180013	NM	11/2/2007	11/5/2007	11/13/2007	3	8	11
PCB	%	SB-358-0001DL	A7K030180014	NM	11/2/2007	11/5/2007	11/13/2007	3	8	11
PCB	%	SB-359-0001DL	A7K030180015	NM	11/2/2007	11/5/2007	11/13/2007	3	8	11
PCB	%	SB-360-0001DL	A7K030180016	NM	11/2/2007	11/5/2007	11/13/2007	3	8	11
PCB	%	SB-362-0001DL	A7K030180018	NM	11/2/2007	11/5/2007	11/13/2007	3	8	11
PCB	%	SB-361-0001DL	A7K030180017	NM	11/2/2007	11/5/2007	11/13/2007	3	8	11
PCB	%	SB-354-0001DL	A7K030180010	NM	11/2/2007	11/5/2007	11/13/2007	3	8	11
PCB	%	SB-353-0001DL	A7K030180009	NM	11/2/2007	11/5/2007	11/13/2007	3	8	11
PCB	%	SB-352-0001DL	A7K030180008	NM	11/2/2007	11/5/2007	11/13/2007	3	8	11

SORT	UNITS	NSAMPLE	LAB_ID	QC_TYPE	SAMP_DATE	EXTR_DATE	ANAL_DATE	SMP_EXTR	EXTR_ANL	SMP_ANL
PCB	%	SB-351-0001DL	A7K030180007	NM	11/2/2007	11/5/2007	11/13/2007	3	8	11
PCB	%	SB-350-0001DL	A7K030180006	NM	11/2/2007	11/5/2007	11/13/2007	3	8	11
PCB	%	SB-349-0001DL	A7K030180005	NM	11/2/2007	11/5/2007	11/13/2007	3	8	11
PCB	%	SB-348-0001DL	A7K030180004	NM	11/2/2007	11/5/2007	11/13/2007	3	8	11
PCB	%	SB-364-0001DL	A7K030180020	NM	11/2/2007	11/5/2007	11/13/2007	3	8	11
PCB	%	SB-346-0001DL	A7K030180002	NM	11/2/2007	11/5/2007	11/13/2007	3	8	11
PCB	%	SB-347-0001DL	A7K030180003	NM	11/2/2007	11/5/2007	11/13/2007	3	8	11
PCB	UG/KG	SB-355-0001DL	A7K030180011	NM	11/2/2007	11/5/2007	11/13/2007	3	8	11
PCB	UG/KG	SB-354-0001DL	A7K030180010	NM	11/2/2007	11/5/2007	11/13/2007	3	8	11
PCB	UG/KG	SB-364-0001DL	A7K030180020	NM	11/2/2007	11/5/2007	11/13/2007	3	8	11
PCB	UG/KG	SB-363-0001DL	A7K030180019	NM	11/2/2007	11/5/2007	11/13/2007	3	8	11
PCB	UG/KG	SB-362-0001DL	A7K030180018	NM	11/2/2007	11/5/2007	11/13/2007	3	8	11
PCB	UG/KG	SB-361-0001DL	A7K030180017	NM	11/2/2007	11/5/2007	11/13/2007	3	8	11
PCB	UG/KG	SB-360-0001DL	A7K030180016	NM	11/2/2007	11/5/2007	11/13/2007	3	8	11
PCB	UG/KG	SB-359-0001DL	A7K030180015	NM	11/2/2007	11/5/2007	11/13/2007	3	8	11
PCB	UG/KG	SB-358-0001DL	A7K030180014	NM	11/2/2007	11/5/2007	11/13/2007	3	8	11
PCB	UG/KG	SB-353-0001DL	A7K030180009	NM	11/2/2007	11/5/2007	11/13/2007	3	8	11
PCB	UG/KG	SB-356-0001DL	A7K030180012	NM	11/2/2007	11/5/2007	11/13/2007	3	8	11

SORT	UNITS	NSAMPLE	LAB_ID	QC_TYPE	SAMP_DATE	EXTR_DATE	ANAL_DATE	SMP_EXTR	EXTR_ANL	SMP_ANL
PCB	UG/KG	SB-345-0001	A7K030180001	NM	11/2/2007	11/5/2007	11/13/2007	3	8	11
PCB	UG/KG	SB-352-0001DL	A7K030180008	NM	11/2/2007	11/5/2007	11/13/2007	3	8	11
PCB	UG/KG	SB-351-0001DL	A7K030180007	NM	11/2/2007	11/5/2007	11/13/2007	3	8	11
PCB	UG/KG	SB-350-0001DL	A7K030180006	NM	11/2/2007	11/5/2007	11/13/2007	3	8	11
PCB	UG/KG	SB-349-0001DL	A7K030180005	NM	11/2/2007	11/5/2007	11/13/2007	3	8	11
PCB	UG/KG	SB-348-0001DL	A7K030180004	NM	11/2/2007	11/5/2007	11/13/2007	3	8	11
PCB	UG/KG	SB-347-0001DL	A7K030180003	NM	11/2/2007	11/5/2007	11/13/2007	3	8	11
PCB	UG/KG	SB-346-0001DL	A7K030180002	NM	11/2/2007	11/5/2007	11/13/2007	3	8	11
PCB	UG/KG	SB-357-0001DL	A7K030180013	NM	11/2/2007	11/5/2007	11/13/2007	3	8	11

TestAmerica

THE LEADER IN ENVIRONMENTAL TESTING

ANALYTICAL REPORT

PROJECT NO. 112IC00998

LMC MR
SDG #: 7K03180

Michael Martin

Tetra Tech NUS Inc
20251 Century Blvd
Suite 200
Germantown, MD 20874

TESTAMERICA LABORATORIES, INC.

Patrick J. O'Meara
Project Manager

November 27, 2007

4101 Shuffel Street, N.W. North Canton, OH 44720 tel 330.497.9396 fax 330.497.0772 www.testamericainc.com

TestAmerica

THE LEADER IN ENVIRONMENTAL TESTING

CASE NARRATIVE

CASE NARRATIVE

7K03180

The following report contains the analytical results for twenty solid samples submitted to TestAmerica North Canton by Tetra Tech NUS Inc from the LMC MR Site, project number 112IC00998. The samples were received November 03, 2007, according to documented sample acceptance procedures.

This SDG consists of (1) laboratory ID: A7K030180.

TestAmerica utilizes USEPA approved methods in all analytical work. The samples presented in this report were analyzed for the parameter(s) listed on the analytical methods summary page in accordance with the method(s) indicated. Preliminary results were provided to Dev Murali, John Poremba and Michael Martin on November 15, 2007. A summary of QC data for these analyses is included at the back of the report.

TestAmerica North Canton attests to the validity of the laboratory data generated by TestAmerica facilities reported herein. All analyses performed by TestAmerica facilities were done using established laboratory SOPs that incorporate QA/QC procedures described in the applicable methods. TestAmerica's operations groups have reviewed the data for compliance with the laboratory QA/QC plan, and data have been found to be compliant with laboratory protocols unless otherwise noted below.

All solid sample results are reported on an "as received" basis unless otherwise indicated by a dry weight adjustment footnote at the bottom of the analytical report page. The list of parameters, which are never reported on a dry weight basis, is included on the Sample Summary.

The test results in this report meet all NELAP requirements for parameters for which accreditation is required or available. Any exceptions to NELAP requirements are noted in this report. Pursuant to NELAP, this report may not be reproduced, except in full, without the written approval of the laboratory.

Please refer to the Quality Control Elements Narrative following this case narrative for additional quality control information.

If you have any questions, please call the Project Manager, Patrick J. O'Meara, at 330-497-9396.

This report is sequentially paginated. The final page of the report is labeled as "END OF REPORT."

CASE NARRATIVE (continued)

SUPPLEMENTAL QC INFORMATION

SAMPLE RECEIVING

The temperature of the cooler upon sample receipt was 2.6°C.

See TestAmerica's Cooler Receipt Form for additional information.

POLYCHLORINATED BIPHENYLS-8082

The matrix spike/matrix spike duplicate(s) for sample(s) SB-364-0001 had recoveries outside acceptance limits. However, since the associated method blank(s) and laboratory control sample(s) were in control, no corrective action was necessary.

GENERAL CHEMISTRY

The analytical results met the requirements of the laboratory's QA/QC program.

QUALITY CONTROL ELEMENTS NARRATIVE

TestAmerica North Canton (formerly STL North Canton) conducts a quality assurance/quality control (QA/QC) program designed to provide scientifically valid and legally defensible data. Toward this end, several types of quality control indicators are incorporated into the QA/QC program, which is described in detail in QA Policy, QA-003. These indicators are introduced into the sample testing process to provide a mechanism for the assessment of the analytical data.

QC BATCH

Environmental samples are taken through the testing process in groups called QUALITY CONTROL BATCHES (QC batches). A QC batch contains up to twenty environmental samples of a similar matrix (water, soil) that are processed using the same reagents and standards. TestAmerica North Canton (formerly STL North Canton) requires that each environmental sample be associated with a QC batch.

Several quality control samples are included in each QC batch and are processed identically to the twenty environmental samples.

For SW846/RCRA methods, QC samples include a METHOD BLANK (MB), a LABORATORY CONTROL SAMPLE (LCS) and, where appropriate, a MATRIX SPIKE/MATRIX SPIKE DUPLICATE (MS/MSD) pair or a MATRIX SPIKE/SAMPLE DUPLICATE (MS/DU) pair. If there is insufficient sample to perform an MS/MSD or an MS/DU, then a LABORATORY CONTROL SAMPLE DUPLICATE (LCSD) is included in the QC batch.

For 600 series/CWA methods, QC samples include a METHOD BLANK (MB), a LABORATORY CONTROL SAMPLE (LCS) and, where appropriate, a MATRIX SPIKE (MS). An MS is prepared and analyzed at a 10% frequency for GC Methods and at a 5% frequency for GC/MS methods.

LABORATORY CONTROL SAMPLE

The Laboratory Control Sample is a QC sample that is created by adding known concentrations of a full or partial set of target analytes to a matrix similar to that of the environmental samples in the QC batch. Multi peak responders may not be included in the target spike list due to co-elution. The LCS analyte recovery results are used to monitor the analytical process and provide evidence that the laboratory is performing the method within acceptable guidelines. All control analytes indicated by a bold type in the LCS must meet acceptance criteria. Failure to meet the established recovery guidelines requires the repreparation and reanalysis of all samples in the QC batch. Comparison of only the failed parameters from the first batch are evaluated. The only exception to the rework requirement is that if the LCS recoveries are biased high and the associated sample is ND (non-detected) for the parameter(s) of interest, the batch is acceptable.

At times, a Laboratory Control Sample Duplicate (LCSD) is also included in the QC batch. An LCSD is a QC sample that is created and handled identically to the LCS. Analyte recovery data from the LCSD is assessed in the same way as that of the LCS. The LCSD recoveries, together with the LCS recoveries, are used to determine the reproducibility (precision) of the analytical system. Precision data are expressed as relative percent differences (RPDs). If the RPD fails for an LCS/LCSD and yet the recoveries are within acceptance criteria, the batch is still acceptable.

METHOD BLANK

The Method Blank is a QC sample consisting of all the reagents used in analyzing the environmental samples contained in the QC batch. Method Blank results are used to determine if interference or contamination in the analytical system could lead to the reporting of false positive data or elevated analyte concentrations. All target analytes must be below the reporting limits (RL) or the associated sample(s) must be ND except under the following circumstances:

- Common organic contaminants may be present at concentrations up to 5 times the reporting limits. Common metals contaminants may be present at concentrations up to 2 times the reporting limit, or the reported blank concentration must be twenty fold less than the concentration reported in the associated environmental samples. (See common laboratory contaminants listed in the table.)

Volatile (GC or GC/MS)	Semivolatile (GC/MS)	Metals ICP-MS	Metals ICP Trace
Methylene Chloride, Acetone, 2-Butanone	Phthalate Esters	Copper, Iron, Zinc, Lead, Calcium, Magnesium, Potassium, Sodium, Barium, Chromium, Manganese	Copper, Iron, Zinc, Lead

QUALITY CONTROL ELEMENTS NARRATIVE (continued)

- Organic blanks will be accepted if compounds detected in the blank are present in the associated samples at levels 10 times the blank level. Inorganic blanks will be accepted if elements detected in the blank are present in the associated samples at 20 times the blank level.

- Blanks will be accepted if the compounds/elements detected are not present in any of the associated environmental samples.

Failure to meet these Method Blank criteria requires the repreparation and reanalysis of all samples in the QC batch.

MATRIX SPIKE/MATRIX SPIKE DUPLICATE

A Matrix Spike and a Matrix Spike Duplicate are a pair of environmental samples to which known concentrations of a full or partial set of target analytes are added. The MS/MSD results are determined in the same manner as the results of the environmental sample used to prepare the MS/MSD. The analyte recoveries and the relative percent differences (RPDs) of the recoveries are calculated and used to evaluate the effect of the sample matrix on the analytical results. Due to the potential variability of the matrix of each sample, the MS/MSD results may not have an immediate bearing on any samples except the one spiked; therefore, the associated batch MS/MSD may not reflect the same compounds as the samples contained in the analytical report. When these MS/MSD results fail to meet acceptance criteria, the data is evaluated. If the LCS is within acceptance criteria, the batch is considered acceptable.

For certain methods, a Matrix Spike/Sample Duplicate (MS/DU) may be included in the QC batch in place of the MS/MSD. For the parameters (i.e. pH, ignitability) where it is not possible to prepare a spiked sample, a Sample Duplicate may be included in the QC batch. However, a Sample Duplicate is less likely to provide usable precision statistics depending on the likelihood of finding concentrations below the standard reporting limit. When the Sample Duplicate result fails to meet acceptance criteria, the data is evaluated.

For certain methods (600 series methods/CWA), a Matrix Spike is required in place of a Matrix Spike/Matrix Spike Duplicate (MS/MSD) or Matrix Spike/Sample Duplicate (MS/DU).

The acceptance criteria do not apply to samples that are diluted.

SURROGATE COMPOUNDS

In addition to these batch-related QC indicators, each organic environmental and QC sample is spiked with surrogate compounds. Surrogates are organic chemicals that behave similarly to the analytes of interest and that are rarely present in the environment. Surrogate recoveries are used to monitor the individual performance of a sample in the analytical system.

If surrogate recoveries are biased high in the LCS, LCSD, or the Method Blank, and the associated sample(s) are ND, the batch is acceptable. Otherwise, if the LCS, LCSD, or Method Blank surrogate(s) fail to meet recovery criteria, the entire sample batch is reprepared and reanalyzed. If the surrogate recoveries are outside criteria for environmental samples, the samples will be reprepared and reanalyzed unless there is objective evidence of matrix interference or if the sample dilution is greater than the threshold outlined in the associated method SOP.

The acceptance criteria do not apply to samples that are diluted. All other surrogate recoveries will be reported.

For the GC/MS BNA methods, the surrogate criterion is that two of the three surrogates for each fraction must meet acceptance criteria. The third surrogate must have a recovery of ten percent or greater.

For the Pesticide and PCB methods, the surrogate criterion is that one of two surrogate compounds must meet acceptance criteria. The second surrogate must have a recovery of 10% or greater.

SAMPLE SUMMARY

7K03180 : A7K030180

WO #	SAMPLE#	CLIENT SAMPLE ID	SAMPLED DATE	SAMP TIME
KAHC9	001	SB-345-0001	11/02/07	07:30
KAHDA	002	SB-346-0001	11/02/07	07:35
KAHDC	003	SB-347-0001	11/02/07	07:37
KAHDD	004	SB-348-0001	11/02/07	07:39
KAHDF	005	SB-349-0001	11/02/07	07:45
KAHDG	006	SB-350-0001	11/02/07	07:50
KAHDH	007	SB-351-0001	11/02/07	07:54
KAHDJ	008	SB-352-0001	11/02/07	07:58
KAHDK	009	SB-353-0001	11/02/07	08:00
KAHDL	010	SB-354-0001	11/02/07	08:05
KAHDM	011	SB-355-0001	11/02/07	08:07
KAHDN	012	SB-356-0001	11/02/07	08:10
KAHDQ	013	SB-357-0001	11/02/07	08:25
KAHDT	014	SB-358-0001	11/02/07	08:26
KAHDW	015	SB-359-0001	11/02/07	08:30
KAHD0	016	SB-360-0001	11/02/07	08:32
KAHD1	017	SB-361-0001	11/02/07	08:37
KAHD2	018	SB-362-0001	11/02/07	08:41
KAHD3	019	SB-363-0001	11/02/07	08:43
KAHD4	020	SB-364-0001	11/02/07	08:45

NOTE(S):

- The analytical results of the samples listed above are presented on the following pages.
- All calculations are performed before rounding to avoid round-off errors in calculated results.
- Results noted as "ND" were not detected at or above the stated limit.
- This report must not be reproduced, except in full, without the written approval of the laboratory.
- Results for the following parameters are never reported on a dry weight basis: color, corrosivity, density, flashpoint, ignitability, layers, odor, paint filter test, pH, porosity pressure, reactivity, redox potential, specific gravity, spot tests, solids, solubility, temperature, viscosity, and weight.

Chain of Custody Record

SEVERN TRENT **STL**

Severn Trent Laboratories, Inc.

STL-4124 (0901)

Client	Project Manager	Date	Chain of Custody Number
TETRA TECH	M. MARTIN	11/2/07	322991
Address	**Telephone Number (Area Code)/Fax Number**	**Lab Number**	**Page** 2 **of**
20251 CENTURY BLVD #200	301-528-3022		
City / **State** / **Zip Code**	**Site Contact**	**Lab Contact**	
GERMANTOWN / MD / 20874	S. HADLEY	K. IVES	
Project Name and Location (State)	**Carrier/Waybill Number**		
LMC MR	COURIER		
Contract/Purchase Order/Quote No.			
1121C00998			

Sample I.D. No. and Description (Containers for each sample may be combined on one line)	Date	Time	Matrix: Air	Aqueous	Sed.	Soil	Containers & Preservatives: Unpres.	H_2SO_4	HNO_3	HCl	NaOH	ZnAc/NaOH	Analysis: PCBs	Special Instructions/ Conditions of Receipt
SB-357-0001	11/2/07	0825				X	1						X	
358		0826												
359		0830												
360		0832												
361		0837												
362		0841												
363		0843												
SB-364-0001		0845												
SB-364-0001 MS/SD	11/2/07	0845				X	1						X	

Possible Hazard Identification

☐ Non-Hazard ☐ Flammable ☐ Skin Irritant ☐ Poison B ☑ Unknown

Sample Disposal

☐ Return To Client ☑ Disposal By Lab ☐ Archive For _____ Months (A fee may be assessed if samples are retained longer than 1 month)

Turn Around Time Required

☐ 24 Hours ☐ 48 Hours ☐ 7 Days ☐ 14 Days ☐ 21 Days ☑ Other STND

QC Requirements (Specify)

	Date	Time		Date	Time
1. Relinquished By	11/2/07	1600	1. Received By	15-2-07	1600
2. Relinquished By	11/2/07	1700	2. Received By TAM	3 NOV 07	920
3. Relinquished By			3. Received By		

Comments

DISTRIBUTION: WHITE - Returned to Client with Report; CANARY - Stays with the Sample; PINK - Field Copy

TestAmerica North Canton

16

Chain of Custody Record

SEVERN TRENT **STL**

Severn Trent Laboratories, Inc.

STL-4124 (0901)

Client	Project Manager	Date	Chain of Custody Number
TETRA TECH	M. MARTIN	11/2/07	322990
Address	**Telephone Number (Area Code)/Fax Number**	**Lab Number**	**Page** 1 of
20251 CENTURY BLVD #200	301 - 528-3022		
City / **State** / **Zip Code**	**Site Contact**	**Lab Contact**	
GERMANTOWN / MD / 20874	S. HADLEY	K IVES	
Project Name and Location (State)	**Carrier/Waybill Number**		
LMC MR	COURIER		
Contract/Purchase Order/Quote No.			
11ZIC0099 8			

Sample I.D. No. and Description (Containers for each sample may be combined on one line)	Date	Time	Matrix: Air	Aqueous	Sed.	Soil	Containers & Preservatives: Unpres.	H2SO4	HNO3	HCl	NaOH	ZnAc/ NaOH	Analysis: PCBs	Special Instructions/ Conditions of Receipt
SB-345-0001	11/2/07	0730				X	1						X	
346		0735												
347		0737												
348		0739												
349		0745												
350		0750												
351		0754												
352		0758												
353		0800												
354		0805												
355		0807												
SB-356-0001	11/2/07	0810				X	1						X	

Possible Hazard Identification

☐ Non-Hazard ☐ Flammable ☐ Skin Irritant ☐ Poison B ☑ Unknown

Sample Disposal

☐ Return To Client ☑ Disposal By Lab ☐ Archive For _____ Months (A fee may be assessed if samples are retained longer than 1 month)

Turn Around Time Required

☐ 24 Hours ☐ 48 Hours ☐ 7 Days ☐ 14 Days ☐ 21 Days ☑ Other STND

QC Requirements (Specify)

	Date	Time
1. Relinquished By	11/2/07	1600
2. Relinquished By	11/2/07	1700
3. Relinquished By		

	Date	Time
1. Received By	11-2-07	1600
2. Received By TAL/NC	3/NOV/07	920
3. Received By		

Comments

DISTRIBUTION: WHITE - Returned to Client with Report; CANARY - Stays with the Sample; PINK - Field Copy

TestAmerica North Canton

TestAmerica Cooler Receipt Form/Narrative — Lot Number: 47K030180
North Canton Facility

Client TETRA TECH Project LMC MR Quote #

Cooler Received on 3 NOV 2007 Opened on 3 NOV 2007 By (Signature)

FedEx ☒ Client Drop Off ☐ UPS ☐ DHL ☐ FAS ☐ TestAmerica Courier ☐

Stetson ☐ US Cargo ☐ Other

TestAmerica Cooler # NO # Foam Box ☐ Client Cooler ☐ Other

1. Were custody seals on the outside of the cooler? Yes ☒ No ☐ Intact? Yes ☒ No ☐ NA ☐
   If YES, Quantity TWO
   Were custody seals on the outside of cooler signed and dated? Yes ☒ No ☐ NA ☐
   Were custody seals on the bottles? Yes ☐ No ☒
   If YES, are there any exceptions
2. Shipper's packing slip attached to this form? Yes ☒ No ☐
3. Did custody papers accompany the sample(s)? Yes ☒ No ☐ Relinquished by client? Yes ☒ No ☐
4. Did you sign the custody papers in the appropriate place? Yes ☒ No ☐
5. Packing material used: Bubble Wrap ☒ Foam ☐ None ☐ Other BAG ICE / PLASTIC
6. Cooler temperature upon receipt 2.0 °C (see back of form for multiple coolers/temps)

METHOD: IR ☒ Other ☐

COOLANT: Wet Ice ☒ Blue Ice ☐ Dry Ice ☐ Water ☐ None ☐

7. Did all bottles arrive in good condition (Unbroken)? Yes ☒ No ☐
8. Could all bottle labels and/or tags be reconciled with the COC? Yes ☐ No ☒
9. Were samples at the correct pH upon receipt? Yes ☐ No ☐ NA ☒
10. Were correct bottles used for the tests indicated? Yes ☒ No ☐
11. Were air bubbles >6 mm in any VOA vials? Yes ☐ No ☐ NA ☒
12. Sufficient quantity received to perform indicated analyses? Yes ☒ No ☐
13. Was a Trip Blank present in the cooler? Yes ☐ No ☒ Were VOAs on the COC? Yes ☐ No ☒

Contacted PM Date by via Voice Mail ☐ Verbal ☐ Other ☐

Concerning

14. CHAIN OF CUSTODY

The following discrepancies occurred:

RECVED 1X100ml LABELED SB-348-0001 11/2/07 @ 0737. RECONCILED AS SB-347-0001 11/2/07 @ 0737 PER COC

Will log ID per COC.

15. SAMPLE CONDITION

Sample(s) were received after the recommended holding time had expired.

Sample(s) were received in a broken container.

16. SAMPLE PRESERVATION

Sample(s) were further preserved in sample receiving to meet recommended pH level(s). *Nitric Acid Lot #071707-HNO3 - Sulfuric Acid Lot # 092006-H2SO4; Sodium Hydroxide Lot # 122805 -NaOH; Hydrochloric Acid Lot # 092006-HCl; Sodium Hydroxide and Zinc Acetate Lot # 050205-CH3COO2ZN/NaOH*

What time was preservative added to sample(s)?

Sample(s) were received with bubble > 6 mm in diameter (Notify PM)

Client ID	pH	Date	Initials

SW846 8082 SURROGATE RECOVERY

Lab Name: TestAmerica Laboratories, Inc. Client: Tetra Tech NUS, Inc

Lab Code: TALCAN SDG No: 7K03180

Lot #: A7K030180

Extraction: XXA63QH01

	CLIENT ID.	SRG01	SRG02	TOT OUT
01	SB-345-0001	76	112	00
02	SB-346-0001	84 D	122D	00
03	SB-347-0001	119D	174D	00
04	SB-348-0001	99 D	671D	01
05	SB-349-0001	97 D	123D	00
06	SB-350-0001	128D	363D	01
07	SB-351-0001	112D	506D	01
08	SB-352-0001	92 D	462D	01
09	SB-353-0001	138D	0.0D	02
10	SB-354-0001	142D	0.0D	02
11	SB-355-0001	352D	436D	02
12	SB-356-0001	80 D	261D	01
13	SB-357-0001	107D	103D	01
14	SB-358-0001	115D	743D	01
15	SB-359-0001	38 D	779D	01
16	SB-360-0001	112D	476D	01
17	SB-361-0001	0.0D	0.0D	02
18	SB-362-0001	93 D	244D	01
19	SB-363-0001	122D	426D	01
20	SB-364-0001	103D	348D	01
21	METHOD BLK. KAHWH1AA	86	78	00
22	LCS KAHWH1AC	88	87	00
23	SB-364-0001 D	102D	337D	01
24	SB-364-0001 S	57 D	431D	01

SURROGATES		QC LIMITS
SRG01	= Tetrachloro-m-xylene	(10-196)
SRG02	= Decachlorobiphenyl	(10-199)

\# Column to be used to flag recovery values
* Values outside of required QC Limits
D System monitoring Compound diluted out

FORM II

SW846 8082 METHOD BLANK SUMMARY

BLANK WORKORDER NO.: KAHWH1AA

Lab Name: TestAmerica Laboratories, Inc.

Lab Code: TALCAN SDG Number:7K03180

Lab File ID: 021F2101. Lot Number: A7K030180

Matrix: SOLID Extraction Method:

Date Extracted: 11/05/07

Date Analyzed(1): 11/13/07 Date Analyzed(2): N/A

Time Analyzed(1): 18:36 Time Analyzed(2): N/A

Instrument ID(1): P10 Instrument ID(2): N/A

GC Column(1): RTXOPPPEST ID: 032 GC Column(2): N/A ID: N/A

THIS METHOD BLANK APPLIES TO THE FOLLOWING SAMPLES, MS, AND MSD:

	CLIENT ID.	SAMPLE WORK ORDER #		DATE ANALYZED(1)	DATE ANALYZED(2)
01	SB-345-0001	KAHC91AC		11/13/07	N/A
02	SB-346-0001	KAHDA1AC		11/13/07	N/A
03	SB-347-0001	KAHDC1AC		11/13/07	N/A
04	SB-348-0001	KAHDD1AC		11/13/07	N/A
05	SB-349-0001	KAHDF1AC		11/13/07	N/A
06	SB-350-0001	KAHDG1AC		11/13/07	N/A
07	SB-351-0001	KAHDH1AC		11/13/07	N/A
08	SB-352-0001	KAHDJ1AC		11/13/07	N/A
09	SB-353-0001	KAHDK1AC		11/13/07	N/A
10	SB-354-0001	KAHDL1AC		11/13/07	N/A
11	SB-355-0001	KAHDM1AC		11/13/07	N/A
12	SB-356-0001	KAHDN1AC		11/13/07	N/A
13	SB-357-0001	KAHDQ1AC		11/13/07	N/A
14	SB-358-0001	KAHDT1AC		11/13/07	N/A
15	SB-359-0001	KAHDW1AC		11/13/07	N/A
16	SB-360-0001	KAHD01AC		11/13/07	N/A
17	SB-361-0001	KAHD11AC		11/13/07	N/A
18	SB-362-0001	KAHD21AC		11/13/07	N/A
19	SB-363-0001	KAHD31AC		11/13/07	N/A
20	SB-364-0001	KAHD41AC		11/13/07	N/A
21	SB-364-0001	KAHD41AF	S	11/13/07	N/A
22	SB-364-0001	KAHD41AG	D	11/13/07	N/A
23	CHECK SAMPLE	KAHWH1AC	C	11/13/07	N/A

COMMENTS:

FORM IV

METHOD BLANK REPORT

GC Semivolatiles

Client Lot #...: A7K030180 **Work Order #...:** KAHWH1AA **Matrix.....:** SOLID
MB Lot-Sample #: A7K050000-046

Prep Date.....: 11/05/07 **Final Wgt/Vol..:** 10 mL
Analysis Date..: 11/13/07 **Prep Batch #...:** 7309046
Dilution Factor: 1 **Initial Wgt/Vol:** 30 g

PARAMETER	RESULT	REPORTING LIMIT	UNITS	METHOD
Aroclor 1016	ND	33	ug/kg	SW846 8082
Aroclor 1221	ND	33	ug/kg	SW846 8082
Aroclor 1232	ND	33	ug/kg	SW846 8082
Aroclor 1242	ND	33	ug/kg	SW846 8082
Aroclor 1248	ND	33	ug/kg	SW846 8082
Aroclor 1254	ND	33	ug/kg	SW846 8082
Aroclor 1260	ND	33	ug/kg	SW846 8082

SURROGATE	PERCENT RECOVERY	RECOVERY LIMITS
Tetrachloro-m-xylene	86	(10 - 196)
Decachlorobiphenyl	78	(10 - 199)

NOTE(S):

Calculations are performed before rounding to avoid round-off errors in calculated results.

LABORATORY CONTROL SAMPLE EVALUATION REPORT

GC Semivolatiles

Client Lot #...: A7K030180 **Work Order #...:** KAHWH1AC **Matrix.....:** SOLID
LCS Lot-Sample#: A7K050000-046
Prep Date.....: 11/05/07 **Analysis Date..:** 11/13/07
Prep Batch #...: 7309046
Dilution Factor: 1 **Final Wgt/Vol..:** 10 mL
Initial Wgt/Vol: 30 g

PARAMETER	PERCENT RECOVERY	RECOVERY LIMITS	METHOD
Aroclor 1016	**82**	**(34 - 127)**	**SW846 8082**
Aroclor 1260	**88**	**(32 - 141)**	**SW846 8082**

SURROGATE	PERCENT RECOVERY	RECOVERY LIMITS
Tetrachloro-m-xylene	88	(10 - 196)
Decachlorobiphenyl	87	(10 - 199)

NOTE(S):

Calculations are performed before rounding to avoid round-off errors in calculated results.

Bold print denotes control parameters

LABORATORY CONTROL SAMPLE DATA REPORT

GC Semivolatiles

Client Lot #...: A7K030180 **Work Order #...:** KAHWH1AC **Matrix.....:** SOLID
LCS Lot-Sample#: A7K050000-046
Prep Date.....: 11/05/07 **Analysis Date..:** 11/13/07
Prep Batch #...: 7309046
Dilution Factor: 1 **Final Wgt/Vol..:** 10 mL
Initial Wgt/Vol: 30 g

PARAMETER	SPIKE AMOUNT	MEASURED AMOUNT	UNITS	PERCENT RECOVERY	METHOD
Aroclor 1016	**330**	**270**	**ug/kg**	**82**	**SW846 8082**
Aroclor 1260	**330**	**290**	**ug/kg**	**88**	**SW846 8082**

SURROGATE	PERCENT RECOVERY	RECOVERY LIMITS
Tetrachloro-m-xylene	88	(10 - 196)
Decachlorobiphenyl	87	(10 - 199)

NOTE(S):

Calculations are performed before rounding to avoid round-off errors in calculated results.

Bold print denotes control parameters

MATRIX SPIKE SAMPLE EVALUATION REPORT

GC Semivolatiles

Client Lot #...: A7K030180 **Work Order #...:** KAHD41AF-MS **Matrix.....:** SO
MS Lot-Sample #: A7K030180-020 KAHD41AG-MSD
Date Sampled...: 11/02/07 08:45 **Date Received..:** 11/03/07
Prep Date.....: 11/05/07 **Analysis Date..:** 11/13/07
Prep Batch #...: 7309046
Dilution Factor: 50 **Initial Wgt/Vol:** 30.02 g **Final Wgt/Vol..:** 10 mL

PARAMETER	PERCENT RECOVERY	RECOVERY LIMITS	RPD	RPD LIMITS	METHOD
Aroclor 1016	**131 DIL**	**(10 - 199)**			**SW846 8082**
	1170 DIL,	**(10 - 199)**	**14**	**(0-30)**	**SW846 8082**
Aroclor 1260	**646 DIL,a**	**(10 - 199)**			**SW846 8082**
	0.0 DIL,a	**(10 - 199)**	**0.0**	**(0-30)**	**SW846 8082**

SURROGATE	PERCENT RECOVERY	RECOVERY LIMITS
Tetrachloro-m-xylene	57 DIL	(10 - 196)
	102 DIL	(10 - 196)
Decachlorobiphenyl	431	(10 - 199)
	Qualifiers: DIL,*	
	337	(10 - 199)
	Qualifiers: DIL,*	

NOTE(S):

Calculations are performed before rounding to avoid round-off errors in calculated results.

Bold print denotes control parameters

DIL The concentration is estimated or not reported due to dilution or the presence of interfering analytes.

a Spiked analyte recovery is outside stated control limits.

Results and reporting limits have been adjusted for dry weight.

* Surrogate recovery is outside stated control limits.

MATRIX SPIKE SAMPLE DATA REPORT

GC Semivolatiles

Client Lot #...: A7K030180 **Work Order #...:** KAHD41AF-MS **Matrix.....:** SO
MS Lot-Sample #: A7K030180-020 KAHD41AG-MSD
Date Sampled...: 11/02/07 08:45 **Date Received..:** 11/03/07
Prep Date.....: 11/05/07 **Analysis Date..:** 11/13/07
Prep Batch #...: 7309046
Dilution Factor: 50 **Initial Wgt/Vol:** 30.02 g **Final Wgt/Vol..:** 10 mL

PARAMETER	SAMPLE AMOUNT	SPIKE AMT	MEASRD AMOUNT	UNITS	PERCNT RECVRY	RPD	METHOD
Aroclor 1016	**ND**	**420**		**ug/kg**	**131**		**SW846 8082**
	Qualifiers: DIL						
	ND	**41**		**ug/kg**	**1170**	**14**	**SW846 8082**
	Qualifiers: DIL,a						
Aroclor 1260	**12000**	**420**	**15000**	**ug/kg**	**646**		**SW846 8082**
	Qualifiers: DIL,a						
	12000	**420**	**11000**	**ug/kg**	**0.0**	**0.0**	**SW846 8082**
	Qualifiers: DIL,a						

SURROGATE	PERCENT RECOVERY	RECOVERY LIMITS
Tetrachloro-m-xylene	57 DIL	(10 - 196)
	102 DIL	(10 - 196)
Decachlorobiphenyl	431	(10 - 199)
	Qualifiers: DIL,*	
	337	(10 - 199)
	Qualifiers: DIL,*	

NOTE(S):

Calculations are performed before rounding to avoid round-off errors in calculated results.

Bold print denotes control parameters

DIL The concentration is estimated or not reported due to dilution or the presence of interfering analytes.

a Spiked analyte recovery is outside stated control limits.

Results and reporting limits have been adjusted for dry weight.

* Surrogate recovery is outside stated control limits.

Report Date : 10-Oct-2007 14:11

STL North Canton

INITIAL CALIBRATION DATA

Start Cal Date : 14-SEP-2007 15:17
End Cal Date : 10-OCT-2007 01:35
Quant Method : ESTD
Origin : Disabled
Target Version : 4.14
Integrator : Falcon
Method file : \\cansvr11\DD\chem\GCS\a2hp10.i\710091C-1.b\PCB10.m
Last Edit : 10-Oct-2007 14:09 serraa
Curve Type : Average

Calibration File Names:
Level 1: \\cansvr11\DD\chem\GCS\a2hp10.i\710091C-1.b\038F3801.D
Level 2: \\cansvr11\DD\chem\GCS\a2hp10.i\710091C-1.b\039F3901.D
Level 3: \\cansvr11\DD\chem\GCS\a2hp10.i\710091C-1.b\040F4001.D
Level 4: \\cansvr11\DD\chem\GCS\a2hp10.i\710091C-1.b\041F4101.D
Level 5: \\cansvr11\DD\chem\GCS\a2hp10.i\710091C-1.b\042F4201.D
Level 6: \\cansvr11\DD\chem\GCS\a2hp10.i\710091C-1.b\043F4301.D

Compound	0.05000 Level 1	0.10000 Level 2	0.20000 Level 3	0.50000 Level 4	1.000 Level 5	2.000 Level 6	___ RRF	% RSD	
2 AROCLOR-1221 (1)	678100	753730	691025	640198	621883	587058	661999	8.864	
(2)	486460	417000	354830	324334	287307	280975	358484	22.335	<-
(3)	1935960	1886340	1751380	1624940	1614415	1512056	1720849	9.679	<-
3 AROCLOR-1016 (1)	738140	688730	661085	641250	590896	554687	645798	10.257	
(2)	1180600	1102910	1074925	1032464	956096	896292	1040548	9.866	
(3)	2048180	1953320	1927230	1943544	1833867	1784738	1915147	4.883	
(4)	794520	713600	702735	684156	636405	617216	691439	9.109	
(5)	842160	803130	781010	759270	719439	695683	766782	7.037	
4 AROCLOR-1232 (1)	909420	759800	801615	752382	695680	698493	769565	10.312	
(2)	550940	508980	474295	481080	441697	436240	482205	8.924	
(3)	919860	876080	869335	862766	830448	827894	864397	3.915	
(4)	329400	310150	284120	273960	257524	252011	284527	10.624	
(5)	355720	356580	328375	319788	299196	293046	325451	8.319	
5 AROCLOR-1242 (1)	1188780	1095630	996815	955676	912315	993855	1023845	9.871	
(2)	1850160	1932410	1838105	1801868	1721974	1624316	1794805	6.016	
(3)	4549800	4254100	4029210	4017942	3942745	3613601	4067900	7.719	
(4)	2537540	2300550	2144135	2143750	2083180	1975266	2197403	8.974	
(5)	1872740	1791500	1665130	1624270	1571524	1495548	1670119	8.387	
6 AROCLOR-1248 (1)	1059440	933850	965705	923242	916200	886184	947437	6.399	
(2)	1107800	1007150	1037860	985462	965568	938387	1007038	5.958	
(3)	1546740	1446520	1427750	1375000	1363279	1317925	1412869	5.678	
(4)	946600	858930	854480	819962	799323	776194	842581	7.125	
(5)	627200	562890	546055	538706	529444	509476	552295	7.378	
7 AROCLOR-1254 (1)	826460	791160	753320	711906	696912	695009	745795	7.280	
(2)	1416380	1366390	1301955	1224660	1217626	1195399	1287068	6.980	
(3)	1792540	1898890	1834435	1761442	1783768	1740365	1801907	3.169	
(4)	1417560	1381880	1310430	1276862	1267377	1251647	1317626	5.115	
(5)	1618160	1623280	1541820	1511688	1515928	1471464	1547057	3.966	

Report Date : 10-Oct-2007 14:11

STL North Canton

INITIAL CALIBRATION DATA

Start Cal Date : 14-SEP-2007 15:17
End Cal Date : 10-OCT-2007 01:35
Quant Method : ESTD
Origin : Disabled
Target Version : 4.14
Integrator : Falcon
Method file : \\cansvr11\DD\chem\GCS\a2hp10.i\710091C-1.b\PCB10.m
Last Edit : 10-Oct-2007 14:09 serraa
Curve Type : Average

	Compound	0.05000 Level 1	0.10000 Level 2	0.20000 Level 3	0.50000 Level 4	1.000 Level 5	2.000 Level 6	___ RRF	% RSD	
8	AROCLOR-1260 (1)	3180860	3038230	3000710	2930810	2732604	2624020	2917872	7.046	
	(2)	5844480	5460170	5391810	5297106	4980783	4793397	5294624	7.011	
	(3)	5244780	5099250	5046105	4978016	4721476	4591578	4946867	4.950	
	(4)	7737060	6900710	6856545	6906292	6616813	6394635	6902009	6.602	
	(5)	3847540	3449700	3381540	3348944	3243204	3164055	3405831	7.019	
9	AROCLOR-1262 (1)	1112740	1109350	983425	1003246	951413	972456	1022105	6.938	
	(2)	1511140	1522570	1342595	1382294	1317340	1337690	1402272	6.510	
	(3)	1780220	1794110	1612085	1668702	1563287	1617112	1672586	5.675	
	(4)	3319320	3383230	3097430	3296254	3109510	3209141	3235814	3.609	
	(5)	1363960	1375810	1240770	1287444	1226640	1263144	1292961	4.885	
10	AROCLOR-1268 (1)	729480	711290	615475	642646	618481	588524	650983	8.713	
	(2)	4147760	4076870	3704450	4083982	3904123	3708627	3937635	4.988	
	(3)	3879660	3835340	3518520	3845300	3753593	3521614	3725671	4.417	
	(4)	3293700	3267220	2947545	3243182	3174266	2993644	3153260	4.683	
	(5)	10441220	10696290	9594670	10641734	10379413	9611009	10227389	4.870	
M 11	TOTAL PCB	+++++	+++++	+++++	+++++	+++++	+++++	+++++	+++++	<-
$ 1	TCMX	71926400	69253600	69552400	69891800	66106520	63416240	68357827	4.476	
$ 12	DCB	72339600	66344600	65454200	61427600	59264780	57453440	63714037	8.555	

Data File: \\CANSVR11\dd\chem\GCS\a2hp10.i\71113-1.b\002F0201.D
Report Date: 13-Nov-2007 13:57

TestAmerica North Canton

CONTINUING CALIBRATION COMPOUNDS

Instrument ID: a2hp10.i Injection Date: 13-NOV-2007 13:46
Lab File ID: 002F0201.D Init. Cal. Date(s): 14-SEP-2007 10-OCT-2007
Analysis Type: wipe Init. Cal. Times: 15:17 01:35
Lab Sample ID: E178 Quant Type: ESTD
Method: \\CANSVR11\dd\chem\GCS\a2hp10.i\71113-1.b\PCB10.m

COMPOUND	RRF / AMOUNT	RF0.500	MIN RRF	%D / %DRIFT	MAX %D / %DRIFT	CURVE TYPE	
$ 1 TCMX	68357827	61233960	0.010	10.42144	15.00000	Averaged	
3 AROCLOR-1016 (1)	645798	632628	0.010	2.03932	15.00000	Averaged	
(2)	1040548	981958	0.010	5.63067	15.00000	Averaged	
(3)	1915147	1759910	0.010	8.10572	15.00000	Averaged	
(4)	691439	617406	0.010	10.70704	15.00000	Averaged	
(5)	766782	682800	0.010	10.95253	15.00000	Averaged	
8 AROCLOR-1260 (1)	2917872	2551718	0.010	12.54868	15.00000	Averaged	
(2)	5294624	4672584	0.010	11.74852	15.00000	Averaged	
(3)	4946867	4308028	0.010	12.91402	15.00000	Averaged	
(4)	6902009	5927818	0.010	14.11460	15.00000	Averaged	
(5)	3405831	2794032	0.010	17.96327	15.00000	Averaged	<-
$ 12 DCB	63714037	46873080	0.010	26.43210	15.00000	Averaged	<-

Data File: \\CANSVR11\dd\chem\GCS\a2hp10.i\71113-1.b\022F2201.D
Report Date: 13-Nov-2007 19:02

TestAmerica North Canton

CONTINUING CALIBRATION COMPOUNDS

Instrument ID: a2hp10.i Injection Date: 13-NOV-2007 18:51
Lab File ID: 022F2201.D Init. Cal. Date(s): 14-SEP-2007 10-OCT-2007
Analysis Type: wipe Init. Cal. Times: 15:17 01:35
Lab Sample ID: E178 Quant Type: ESTD
Method: \\CANSVR11\dd\chem\GCS\a2hp10.i\71113-1.b\PCB10.m

COMPOUND	RRF / AMOUNT	MIN RF0.500	MIN RRF	MAX %D / %DRIFT	MAX %D / %DRIFT	CURVE TYPE
$ 1 TCMX	68357827	6258188	0.010	8.44958	15.00000	Averaged
3 AROCLOR-1016 (1)	645798	671728	0.010	-4.01520	15.00000	Averaged
(2)	1040548	1036914	0.010	0.34922	15.00000	Averaged
(3)	1915147	1897656	0.010	0.91327	15.00000	Averaged
(4)	691439	657944	0.010	4.84419	15.00000	Averaged
(5)	766782	730892	0.010	4.68060	15.00000	Averaged
8 AROCLOR-1260 (1)	2917872	2839838	0.010	2.67436	15.00000	Averaged
(2)	5294624	5226908	0.010	1.27896	15.00000	Averaged
(3)	4946867	4925180	0.010	0.43841	15.00000	Averaged
(4)	6902009	7015142	0.010	-1.63913	15.00000	Averaged
(5)	3405831	3372522	0.010	0.97798	15.00000	Averaged
$ 12 DCB	63714037	57355520	0.010	9.97977	15.00000	Averaged

Data File: \\CANSVR11\dd\chem\GCS\a2hp10.i\71113-1.b\032F3201.D
Report Date: 13-Nov-2007 21:35

TestAmerica North Canton

CONTINUING CALIBRATION COMPOUNDS

Instrument ID: a2hp10.i Injection Date: 13-NOV-2007 21:23
Lab File ID: 032F3201.D Init. Cal. Date(s): 14-SEP-2007 10-OCT-2007
Analysis Type: wipe Init. Cal. Times: 15:17 01:35
Lab Sample ID: E178 Quant Type: ESTD
Method: \\CANSVR11\dd\chem\GCS\a2hp10.i\71113-1.b\PCB10.m

COMPOUND	RRF / AMOUNT	RF0.500	MIN RRF	%D / %DRIFT	MAX %D / %DRIFT	CURVE TYPE
$ 1 TCMX	68357827	67343000	0.010	1.48458	15.00000	Averaged
3 AROCLOR-1016 (1)	645798	704670	0.010	-9.11618	15.00000	Averaged
(2)	1040548	1089320	0.010	-4.68716	15.00000	Averaged
(3)	1915147	2015196	0.010	-5.22412	15.00000	Averaged
(4)	691439	701808	0.010	-1.49969	15.00000	Averaged
(5)	766782	780606	0.010	-1.80286	15.00000	Averaged
8 AROCLOR-1260 (1)	2917872	3004638	0.010	-2.97359	15.00000	Averaged
(2)	5294624	5537744	0.010	-4.59182	15.00000	Averaged
(3)	4946867	5223720	0.010	-5.59652	15.00000	Averaged
(4)	6902009	7513064	0.010	-8.85329	15.00000	Averaged
(5)	3405831	3627314	0.010	-6.50307	15.00000	Averaged
$ 12 DCB	63714037	64518400	0.010	-1.26246	15.00000	Averaged

Sequence: C:\HPCHEM\1\SEQUENCE\71113.S

Sequence Parameters:

Operator:

Data File Naming:	Auto
Data Directory:	C:\HPCHEM\1\DATA\
Data Subdirectory:	71113
Part of Methods to run:	According to Runtime Checklist
Barcode Reader:	not used
Shutdown Cmd/Macro:	none

Sequence Comment:
D969 1660
D976 1232
D900 1242
D936 1248
D917 2154

Sequence Table (Front Injector):

Calibration Part:

Line	Vial	SampleName	Method	CalLev	Update RF	Update RT	Interval

Quantification Part:

Line	Vial	SampleName	SampleAmount	ISTDAmt	Multiplier	Dilution
1	1	HEX-E17E16				
2	2	E178,,2				
3	3	1232,,2				
4	4	1242,,2				
5	5	1248,,2				
6	6	2154,,2				
7	7	KAHC91AC				
8	8	KAHDA1AC,10				
9	9	KAHDC1AC,50				
10	10	KAHDD1AC,100				
11	11	KAHDF1AC,100				
12	12	KAHDG1AC,200				
13	13	KAHDH1AC,100				
14	14	KAHDJ1AC,50				
15	15	KAHDK1AC,20000				
16	16	KAHDL1AC,2000				
17	17	KAHDM1AC,500				
18	18	KAHDN1AC,100				
19	19	KAHDQ1AC,50				
20	20	KAHDT1AC,100				
21	21	KAHWH1AA				
22	22	E178,,2				

PASS F / PASS R

Front

PASS F / PASS R

Sequence: C:\HPCHEM\1\SEQUENCE\71113.S

Line	Vial	SampleName	SampleAmount	ISTDAmt	Multiplier	Dilution
23	23	KAHDW1AC,20				
24	24	KAHD01AC,100				
25	25	KAHD11AC,1000				
26	26	KAHD21AC,20				
27	27	KAHD31AC,100				
28	28	KAHD41AC,50				
29	29	KAHD41AF,50				
30	30	KAHD41AG,50				
31	31	KAHWH1AC				
32	32	E178,,2 PASS F / FAIL ↑ R				
33	33	KALJK1AC				
34	34	KALJK1AD,5				
35	35	KALKE1AC				
36	36	KALKH1AC				
37	37	KAPQC1AC				
38	38	KAPQD1AC				
39	39	KAPQE1AC				
40	40	KAPQH1AC				
41	41	KAPQJ1AC				
42	42	KA2KP1AA				
43	43	E178,,2 PASS F / R				
44	44	KATG71AC				
45	45	KATG81AC				
46	46	KATG91AC				
47	47	KAW681AC				
48	48	KAW7N1AA				
49	49	KAW7P1AE -X5				
50	50	KAW7P1AG,5				
51	51	E178,,2 PASS F / R				
52	52	KAW7T1AA HG/ST				
53	53	KA1L61AC				
54	54	KA1ME1AC				
55	55	KA1MF1AC				
56	56	KA2KP1AC,5				
57	57	E178,,2 PASS F / R				
58	58	KALKK1AA,5				
59	59	KALLJ1AA				
60	60	KALLR1AA,5				
61	61	KALL21AA,5				
62	62	KALL81AA,5				
63	63	KALMD1AA,20				
64	64	KALMH1AA - X2 / X5 GO ALREADY FLORISIL CLEANED				
65	65	KALMK1AA - X2 / X5 GO " "				
66	66	KALML1AA,2				
67	67	KALMN1AA,2				
68	68	KALND1AA				
69	69	KALNG1AA,5				
70	70	KALNL1AA				
71	71	KALNP1AA,5				
72	72	KALNR1AA				
73	73	KALN01AA				
74	74	KALN71AA,5				
75	75	KALPC1AA,5				
76	76	KAMW11AA				
77	77	KAMW11AC				
78	78	E178,,2 PASS F / PASS AVE R				
79	79	KAMW11AD				
80	80	E178,,2 PASS F / PASS R				

Front

TETRA TECH NUS, INC. **CALCULATION WORKSHEET** PAGE _____ OF _____

CLIENT	JOB NUMBER		
Martin State Airport	00887		
SUBJECT	PCB		
BASED ON	8082	DRAWING NUMBER	
BY	CHECKED BY	APPROVED BY	DATE
Edward Hedley			

SB-353-0001

Aroclor-1260 = 1,800,000 ug/Kg

$\frac{678643 \times 10,000 \times 20,000}{2917872 \times 30.06 \times 0.89} = 1,738,705$

$\frac{1255169 \times 10,000 \times 20,000}{5294624 \times 30.06 \times 0.89} = 1,772,221$

$\frac{1280046 \times 10,000 \times 20,000}{4946867 \times 30.06 \times 0.89} = 1,934,400$

$\frac{1467434 \times 10,000 \times 20,000}{6902009 \times 30.06 \times 0.89} = 1,589,403$

$\frac{997475 \times 10,000 \times 20,000}{3405831 \times 30.06 \times 0.89} = 2,189,424$

$9224153 / 5 = 1,844,830$ ug/Kg

Tetra Tech NUS, Inc

Client Sample ID: SB-353-0001

GC Semivolatiles

Lot-Sample #...:	A7K030180-009	**Work Order #...:**	KAHDK1AC	**Matrix.....:**	SO
Date Sampled...:	11/02/07 08:00	**Date Received..:**	11/03/07		
Prep Date.....:	11/05/07	**Analysis Date..:**	11/13/07		
Prep Batch #...:	7309046				
Dilution Factor:	20000	**Initial Wgt/Vol:**	30.06 g	**Final Wgt/Vol..:**	10 mL
% Moisture.....:	11	**Method.....:**	SW846 8082		

PARAMETER	RESULT	REPORTING LIMIT	UNITS
Aroclor 1016	ND	740000	ug/kg
Aroclor 1221	ND	740000	ug/kg
Aroclor 1232	ND	740000	ug/kg
Aroclor 1242	ND	740000	ug/kg
Aroclor 1248	ND	740000	ug/kg
Aroclor 1254	ND	740000	ug/kg
Aroclor 1260	**1800000**	**740000**	**ug/kg**

SURROGATE	PERCENT RECOVERY	RECOVERY LIMITS
Tetrachloro-m-xylene	13800 DIL,*	(10 - 196)
Decachlorobiphenyl	0.0 DIL,*	(10 - 199)

NOTE(S):

DIL The concentration is estimated or not reported due to dilution or the presence of interfering analytes.

* Surrogate recovery is outside stated control limits.

Results and reporting limits have been adjusted for dry weight.

Data File: \\CANSVR11\DD\chem\GCS\a2hp10.i\71113-1.b\015F1501.D
Report Date: 14-Nov-2007 09:07

TestAmerica North Canton

Data file : \\CANSVR11\DD\chem\GCS\a2hp10.i\71113-1.b\015F1501.D
Lab Smp Id: KAHDK1AC Client Smp ID: SB-353-0001
Inj Date : 13-NOV-2007 17:04
Operator : Inst ID: a2hp10.i
Smp Info : KAHDK1AC,20000
Misc Info :
Comment :
Method : \\CANSVR11\dd\chem\GCS\a2hp10.i\71113-1.b\PCB10.m
Meth Date : 14-Nov-2007 03:55 Quant Type: ESTD
Cal Date : 10-OCT-2007 01:35 Cal File: 043F4301.D
Als bottle: 15
Dil Factor: 20000.00000
Integrator: Falcon Compound Sublist: pcb.sub
Target Version: 4.14 Sample Matrix: SOIL
Processing Host: CANSVR11

Concentration Formula: Amt * DF * Vt/Vo * CpndVariable

Name	Value	Description
DF	20000.000	Dilution Factor
Vt	10000.000	final volume
Vo	30.060	initial volume
Cpnd Variable		Local Compound Variable

				CONCENTRATIONS ON-COL	FINAL		
RT	EXP RT	DLT RT	RESPONSE	(ng)	(ug/kg)	TARGET RANGE	RATIO
$ 1 TCMX					CAS #: 877-09-8		
1.179	1.270	-0.091	9407	1e-004	915.6		(R)
2 AROCLOR-1221					CAS #: 11104-28-2		

Peaks not detected for Quant. or Qual. signal(s).

3 AROCLOR-1016 CAS #: 12674-11-2

Peaks not detected for Quant. or Qual. signal(s).

4 AROCLOR-1232 CAS #: 11141-16-5

Peaks not detected for Quant. or Qual. signal(s).

Data File: \\CANSVR11\DD\chem\GCS\a2hp10.i\71113-1.b\015F1501.D
Report Date: 14-Nov-2007 09:07

RT	EXP RT	DLT RT	RESPONSE	CONCENTRATIONS ON-COL (ng)	CONCENTRATIONS FINAL (ug/kg)	TARGET RANGE	RATIO
5 AROCLOR-1242					CAS #: 53469-21-9		
Peaks not detected for Quant. or Qual. signal(s).							
6 AROCLOR-1248					CAS #: 12672-29-6		
Peaks not detected for Quant. or Qual. signal(s).							
7 AROCLOR-1254					CAS #: 11097-69-1		
Compound Not Detected							
8 AROCLOR-1260					CAS #: 11096-82-5		
4.141	4.139	0.002	678643	0.23258	1547000	80.00- 120.00	100.00(M)
4.438	4.437	0.001	1255169	0.23706	1577000	138.26- 230.44	184.95
4.722	4.721	0.001	1280046	0.25876	1722000	130.43- 217.39	188.62
5.435	5.434	0.001	1467434	0.21261	1414000	185.51- 309.18	216.23
5.720	5.718	0.002	997475	0.29287	1948000	89.11- 148.51	146.98
Average of Peak Concentrations =					1642000		
$ 12 DCB					CAS #: 2051-24-3		
Peaks not detected for Quant. or Qual. signal(s).							
M 11 TOTAL PCB					CAS #: 1336-36-3		
			0	0.24678	1642000		

QC Flag Legend

R - Spike/Surrogate failed recovery limits.
M - Compound response manually integrated.

Report Date : 10-Oct-2007 14:11

STL North Canton

INITIAL CALIBRATION DATA

Start Cal Date : 14-SEP-2007 15:17
End Cal Date : 10-OCT-2007 01:35
Quant Method : ESTD
Origin : Disabled
Target Version : 4.14
Integrator : Falcon
Method file : \\cansvr11\DD\chem\GCS\a2hp10.i\710091C-1.b\PCB10.m
Last Edit : 10-Oct-2007 14:09 serraa
Curve Type : Average

Compound	0.05000 Level 1	0.10000 Level 2	0.20000 Level 3	0.50000 Level 4	1.000 Level 5	2.000 Level 6	___ RRF	% RSD	
8 AROCLOR-1260 (1)	3180860	3038230	3000710	2930810	2732604	2624020	2917872	7.046	
(2)	5844480	5460170	5391810	5297106	4980783	4793397	5294624	7.011	
(3)	5244780	5099250	5046105	4978016	4721476	4591578	4946867	4.950	
(4)	7737060	6900710	6856545	6906292	6616813	6394635	6902009	6.602	
(5)	3847540	3449700	3381540	3348944	3243204	3164055	3405831	7.019	
9 AROCLOR-1262 (1)	1112740	1109350	983425	1003246	951413	972456	1022105	6.938	
(2)	1511140	1522570	1342595	1382294	1317340	1337690	1402272	6.510	
(3)	1780220	1794110	1612085	1668702	1563287	1617112	1672586	5.675	
(4)	3319320	3383230	3097430	3296254	3109510	3209141	3235814	3.609	
(5)	1363960	1375810	1240770	1287444	1226640	1263144	1292961	4.885	
10 AROCLOR-1268 (1)	729480	711290	615475	642646	618481	588524	650983	8.713	
(2)	4147760	4076870	3704450	4083982	3904123	3708627	3937635	4.988	
(3)	3879660	3835340	3518520	3845300	3753593	3521614	3725671	4.417	
(4)	3293700	3267220	2947545	3243182	3174266	2993644	3153260	4.683	
(5)	10441220	10696290	9594670	10641734	10379413	9611009	10227389	4.870	
M 11 TOTAL PCB	+++++	+++++	+++++	+++++	+++++	+++++	+++++	+++++	<-
$ 1 TCMX	71926400	69253600	69552400	69891800	66106520	63416240	68357827	4.476	
$ 12 DCB	72339600	66344600	65454200	61427600	59264780	57453440	63714037	8.555	

Tetra Tech NUS **INTERNAL CORRESPONDENCE**

TO : **MIKE MARTIN** **DATE:** **FEBRUARY 13, 2008**

FROM: **THOMAS JACKMAN** **COPIES:** **DV FILE**

SUBJECT: **ORGANIC DATA VALIDATION – VOCS/SVOCS/PCBS/TPH(C_{10}-C_{32})**
LOCKHEED MIDDLE RIVER FACILITY
SAMPLE DELIVERY GROUP (SDG) – 7K29236

SAMPLES: 30/Solid

SB-500-0001	SB-500-0406	SB-500-0810
SB-501-0001	SB-501-0406	SB-501-0810
SB-502-0001	SB-502-0406	SB-502-0810
SB-503-0001	SB-503-0406	SB-503-1012
SB-504-0001	SB-504-0406	SB-504-0810
SB-505-0001	SB-505-0406	SB-505-0810
SB-506-0001	SB-506-0406	SB-506-0810
SB-507-0001	SB-507-0406	SB-507-0810
SB-508-0001	SB-508-0406	SB-508-0810
DUP-01	DUP-02	DUP-03

Overview

This sample set for the Lockheed Middle River, SDG 7K29236, consists of 30 environmental soil samples. The samples were analyzed for Volatile Organic Compounds (VOCs), Semivolatile Organic Compounds (SVOCs), Polychlorinated Biphenyls(PCBs), and Total Petroleum Hydrocarbons (TPH, C_{10}-C_{32}). Three field duplicate pairs (SB-503-0001/DUP-01, SB-506-0001/DUP-02, and SB-508-0406/DUP-03) were included in this data set.

The samples were collected by Tetra Tech NUS, Inc. on November 27 and 28, 2007 and analyzed by Test America Laboratories, Inc. The samples were analyzed by SW-846 Methods 8260B, 8270C, 8082, and 8015B.

Summary

The findings in this report are based upon a general review of all available data including: data completeness, system performance, holding times, initial/continuing calibrations, laboratory method blank contamination, surrogate spike, matrix spike/matrix spike duplicate (MS/MSD) results, Laboratory Control Sample (LCS) results, compound identification, compound quantitation, and detection limits. Areas of concern are listed below; documentation supporting these findings is presented in Appendix C. Qualified analytical results are presented in Appendix A. Results as reported by the laboratory are presented in Appendix B.

Major Problems

- The initial calibration had a relative response factor (RRF) less than the 0.05 quality control criterion for tert-butyl alcohol on 12/03/07 @17:41 on instrument A3UX8A. Non-detected results for tert-butyl alcohol were rejected (UR) in all samples.

Minor Problems

- The following compounds were detected in laboratory method blanks at the following maximum concentrations

Compound	Level	Action Level
1,2,3-Trichlorobenzene	0.39 µg/kg	1.95 µg/kg
1,2,4-Trichlorobenzene	0.3 µg/kg	1.5 µg/kg
1,2,4-Trimethylbenzene	0.76 µg/kg	3.8 µg/kg
Naphthalene (as VOC)	0.64 µgkg	3.2 µg/kg
Methylene Chloride	10 µg/kg	100 µg/kg
n-Butylbenzene	0.81 µg/kg	4.05 µg/kg
Naphthalene(Med. Level VOC)	20 µgkg	100 µg/kg
1,2,3-Trichlorobenzene(Med. L.)	12 µg/kg	50 µg/kg
TPH (Batch # 7337051)	0.51 mg/kg	2.55 mg/kg
TPH (Batch # 7341042)	9.5 mg/kg	47.5 mg/kg
TPH (Batch # 7346454)	0.84 mg/kg	4.2 mg/kg

An action level of 10X the maximum blank concentration was used for methylene chloride, a common laboratory contaminant. An action level of 5X the maximum contaminant concentration was used for the other above mentioned analytes to evaluate laboratory or field contamination. Percent solids, dilution factors, and sample aliquots were taken into consideration in the application of all action levels, if applicable. TPH blank contamination was also qualified according to analytical batches.

Positive results for methylene chloride, naphthalene (low level VOC), 1,2,3-trichlorobenzene (low level), 1,2,4-trichlorobenzene, 1,2,4-trimethylbenzene, and TPH below the action level were qualified as false positives, "B".

In the VOC analysis, the 1,4-dichlorobenzene-d4 (IS3) internal standard area count for sample SB-503-0001 was below the lower QC limit. Nondetected results for compounds quantitated using this internal standard were qualified as estimated (UJ).

- The initial calibration had %RSDs > 30% quality control limit but < 50% quality control limit for acetone and methylene chloride on 12/03/07 @17:41 on instrument A3UX8A. Positive results for these analytes were qualified as estimated (J). Note that all positive results for methylene chloride were previously qualified (B) because of blank contamination, as discussed above.

- The TPH LCS recovery for batch 7341042 analyzed on 12/12/07 on instrument P7 exceeded the upper QC limit by 1%. The laboratory reanalyzed samples associated with this LCS with TPH concentrations exceeding the reporting limit. The reanalyses were performed outside of holding times. TPH results reported in the Qualified Analytical Results (Appendix A) are taken from the initial analyses. The results for these samples (except for sample SB-501-0001) were qualified (B) due to laboratory blank contamination. The TPH result in sample SB-501-0001 was qualified as estimated (J).

- The continuing calibration had the %D > 25% quality control limit but < 50% quality control limit for TPH on 12/06/07 @12:50 on instrument A2HP6. Positive results for TPH were qualified as estimated (J) in samples associated with this calibration.

- Positive results reported below the reporting limit (RL) but above the method detection limit (MDL) for the organic analyses were qualified as estimated (J).

Notes

In the VOC analysis, samples SB-501-0406, SB-501-0810, and SB-502-0810 were analyzed as medium level samples because of high concentrations of chlorobenzenes. Quantitation limits were elevated 50 to 500 times for these samples.

The continuing calibration had the %D > 25% quality control limit but < 50% quality control limit for vinyl acetate on 12/06/07 @11:46 on instrument A3UX8A. No validation actions were required because vinyl acetate was not positively detected in samples associated with this calibration.

The continuing calibration had the %D > 25% quality control limit but < 50% quality control limit for vinyl acetate on 12/07/07 @15:18 on instrument A3UX8A. No validation actions were required because vinyl acetate was not positively detected in samples associated with this calibration.

In the SVOC analysis, samples SB-501-0001, SB-502-0001, SB-502-0810, SB-503-0001, and SB-504-0406 were analyzed at dilution factors ranging from 5 to 20 because of high analytes concentrations (PAHs). The dilutions resulted in elevated quantitation limits for these samples.

The initial calibration had the %RSDs > 30% quality control limit but < 50% quality control limit for 2,4-dinitrophenol and 4,6-dinitro-2-methylphenol on 11/30/07 @07:26 on instrument A4AG2. No validation actions were required because these analytes were not positively detected in samples associated with this calibration.

The initial calibration had the %RSD > 30% quality control limit but < 50% quality control limit for 2,4-dinitrophenol on 12/03/07 @10:55 on instrument A4HP10. No validation actions were required because 2,4-dinitrophenol was not positively detected in samples associated with this calibration.

The MS/MSD RPD for pentachlorophenol for batch spiked sample KC4PF1AK analyzed on 12/02/07 on instrument A4AG2 slightly exceeded the QC limit. No validation actions were taken because the MS and MSD recoveries and the associated LCS result for pentachlorophenol were acceptable. In addition, the batch MS/MSDs may not be representative of the matrices of the environmental samples in this SDG.

The matrix spike (MS) recovery for pentachlorophenol in batch spiked sample KDALV1AD analyzed on 12/06/07 @ 18:30 on instrument A4HP10 was zero percent. No validation actions were taken because the MSD recovery was acceptable and the associated LCS result for pentachlorophenol was also acceptable. In addition, the batch MS/MSDs may not be representative of the matrices of the environmental samples in this SDG.

The MS/MSD RPD for n-nitrosodi-n-propylamine for batch spiked sample KDALV1AD analyzed on 12/06/07 on instrument A4HP10 slightly exceeded the QC limit. No validation actions were taken because the MS and MSD recoveries and the associated LCS result for n-nitrosodi-n-propylamine were acceptable. In addition, the batch MS/MSDs may not be representative of the matrices of the environmental samples in this SDG.

The MS/MSD RPD for Aroclor-1260 for spiked sample SB-500-0406 slightly exceeded the QC limit. No validation actions were taken because the MS and MSD recoveries and the associated LCS result for Aroclor-1260 were acceptable.

In the PCB analysis, samples SB-501-0001, SB-501-0406, SB-501-0810, SB-502-0001, SB-502-0406, SB-502-0810, SB-503-0001, SB-503-0406, SB-504-0001, SB-504-0406, SB-504-0810, SB-505-0001, and SB-505-0810 were analyzed at dilutions because of high concentrations of Aroclor-1260. The dilution factors ranged from 5 to 500 and resulted in elevated quantitation limits for these samples.

Aroclor-1260 was reported as positively detected in a number of samples on column CLPI. The laboratory did not confirm this result on a second column as specified by Method 8082. The lack of second column confirmation should not affect the identification of Aroclor-1260 because PCBs are identified by pattern recognition rather than by retention times. The chromatograms of the affected samples and associated standards are provided in Appendix C.

The TPH MSD recovery for sample SB-500-0001 MSD was very high (397%). No validation actions were necessary because the result in the unspiked sample was qualified (B) due to laboratory blank contamination.

The batch TPH MSD recovery for batch 73307051 analyzed on 12/06/07 on instrument P7 was zero. No validation actions were required because the MS recovery was acceptable and the concentration in the unspiked sample was approximately 3 times greater than the spike added. In addition, the batch MS/MSDs may not be representative of the matrices of the environmental samples in this SDG.

Executive Summary

Laboratory Performance: Methylene chloride, 1,2,3-Trichlorobenzene, 1,2,4-trichlorobenzene, 1,2,4-trimethylbenzene, naphthalene (as a VOC), n-butylbenzene, and TPH were detected in laboratory blanks. The RRF for tert-butyl alcohol was below the control limit resulting in the rejection of data. Initial calibration %RSDs for several VOCs and SVOCs exceeded the QC limits. Continuing calibration %Ds for several VOCs and TPH exceeded the QC limits. In the VOC analysis, the internal standard area count for one sample was below the lower QC limit resulting in the qualification of data.

Other Factors Affecting Data Quality: MS/MSD results failed to meet QC criteria in the SVOC, PCB, and TPH analyses. A number of VOC, SVOC, and PCB samples were analyzed at dilutions because of high analyte concentrations. The dilutions resulted in elevated quantitation limits for the affected samples.

The data for these analyses were reviewed with reference to the "Region III Modifications to the National Functional Guidelines for Organic Data Review" (9/94). The text of this report has been formulated to address only those problem areas affecting data quality.

Tetra Tech NUS
Thomas Jackman
Environmental Scientist

Tetra Tech NUS
Joseph A. Samchuck
Quality Assurance Officer

Attachments:

1. Appendix A - Qualified Analytical Results
2. Appendix B - Results as reported by the Laboratory
3. Appendix C - Support Documentation

Data Qualifier Key:

B	-	Positive result is considered to be an artifact of blank contamination and should not be considered present.
J	-	Positive result is considered estimated, "J", as a result of technical noncompliances.
U	-	Nondetected result.
UJ	-	Nondetected result is considered estimated, "UJ", as a result of technical noncompliances.
UR	-	Nondetected result is considered rejected, "UR", as a result of severe validation noncompliances.

APPENDIX A

QUALIFIED ANALYTICAL RESULTS

Data Validation Qualifier Codes:

A = Lab Blank Contamination
B = Field Blank Contamination
C = Calibration Noncompliance (e.g. % RSDs, %Ds, ICVs, CCVs, RRFs, etc.)
C01 = GC/MS Tuning Noncompliance
D = MS/MSD Recovery Noncompliance
E = LCS/LCSD Recovery Noncompliance
F = Lab Duplicate Imprecision
G = Field Duplicate Imprecision
H = Holding Time Exceedance
I = ICP Serial Dilution Noncompliance
J = GFAA PDS - GFAA MSA's $r < 0.995$ / ICP PDS Recovery Noncompliance
K = ICP Interference - includes ICS % R Noncompliance
L = Instrument Calibration Range Exceedance
M = Sample Preservation Noncompliance
N = Internal Standard Noncompliance
N01 = Internal Standard Recovery Noncompliance Dioxins
N02 = Recovery Standard Noncompliance Dioxins
N03 = Clean-up Standard Noncompliance Dioxins
O = Poor Instrument Performance (e.g. base-line drifting)
P = Uncertainty near detection limit (< 2 x IDL for inorganics and <CRQL for organics)
Q = Other problems (can encompass a number of issues; e.g. chromatography,interferences, etc.)
R = Surrogates Recovery Noncompliance
S = Pesticide/PCB Resolution
T = % Breakdown Noncompliance for DDT and Endrin
U = % Difference between columns/detectors >25% for positive results determined via GC/HPLC
V = Non-linear calibrations; correlation coefficient $r < 0.995$
W = EMPC result
X = Signal to noise response drop
Y = Percent solids <30%
Z = Uncertainty at 2 sigma deviation is greater than sample activity

PROJ_NO: 00887

SDG: 7K29236 MEDIA: SOIL DATA FRACTION: OV

nsample	DUP-01
samp_date	11/27/2007
lab_id	A7K290236019
qc_type	NM
units	UG/KG
Pct_Solids	77.0
DUP_OF:	SB-503-0001

Parameter	Result	Val Qual	Qual Code
1,1,1,2-TETRACHLOROETHANE	6.5	U	
1,1,1-TRICHLOROETHANE	6.5	U	
1,1,2,2-TETRACHLOROETHANE	6.5	U	
1,1,2-TRICHLOROTRIFLUOROETHANE	6.5	U	
1,1-DICHLOROETHANE	6.5	U	
1,1-DICHLOROETHENE	6.5	U	
1,1-DICHLOROPROPENE	6.5	U	
1,2,3-TRICHLOROBENZENE	6.5	U	
1,2,3-TRICHLOROPROPANE	6.5	U	
1,2,3-TRIMETHYLBENZENE	6.5	U	
1,2,4-TRICHLOROBENZENE	6.5	U	
1,2,4-TRIMETHYLBENZENE	6.5	U	
1,2-DIBROMO-3-CHLOROPROPANE	13	U	
1,2-DIBROMOETHANE	6.5	U	
1,2-DICHLOROBENZENE	6.5	U	
1,2-DICHLOROETHANE	6.5	U	
1,2-DICHLOROPROPANE	6.5	U	
1,3-DICHLOROBENZENE	6.5	U	
1,3-DICHLOROPROPANE	6.5	U	
1,4-DICHLOROBENZENE	6.5	U	
2,2-DICHLOROPROPANE	6.5	U	
2-BUTANONE	13	U	
2-CHLOROETHYL VINYL ETHER	13	U	
2-CHLOROTOLUENE	6.5	U	
2-HEXANONE	13	U	
4-CHLOROTOLUENE	6.5	U	
4-ISOPROPYLTOLUENE	6.5	U	
4-METHYL-2-PENTANONE	13	U	
ACETONE	13	U	
BENZENE	6.5	U	
BROMOBENZENE	6.5	U	
BROMOCHLOROMETHANE	6.5	U	

nsample	DUP-01
samp_date	11/27/2007
lab_id	A7K290236019
qc_type	NM
units	UG/KG
Pct_Solids	77.0
DUP_OF:	SB-503-0001

Parameter	Result	Val Qual	Qual Code
BROMODICHLOROMETHANE	6.5	U	
BROMOFORM	6.5	U	
BROMOMETHANE	6.5	U	
CARBON DISULFIDE	6.5	U	
CARBON TETRACHLORIDE	6.5	U	
CHLOROBENZENE	6.5	U	
CHLORODIBROMOMETHANE	6.5	U	
CHLOROETHANE	6.5	U	
CHLOROFORM	6.5	U	
CHLOROMETHANE	6.5	U	
CIS-1,2-DICHLOROETHENE	6.5	U	
CIS-1,3-DICHLOROPROPENE	6.5	U	
DIBROMOMETHANE	6.5	U	
DICHLORODIFLUOROMETHANE	6.5	U	
DIISOPROPYL ETHER	13	U	
ETHYL TERT-BUTYL ETHER	6.5	U	
ETHYLBENZENE	6.5	U	
HEXACHLOROBUTADIENE	6.5	U	
ISOPROPYLBENZENE	6.5	U	
M+P-XYLENES	13	U	
METHYL TERT-BUTYL ETHER	13	U	
METHYLENE CHLORIDE	3.2	B	A
NAPHTHALENE	6.5	U	
N-BUTYLBENZENE	6.5	U	
N-PROPYLBENZENE	6.5	U	
O-XYLENE	6.5	U	
SEC-BUTYLBENZENE	6.5	U	
STYRENE	6.5	U	
TERT-AMYL METHYL ETHER	6.5	U	
TERT-BUTYLBENZENE	6.5	U	
TERTIARY-BUTYL ALCOHOL	130	UR	C
TETRACHLOROETHENE	6.5	U	

nsample	DUP-01
samp_date	11/27/2007
lab_id	A7K290236019
qc_type	NM
units	UG/KG
Pct_Solids	77.0
DUP_OF:	SB-503-0001

Parameter	Result	Val Qual	Qual Code
TOLUENE	6.5	U	
TOTAL XYLENES	13	U	
TRANS-1,2-DICHLOROETHENE	6.5	U	
TRANS-1,3-DICHLOROPROPENE	6.5	U	
TRICHLOROETHENE	6.5	U	
TRICHLOROFLUOROMETHANE	6.5	U	
VINYL ACETATE	13	U	
VINYL CHLORIDE	6.5	U	

PROJ_NO: 00887

SDG: 7K29236 MEDIA: SOIL DATA FRACTION: OV

nsample	DUP-02
samp_date	11/28/2007
lab_id	A7K290236023
qc_type	NM
units	UG/KG
Pct_Solids	87.0
DUP_OF:	SB-506-0001

Parameter	Result	Val Qual	Qual Code
1,1,1,2-TETRACHLOROETHANE	5.8	U	
1,1,1-TRICHLOROETHANE	5.8	U	
1,1,2,2-TETRACHLOROETHANE	5.8	U	
1,1,2-TRICHLOROTRIFLUOROETHANE	5.8	U	
1,1-DICHLOROETHANE	5.8	U	
1,1-DICHLOROETHENE	5.8	U	
1,1-DICHLOROPROPENE	5.8	U	
1,2,3-TRICHLOROBENZENE	5.8	U	
1,2,3-TRICHLOROPROPANE	5.8	U	
1,2,3-TRIMETHYLBENZENE	5.8	U	
1,2,4-TRICHLOROBENZENE	5.8	U	
1,2,4-TRIMETHYLBENZENE	0.92	B	A
1,2-DIBROMO-3-CHLOROPROPANE	12	U	
1,2-DIBROMOETHANE	5.8	U	
1,2-DICHLOROBENZENE	5.8	U	
1,2-DICHLOROETHANE	5.8	U	
1,2-DICHLOROPROPANE	5.8	U	
1,3-DICHLOROBENZENE	5.8	U	
1,3-DICHLOROPROPANE	5.8	U	
1,4-DICHLOROBENZENE	5.8	U	
2,2-DICHLOROPROPANE	5.8	U	
2-BUTANONE	12	U	
2-CHLOROETHYL VINYL ETHER	12	U	
2-CHLOROTOLUENE	5.8	U	
2-HEXANONE	12	U	
4-CHLOROTOLUENE	5.8	U	
4-ISOPROPYLTOLUENE	5.8	U	
4-METHYL-2-PENTANONE	12	U	
ACETONE	12	U	
BENZENE	5.8	U	
BROMOBENZENE	5.8	U	
BROMOCHLOROMETHANE	5.8	U	

nsample	DUP-02
samp_date	11/28/2007
lab_id	A7K290236023
qc_type	NM
units	UG/KG
Pct_Solids	87.0
DUP_OF:	SB-506-0001

Parameter	Result	Val Qual	Qual Code
BROMODICHLOROMETHANE	5.8	U	
BROMOFORM	5.8	U	
BROMOMETHANE	5.8	U	
CARBON DISULFIDE	5.8	U	
CARBON TETRACHLORIDE	5.8	U	
CHLOROBENZENE	5.8	U	
CHLORODIBROMOMETHANE	5.8	U	
CHLOROETHANE	5.8	U	
CHLOROFORM	5.8	U	
CHLOROMETHANE	5.8	U	
CIS-1,2-DICHLOROETHENE	5.8	U	
CIS-1,3-DICHLOROPROPENE	5.8	U	
DIBROMOMETHANE	5.8	U	
DICHLORODIFLUOROMETHANE	5.8	U	
DIISOPROPYL ETHER	12	U	
ETHYL TERT-BUTYL ETHER	5.8	U	
ETHYLBENZENE	5.8	U	
HEXACHLOROBUTADIENE	5.8	U	
ISOPROPYLBENZENE	5.8	U	
M+P-XYLENES	12	U	
METHYL TERT-BUTYL ETHER	12	U	
METHYLENE CHLORIDE	2.1	B	A
NAPHTHALENE	5.8	U	
N-BUTYLBENZENE	5.8	U	
N-PROPYLBENZENE	5.8	U	
O-XYLENE	5.8	U	
SEC-BUTYLBENZENE	5.8	U	
STYRENE	5.8	U	
TERT-AMYL METHYL ETHER	5.8	U	
TERT-BUTYLBENZENE	5.8	U	
TERTIARY-BUTYL ALCOHOL	120	UR	C
TETRACHLOROETHENE	5.8	U	

nsample	DUP-02
samp_date	11/28/2007
lab_id	A7K290236023
qc_type	NM
units	UG/KG
Pct_Solids	87.0
DUP_OF:	SB-506-0001

Parameter	Result	Val Qual	Qual Code
TOLUENE	5.8	U	
TOTAL XYLENES	12	U	
TRANS-1,2-DICHLOROETHENE	5.8	U	
TRANS-1,3-DICHLOROPROPENE	5.8	U	
TRICHLOROETHENE	5.8	U	
TRICHLOROFLUOROMETHANE	5.8	U	
VINYL ACETATE	12	U	
VINYL CHLORIDE	5.8	U	

PROJ_NO: 00887

SDG: 7K29236 MEDIA: SOIL DATA FRACTION: OV

nsample	DUP-03
samp_date	11/28/2007
lab_id	A7K290236030
qc_type	NM
units	UG/KG
Pct_Solids	85.0
DUP_OF:	SB-508-0406

Parameter	Result	Val Qual	Qual Code
1,1,1,2-TETRACHLOROETHANE	5.9	U	
1,1,1-TRICHLOROETHANE	5.9	U	
1,1,2,2-TETRACHLOROETHANE	5.9	U	
1,1,2-TRICHLOROTRIFLUOROETHANE	5.9	U	
1,1-DICHLOROETHANE	5.9	U	
1,1-DICHLOROETHENE	5.9	U	
1,1-DICHLOROPROPENE	5.9	U	
1,2,3-TRICHLOROBENZENE	5.9	U	
1,2,3-TRICHLOROPROPANE	5.9	U	
1,2,3-TRIMETHYLBENZENE	5.9	U	
1,2,4-TRICHLOROBENZENE	5.9	U	
1,2,4-TRIMETHYLBENZENE	5.9	U	
1,2-DIBROMO-3-CHLOROPROPANE	12	U	
1,2-DIBROMOETHANE	5.9	U	
1,2-DICHLOROBENZENE	5.9	U	
1,2-DICHLOROETHANE	5.9	U	
1,2-DICHLOROPROPANE	5.9	U	
1,3-DICHLOROBENZENE	5.9	U	
1,3-DICHLOROPROPANE	5.9	U	
1,4-DICHLOROBENZENE	5.9	U	
2,2-DICHLOROPROPANE	5.9	U	
2-BUTANONE	12	U	
2-CHLOROETHYL VINYL ETHER	12	U	
2-CHLOROTOLUENE	5.9	U	
2-HEXANONE	12	U	
4-CHLOROTOLUENE	5.9	U	
4-ISOPROPYLTOLUENE	5.9	U	
4-METHYL-2-PENTANONE	12	U	
ACETONE	12	U	
BENZENE	5.9	U	
BROMOBENZENE	5.9	U	
BROMOCHLOROMETHANE	5.9	U	

nsample	DUP-03
samp_date	11/28/2007
lab_id	A7K290236030
qc_type	NM
units	UG/KG
Pct_Solids	85.0
DUP_OF:	SB-508-0406

Parameter	Result	Val Qual	Qual Code
BROMODICHLOROMETHANE	5.9	U	
BROMOFORM	5.9	U	
BROMOMETHANE	5.9	U	
CARBON DISULFIDE	5.9	U	
CARBON TETRACHLORIDE	5.9	U	
CHLOROBENZENE	5.9	U	
CHLORODIBROMOMETHANE	5.9	U	
CHLOROETHANE	5.9	U	
CHLOROFORM	5.9	U	
CHLOROMETHANE	5.9	U	
CIS-1,2-DICHLOROETHENE	5.9	U	
CIS-1,3-DICHLOROPROPENE	5.9	U	
DIBROMOMETHANE	5.9	U	
DICHLORODIFLUOROMETHANE	5.9	U	
DIISOPROPYL ETHER	12	U	
ETHYL TERT-BUTYL ETHER	5.9	U	
ETHYLBENZENE	5.9	U	
HEXACHLOROBUTADIENE	5.9	U	
ISOPROPYLBENZENE	5.9	U	
M+P-XYLENES	12	U	
METHYL TERT-BUTYL ETHER	12	U	
METHYLENE CHLORIDE	5.4	B	A
NAPHTHALENE	5.9	U	
N-BUTYLBENZENE	5.9	U	
N-PROPYLBENZENE	5.9	U	
O-XYLENE	5.9	U	
SEC-BUTYLBENZENE	5.9	U	
STYRENE	5.9	U	
TERT-AMYL METHYL ETHER	5.9	U	
TERT-BUTYLBENZENE	5.9	U	
TERTIARY-BUTYL ALCOHOL	120	UR	C
TETRACHLOROETHENE	5.9	U	

nsample	DUP-03
samp_date	11/28/2007
lab_id	A7K290236030
qc_type	NM
units	UG/KG
Pct_Solids	85.0
DUP_OF:	SB-508-0406

Parameter	Result	Val Qual	Qual Code
TOLUENE	5.9	U	
TOTAL XYLENES	12	U	
TRANS-1,2-DICHLOROETHENE	5.9	U	
TRANS-1,3-DICHLOROPROPENE	5.9	U	
TRICHLOROETHENE	5.9	U	
TRICHLOROFLUOROMETHANE	5.9	U	
VINYL ACETATE	12	U	
VINYL CHLORIDE	5.9	U	

PROJ_NO: 00887

SDG: 7K29236 MEDIA: SOIL DATA FRACTION: OV

nsample	SB-500-0001	nsample	SB-500-0001	nsample	SB-500-0001
samp_date	11/27/2007	samp_date	11/27/2007	samp_date	11/27/2007
lab_id	A7K290236001	lab_id	A7K290236001	lab_id	A7K290236001
qc_type	NM	qc_type	NM	qc_type	NM
units	UG/KG	units	UG/KG	units	UG/KG
Pct_Solids	88.0	Pct_Solids	88.0	Pct_Solids	88.0
DUP_OF:		DUP_OF:		DUP_OF:	

Parameter	Result	Val Qual	Qual Code
1,1,1,2-TETRACHLOROETHANE	5.7	U	
1,1,1-TRICHLOROETHANE	5.7	U	
1,1,2,2-TETRACHLOROETHANE	5.7	U	
1,1,2-TRICHLOROTRIFLUOROETHANE	5.7	U	
1,1-DICHLOROETHANE	5.7	U	
1,1-DICHLOROETHENE	5.7	U	
1,1-DICHLOROPROPENE	5.7	U	
1,2,3-TRICHLOROBENZENE	5.7	U	
1,2,3-TRICHLOROPROPANE	5.7	U	
1,2,3-TRIMETHYLBENZENE	5.7	U	
1,2,4-TRICHLOROBENZENE	0.76	B	A
1,2,4-TRIMETHYLBENZENE	0.89	B	A
1,2-DIBROMO-3-CHLOROPROPANE	11	U	
1,2-DIBROMOETHANE	5.7	U	
1,2-DICHLOROBENZENE	5.7	U	
1,2-DICHLOROETHANE	5.7	U	
1,2-DICHLOROPROPANE	5.7	U	
1,3-DICHLOROBENZENE	5.7	U	
1,3-DICHLOROPROPANE	5.7	U	
1,4-DICHLOROBENZENE	5.7	U	
2,2-DICHLOROPROPANE	5.7	U	
2-BUTANONE	11	U	
2-CHLOROETHYL VINYL ETHER	11	U	
2-CHLOROTOLUENE	5.7	U	
2-HEXANONE	11	U	
4-CHLOROTOLUENE	5.7	U	
4-ISOPROPYLTOLUENE	5.7	U	
4-METHYL-2-PENTANONE	11	U	
ACETONE	11	U	
BENZENE	5.7	U	
BROMOBENZENE	5.7	U	
BROMOCHLOROMETHANE	5.7	U	

Parameter	Result	Val Qual	Qual Code
BROMODICHLOROMETHANE	5.7	U	
BROMOFORM	5.7	U	
BROMOMETHANE	5.7	U	
CARBON DISULFIDE	5.7	U	
CARBON TETRACHLORIDE	5.7	U	
CHLOROBENZENE	5.7	U	
CHLORODIBROMOMETHANE	5.7	U	
CHLOROETHANE	5.7	U	
CHLOROFORM	5.7	U	
CHLOROMETHANE	5.7	U	
CIS-1,2-DICHLOROETHENE	5.7	U	
CIS-1,3-DICHLOROPROPENE	5.7	U	
DIBROMOMETHANE	5.7	U	
DICHLORODIFLUOROMETHANE	5.7	U	
DIISOPROPYL ETHER	11	U	
ETHYL TERT-BUTYL ETHER	5.7	U	
ETHYLBENZENE	5.7	U	
HEXACHLOROBUTADIENE	5.7	U	
ISOPROPYLBENZENE	5.7	U	
M+P-XYLENES	11	U	
METHYL TERT-BUTYL ETHER	11	U	
METHYLENE CHLORIDE	2.5	B	A
NAPHTHALENE	3.2	B	A
N-BUTYLBENZENE	5.7	U	
N-PROPYLBENZENE	5.7	U	
O-XYLENE	5.7	U	
SEC-BUTYLBENZENE	5.7	U	
STYRENE	5.7	U	
TERT-AMYL METHYL ETHER	5.7	U	
TERT-BUTYLBENZENE	5.7	U	
TERTIARY-BUTYL ALCOHOL	110	UR	C
TETRACHLOROETHENE	5.7	U	

Parameter	Result	Val Qual	Qual Code
TOLUENE	5.7	U	
TOTAL XYLENES	1.2	J	P
TRANS-1,2-DICHLOROETHENE	5.7	U	
TRANS-1,3-DICHLOROPROPENE	5.7	U	
TRICHLOROETHENE	5.7	U	
TRICHLOROFLUOROMETHANE	5.7	U	
VINYL ACETATE	11	U	
VINYL CHLORIDE	5.7	U	

PROJ_NO: 00887

SDG: 7K29236 MEDIA: SOIL DATA FRACTION: OV

nsample	SB-500-0406
samp_date	11/27/2007
lab_id	A7K290236002
qc_type	NM
units	UG/KG
Pct_Solids	89.0
DUP_OF:	

Parameter	Result	Val Qual	Qual Code
1,1,1,2-TETRACHLOROETHANE	5.6	U	
1,1,1-TRICHLOROETHANE	5.6	U	
1,1,2,2-TETRACHLOROETHANE	5.6	U	
1,1,2-TRICHLOROTRIFLUOROETHANE	5.6	U	
1,1-DICHLOROETHANE	5.6	U	
1,1-DICHLOROETHENE	5.6	U	
1,1-DICHLOROPROPENE	5.6	U	
1,2,3-TRICHLOROBENZENE	5.6	U	
1,2,3-TRICHLOROPROPANE	5.6	U	
1,2,3-TRIMETHYLBENZENE	1.7	J	P
1,2,4-TRICHLOROBENZENE	5.6	U	
1,2,4-TRIMETHYLBENZENE	4.4	J	P
1,2-DIBROMO-3-CHLOROPROPANE	11	U	
1,2-DIBROMOETHANE	5.6	U	
1,2-DICHLOROBENZENE	5.6	U	
1,2-DICHLOROETHANE	5.6	U	
1,2-DICHLOROPROPANE	5.6	U	
1,3-DICHLOROBENZENE	5.6	U	
1,3-DICHLOROPROPANE	5.6	U	
1,4-DICHLOROBENZENE	5.6	U	
2,2-DICHLOROPROPANE	5.6	U	
2-BUTANONE	11	U	
2-CHLOROETHYL VINYL ETHER	11	U	
2-CHLOROTOLUENE	5.6	U	
2-HEXANONE	11	U	
4-CHLOROTOLUENE	5.6	U	
4-ISOPROPYLTOLUENE	5.6	U	
4-METHYL-2-PENTANONE	11	U	
ACETONE	11	U	
BENZENE	5.6	U	
BROMOBENZENE	5.6	U	
BROMOCHLOROMETHANE	5.6	U	

nsample	SB-500-0406
samp_date	11/27/2007
lab_id	A7K290236002
qc_type	NM
units	UG/KG
Pct_Solids	89.0
DUP_OF:	

Parameter	Result	Val Qual	Qual Code
BROMODICHLOROMETHANE	5.6	U	
BROMOFORM	5.6	U	
BROMOMETHANE	5.6	U	
CARBON DISULFIDE	5.6	U	
CARBON TETRACHLORIDE	5.6	U	
CHLOROBENZENE	5.6	U	
CHLORODIBROMOMETHANE	5.6	U	
CHLOROETHANE	5.6	U	
CHLOROFORM	5.6	U	
CHLOROMETHANE	5.6	U	
CIS-1,2-DICHLOROETHENE	5.6	U	
CIS-1,3-DICHLOROPROPENE	5.6	U	
DIBROMOMETHANE	5.6	U	
DICHLORODIFLUOROMETHANE	5.6	U	
DIISOPROPYL ETHER	11	U	
ETHYL TERT-BUTYL ETHER	5.6	U	
ETHYLBENZENE	5.6	U	
HEXACHLOROBUTADIENE	5.6	U	
ISOPROPYLBENZENE	5.6	U	
M+P-XYLENES	2.1	J	P
METHYL TERT-BUTYL ETHER	11	U	
METHYLENE CHLORIDE	1.4	B	A
NAPHTHALENE	2.6	B	A
N-BUTYLBENZENE	5.6	U	
N-PROPYLBENZENE	5.6	U	
O-XYLENE	1.3	J	P
SEC-BUTYLBENZENE	5.6	U	
STYRENE	5.6	U	
TERT-AMYL METHYL ETHER	5.6	U	
TERT-BUTYLBENZENE	5.6	U	
TERTIARY-BUTYL ALCOHOL	110	UR	C
TETRACHLOROETHENE	5.6	U	

nsample	SB-500-0406
samp_date	11/27/2007
lab_id	A7K290236002
qc_type	NM
units	UG/KG
Pct_Solids	89.0
DUP_OF:	

Parameter	Result	Val Qual	Qual Code
TOLUENE	0.49	J	P
TOTAL XYLENES	3.4	J	P
TRANS-1,2-DICHLOROETHENE	5.6	U	
TRANS-1,3-DICHLOROPROPENE	5.6	U	
TRICHLOROETHENE	5.6	U	
TRICHLOROFLUOROMETHANE	5.6	U	
VINYL ACETATE	11	U	
VINYL CHLORIDE	5.6	U	

PROJ_NO: 00887

SDG: 7K29236 MEDIA: SOIL DATA FRACTION: OV

nsample	SB-500-0810	nsample	SB-500-0810	nsample	SB-500-0810
samp_date	11/27/2007	samp_date	11/27/2007	samp_date	11/27/2007
lab_id	A7K290236003	lab_id	A7K290236003	lab_id	A7K290236003
qc_type	NM	qc_type	NM	qc_type	NM
units	UG/KG	units	UG/KG	units	UG/KG
Pct_Solids	83.0	Pct_Solids	83.0	Pct_Solids	83.0
DUP_OF:		DUP_OF:		DUP_OF:	

Parameter	Result	Val Qual	Qual Code
1,1,1,2-TETRACHLOROETHANE	6	U	
1,1,1-TRICHLOROETHANE	6	U	
1,1,2,2-TETRACHLOROETHANE	6	U	
1,1,2-TRICHLOROTRIFLUOROETHANE	6	U	
1,1-DICHLOROETHANE	6	U	
1,1-DICHLOROETHENE	6	U	
1,1-DICHLOROPROPENE	6	U	
1,2,3-TRICHLOROBENZENE	6	U	
1,2,3-TRICHLOROPROPANE	6	U	
1,2,3-TRIMETHYLBENZENE	6	U	
1,2,4-TRICHLOROBENZENE	6	U	
1,2,4-TRIMETHYLBENZENE	6	U	
1,2-DIBROMO-3-CHLOROPROPANE	12	U	
1,2-DIBROMOETHANE	6	U	
1,2-DICHLOROBENZENE	6	U	
1,2-DICHLOROETHANE	6	U	
1,2-DICHLOROPROPANE	6	U	
1,3-DICHLOROBENZENE	6	U	
1,3-DICHLOROPROPANE	6	U	
1,4-DICHLOROBENZENE	6	U	
2,2-DICHLOROPROPANE	6	U	
2-BUTANONE	12	U	
2-CHLOROETHYL VINYL ETHER	12	U	
2-CHLOROTOLUENE	6	U	
2-HEXANONE	12	U	
4-CHLOROTOLUENE	6	U	
4-ISOPROPYLTOLUENE	6	U	
4-METHYL-2-PENTANONE	12	U	
ACETONE	12	U	
BENZENE	6	U	
BROMOBENZENE	6	U	
BROMOCHLOROMETHANE	6	U	

Parameter	Result	Val Qual	Qual Code
BROMODICHLOROMETHANE	6	U	
BROMOFORM	6	U	
BROMOMETHANE	6	U	
CARBON DISULFIDE	6	U	
CARBON TETRACHLORIDE	6	U	
CHLOROBENZENE	6	U	
CHLORODIBROMOMETHANE	6	U	
CHLOROETHANE	6	U	
CHLOROFORM	6	U	
CHLOROMETHANE	6	U	
CIS-1,2-DICHLOROETHENE	6	U	
CIS-1,3-DICHLOROPROPENE	6	U	
DIBROMOMETHANE	6	U	
DICHLORODIFLUOROMETHANE	6	U	
DIISOPROPYL ETHER	12	U	
ETHYL TERT-BUTYL ETHER	6	U	
ETHYLBENZENE	6	U	
HEXACHLOROBUTADIENE	6	U	
ISOPROPYLBENZENE	6	U	
M+P-XYLENES	12	U	
METHYL TERT-BUTYL ETHER	12	U	
METHYLENE CHLORIDE	3	B	A
NAPHTHALENE	6	U	
N-BUTYLBENZENE	6	U	
N-PROPYLBENZENE	6	U	
O-XYLENE	6	U	
SEC-BUTYLBENZENE	6	U	
STYRENE	6	U	
TERT-AMYL METHYL ETHER	6	U	
TERT-BUTYLBENZENE	6	U	
TERTIARY-BUTYL ALCOHOL	120	UR	C
TETRACHLOROETHENE	6	U	

Parameter	Result	Val Qual	Qual Code
TOLUENE	6	U	
TOTAL XYLENES	12	U	
TRANS-1,2-DICHLOROETHENE	6	U	
TRANS-1,3-DICHLOROPROPENE	6	U	
TRICHLOROETHENE	6	U	
TRICHLOROFLUOROMETHANE	6	U	
VINYL ACETATE	12	U	
VINYL CHLORIDE	6	U	

PROJ_NO: 00887

SDG: 7K29236 MEDIA: SOIL DATA FRACTION: OV

nsample	SB-501-0001
samp_date	11/27/2007
lab_id	A7K290236004
qc_type	NM
units	UG/KG
Pct_Solids	87.0
DUP_OF:	

Parameter	Result	Val Qual	Qual Code
1,1,1,2-TETRACHLOROETHANE	5.8	U	
1,1,1-TRICHLOROETHANE	5.8	U	
1,1,2,2-TETRACHLOROETHANE	5.8	U	
1,1,2-TRICHLOROTRIFLUOROETHANE	5.8	U	
1,1-DICHLOROETHANE	5.8	U	
1,1-DICHLOROETHENE	5.8	U	
1,1-DICHLOROPROPENE	5.8	U	
1,2,3-TRICHLOROBENZENE	5.8	U	
1,2,3-TRICHLOROPROPANE	5.8	U	
1,2,3-TRIMETHYLBENZENE	5.8	U	
1,2,4-TRICHLOROBENZENE	5.8	U	
1,2,4-TRIMETHYLBENZENE	0.94	B	A
1,2-DIBROMO-3-CHLOROPROPANE	12	U	
1,2-DIBROMOETHANE	5.8	U	
1,2-DICHLOROBENZENE	5.8	U	
1,2-DICHLOROETHANE	5.8	U	
1,2-DICHLOROPROPANE	5.8	U	
1,3-DICHLOROBENZENE	5.8	U	
1,3-DICHLOROPROPANE	5.8	U	
1,4-DICHLOROBENZENE	5.8	U	
2,2-DICHLOROPROPANE	5.8	U	
2-BUTANONE	12	U	
2-CHLOROETHYL VINYL ETHER	12	U	
2-CHLOROTOLUENE	5.8	U	
2-HEXANONE	12	U	
4-CHLOROTOLUENE	5.8	U	
4-ISOPROPYLTOLUENE	5.8	U	
4-METHYL-2-PENTANONE	12	U	
ACETONE	12	U	
BENZENE	5.8	U	
BROMOBENZENE	5.8	U	
BROMOCHLOROMETHANE	5.8	U	

nsample	SB-501-0001
samp_date	11/27/2007
lab_id	A7K290236004
qc_type	NM
units	UG/KG
Pct_Solids	87.0
DUP_OF:	

Parameter	Result	Val Qual	Qual Code
BROMODICHLOROMETHANE	5.8	U	
BROMOFORM	5.8	U	
BROMOMETHANE	5.8	U	
CARBON DISULFIDE	5.8	U	
CARBON TETRACHLORIDE	5.8	U	
CHLOROBENZENE	5.8	U	
CHLORODIBROMOMETHANE	5.8	U	
CHLOROETHANE	5.8	U	
CHLOROFORM	5.8	U	
CHLOROMETHANE	5.8	U	
CIS-1,2-DICHLOROETHENE	5.8	U	
CIS-1,3-DICHLOROPROPENE	5.8	U	
DIBROMOMETHANE	5.8	U	
DICHLORODIFLUOROMETHANE	5.8	U	
DIISOPROPYL ETHER	12	U	
ETHYL TERT-BUTYL ETHER	5.8	U	
ETHYLBENZENE	5.8	U	
HEXACHLOROBUTADIENE	5.8	U	
ISOPROPYLBENZENE	5.8	U	
M+P-XYLENES	12	U	
METHYL TERT-BUTYL ETHER	12	U	
METHYLENE CHLORIDE	2.8	B	A
NAPHTHALENE	5.8	U	
N-BUTYLBENZENE	5.8	U	
N-PROPYLBENZENE	5.8	U	
O-XYLENE	5.8	U	
SEC-BUTYLBENZENE	5.8	U	
STYRENE	5.8	U	
TERT-AMYL METHYL ETHER	5.8	U	
TERT-BUTYLBENZENE	5.8	U	
TERTIARY-BUTYL ALCOHOL	120	UR	C
TETRACHLOROETHENE	5.8	U	

nsample	SB-501-0001
samp_date	11/27/2007
lab_id	A7K290236004
qc_type	NM
units	UG/KG
Pct_Solids	87.0
DUP_OF:	

Parameter	Result	Val Qual	Qual Code
TOLUENE	0.37	J	P
TOTAL XYLENES	12	U	
TRANS-1,2-DICHLOROETHENE	5.8	U	
TRANS-1,3-DICHLOROPROPENE	5.8	U	
TRICHLOROETHENE	5.8	U	
TRICHLOROFLUOROMETHANE	5.8	U	
VINYL ACETATE	12	U	
VINYL CHLORIDE	5.8	U	

PROJ_NO: 00887

SDG: 7K29236 MEDIA: SOIL DATA FRACTION: OV

nsample	SB-501-0406DL
samp_date	11/27/2007
lab_id	A7K290236005
qc_type	NM
units	UG/KG
Pct_Solids	89.0
DUP_OF:	

Parameter	Result	Val Qual	Qual Code
1,1,1,2-TETRACHLOROETHANE	280	U	
1,1,1-TRICHLOROETHANE	280	U	
1,1,2,2-TETRACHLOROETHANE	280	U	
1,1,2-TRICHLOROTRIFLUOROETHANE	280	U	
1,1-DICHLOROETHANE	280	U	
1,1-DICHLOROETHENE	280	U	
1,1-DICHLOROPROPENE	280	U	
1,2,3-TRICHLOROBENZENE	2100		
1,2,3-TRICHLOROPROPANE	280	U	
1,2,3-TRIMETHYLBENZENE	280	U	
1,2,4-TRICHLOROBENZENE	4800		
1,2,4-TRIMETHYLBENZENE	280	U	
1,2-DIBROMO-3-CHLOROPROPANE	550	U	
1,2-DIBROMOETHANE	280	U	
1,2-DICHLOROBENZENE	280	U	
1,2-DICHLOROETHANE	280	U	
1,2-DICHLOROPROPANE	280	U	
1,3-DICHLOROBENZENE	280	U	
1,3-DICHLOROPROPANE	280	U	
1,4-DICHLOROBENZENE	17	J	P
2,2-DICHLOROPROPANE	280	U	
2-BUTANONE	550	U	
2-CHLOROETHYL VINYL ETHER	550	U	
2-CHLOROTOLUENE	280	U	
2-HEXANONE	550	U	
4-CHLOROTOLUENE	280	U	
4-ISOPROPYLTOLUENE	280	U	
4-METHYL-2-PENTANONE	550	U	
ACETONE	550	U	
BENZENE	280	U	
BROMOBENZENE	280	U	
BROMOCHLOROMETHANE	280	U	

nsample	SB-501-0406DL
samp_date	11/27/2007
lab_id	A7K290236005
qc_type	NM
units	UG/KG
Pct_Solids	89.0
DUP_OF:	

Parameter	Result	Val Qual	Qual Code
BROMODICHLOROMETHANE	280	U	
BROMOFORM	280	U	
BROMOMETHANE	280	U	
CARBON DISULFIDE	280	U	
CARBON TETRACHLORIDE	280	U	
CHLOROBENZENE	280	U	
CHLORODIBROMOMETHANE	280	U	
CHLOROETHANE	280	U	
CHLOROFORM	280	U	
CHLOROMETHANE	280	U	
CIS-1,2-DICHLOROETHENE	280	U	
CIS-1,3-DICHLOROPROPENE	280	U	
DIBROMOMETHANE	280	U	
DICHLORODIFLUOROMETHANE	280	U	
DIISOPROPYL ETHER	550	U	
ETHYL TERT-BUTYL ETHER	280	U	
ETHYLBENZENE	280	U	
HEXACHLOROBUTADIENE	280	U	
ISOPROPYLBENZENE	280	U	
M+P-XYLENES	550	U	
METHYL TERT-BUTYL ETHER	550	U	
METHYLENE CHLORIDE	280	U	
NAPHTHALENE	280	U	
N-BUTYLBENZENE	280	U	
N-PROPYLBENZENE	280	U	
O-XYLENE	280	U	
SEC-BUTYLBENZENE	280	U	
STYRENE	280	U	
TERT-AMYL METHYL ETHER	280	U	
TERT-BUTYLBENZENE	280	U	
TERTIARY-BUTYL ALCOHOL	5500	UR	C
TETRACHLOROETHENE	280	U	

nsample	SB-501-0406DL
samp_date	11/27/2007
lab_id	A7K290236005
qc_type	NM
units	UG/KG
Pct_Solids	89.0
DUP_OF:	

Parameter	Result	Val Qual	Qual Code
TOLUENE	280	U	
TOTAL XYLENES	550	U	
TRANS-1,2-DICHLOROETHENE	280	U	
TRANS-1,3-DICHLOROPROPENE	280	U	
TRICHLOROETHENE	280	U	
TRICHLOROFLUOROMETHANE	280	U	
VINYL ACETATE	550	U	
VINYL CHLORIDE	280	U	

PROJ_NO: 00887

SDG: 7K29236 MEDIA: SOIL DATA FRACTION: OV

nsample	SB-501-0810DL	nsample	SB-501-0810DL	nsample	SB-501-0810DL
samp_date	11/27/2007	samp_date	11/27/2007	samp_date	11/27/2007
lab_id	A7K290236006	lab_id	A7K290236006	lab_id	A7K290236006
qc_type	NM	qc_type	NM	qc_type	NM
units	UG/KG	units	UG/KG	units	UG/KG
Pct_Solids	85.0	Pct_Solids	85.0	Pct_Solids	85.0
DUP_OF:		DUP_OF:		DUP_OF:	

Parameter	Result	Val Qual	Qual Code
1,1,1,2-TETRACHLOROETHANE	2900	U	
1,1,1-TRICHLOROETHANE	2900	U	
1,1,2,2-TETRACHLOROETHANE	2900	U	
1,1,2-TRICHLOROTRIFLUOROETHANE	2900	U	
1,1-DICHLOROETHANE	2900	U	
1,1-DICHLOROETHENE	2900	U	
1,1-DICHLOROPROPENE	2900	U	
1,2,3-TRICHLOROBENZENE	14000		
1,2,3-TRICHLOROPROPANE	2900	U	
1,2,3-TRIMETHYLBENZENE	2900	U	
1,2,4-TRICHLOROBENZENE	69000		
1,2,4-TRIMETHYLBENZENE	2900	U	
1,2-DIBROMO-3-CHLOROPROPANE	5800	U	
1,2-DIBROMOETHANE	2900	U	
1,2-DICHLOROBENZENE	610	J	P
1,2-DICHLOROETHANE	2900	U	
1,2-DICHLOROPROPANE	2900	U	
1,3-DICHLOROBENZENE	2900	U	
1,3-DICHLOROPROPANE	2900	U	
1,4-DICHLOROBENZENE	640	J	P
2,2-DICHLOROPROPANE	2900	U	
2-BUTANONE	5800	U	
2-CHLOROETHYL VINYL ETHER	5800	U	
2-CHLOROTOLUENE	2900	U	
2-HEXANONE	5800	U	
4-CHLOROTOLUENE	2900	U	
4-ISOPROPYLTOLUENE	2900	U	
4-METHYL-2-PENTANONE	5800	U	
ACETONE	5800	U	
BENZENE	2900	U	
BROMOBENZENE	2900	U	
BROMOCHLOROMETHANE	2900	U	

Parameter	Result	Val Qual	Qual Code
BROMODICHLOROMETHANE	2900	U	
BROMOFORM	2900	U	
BROMOMETHANE	2900	U	
CARBON DISULFIDE	2900	U	
CARBON TETRACHLORIDE	2900	U	
CHLOROBENZENE	2900	U	
CHLORODIBROMOMETHANE	2900	U	
CHLOROETHANE	2900	U	
CHLOROFORM	2900	U	
CHLOROMETHANE	2900	U	
CIS-1,2-DICHLOROETHENE	2900	U	
CIS-1,3-DICHLOROPROPENE	2900	U	
DIBROMOMETHANE	2900	U	
DICHLORODIFLUOROMETHANE	2900	U	
DIISOPROPYL ETHER	5800	U	
ETHYL TERT-BUTYL ETHER	2900	U	
ETHYLBENZENE	2900	U	
HEXACHLOROBUTADIENE	2900	U	
ISOPROPYLBENZENE	2900	U	
M+P-XYLENES	5800	U	
METHYL TERT-BUTYL ETHER	5800	U	
METHYLENE CHLORIDE	2900	U	
NAPHTHALENE	2900	U	
N-BUTYLBENZENE	2900	U	
N-PROPYLBENZENE	2900	U	
O-XYLENE	2900	U	
SEC-BUTYLBENZENE	2900	U	
STYRENE	2900	U	
TERT-AMYL METHYL ETHER	2900	U	
TERT-BUTYLBENZENE	2900	U	
TERTIARY-BUTYL ALCOHOL	58000	UR	C
TETRACHLOROETHENE	2900	U	

Parameter	Result	Val Qual	Qual Code
TOLUENE	2900	U	
TOTAL XYLENES	5800	U	
TRANS-1,2-DICHLOROETHENE	2900	U	
TRANS-1,3-DICHLOROPROPENE	2900	U	
TRICHLOROETHENE	2900	U	
TRICHLOROFLUOROMETHANE	2900	U	
VINYL ACETATE	5800	U	
VINYL CHLORIDE	2900	U	

PROJ_NO: 00887

SDG: 7K29236 MEDIA: SOIL DATA FRACTION: OV

nsample	SB-502-0001
samp_date	11/27/2007
lab_id	A7K290236007
qc_type	NM
units	UG/KG
Pct_Solids	84.0
DUP_OF:	

Parameter	Result	Val Qual	Qual Code
1,1,1,2-TETRACHLOROETHANE	5.9	U	
1,1,1-TRICHLOROETHANE	5.9	U	
1,1,2,2-TETRACHLOROETHANE	5.9	U	
1,1,2-TRICHLOROTRIFLUOROETHANE	5.9	U	
1,1-DICHLOROETHANE	5.9	U	
1,1-DICHLOROETHENE	5.9	U	
1,1-DICHLOROPROPENE	5.9	U	
1,2,3-TRICHLOROBENZENE	0.65	B	A
1,2,3-TRICHLOROPROPANE	5.9	U	
1,2,3-TRIMETHYLBENZENE	0.2	J	P
1,2,4-TRICHLOROBENZENE	3.1	B	A
1,2,4-TRIMETHYLBENZENE	1	B	A
1,2-DIBROMO-3-CHLOROPROPANE	12	U	
1,2-DIBROMOETHANE	5.9	U	
1,2-DICHLOROBENZENE	5.9	U	
1,2-DICHLOROETHANE	5.9	U	
1,2-DICHLOROPROPANE	5.9	U	
1,3-DICHLOROBENZENE	5.9	U	
1,3-DICHLOROPROPANE	5.9	U	
1,4-DICHLOROBENZENE	5.9	U	
2,2-DICHLOROPROPANE	5.9	U	
2-BUTANONE	12	U	
2-CHLOROETHYL VINYL ETHER	12	U	
2-CHLOROTOLUENE	5.9	U	
2-HEXANONE	12	U	
4-CHLOROTOLUENE	5.9	U	
4-ISOPROPYLTOLUENE	5.9	U	
4-METHYL-2-PENTANONE	12	U	
ACETONE	12	U	
BENZENE	5.9	U	
BROMOBENZENE	5.9	U	
BROMOCHLOROMETHANE	5.9	U	

nsample	SB-502-0001
samp_date	11/27/2007
lab_id	A7K290236007
qc_type	NM
units	UG/KG
Pct_Solids	84.0
DUP_OF:	

Parameter	Result	Val Qual	Qual Code
BROMODICHLOROMETHANE	5.9	U	
BROMOFORM	5.9	U	
BROMOMETHANE	5.9	U	
CARBON DISULFIDE	5.9	U	
CARBON TETRACHLORIDE	5.9	U	
CHLOROBENZENE	5.9	U	
CHLORODIBROMOMETHANE	5.9	U	
CHLOROETHANE	5.9	U	
CHLOROFORM	5.9	U	
CHLOROMETHANE	5.9	U	
CIS-1,2-DICHLOROETHENE	5.9	U	
CIS-1,3-DICHLOROPROPENE	5.9	U	
DIBROMOMETHANE	5.9	U	
DICHLORODIFLUOROMETHANE	5.9	U	
DIISOPROPYL ETHER	12	U	
ETHYL TERT-BUTYL ETHER	5.9	U	
ETHYLBENZENE	5.9	U	
HEXACHLOROBUTADIENE	5.9	U	
ISOPROPYLBENZENE	5.9	U	
M+P-XYLENES	12	U	
METHYL TERT-BUTYL ETHER	12	U	
METHYLENE CHLORIDE	2.4	B	A
NAPHTHALENE	0.87	B	A
N-BUTYLBENZENE	5.9	U	
N-PROPYLBENZENE	5.9	U	
O-XYLENE	5.9	U	
SEC-BUTYLBENZENE	5.9	U	
STYRENE	5.9	U	
TERT-AMYL METHYL ETHER	5.9	U	
TERT-BUTYLBENZENE	5.9	U	
TERTIARY-BUTYL ALCOHOL	120	UR	C
TETRACHLOROETHENE	5.9	U	

nsample	SB-502-0001
samp_date	11/27/2007
lab_id	A7K290236007
qc_type	NM
units	UG/KG
Pct_Solids	84.0
DUP_OF:	

Parameter	Result	Val Qual	Qual Code
TOLUENE	5.9	U	
TOTAL XYLENES	12	U	
TRANS-1,2-DICHLOROETHENE	5.9	U	
TRANS-1,3-DICHLOROPROPENE	5.9	U	
TRICHLOROETHENE	5.9	U	
TRICHLOROFLUOROMETHANE	5.9	U	
VINYL ACETATE	12	U	
VINYL CHLORIDE	5.9	U	

PROJ_NO: 00887

SDG: 7K29236 MEDIA: SOIL DATA FRACTION: OV

nsample	SB-502-0406
samp_date	11/27/2007
lab_id	A7K290236008
qc_type	NM
units	UG/KG
Pct_Solids	86.0
DUP_OF:	

Parameter	Result	Val Qual	Qual Code
1,1,1,2-TETRACHLOROETHANE	5.8	U	
1,1,1-TRICHLOROETHANE	5.8	U	
1,1,2,2-TETRACHLOROETHANE	5.8	U	
1,1,2-TRICHLOROTRIFLUOROETHANE	5.8	U	
1,1-DICHLOROETHANE	5.8	U	
1,1-DICHLOROETHENE	5.8	U	
1,1-DICHLOROPROPENE	5.8	U	
1,2,3-TRICHLOROBENZENE	21		
1,2,3-TRICHLOROPROPANE	5.8	U	
1,2,3-TRIMETHYLBENZENE	5.8	U	
1,2,4-TRICHLOROBENZENE	71		
1,2,4-TRIMETHYLBENZENE	5.8	U	
1,2-DIBROMO-3-CHLOROPROPANE	12	U	
1,2-DIBROMOETHANE	5.8	U	
1,2-DICHLOROBENZENE	5.8	U	
1,2-DICHLOROETHANE	5.8	U	
1,2-DICHLOROPROPANE	5.8	U	
1,3-DICHLOROBENZENE	0.46	J	P
1,3-DICHLOROPROPANE	5.8	U	
1,4-DICHLOROBENZENE	5.8	U	
2,2-DICHLOROPROPANE	5.8	U	
2-BUTANONE	12	U	
2-CHLOROETHYL VINYL ETHER	12	U	
2-CHLOROTOLUENE	5.8	U	
2-HEXANONE	12	U	
4-CHLOROTOLUENE	5.8	U	
4-ISOPROPYLTOLUENE	5.8	U	
4-METHYL-2-PENTANONE	12	U	
ACETONE	12	J	C
BENZENE	5.8	U	
BROMOBENZENE	5.8	U	
BROMOCHLOROMETHANE	5.8	U	

nsample	SB-502-0406
samp_date	11/27/2007
lab_id	A7K290236008
qc_type	NM
units	UG/KG
Pct_Solids	86.0
DUP_OF:	

Parameter	Result	Val Qual	Qual Code
BROMODICHLOROMETHANE	5.8	U	
BROMOFORM	5.8	U	
BROMOMETHANE	5.8	U	
CARBON DISULFIDE	5.8	U	
CARBON TETRACHLORIDE	5.8	U	
CHLOROBENZENE	5.8	U	
CHLORODIBROMOMETHANE	5.8	U	
CHLOROETHANE	5.8	U	
CHLOROFORM	5.8	U	
CHLOROMETHANE	5.8	U	
CIS-1,2-DICHLOROETHENE	5.8	U	
CIS-1,3-DICHLOROPROPENE	5.8	U	
DIBROMOMETHANE	5.8	U	
DICHLORODIFLUOROMETHANE	5.8	U	
DIISOPROPYL ETHER	12	U	
ETHYL TERT-BUTYL ETHER	5.8	U	
ETHYLBENZENE	5.8	U	
HEXACHLOROBUTADIENE	5.8	U	
ISOPROPYLBENZENE	5.8	U	
M+P-XYLENES	12	U	
METHYL TERT-BUTYL ETHER	12	U	
METHYLENE CHLORIDE	2.7	B	A
NAPHTHALENE	5.8	U	
N-BUTYLBENZENE	5.8	U	
N-PROPYLBENZENE	5.8	U	
O-XYLENE	5.8	U	
SEC-BUTYLBENZENE	5.8	U	
STYRENE	5.8	U	
TERT-AMYL METHYL ETHER	5.8	U	
TERT-BUTYLBENZENE	5.8	U	
TERTIARY-BUTYL ALCOHOL	120	UR	C
TETRACHLOROETHENE	5.8	U	

nsample	SB-502-0406
samp_date	11/27/2007
lab_id	A7K290236008
qc_type	NM
units	UG/KG
Pct_Solids	86.0
DUP_OF:	

Parameter	Result	Val Qual	Qual Code
TOLUENE	5.8	U	
TOTAL XYLENES	12	U	
TRANS-1,2-DICHLOROETHENE	5.8	U	
TRANS-1,3-DICHLOROPROPENE	5.8	U	
TRICHLOROETHENE	5.8	U	
TRICHLOROFLUOROMETHANE	5.8	U	
VINYL ACETATE	12	U	
VINYL CHLORIDE	5.8	U	

PROJ_NO: 00887

SDG: 7K29236 MEDIA: SOIL DATA FRACTION: OV

nsample	SB-502-0810DL	nsample	SB-502-0810DL	nsample	SB-502-0810DL
samp_date	11/27/2007	samp_date	11/27/2007	samp_date	11/27/2007
lab_id	A7K290236009	lab_id	A7K290236009	lab_id	A7K290236009
qc_type	NM	qc_type	NM	qc_type	NM
units	UG/KG	units	UG/KG	units	UG/KG
Pct_Solids	86.0	Pct_Solids	86.0	Pct_Solids	86.0
DUP_OF:		DUP_OF:		DUP_OF:	

Parameter	Result	Val Qual	Qual Code
1,1,1,2-TETRACHLOROETHANE	290	U	
1,1,1-TRICHLOROETHANE	290	U	
1,1,2,2-TETRACHLOROETHANE	290	U	
1,1,2-TRICHLOROTRIFLUOROETHANE	290	U	
1,1-DICHLOROETHANE	290	U	
1,1-DICHLOROETHENE	290	U	
1,1-DICHLOROPROPENE	290	U	
1,2,3-TRICHLOROBENZENE	710		
1,2,3-TRICHLOROPROPANE	290	U	
1,2,3-TRIMETHYLBENZENE	290	U	
1,2,4-TRICHLOROBENZENE	3700		
1,2,4-TRIMETHYLBENZENE	290	U	
1,2-DIBROMO-3-CHLOROPROPANE	580	U	
1,2-DIBROMOETHANE	290	U	
1,2-DICHLOROBENZENE	290	U	
1,2-DICHLOROETHANE	290	U	
1,2-DICHLOROPROPANE	290	U	
1,3-DICHLOROBENZENE	290	U	
1,3-DICHLOROPROPANE	290	U	
1,4-DICHLOROBENZENE	290	U	
2,2-DICHLOROPROPANE	290	U	
2-BUTANONE	580	U	
2-CHLOROETHYL VINYL ETHER	580	U	
2-CHLOROTOLUENE	290	U	
2-HEXANONE	580	U	
4-CHLOROTOLUENE	290	U	
4-ISOPROPYLTOLUENE	290	U	
4-METHYL-2-PENTANONE	580	U	
ACETONE	580	U	
BENZENE	290	U	
BROMOBENZENE	290	U	
BROMOCHLOROMETHANE	290	U	

Parameter	Result	Val Qual	Qual Code
BROMODICHLOROMETHANE	290	U	
BROMOFORM	290	U	
BROMOMETHANE	290	U	
CARBON DISULFIDE	290	U	
CARBON TETRACHLORIDE	290	U	
CHLOROBENZENE	290	U	
CHLORODIBROMOMETHANE	290	U	
CHLOROETHANE	290	U	
CHLOROFORM	290	U	
CHLOROMETHANE	290	U	
CIS-1,2-DICHLOROETHENE	290	U	
CIS-1,3-DICHLOROPROPENE	290	U	
DIBROMOMETHANE	290	U	
DICHLORODIFLUOROMETHANE	290	U	
DIISOPROPYL ETHER	580	U	
ETHYL TERT-BUTYL ETHER	290	U	
ETHYLBENZENE	290	U	
HEXACHLOROBUTADIENE	290	U	
ISOPROPYLBENZENE	290	U	
M+P-XYLENES	580	U	
METHYL TERT-BUTYL ETHER	580	U	
METHYLENE CHLORIDE	290	U	
NAPHTHALENE	290	U	
N-BUTYLBENZENE	290	U	
N-PROPYLBENZENE	290	U	
O-XYLENE	290	U	
SEC-BUTYLBENZENE	290	U	
STYRENE	290	U	
TERT-AMYL METHYL ETHER	290	U	
TERT-BUTYLBENZENE	290	U	
TERTIARY-BUTYL ALCOHOL	5800	UR	C
TETRACHLOROETHENE	290	U	

Parameter	Result	Val Qual	Qual Code
TOLUENE	290	U	
TOTAL XYLENES	580	U	
TRANS-1,2-DICHLOROETHENE	290	U	
TRANS-1,3-DICHLOROPROPENE	290	U	
TRICHLOROETHENE	290	U	
TRICHLOROFLUOROMETHANE	290	U	
VINYL ACETATE	580	U	
VINYL CHLORIDE	290	U	

PROJ_NO: 00887

SDG: 7K29236 MEDIA: SOIL DATA FRACTION: OV

nsample	SB-503-0001
samp_date	11/27/2007
lab_id	A7K290236010
qc_type	NM
units	UG/KG
Pct_Solids	86.0
DUP_OF:	

Parameter	Result	Val Qual	Qual Code
1,1,1,2-TETRACHLOROETHANE	5.8	UJ	N
1,1,1-TRICHLOROETHANE	5.8	U	
1,1,2,2-TETRACHLOROETHANE	5.8	U	
1,1,2-TRICHLOROTRIFLUOROETHANE	5.8	U	
1,1-DICHLOROETHANE	5.8	U	
1,1-DICHLOROETHENE	5.8	U	
1,1-DICHLOROPROPENE	5.8	U	
1,2,3-TRICHLOROBENZENE	5.8	UJ	N
1,2,3-TRICHLOROPROPANE	5.8	UJ	N
1,2,3-TRIMETHYLBENZENE	0.35	J	P
1,2,4-TRICHLOROBENZENE	1	B	A
1,2,4-TRIMETHYLBENZENE	1.9	B	A
1,2-DIBROMO-3-CHLOROPROPANE	12	UJ	N
1,2-DIBROMOETHANE	5.8	U	
1,2-DICHLOROBENZENE	5.8	UJ	N
1,2-DICHLOROETHANE	5.8	U	
1,2-DICHLOROPROPANE	5.8	U	
1,3-DICHLOROBENZENE	5.8	UJ	N
1,3-DICHLOROPROPANE	5.8	UJ	N
1,4-DICHLOROBENZENE	5.8	U	
2,2-DICHLOROPROPANE	5.8	U	
2-BUTANONE	12	U	
2-CHLOROETHYL VINYL ETHER	12	U	
2-CHLOROTOLUENE	5.8	UJ	N
2-HEXANONE	12	U	
4-CHLOROTOLUENE	5.8	UJ	N
4-ISOPROPYLTOLUENE	5.8	UJ	N
4-METHYL-2-PENTANONE	12	U	
ACETONE	12	U	
BENZENE	5.8	U	
BROMOBENZENE	5.8	UJ	N
BROMOCHLOROMETHANE	5.8	U	

nsample	SB-503-0001
samp_date	11/27/2007
lab_id	A7K290236010
qc_type	NM
units	UG/KG
Pct_Solids	86.0
DUP_OF:	

Parameter	Result	Val Qual	Qual Code
BROMODICHLOROMETHANE	5.8	U	
BROMOFORM	5.8	U	
BROMOMETHANE	5.8	U	
CARBON DISULFIDE	5.8	U	
CARBON TETRACHLORIDE	5.8	U	
CHLOROBENZENE	5.8	U	
CHLORODIBROMOMETHANE	5.8	U	
CHLOROETHANE	5.8	U	
CHLOROFORM	5.8	U	
CHLOROMETHANE	5.8	U	
CIS-1,2-DICHLOROETHENE	5.8	U	
CIS-1,3-DICHLOROPROPENE	5.8	U	
DIBROMOMETHANE	5.8	U	
DICHLORODIFLUOROMETHANE	5.8	U	
DIISOPROPYL ETHER	12	U	
ETHYL TERT-BUTYL ETHER	5.8	U	
ETHYLBENZENE	5.8	U	
HEXACHLOROBUTADIENE	5.8	U	
ISOPROPYLBENZENE	5.8	UJ	N
M+P-XYLENES	12	U	
METHYL TERT-BUTYL ETHER	12	U	
METHYLENE CHLORIDE	3.6	B	A
NAPHTHALENE	11	B	A
N-BUTYLBENZENE	5.8	UJ	N
N-PROPYLBENZENE	5.8	UJ	N
O-XYLENE	0.43	J	P
SEC-BUTYLBENZENE	5.8	UJ	N
STYRENE	5.8	U	
TERT-AMYL METHYL ETHER	5.8	U	
TERT-BUTYLBENZENE	5.8	UJ	N
TERTIARY-BUTYL ALCOHOL	120	UR	C
TETRACHLOROETHENE	5.8	U	

nsample	SB-503-0001
samp_date	11/27/2007
lab_id	A7K290236010
qc_type	NM
units	UG/KG
Pct_Solids	86.0
DUP_OF:	

Parameter	Result	Val Qual	Qual Code
TOLUENE	0.46	J	P
TOTAL XYLENES	1.1	J	P
TRANS-1,2-DICHLOROETHENE	5.8	U	
TRANS-1,3-DICHLOROPROPENE	5.8	U	
TRICHLOROETHENE	5.8	U	
TRICHLOROFLUOROMETHANE	5.8	U	
VINYL ACETATE	12	U	
VINYL CHLORIDE	5.8	U	

PROJ_NO: 00887

SDG: 7K29236 MEDIA: SOIL DATA FRACTION: OV

nsample	SB-503-0406
samp_date	11/27/2007
lab_id	A7K290236011
qc_type	NM
units	UG/KG
Pct_Solids	82.0
DUP_OF:	

Parameter	Result	Val Qual	Qual Code
1,1,1,2-TETRACHLOROETHANE	6.1	U	
1,1,1-TRICHLOROETHANE	6.1	U	
1,1,2,2-TETRACHLOROETHANE	6.1	U	
1,1,2-TRICHLOROTRIFLUOROETHANE	6.1	U	
1,1-DICHLOROETHANE	6.1	U	
1,1-DICHLOROETHENE	6.1	U	
1,1-DICHLOROPROPENE	6.1	U	
1,2,3-TRICHLOROBENZENE	6.1	U	
1,2,3-TRICHLOROPROPANE	6.1	U	
1,2,3-TRIMETHYLBENZENE	6.1	U	
1,2,4-TRICHLOROBENZENE	6.1	U	
1,2,4-TRIMETHYLBENZENE	0.92	B	A
1,2-DIBROMO-3-CHLOROPROPANE	12	U	
1,2-DIBROMOETHANE	6.1	U	
1,2-DICHLOROBENZENE	6.1	U	
1,2-DICHLOROETHANE	6.1	U	
1,2-DICHLOROPROPANE	6.1	U	
1,3-DICHLOROBENZENE	6.1	U	
1,3-DICHLOROPROPANE	6.1	U	
1,4-DICHLOROBENZENE	6.1	U	
2,2-DICHLOROPROPANE	6.1	U	
2-BUTANONE	12	U	
2-CHLOROETHYL VINYL ETHER	12	U	
2-CHLOROTOLUENE	6.1	U	
2-HEXANONE	12	U	
4-CHLOROTOLUENE	6.1	U	
4-ISOPROPYLTOLUENE	6.1	U	
4-METHYL-2-PENTANONE	12	U	
ACETONE	12	U	
BENZENE	6.1	U	
BROMOBENZENE	6.1	U	
BROMOCHLOROMETHANE	6.1	U	

nsample	SB-503-0406
samp_date	11/27/2007
lab_id	A7K290236011
qc_type	NM
units	UG/KG
Pct_Solids	82.0
DUP_OF:	

Parameter	Result	Val Qual	Qual Code
BROMODICHLOROMETHANE	6.1	U	
BROMOFORM	6.1	U	
BROMOMETHANE	6.1	U	
CARBON DISULFIDE	6.1	U	
CARBON TETRACHLORIDE	6.1	U	
CHLOROBENZENE	6.1	U	
CHLORODIBROMOMETHANE	6.1	U	
CHLOROETHANE	6.1	U	
CHLOROFORM	6.1	U	
CHLOROMETHANE	6.1	U	
CIS-1,2-DICHLOROETHENE	6.1	U	
CIS-1,3-DICHLOROPROPENE	6.1	U	
DIBROMOMETHANE	6.1	U	
DICHLORODIFLUOROMETHANE	6.1	U	
DIISOPROPYL ETHER	12	U	
ETHYL TERT-BUTYL ETHER	6.1	U	
ETHYLBENZENE	6.1	U	
HEXACHLOROBUTADIENE	6.1	U	
ISOPROPYLBENZENE	6.1	U	
M+P-XYLENES	12	U	
METHYL TERT-BUTYL ETHER	12	U	
METHYLENE CHLORIDE	3.3	B	A
NAPHTHALENE	6.1	U	
N-BUTYLBENZENE	6.1	U	
N-PROPYLBENZENE	6.1	U	
O-XYLENE	6.1	U	
SEC-BUTYLBENZENE	6.1	U	
STYRENE	6.1	U	
TERT-AMYL METHYL ETHER	6.1	U	
TERT-BUTYLBENZENE	6.1	U	
TERTIARY-BUTYL ALCOHOL	120	UR	C
TETRACHLOROETHENE	6.1	U	

nsample	SB-503-0406
samp_date	11/27/2007
lab_id	A7K290236011
qc_type	NM
units	UG/KG
Pct_Solids	82.0
DUP_OF:	

Parameter	Result	Val Qual	Qual Code
TOLUENE	6.1	U	
TOTAL XYLENES	12	U	
TRANS-1,2-DICHLOROETHENE	6.1	U	
TRANS-1,3-DICHLOROPROPENE	6.1	U	
TRICHLOROETHENE	6.1	U	
TRICHLOROFLUOROMETHANE	6.1	U	
VINYL ACETATE	12	U	
VINYL CHLORIDE	6.1	U	

PROJ_NO: 00887

SDG: 7K29236 MEDIA: SOIL DATA FRACTION: OV

nsample	SB-503-1012
samp_date	11/27/2007
lab_id	A7K290236012
qc_type	NM
units	UG/KG
Pct_Solids	84.0
DUP_OF:	

Parameter	Result	Val Qual	Qual Code
1,1,1,2-TETRACHLOROETHANE	5.9	U	
1,1,1-TRICHLOROETHANE	5.9	U	
1,1,2,2-TETRACHLOROETHANE	5.9	U	
1,1,2-TRICHLOROTRIFLUOROETHANE	5.9	U	
1,1-DICHLOROETHANE	5.9	U	
1,1-DICHLOROETHENE	5.9	U	
1,1-DICHLOROPROPENE	5.9	U	
1,2,3-TRICHLOROBENZENE	5.9	U	
1,2,3-TRICHLOROPROPANE	5.9	U	
1,2,3-TRIMETHYLBENZENE	5.9	U	
1,2,4-TRICHLOROBENZENE	5.9	U	
1,2,4-TRIMETHYLBENZENE	5.9	U	
1,2-DIBROMO-3-CHLOROPROPANE	12	U	
1,2-DIBROMOETHANE	5.9	U	
1,2-DICHLOROBENZENE	5.9	U	
1,2-DICHLOROETHANE	5.9	U	
1,2-DICHLOROPROPANE	5.9	U	
1,3-DICHLOROBENZENE	5.9	U	
1,3-DICHLOROPROPANE	5.9	U	
1,4-DICHLOROBENZENE	5.9	U	
2,2-DICHLOROPROPANE	5.9	U	
2-BUTANONE	12	U	
2-CHLOROETHYL VINYL ETHER	12	U	
2-CHLOROTOLUENE	5.9	U	
2-HEXANONE	12	U	
4-CHLOROTOLUENE	5.9	U	
4-ISOPROPYLTOLUENE	5.9	U	
4-METHYL-2-PENTANONE	12	U	
ACETONE	45	J	C
BENZENE	5.9	U	
BROMOBENZENE	5.9	U	
BROMOCHLOROMETHANE	5.9	U	

nsample	SB-503-1012
samp_date	11/27/2007
lab_id	A7K290236012
qc_type	NM
units	UG/KG
Pct_Solids	84.0
DUP_OF:	

Parameter	Result	Val Qual	Qual Code
BROMODICHLOROMETHANE	5.9	U	
BROMOFORM	5.9	U	
BROMOMETHANE	5.9	U	
CARBON DISULFIDE	5.9	U	
CARBON TETRACHLORIDE	5.9	U	
CHLOROBENZENE	5.9	U	
CHLORODIBROMOMETHANE	5.9	U	
CHLOROETHANE	5.9	U	
CHLOROFORM	5.9	U	
CHLOROMETHANE	5.9	U	
CIS-1,2-DICHLOROETHENE	5.9	U	
CIS-1,3-DICHLOROPROPENE	5.9	U	
DIBROMOMETHANE	5.9	U	
DICHLORODIFLUOROMETHANE	5.9	U	
DIISOPROPYL ETHER	12	U	
ETHYL TERT-BUTYL ETHER	5.9	U	
ETHYLBENZENE	5.9	U	
HEXACHLOROBUTADIENE	5.9	U	
ISOPROPYLBENZENE	5.9	U	
M+P-XYLENES	12	U	
METHYL TERT-BUTYL ETHER	12	U	
METHYLENE CHLORIDE	2.7	B	A
NAPHTHALENE	5.9	U	
N-BUTYLBENZENE	5.9	U	
N-PROPYLBENZENE	5.9	U	
O-XYLENE	5.9	U	
SEC-BUTYLBENZENE	5.9	U	
STYRENE	5.9	U	
TERT-AMYL METHYL ETHER	5.9	U	
TERT-BUTYLBENZENE	5.9	U	
TERTIARY-BUTYL ALCOHOL	120	UR	C
TETRACHLOROETHENE	5.9	U	

nsample	SB-503-1012
samp_date	11/27/2007
lab_id	A7K290236012
qc_type	NM
units	UG/KG
Pct_Solids	84.0
DUP_OF:	

Parameter	Result	Val Qual	Qual Code
TOLUENE	5.9	U	
TOTAL XYLENES	12	U	
TRANS-1,2-DICHLOROETHENE	5.9	U	
TRANS-1,3-DICHLOROPROPENE	5.9	U	
TRICHLOROETHENE	5.9	U	
TRICHLOROFLUOROMETHANE	5.9	U	
VINYL ACETATE	12	U	
VINYL CHLORIDE	5.9	U	

PROJ_NO: 00887

SDG: 7K29236 MEDIA: SOIL DATA FRACTION: OV

nsample	SB-504-0001	nsample	SB-504-0001	nsample	SB-504-0001
samp_date	11/27/2007	samp_date	11/27/2007	samp_date	11/27/2007
lab_id	A7K290236013	lab_id	A7K290236013	lab_id	A7K290236013
qc_type	NM	qc_type	NM	qc_type	NM
units	UG/KG	units	UG/KG	units	UG/KG
Pct_Solids	91.2	Pct_Solids	91.2	Pct_Solids	91.2
DUP_OF:		DUP_OF:		DUP_OF:	

Parameter	Result	Val Qual	Qual Code
1,1,1,2-TETRACHLOROETHANE	5.5	U	
1,1,1-TRICHLOROETHANE	5.5	U	
1,1,2,2-TETRACHLOROETHANE	5.5	U	
1,1,2-TRICHLOROTRIFLUOROETHANE	5.5	U	
1,1-DICHLOROETHANE	5.5	U	
1,1-DICHLOROETHENE	5.5	U	
1,1-DICHLOROPROPENE	5.5	U	
1,2,3-TRICHLOROBENZENE	5.5	U	
1,2,3-TRICHLOROPROPANE	5.5	U	
1,2,3-TRIMETHYLBENZENE	5.5	U	
1,2,4-TRICHLOROBENZENE	5.5	U	
1,2,4-TRIMETHYLBENZENE	5.5	U	
1,2-DIBROMO-3-CHLOROPROPANE	11	U	
1,2-DIBROMOETHANE	5.5	U	
1,2-DICHLOROBENZENE	5.5	U	
1,2-DICHLOROETHANE	5.5	U	
1,2-DICHLOROPROPANE	5.5	U	
1,3-DICHLOROBENZENE	5.5	U	
1,3-DICHLOROPROPANE	5.5	U	
1,4-DICHLOROBENZENE	5.5	U	
2,2-DICHLOROPROPANE	5.5	U	
2-BUTANONE	11	U	
2-CHLOROETHYL VINYL ETHER	11	U	
2-CHLOROTOLUENE	5.5	U	
2-HEXANONE	11	U	
4-CHLOROTOLUENE	5.5	U	
4-ISOPROPYLTOLUENE	5.5	U	
4-METHYL-2-PENTANONE	11	U	
ACETONE	7.3	J	CP
BENZENE	5.5	U	
BROMOBENZENE	5.5	U	
BROMOCHLOROMETHANE	5.5	U	

Parameter	Result	Val Qual	Qual Code
BROMODICHLOROMETHANE	5.5	U	
BROMOFORM	5.5	U	
BROMOMETHANE	5.5	U	
CARBON DISULFIDE	0.82	J	P
CARBON TETRACHLORIDE	5.5	U	
CHLOROBENZENE	5.5	U	
CHLORODIBROMOMETHANE	5.5	U	
CHLOROETHANE	5.5	U	
CHLOROFORM	5.5	U	
CHLOROMETHANE	5.5	U	
CIS-1,2-DICHLOROETHENE	5.5	U	
CIS-1,3-DICHLOROPROPENE	5.5	U	
DIBROMOMETHANE	5.5	U	
DICHLORODIFLUOROMETHANE	5.5	U	
DIISOPROPYL ETHER	11	U	
ETHYL TERT-BUTYL ETHER	5.5	U	
ETHYLBENZENE	5.5	U	
HEXACHLOROBUTADIENE	5.5	U	
ISOPROPYLBENZENE	5.5	U	
M+P-XYLENES	11	U	
METHYL TERT-BUTYL ETHER	11	U	
METHYLENE CHLORIDE	1.6	B	A
NAPHTHALENE	5.5	U	
N-BUTYLBENZENE	5.5	U	
N-PROPYLBENZENE	5.5	U	
O-XYLENE	5.5	U	
SEC-BUTYLBENZENE	5.5	U	
STYRENE	5.5	U	
TERT-AMYL METHYL ETHER	5.5	U	
TERT-BUTYLBENZENE	5.5	U	
TERTIARY-BUTYL ALCOHOL	110	UR	C
TETRACHLOROETHENE	5.5	U	

Parameter	Result	Val Qual	Qual Code
TOLUENE	5.5	U	
TOTAL XYLENES	11	U	
TRANS-1,2-DICHLOROETHENE	5.5	U	
TRANS-1,3-DICHLOROPROPENE	5.5	U	
TRICHLOROETHENE	5.5	U	
TRICHLOROFLUOROMETHANE	5.5	U	
VINYL ACETATE	11	U	
VINYL CHLORIDE	5.5	U	

PROJ_NO: 00887

SDG: 7K29236 MEDIA: SOIL DATA FRACTION: OV

nsample	SB-504-0406	nsample	SB-504-0406	nsample	SB-504-0406
samp_date	11/27/2007	samp_date	11/27/2007	samp_date	11/27/2007
lab_id	A7K290236014	lab_id	A7K290236014	lab_id	A7K290236014
qc_type	NM	qc_type	NM	qc_type	NM
units	UG/KG	units	UG/KG	units	UG/KG
Pct_Solids	87.0	Pct_Solids	87.0	Pct_Solids	87.0
DUP_OF:		DUP_OF:		DUP_OF:	

Parameter	Result	Val Qual	Qual Code
1,1,1,2-TETRACHLOROETHANE	5.7	U	
1,1,1-TRICHLOROETHANE	5.7	U	
1,1,2,2-TETRACHLOROETHANE	5.7	U	
1,1,2-TRICHLOROTRIFLUOROETHANE	5.7	U	
1,1-DICHLOROETHANE	5.7	U	
1,1-DICHLOROETHENE	5.7	U	
1,1-DICHLOROPROPENE	5.7	U	
1,2,3-TRICHLOROBENZENE	5.7	U	
1,2,3-TRICHLOROPROPANE	5.7	U	
1,2,3-TRIMETHYLBENZENE	0.35	J	P
1,2,4-TRICHLOROBENZENE	0.95	B	A
1,2,4-TRIMETHYLBENZENE	0.95	B	A
1,2-DIBROMO-3-CHLOROPROPANE	11	U	
1,2-DIBROMOETHANE	5.7	U	
1,2-DICHLOROBENZENE	5.7	U	
1,2-DICHLOROETHANE	1.5	J	P
1,2-DICHLOROPROPANE	5.7	U	
1,3-DICHLOROBENZENE	5.7	U	
1,3-DICHLOROPROPANE	5.7	U	
1,4-DICHLOROBENZENE	5.7	U	
2,2-DICHLOROPROPANE	5.7	U	
2-BUTANONE	11	U	
2-CHLOROETHYL VINYL ETHER	11	U	
2-CHLOROTOLUENE	5.7	U	
2-HEXANONE	11	U	
4-CHLOROTOLUENE	5.7	U	
4-ISOPROPYLTOLUENE	9		
4-METHYL-2-PENTANONE	11	U	
ACETONE	21	J	C
BENZENE	0.81	J	P
BROMOBENZENE	5.7	U	
BROMOCHLOROMETHANE	5.7	U	

Parameter	Result	Val Qual	Qual Code
BROMODICHLOROMETHANE	5.7	U	
BROMOFORM	5.7	U	
BROMOMETHANE	5.7	U	
CARBON DISULFIDE	1.2	J	P
CARBON TETRACHLORIDE	5.7	U	
CHLOROBENZENE	1.8	J	P
CHLORODIBROMOMETHANE	5.7	U	
CHLOROETHANE	5.7	U	
CHLOROFORM	5.7	U	
CHLOROMETHANE	5.7	U	
CIS-1,2-DICHLOROETHENE	5.7	U	
CIS-1,3-DICHLOROPROPENE	5.7	U	
DIBROMOMETHANE	5.7	U	
DICHLORODIFLUOROMETHANE	5.7	U	
DIISOPROPYL ETHER	11	U	
ETHYL TERT-BUTYL ETHER	5.7	U	
ETHYLBENZENE	5.7	U	
HEXACHLOROBUTADIENE	5.7	U	
ISOPROPYLBENZENE	0.82	J	P
M+P-XYLENES	11	U	
METHYL TERT-BUTYL ETHER	11	U	
METHYLENE CHLORIDE	3.4	B	A
NAPHTHALENE	1.3	B	A
N-BUTYLBENZENE	5.7	U	
N-PROPYLBENZENE	5.7	U	
O-XYLENE	1.4	J	P
SEC-BUTYLBENZENE	5.7	U	
STYRENE	5.7	U	
TERT-AMYL METHYL ETHER	5.7	U	
TERT-BUTYLBENZENE	5.7	U	
TERTIARY-BUTYL ALCOHOL	110	UR	C
TETRACHLOROETHENE	5.7	U	

Parameter	Result	Val Qual	Qual Code
TOLUENE	0.59	J	P
TOTAL XYLENES	2.2	J	P
TRANS-1,2-DICHLOROETHENE	5.7	U	
TRANS-1,3-DICHLOROPROPENE	5.7	U	
TRICHLOROETHENE	5.7	U	
TRICHLOROFLUOROMETHANE	5.7	U	
VINYL ACETATE	11	U	
VINYL CHLORIDE	0.64	J	P

PROJ_NO: 00887

SDG: 7K29236 MEDIA: SOIL DATA FRACTION: OV

nsample	SB-504-0810
samp_date	11/27/2007
lab_id	A7K290236015
qc_type	NM
units	UG/KG
Pct_Solids	86.0
DUP_OF:	

Parameter	Result	Val Qual	Qual Code
1,1,1,2-TETRACHLOROETHANE	5.8	U	
1,1,1-TRICHLOROETHANE	5.8	U	
1,1,2,2-TETRACHLOROETHANE	5.8	U	
1,1,2-TRICHLOROTRIFLUOROETHANE	5.8	U	
1,1-DICHLOROETHANE	5.8	U	
1,1-DICHLOROETHENE	5.8	U	
1,1-DICHLOROPROPENE	5.8	U	
1,2,3-TRICHLOROBENZENE	5.8	U	
1,2,3-TRICHLOROPROPANE	5.8	U	
1,2,3-TRIMETHYLBENZENE	0.35	J	P
1,2,4-TRICHLOROBENZENE	0.63	B	A
1,2,4-TRIMETHYLBENZENE	1.2	B	A
1,2-DIBROMO-3-CHLOROPROPANE	12	U	
1,2-DIBROMOETHANE	5.8	U	
1,2-DICHLOROBENZENE	5.8	U	
1,2-DICHLOROETHANE	5.8	U	
1,2-DICHLOROPROPANE	5.8	U	
1,3-DICHLOROBENZENE	5.8	U	
1,3-DICHLOROPROPANE	5.8	U	
1,4-DICHLOROBENZENE	5.8	U	
2,2-DICHLOROPROPANE	5.8	U	
2-BUTANONE	4.3	J	P
2-CHLOROETHYL VINYL ETHER	12	U	
2-CHLOROTOLUENE	5.8	U	
2-HEXANONE	12	U	
4-CHLOROTOLUENE	5.8	U	
4-ISOPROPYLTOLUENE	1.6	J	P
4-METHYL-2-PENTANONE	12	U	
ACETONE	74	J	C
BENZENE	0.78	J	P
BROMOBENZENE	5.8	U	
BROMOCHLOROMETHANE	5.8	U	

nsample	SB-504-0810
samp_date	11/27/2007
lab_id	A7K290236015
qc_type	NM
units	UG/KG
Pct_Solids	86.0
DUP_OF:	

Parameter	Result	Val Qual	Qual Code
BROMODICHLOROMETHANE	5.8	U	
BROMOFORM	5.8	U	
BROMOMETHANE	5.8	U	
CARBON DISULFIDE	2.4	J	P
CARBON TETRACHLORIDE	5.8	U	
CHLOROBENZENE	5.8	U	
CHLORODIBROMOMETHANE	5.8	U	
CHLOROETHANE	5.8	U	
CHLOROFORM	5.8	U	
CHLOROMETHANE	5.8	U	
CIS-1,2-DICHLOROETHENE	5.8	U	
CIS-1,3-DICHLOROPROPENE	5.8	U	
DIBROMOMETHANE	5.8	U	
DICHLORODIFLUOROMETHANE	5.8	U	
DIISOPROPYL ETHER	12	U	
ETHYL TERT-BUTYL ETHER	5.8	U	
ETHYLBENZENE	5.8	U	
HEXACHLOROBUTADIENE	5.8	U	
ISOPROPYLBENZENE	5.8	U	
M+P-XYLENES	12	U	
METHYL TERT-BUTYL ETHER	12	U	
METHYLENE CHLORIDE	3.7	B	A
NAPHTHALENE	2.4	B	A
N-BUTYLBENZENE	5.8	U	
N-PROPYLBENZENE	5.8	U	
O-XYLENE	0.8	J	P
SEC-BUTYLBENZENE	5.8	U	
STYRENE	5.8	U	
TERT-AMYL METHYL ETHER	5.8	U	
TERT-BUTYLBENZENE	5.8	U	
TERTIARY-BUTYL ALCOHOL	120	UR	C
TETRACHLOROETHENE	5.8	U	

nsample	SB-504-0810
samp_date	11/27/2007
lab_id	A7K290236015
qc_type	NM
units	UG/KG
Pct_Solids	86.0
DUP_OF:	

Parameter	Result	Val Qual	Qual Code
TOLUENE	0.47	J	P
TOTAL XYLENES	1.5	J	P
TRANS-1,2-DICHLOROETHENE	5.8	U	
TRANS-1,3-DICHLOROPROPENE	5.8	U	
TRICHLOROETHENE	5.8	U	
TRICHLOROFLUOROMETHANE	5.8	U	
VINYL ACETATE	12	U	
VINYL CHLORIDE	5.8	U	

PROJ_NO: 00887

SDG: 7K29236 MEDIA: SOIL DATA FRACTION: OV

nsample	SB-505-0001	nsample	SB-505-0001	nsample	SB-505-0001
samp_date	11/27/2007	samp_date	11/27/2007	samp_date	11/27/2007
lab_id	A7K290236016	lab_id	A7K290236016	lab_id	A7K290236016
qc_type	NM	qc_type	NM	qc_type	NM
units	UG/KG	units	UG/KG	units	UG/KG
Pct_Solids	83.0	Pct_Solids	83.0	Pct_Solids	83.0
DUP_OF:		DUP_OF:		DUP_OF:	

Parameter	Result	Val Qual	Qual Code
1,1,1,2-TETRACHLOROETHANE	6	U	
1,1,1-TRICHLOROETHANE	6	U	
1,1,2,2-TETRACHLOROETHANE	6	U	
1,1,2-TRICHLOROTRIFLUOROETHANE	6	U	
1,1-DICHLOROETHANE	6	U	
1,1-DICHLOROETHENE	6	U	
1,1-DICHLOROPROPENE	6	U	
1,2,3-TRICHLOROBENZENE	6	U	
1,2,3-TRICHLOROPROPANE	6	U	
1,2,3-TRIMETHYLBENZENE	6	U	
1,2,4-TRICHLOROBENZENE	6	U	
1,2,4-TRIMETHYLBENZENE	6	U	
1,2-DIBROMO-3-CHLOROPROPANE	12	U	
1,2-DIBROMOETHANE	6	U	
1,2-DICHLOROBENZENE	6	U	
1,2-DICHLOROETHANE	6	U	
1,2-DICHLOROPROPANE	6	U	
1,3-DICHLOROBENZENE	6	U	
1,3-DICHLOROPROPANE	6	U	
1,4-DICHLOROBENZENE	6	U	
2,2-DICHLOROPROPANE	6	U	
2-BUTANONE	12	U	
2-CHLOROETHYL VINYL ETHER	12	U	
2-CHLOROTOLUENE	6	U	
2-HEXANONE	12	U	
4-CHLOROTOLUENE	6	U	
4-ISOPROPYLTOLUENE	6	U	
4-METHYL-2-PENTANONE	12	U	
ACETONE	12	U	
BENZENE	6	U	
BROMOBENZENE	6	U	
BROMOCHLOROMETHANE	6	U	

Parameter	Result	Val Qual	Qual Code
BROMODICHLOROMETHANE	6	U	
BROMOFORM	6	U	
BROMOMETHANE	6	U	
CARBON DISULFIDE	6	U	
CARBON TETRACHLORIDE	6	U	
CHLOROBENZENE	6	U	
CHLORODIBROMOMETHANE	6	U	
CHLOROETHANE	6	U	
CHLOROFORM	6	U	
CHLOROMETHANE	6	U	
CIS-1,2-DICHLOROETHENE	6	U	
CIS-1,3-DICHLOROPROPENE	6	U	
DIBROMOMETHANE	6	U	
DICHLORODIFLUOROMETHANE	6	U	
DIISOPROPYL ETHER	12	U	
ETHYL TERT-BUTYL ETHER	6	U	
ETHYLBENZENE	6	U	
HEXACHLOROBUTADIENE	6	U	
ISOPROPYLBENZENE	6	U	
M+P-XYLENES	12	U	
METHYL TERT-BUTYL ETHER	12	U	
METHYLENE CHLORIDE	1.7	B	A
NAPHTHALENE	6	U	
N-BUTYLBENZENE	6	U	
N-PROPYLBENZENE	6	U	
O-XYLENE	6	U	
SEC-BUTYLBENZENE	6	U	
STYRENE	6	U	
TERT-AMYL METHYL ETHER	6	U	
TERT-BUTYLBENZENE	6	U	
TERTIARY-BUTYL ALCOHOL	120	UR	C
TETRACHLOROETHENE	6	U	

Parameter	Result	Val Qual	Qual Code
TOLUENE	6	U	
TOTAL XYLENES	12	U	
TRANS-1,2-DICHLOROETHENE	6	U	
TRANS-1,3-DICHLOROPROPENE	6	U	
TRICHLOROETHENE	6	U	
TRICHLOROFLUOROMETHANE	6	U	
VINYL ACETATE	12	U	
VINYL CHLORIDE	6	U	

PROJ_NO: 00887

SDG: 7K29236 MEDIA: SOIL DATA FRACTION: OV

nsample	SB-505-0406	nsample	SB-505-0406	nsample	SB-505-0406
samp_date	11/27/2007	samp_date	11/27/2007	samp_date	11/27/2007
lab_id	A7K290236017	lab_id	A7K290236017	lab_id	A7K290236017
qc_type	NM	qc_type	NM	qc_type	NM
units	UG/KG	units	UG/KG	units	UG/KG
Pct_Solids	86.0	Pct_Solids	86.0	Pct_Solids	86.0
DUP_OF:		DUP_OF:		DUP_OF:	

Parameter	Result	Val Qual	Qual Code
1,1,1,2-TETRACHLOROETHANE	5.8	U	
1,1,1-TRICHLOROETHANE	5.8	U	
1,1,2,2-TETRACHLOROETHANE	5.8	U	
1,1,2-TRICHLOROTRIFLUOROETHANE	5.8	U	
1,1-DICHLOROETHANE	5.8	U	
1,1-DICHLOROETHENE	5.8	U	
1,1-DICHLOROPROPENE	5.8	U	
1,2,3-TRICHLOROBENZENE	5.8	U	
1,2,3-TRICHLOROPROPANE	5.8	U	
1,2,3-TRIMETHYLBENZENE	5.8	U	
1,2,4-TRICHLOROBENZENE	5.8	U	
1,2,4-TRIMETHYLBENZENE	5.8	U	
1,2-DIBROMO-3-CHLOROPROPANE	12	U	
1,2-DIBROMOETHANE	5.8	U	
1,2-DICHLOROBENZENE	5.8	U	
1,2-DICHLOROETHANE	5.8	U	
1,2-DICHLOROPROPANE	5.8	U	
1,3-DICHLOROBENZENE	5.8	U	
1,3-DICHLOROPROPANE	5.8	U	
1,4-DICHLOROBENZENE	5.8	U	
2,2-DICHLOROPROPANE	5.8	U	
2-BUTANONE	12	U	
2-CHLOROETHYL VINYL ETHER	12	U	
2-CHLOROTOLUENE	5.8	U	
2-HEXANONE	12	U	
4-CHLOROTOLUENE	5.8	U	
4-ISOPROPYLTOLUENE	5.8	U	
4-METHYL-2-PENTANONE	12	U	
ACETONE	12	U	
BENZENE	5.8	U	
BROMOBENZENE	5.8	U	
BROMOCHLOROMETHANE	5.8	U	

Parameter	Result	Val Qual	Qual Code
BROMODICHLOROMETHANE	5.8	U	
BROMOFORM	5.8	U	
BROMOMETHANE	5.8	U	
CARBON DISULFIDE	5.8	U	
CARBON TETRACHLORIDE	5.8	U	
CHLOROBENZENE	5.8	U	
CHLORODIBROMOMETHANE	5.8	U	
CHLOROETHANE	5.8	U	
CHLOROFORM	5.8	U	
CHLOROMETHANE	5.8	U	
CIS-1,2-DICHLOROETHENE	5.8	U	
CIS-1,3-DICHLOROPROPENE	5.8	U	
DIBROMOMETHANE	5.8	U	
DICHLORODIFLUOROMETHANE	5.8	U	
DIISOPROPYL ETHER	12	U	
ETHYL TERT-BUTYL ETHER	5.8	U	
ETHYLBENZENE	5.8	U	
HEXACHLOROBUTADIENE	5.8	U	
ISOPROPYLBENZENE	5.8	U	
M+P-XYLENES	12	U	
METHYL TERT-BUTYL ETHER	12	U	
METHYLENE CHLORIDE	3.1	B	A
NAPHTHALENE	5.8	U	
N-BUTYLBENZENE	5.8	U	
N-PROPYLBENZENE	5.8	U	
O-XYLENE	5.8	U	
SEC-BUTYLBENZENE	5.8	U	
STYRENE	5.8	U	
TERT-AMYL METHYL ETHER	5.8	U	
TERT-BUTYLBENZENE	5.8	U	
TERTIARY-BUTYL ALCOHOL	120	UR	C
TETRACHLOROETHENE	5.8	U	

Parameter	Result	Val Qual	Qual Code
TOLUENE	5.8	U	
TOTAL XYLENES	12	U	
TRANS-1,2-DICHLOROETHENE	5.8	U	
TRANS-1,3-DICHLOROPROPENE	5.8	U	
TRICHLOROETHENE	5.8	U	
TRICHLOROFLUOROMETHANE	5.8	U	
VINYL ACETATE	12	U	
VINYL CHLORIDE	5.8	U	

PROJ_NO: 00887

SDG: 7K29236 MEDIA: SOIL DATA FRACTION: OV

nsample	SB-505-0810	nsample	SB-505-0810	nsample	SB-505-0810
samp_date	11/27/2007	samp_date	11/27/2007	samp_date	11/27/2007
lab_id	A7K290236018	lab_id	A7K290236018	lab_id	A7K290236018
qc_type	NM	qc_type	NM	qc_type	NM
units	UG/KG	units	UG/KG	units	UG/KG
Pct_Solids	80.0	Pct_Solids	80.0	Pct_Solids	80.0
DUP_OF:		DUP_OF:		DUP_OF:	

Parameter	Result	Val Qual	Qual Code
1,1,1,2-TETRACHLOROETHANE	6.3	U	
1,1,1-TRICHLOROETHANE	6.3	U	
1,1,2,2-TETRACHLOROETHANE	6.3	U	
1,1,2-TRICHLOROTRIFLUOROETHANE	6.3	U	
1,1-DICHLOROETHANE	6.3	U	
1,1-DICHLOROETHENE	6.3	U	
1,1-DICHLOROPROPENE	6.3	U	
1,2,3-TRICHLOROBENZENE	6.3	U	
1,2,3-TRICHLOROPROPANE	6.3	U	
1,2,3-TRIMETHYLBENZENE	6.3	U	
1,2,4-TRICHLOROBENZENE	0.45	B	A
1,2,4-TRIMETHYLBENZENE	6.3	U	
1,2-DIBROMO-3-CHLOROPROPANE	13	U	
1,2-DIBROMOETHANE	6.3	U	
1,2-DICHLOROBENZENE	6.3	U	
1,2-DICHLOROETHANE	6.3	U	
1,2-DICHLOROPROPANE	6.3	U	
1,3-DICHLOROBENZENE	6.3	U	
1,3-DICHLOROPROPANE	6.3	U	
1,4-DICHLOROBENZENE	6.3	U	
2,2-DICHLOROPROPANE	6.3	U	
2-BUTANONE	13	U	
2-CHLOROETHYL VINYL ETHER	13	U	
2-CHLOROTOLUENE	6.3	U	
2-HEXANONE	13	U	
4-CHLOROTOLUENE	6.3	U	
4-ISOPROPYLTOLUENE	6.3	U	
4-METHYL-2-PENTANONE	13	U	
ACETONE	13	U	
BENZENE	6.3	U	
BROMOBENZENE	6.3	U	
BROMOCHLOROMETHANE	6.3	U	

Parameter	Result	Val Qual	Qual Code
BROMODICHLOROMETHANE	6.3	U	
BROMOFORM	6.3	U	
BROMOMETHANE	6.3	U	
CARBON DISULFIDE	6.3	U	
CARBON TETRACHLORIDE	6.3	U	
CHLOROBENZENE	6.3	U	
CHLORODIBROMOMETHANE	6.3	U	
CHLOROETHANE	6.3	U	
CHLOROFORM	6.3	U	
CHLOROMETHANE	6.3	U	
CIS-1,2-DICHLOROETHENE	6.3	U	
CIS-1,3-DICHLOROPROPENE	6.3	U	
DIBROMOMETHANE	6.3	U	
DICHLORODIFLUOROMETHANE	6.3	U	
DIISOPROPYL ETHER	13	U	
ETHYL TERT-BUTYL ETHER	6.3	U	
ETHYLBENZENE	6.3	U	
HEXACHLOROBUTADIENE	6.3	U	
ISOPROPYLBENZENE	6.3	U	
M+P-XYLENES	13	U	
METHYL TERT-BUTYL ETHER	13	U	
METHYLENE CHLORIDE	2.5	B	A
NAPHTHALENE	6.3	U	
N-BUTYLBENZENE	6.3	U	
N-PROPYLBENZENE	6.3	U	
O-XYLENE	6.3	U	
SEC-BUTYLBENZENE	6.3	U	
STYRENE	6.3	U	
TERT-AMYL METHYL ETHER	6.3	U	
TERT-BUTYLBENZENE	6.3	U	
TERTIARY-BUTYL ALCOHOL	130	UR	C
TETRACHLOROETHENE	6.3	U	

Parameter	Result	Val Qual	Qual Code
TOLUENE	6.3	U	
TOTAL XYLENES	13	U	
TRANS-1,2-DICHLOROETHENE	6.3	U	
TRANS-1,3-DICHLOROPROPENE	6.3	U	
TRICHLOROETHENE	6.3	U	
TRICHLOROFLUOROMETHANE	6.3	U	
VINYL ACETATE	13	U	
VINYL CHLORIDE	6.3	U	

PROJ_NO: 00887

SDG: 7K29236 MEDIA: SOIL DATA FRACTION: OV

nsample	SB-506-0001
samp_date	11/28/2007
lab_id	A7K290236020
qc_type	NM
units	UG/KG
Pct_Solids	87.0
DUP_OF:	

Parameter	Result	Val Qual	Qual Code
1,1,1,2-TETRACHLOROETHANE	5.7	U	
1,1,1-TRICHLOROETHANE	5.7	U	
1,1,2,2-TETRACHLOROETHANE	5.7	U	
1,1,2-TRICHLOROTRIFLUOROETHANE	5.7	U	
1,1-DICHLOROETHANE	5.7	U	
1,1-DICHLOROETHENE	5.7	U	
1,1-DICHLOROPROPENE	5.7	U	
1,2,3-TRICHLOROBENZENE	5.7	U	
1,2,3-TRICHLOROPROPANE	5.7	U	
1,2,3-TRIMETHYLBENZENE	5.7	U	
1,2,4-TRICHLOROBENZENE	5.7	U	
1,2,4-TRIMETHYLBENZENE	5.7	U	
1,2-DIBROMO-3-CHLOROPROPANE	11	U	
1,2-DIBROMOETHANE	5.7	U	
1,2-DICHLOROBENZENE	5.7	U	
1,2-DICHLOROETHANE	5.7	U	
1,2-DICHLOROPROPANE	5.7	U	
1,3-DICHLOROBENZENE	5.7	U	
1,3-DICHLOROPROPANE	5.7	U	
1,4-DICHLOROBENZENE	5.7	U	
2,2-DICHLOROPROPANE	5.7	U	
2-BUTANONE	11	U	
2-CHLOROETHYL VINYL ETHER	11	U	
2-CHLOROTOLUENE	5.7	U	
2-HEXANONE	11	U	
4-CHLOROTOLUENE	5.7	U	
4-ISOPROPYLTOLUENE	5.7	U	
4-METHYL-2-PENTANONE	11	U	
ACETONE	11	U	
BENZENE	5.7	U	
BROMOBENZENE	5.7	U	
BROMOCHLOROMETHANE	5.7	U	

nsample	SB-506-0001
samp_date	11/28/2007
lab_id	A7K290236020
qc_type	NM
units	UG/KG
Pct_Solids	87.0
DUP_OF:	

Parameter	Result	Val Qual	Qual Code
BROMODICHLOROMETHANE	5.7	U	
BROMOFORM	5.7	U	
BROMOMETHANE	5.7	U	
CARBON DISULFIDE	0.95	J	P
CARBON TETRACHLORIDE	5.7	U	
CHLOROBENZENE	5.7	U	
CHLORODIBROMOMETHANE	5.7	U	
CHLOROETHANE	5.7	U	
CHLOROFORM	5.7	U	
CHLOROMETHANE	5.7	U	
CIS-1,2-DICHLOROETHENE	5.7	U	
CIS-1,3-DICHLOROPROPENE	5.7	U	
DIBROMOMETHANE	5.7	U	
DICHLORODIFLUOROMETHANE	5.7	U	
DIISOPROPYL ETHER	11	U	
ETHYL TERT-BUTYL ETHER	5.7	U	
ETHYLBENZENE	5.7	U	
HEXACHLOROBUTADIENE	5.7	U	
ISOPROPYLBENZENE	5.7	U	
M+P-XYLENES	11	U	
METHYL TERT-BUTYL ETHER	11	U	
METHYLENE CHLORIDE	2	B	A
NAPHTHALENE	5.7	U	
N-BUTYLBENZENE	5.7	U	
N-PROPYLBENZENE	5.7	U	
O-XYLENE	5.7	U	
SEC-BUTYLBENZENE	5.7	U	
STYRENE	5.7	U	
TERT-AMYL METHYL ETHER	5.7	U	
TERT-BUTYLBENZENE	5.7	U	
TERTIARY-BUTYL ALCOHOL	110	UR	C
TETRACHLOROETHENE	5.7	U	

nsample	SB-506-0001
samp_date	11/28/2007
lab_id	A7K290236020
qc_type	NM
units	UG/KG
Pct_Solids	87.0
DUP_OF:	

Parameter	Result	Val Qual	Qual Code
TOLUENE	5.7	U	
TOTAL XYLENES	11	U	
TRANS-1,2-DICHLOROETHENE	5.7	U	
TRANS-1,3-DICHLOROPROPENE	5.7	U	
TRICHLOROETHENE	5.7	U	
TRICHLOROFLUOROMETHANE	5.7	U	
VINYL ACETATE	11	U	
VINYL CHLORIDE	5.7	U	

PROJ_NO: 00887

SDG: 7K29236 MEDIA: SOIL DATA FRACTION: OV

nsample	SB-506-0406	nsample	SB-506-0406	nsample	SB-506-0406
samp_date	11/28/2007	samp_date	11/28/2007	samp_date	11/28/2007
lab_id	A7K290236021	lab_id	A7K290236021	lab_id	A7K290236021
qc_type	NM	qc_type	NM	qc_type	NM
units	UG/KG	units	UG/KG	units	UG/KG
Pct_Solids	86.0	Pct_Solids	86.0	Pct_Solids	86.0
DUP_OF:		DUP_OF:		DUP_OF:	

Parameter	Result	Val Qual	Qual Code
1,1,1,2-TETRACHLOROETHANE	5.8	U	
1,1,1-TRICHLOROETHANE	5.8	U	
1,1,2,2-TETRACHLOROETHANE	5.8	U	
1,1,2-TRICHLOROTRIFLUOROETHANE	5.8	U	
1,1-DICHLOROETHANE	5.8	U	
1,1-DICHLOROETHENE	5.8	U	
1,1-DICHLOROPROPENE	5.8	U	
1,2,3-TRICHLOROBENZENE	5.8	U	
1,2,3-TRICHLOROPROPANE	5.8	U	
1,2,3-TRIMETHYLBENZENE	5.8	U	
1,2,4-TRICHLOROBENZENE	5.8	U	
1,2,4-TRIMETHYLBENZENE	5.8	U	
1,2-DIBROMO-3-CHLOROPROPANE	12	U	
1,2-DIBROMOETHANE	5.8	U	
1,2-DICHLOROBENZENE	5.8	U	
1,2-DICHLOROETHANE	5.8	U	
1,2-DICHLOROPROPANE	5.8	U	
1,3-DICHLOROBENZENE	5.8	U	
1,3-DICHLOROPROPANE	5.8	U	
1,4-DICHLOROBENZENE	5.8	U	
2,2-DICHLOROPROPANE	5.8	U	
2-BUTANONE	12	U	
2-CHLOROETHYL VINYL ETHER	12	U	
2-CHLOROTOLUENE	5.8	U	
2-HEXANONE	12	U	
4-CHLOROTOLUENE	5.8	U	
4-ISOPROPYLTOLUENE	5.8	U	
4-METHYL-2-PENTANONE	12	U	
ACETONE	12	U	
BENZENE	5.8	U	
BROMOBENZENE	5.8	U	
BROMOCHLOROMETHANE	5.8	U	

Parameter	Result	Val Qual	Qual Code
BROMODICHLOROMETHANE	5.8	U	
BROMOFORM	5.8	U	
BROMOMETHANE	5.8	U	
CARBON DISULFIDE	5.8	U	
CARBON TETRACHLORIDE	5.8	U	
CHLOROBENZENE	5.8	U	
CHLORODIBROMOMETHANE	5.8	U	
CHLOROETHANE	5.8	U	
CHLOROFORM	5.8	U	
CHLOROMETHANE	5.8	U	
CIS-1,2-DICHLOROETHENE	5.8	U	
CIS-1,3-DICHLOROPROPENE	5.8	U	
DIBROMOMETHANE	5.8	U	
DICHLORODIFLUOROMETHANE	5.8	U	
DIISOPROPYL ETHER	12	U	
ETHYL TERT-BUTYL ETHER	5.8	U	
ETHYLBENZENE	5.8	U	
HEXACHLOROBUTADIENE	5.8	U	
ISOPROPYLBENZENE	5.8	U	
M+P-XYLENES	12	U	
METHYL TERT-BUTYL ETHER	12	U	
METHYLENE CHLORIDE	2.3	B	A
NAPHTHALENE	5.8	U	
N-BUTYLBENZENE	5.8	U	
N-PROPYLBENZENE	5.8	U	
O-XYLENE	5.8	U	
SEC-BUTYLBENZENE	5.8	U	
STYRENE	5.8	U	
TERT-AMYL METHYL ETHER	5.8	U	
TERT-BUTYLBENZENE	5.8	U	
TERTIARY-BUTYL ALCOHOL	120	UR	C
TETRACHLOROETHENE	5.8	U	

Parameter	Result	Val Qual	Qual Code
TOLUENE	5.8	U	
TOTAL XYLENES	12	U	
TRANS-1,2-DICHLOROETHENE	5.8	U	
TRANS-1,3-DICHLOROPROPENE	5.8	U	
TRICHLOROETHENE	5.8	U	
TRICHLOROFLUOROMETHANE	5.8	U	
VINYL ACETATE	12	U	
VINYL CHLORIDE	5.8	U	

PROJ_NO: 00887

SDG: 7K29236 MEDIA: SOIL DATA FRACTION: OV

nsample	SB-506-0810
samp_date	11/28/2007
lab_id	A7K290236022
qc_type	NM
units	UG/KG
Pct_Solids	79.0
DUP_OF:	

Parameter	Result	Val Qual	Qual Code
1,1,1,2-TETRACHLOROETHANE	6.4	U	
1,1,1-TRICHLOROETHANE	6.4	U	
1,1,2,2-TETRACHLOROETHANE	6.4	U	
1,1,2-TRICHLOROTRIFLUOROETHANE	6.4	U	
1,1-DICHLOROETHANE	6.4	U	
1,1-DICHLOROETHENE	6.4	U	
1,1-DICHLOROPROPENE	6.4	U	
1,2,3-TRICHLOROBENZENE	6.4	U	
1,2,3-TRICHLOROPROPANE	6.4	U	
1,2,3-TRIMETHYLBENZENE	6.4	U	
1,2,4-TRICHLOROBENZENE	6.4	U	
1,2,4-TRIMETHYLBENZENE	1	B	A
1,2-DIBROMO-3-CHLOROPROPANE	13	U	
1,2-DIBROMOETHANE	6.4	U	
1,2-DICHLOROBENZENE	6.4	U	
1,2-DICHLOROETHANE	6.4	U	
1,2-DICHLOROPROPANE	6.4	U	
1,3-DICHLOROBENZENE	6.4	U	
1,3-DICHLOROPROPANE	6.4	U	
1,4-DICHLOROBENZENE	6.4	U	
2,2-DICHLOROPROPANE	6.4	U	
2-BUTANONE	13	U	
2-CHLOROETHYL VINYL ETHER	13	U	
2-CHLOROTOLUENE	6.4	U	
2-HEXANONE	13	U	
4-CHLOROTOLUENE	6.4	U	
4-ISOPROPYLTOLUENE	6.4	U	
4-METHYL-2-PENTANONE	13	U	
ACETONE	14	J	C
BENZENE	6.4	U	
BROMOBENZENE	6.4	U	
BROMOCHLOROMETHANE	6.4	U	

nsample	SB-506-0810
samp_date	11/28/2007
lab_id	A7K290236022
qc_type	NM
units	UG/KG
Pct_Solids	79.0
DUP_OF:	

Parameter	Result	Val Qual	Qual Code
BROMODICHLOROMETHANE	6.4	U	
BROMOFORM	6.4	U	
BROMOMETHANE	6.4	U	
CARBON DISULFIDE	4.2	J	P
CARBON TETRACHLORIDE	6.4	U	
CHLOROBENZENE	6.4	U	
CHLORODIBROMOMETHANE	6.4	U	
CHLOROETHANE	6.4	U	
CHLOROFORM	6.4	U	
CHLOROMETHANE	6.4	U	
CIS-1,2-DICHLOROETHENE	6.4	U	
CIS-1,3-DICHLOROPROPENE	6.4	U	
DIBROMOMETHANE	6.4	U	
DICHLORODIFLUOROMETHANE	6.4	U	
DIISOPROPYL ETHER	13	U	
ETHYL TERT-BUTYL ETHER	6.4	U	
ETHYLBENZENE	6.4	U	
HEXACHLOROBUTADIENE	6.4	U	
ISOPROPYLBENZENE	6.4	U	
M+P-XYLENES	13	U	
METHYL TERT-BUTYL ETHER	13	U	
METHYLENE CHLORIDE	1.8	B	A
NAPHTHALENE	6.4	U	
N-BUTYLBENZENE	6.4	U	
N-PROPYLBENZENE	6.4	U	
O-XYLENE	6.4	U	
SEC-BUTYLBENZENE	6.4	U	
STYRENE	6.4	U	
TERT-AMYL METHYL ETHER	6.4	U	
TERT-BUTYLBENZENE	6.4	U	
TERTIARY-BUTYL ALCOHOL	130	UR	C
TETRACHLOROETHENE	6.4	U	

nsample	SB-506-0810
samp_date	11/28/2007
lab_id	A7K290236022
qc_type	NM
units	UG/KG
Pct_Solids	79.0
DUP_OF:	

Parameter	Result	Val Qual	Qual Code
TOLUENE	6.4	U	
TOTAL XYLENES	13	U	
TRANS-1,2-DICHLOROETHENE	6.4	U	
TRANS-1,3-DICHLOROPROPENE	6.4	U	
TRICHLOROETHENE	6.4	U	
TRICHLOROFLUOROMETHANE	6.4	U	
VINYL ACETATE	13	U	
VINYL CHLORIDE	6.4	U	

PROJ_NO: 00887

SDG: 7K29236 MEDIA: SOIL DATA FRACTION: OV

nsample	SB-507-0001
samp_date	11/28/2007
lab_id	A7K290236024
qc_type	NM
units	UG/KG
Pct_Solids	86.0
DUP_OF:	

Parameter	Result	Val Qual	Qual Code
1,1,1,2-TETRACHLOROETHANE	5.8	U	
1,1,1-TRICHLOROETHANE	5.8	U	
1,1,2,2-TETRACHLOROETHANE	5.8	U	
1,1,2-TRICHLOROTRIFLUOROETHANE	5.8	U	
1,1-DICHLOROETHANE	5.8	U	
1,1-DICHLOROETHENE	5.8	U	
1,1-DICHLOROPROPENE	5.8	U	
1,2,3-TRICHLOROBENZENE	5.8	U	
1,2,3-TRICHLOROPROPANE	5.8	U	
1,2,3-TRIMETHYLBENZENE	5.8	U	
1,2,4-TRICHLOROBENZENE	5.8	U	
1,2,4-TRIMETHYLBENZENE	5.8	U	
1,2-DIBROMO-3-CHLOROPROPANE	12	U	
1,2-DIBROMOETHANE	5.8	U	
1,2-DICHLOROBENZENE	5.8	U	
1,2-DICHLOROETHANE	5.8	U	
1,2-DICHLOROPROPANE	5.8	U	
1,3-DICHLOROBENZENE	5.8	U	
1,3-DICHLOROPROPANE	5.8	U	
1,4-DICHLOROBENZENE	5.8	U	
2,2-DICHLOROPROPANE	5.8	U	
2-BUTANONE	12	U	
2-CHLOROETHYL VINYL ETHER	12	U	
2-CHLOROTOLUENE	5.8	U	
2-HEXANONE	12	U	
4-CHLOROTOLUENE	5.8	U	
4-ISOPROPYLTOLUENE	5.8	U	
4-METHYL-2-PENTANONE	12	U	
ACETONE	13	J	C
BENZENE	5.8	U	
BROMOBENZENE	5.8	U	
BROMOCHLOROMETHANE	5.8	U	

nsample	SB-507-0001
samp_date	11/28/2007
lab_id	A7K290236024
qc_type	NM
units	UG/KG
Pct_Solids	86.0
DUP_OF:	

Parameter	Result	Val Qual	Qual Code
BROMODICHLOROMETHANE	5.8	U	
BROMOFORM	5.8	U	
BROMOMETHANE	5.8	U	
CARBON DISULFIDE	5.8	U	
CARBON TETRACHLORIDE	5.8	U	
CHLOROBENZENE	5.8	U	
CHLORODIBROMOMETHANE	5.8	U	
CHLOROETHANE	5.8	U	
CHLOROFORM	5.8	U	
CHLOROMETHANE	5.8	U	
CIS-1,2-DICHLOROETHENE	5.8	U	
CIS-1,3-DICHLOROPROPENE	5.8	U	
DIBROMOMETHANE	5.8	U	
DICHLORODIFLUOROMETHANE	5.8	U	
DIISOPROPYL ETHER	12	U	
ETHYL TERT-BUTYL ETHER	5.8	U	
ETHYLBENZENE	5.8	U	
HEXACHLOROBUTADIENE	5.8	U	
ISOPROPYLBENZENE	5.8	U	
M+P-XYLENES	12	U	
METHYL TERT-BUTYL ETHER	12	U	
METHYLENE CHLORIDE	5.1	B	A
NAPHTHALENE	5.8	U	
N-BUTYLBENZENE	5.8	U	
N-PROPYLBENZENE	5.8	U	
O-XYLENE	5.8	U	
SEC-BUTYLBENZENE	5.8	U	
STYRENE	5.8	U	
TERT-AMYL METHYL ETHER	5.8	U	
TERT-BUTYLBENZENE	5.8	U	
TERTIARY-BUTYL ALCOHOL	120	UR	C
TETRACHLOROETHENE	5.8	U	

nsample	SB-507-0001
samp_date	11/28/2007
lab_id	A7K290236024
qc_type	NM
units	UG/KG
Pct_Solids	86.0
DUP_OF:	

Parameter	Result	Val Qual	Qual Code
TOLUENE	5.8	U	
TOTAL XYLENES	12	U	
TRANS-1,2-DICHLOROETHENE	5.8	U	
TRANS-1,3-DICHLOROPROPENE	5.8	U	
TRICHLOROETHENE	5.8	U	
TRICHLOROFLUOROMETHANE	5.8	U	
VINYL ACETATE	12	U	
VINYL CHLORIDE	5.8	U	

PROJ_NO: 00887

SDG: 7K29236 MEDIA: SOIL DATA FRACTION: OV

nsample	SB-507-0406	nsample	SB-507-0406	nsample	SB-507-0406
samp_date	11/28/2007	samp_date	11/28/2007	samp_date	11/28/2007
lab_id	A7K290236025	lab_id	A7K290236025	lab_id	A7K290236025
qc_type	NM	qc_type	NM	qc_type	NM
units	UG/KG	units	UG/KG	units	UG/KG
Pct_Solids	81.0	Pct_Solids	81.0	Pct_Solids	81.0
DUP_OF:		DUP_OF:		DUP_OF:	

Parameter	Result	Val Qual	Qual Code
1,1,1,2-TETRACHLOROETHANE	6.2	U	
1,1,1-TRICHLOROETHANE	6.2	U	
1,1,2,2-TETRACHLOROETHANE	6.2	U	
1,1,2-TRICHLOROTRIFLUOROETHANE	6.2	U	
1,1-DICHLOROETHANE	6.2	U	
1,1-DICHLOROETHENE	6.2	U	
1,1-DICHLOROPROPENE	6.2	U	
1,2,3-TRICHLOROBENZENE	6.2	U	
1,2,3-TRICHLOROPROPANE	6.2	U	
1,2,3-TRIMETHYLBENZENE	6.2	U	
1,2,4-TRICHLOROBENZENE	6.2	U	
1,2,4-TRIMETHYLBENZENE	6.2	U	
1,2-DIBROMO-3-CHLOROPROPANE	12	U	
1,2-DIBROMOETHANE	6.2	U	
1,2-DICHLOROBENZENE	6.2	U	
1,2-DICHLOROETHANE	6.2	U	
1,2-DICHLOROPROPANE	6.2	U	
1,3-DICHLOROBENZENE	6.2	U	
1,3-DICHLOROPROPANE	6.2	U	
1,4-DICHLOROBENZENE	6.2	U	
2,2-DICHLOROPROPANE	6.2	U	
2-BUTANONE	2.6	J	P
2-CHLOROETHYL VINYL ETHER	12	U	
2-CHLOROTOLUENE	6.2	U	
2-HEXANONE	12	U	
4-CHLOROTOLUENE	6.2	U	
4-ISOPROPYLTOLUENE	6.2	U	
4-METHYL-2-PENTANONE	12	U	
ACETONE	56	J	C
BENZENE	6.2	U	
BROMOBENZENE	6.2	U	
BROMOCHLOROMETHANE	6.2	U	

Parameter	Result	Val Qual	Qual Code
BROMODICHLOROMETHANE	6.2	U	
BROMOFORM	6.2	U	
BROMOMETHANE	6.2	U	
CARBON DISULFIDE	6.2	U	
CARBON TETRACHLORIDE	6.2	U	
CHLOROBENZENE	6.2	U	
CHLORODIBROMOMETHANE	6.2	U	
CHLOROETHANE	6.2	U	
CHLOROFORM	6.2	U	
CHLOROMETHANE	6.2	U	
CIS-1,2-DICHLOROETHENE	6.2	U	
CIS-1,3-DICHLOROPROPENE	6.2	U	
DIBROMOMETHANE	6.2	U	
DICHLORODIFLUOROMETHANE	6.2	U	
DIISOPROPYL ETHER	12	U	
ETHYL TERT-BUTYL ETHER	6.2	U	
ETHYLBENZENE	6.2	U	
HEXACHLOROBUTADIENE	6.2	U	
ISOPROPYLBENZENE	6.2	U	
M+P-XYLENES	12	U	
METHYL TERT-BUTYL ETHER	12	U	
METHYLENE CHLORIDE	6.5	B	A
NAPHTHALENE	6.2	U	
N-BUTYLBENZENE	6.2	U	
N-PROPYLBENZENE	6.2	U	
O-XYLENE	6.2	U	
SEC-BUTYLBENZENE	6.2	U	
STYRENE	6.2	U	
TERT-AMYL METHYL ETHER	6.2	U	
TERT-BUTYLBENZENE	6.2	U	
TERTIARY-BUTYL ALCOHOL	120	UR	C
TETRACHLOROETHENE	6.2	U	

Parameter	Result	Val Qual	Qual Code
TOLUENE	6.2	U	
TOTAL XYLENES	12	U	
TRANS-1,2-DICHLOROETHENE	6.2	U	
TRANS-1,3-DICHLOROPROPENE	6.2	U	
TRICHLOROETHENE	6.2	U	
TRICHLOROFLUOROMETHANE	6.2	U	
VINYL ACETATE	12	U	
VINYL CHLORIDE	6.2	U	

PROJ_NO: 00887

SDG: 7K29236 MEDIA: SOIL DATA FRACTION: OV

nsample	SB-507-0810	nsample	SB-507-0810	nsample	SB-507-0810
samp_date	11/28/2007	samp_date	11/28/2007	samp_date	11/28/2007
lab_id	A7K290236026	lab_id	A7K290236026	lab_id	A7K290236026
qc_type	NM	qc_type	NM	qc_type	NM
units	UG/KG	units	UG/KG	units	UG/KG
Pct_Solids	86.0	Pct_Solids	86.0	Pct_Solids	86.0
DUP_OF:		DUP_OF:		DUP_OF:	

Parameter	Result	Val Qual	Qual Code
1,1,1,2-TETRACHLOROETHANE	5.8	U	
1,1,1-TRICHLOROETHANE	5.8	U	
1,1,2,2-TETRACHLOROETHANE	5.8	U	
1,1,2-TRICHLOROTRIFLUOROETHANE	5.8	U	
1,1-DICHLOROETHANE	5.8	U	
1,1-DICHLOROETHENE	5.8	U	
1,1-DICHLOROPROPENE	5.8	U	
1,2,3-TRICHLOROBENZENE	5.8	U	
1,2,3-TRICHLOROPROPANE	5.8	U	
1,2,3-TRIMETHYLBENZENE	5.8	U	
1,2,4-TRICHLOROBENZENE	5.8	U	
1,2,4-TRIMETHYLBENZENE	5.8	U	
1,2-DIBROMO-3-CHLOROPROPANE	12	U	
1,2-DIBROMOETHANE	5.8	U	
1,2-DICHLOROBENZENE	5.8	U	
1,2-DICHLOROETHANE	5.8	U	
1,2-DICHLOROPROPANE	5.8	U	
1,3-DICHLOROBENZENE	5.8	U	
1,3-DICHLOROPROPANE	5.8	U	
1,4-DICHLOROBENZENE	5.8	U	
2,2-DICHLOROPROPANE	5.8	U	
2-BUTANONE	12	U	
2-CHLOROETHYL VINYL ETHER	12	U	
2-CHLOROTOLUENE	5.8	U	
2-HEXANONE	12	U	
4-CHLOROTOLUENE	5.8	U	
4-ISOPROPYLTOLUENE	5.8	U	
4-METHYL-2-PENTANONE	12	U	
ACETONE	8	J	CP
BENZENE	5.8	U	
BROMOBENZENE	5.8	U	
BROMOCHLOROMETHANE	5.8	U	

Parameter	Result	Val Qual	Qual Code
BROMODICHLOROMETHANE	5.8	U	
BROMOFORM	5.8	U	
BROMOMETHANE	5.8	U	
CARBON DISULFIDE	5.8	U	
CARBON TETRACHLORIDE	5.8	U	
CHLOROBENZENE	5.8	U	
CHLORODIBROMOMETHANE	5.8	U	
CHLOROETHANE	5.8	U	
CHLOROFORM	5.8	U	
CHLOROMETHANE	5.8	U	
CIS-1,2-DICHLOROETHENE	5.8	U	
CIS-1,3-DICHLOROPROPENE	5.8	U	
DIBROMOMETHANE	5.8	U	
DICHLORODIFLUOROMETHANE	5.8	U	
DIISOPROPYL ETHER	12	U	
ETHYL TERT-BUTYL ETHER	5.8	U	
ETHYLBENZENE	5.8	U	
HEXACHLOROBUTADIENE	5.8	U	
ISOPROPYLBENZENE	5.8	U	
M+P-XYLENES	12	U	
METHYL TERT-BUTYL ETHER	12	U	
METHYLENE CHLORIDE	5.3	B	A
NAPHTHALENE	5.8	U	
N-BUTYLBENZENE	5.8	U	
N-PROPYLBENZENE	5.8	U	
O-XYLENE	5.8	U	
SEC-BUTYLBENZENE	5.8	U	
STYRENE	5.8	U	
TERT-AMYL METHYL ETHER	5.8	U	
TERT-BUTYLBENZENE	5.8	U	
TERTIARY-BUTYL ALCOHOL	120	UR	C
TETRACHLOROETHENE	5.8	U	

Parameter	Result	Val Qual	Qual Code
TOLUENE	5.8	U	
TOTAL XYLENES	12	U	
TRANS-1,2-DICHLOROETHENE	5.8	U	
TRANS-1,3-DICHLOROPROPENE	5.8	U	
TRICHLOROETHENE	5.8	U	
TRICHLOROFLUOROMETHANE	5.8	U	
VINYL ACETATE	12	U	
VINYL CHLORIDE	5.8	U	

PROJ_NO: 00887

SDG: 7K29236 MEDIA: SOIL DATA FRACTION: OV

nsample	SB-508-0001	nsample	SB-508-0001	nsample	SB-508-0001
samp_date	11/28/2007	samp_date	11/28/2007	samp_date	11/28/2007
lab_id	A7K290236027	lab_id	A7K290236027	lab_id	A7K290236027
qc_type	NM	qc_type	NM	qc_type	NM
units	UG/KG	units	UG/KG	units	UG/KG
Pct_Solids	86.0	Pct_Solids	86.0	Pct_Solids	86.0
DUP_OF:		DUP_OF:		DUP_OF:	

Parameter	Result	Val Qual	Qual Code
1,1,1,2-TETRACHLOROETHANE	5.8	U	
1,1,1-TRICHLOROETHANE	5.8	U	
1,1,2,2-TETRACHLOROETHANE	5.8	U	
1,1,2-TRICHLOROTRIFLUOROETHANE	5.8	U	
1,1-DICHLOROETHANE	5.8	U	
1,1-DICHLOROETHENE	5.8	U	
1,1-DICHLOROPROPENE	5.8	U	
1,2,3-TRICHLOROBENZENE	5.8	U	
1,2,3-TRICHLOROPROPANE	5.8	U	
1,2,3-TRIMETHYLBENZENE	5.8	U	
1,2,4-TRICHLOROBENZENE	5.8	U	
1,2,4-TRIMETHYLBENZENE	5.8	U	
1,2-DIBROMO-3-CHLOROPROPANE	12	U	
1,2-DIBROMOETHANE	5.8	U	
1,2-DICHLOROBENZENE	5.8	U	
1,2-DICHLOROETHANE	5.8	U	
1,2-DICHLOROPROPANE	5.8	U	
1,3-DICHLOROBENZENE	5.8	U	
1,3-DICHLOROPROPANE	5.8	U	
1,4-DICHLOROBENZENE	5.8	U	
2,2-DICHLOROPROPANE	5.8	U	
2-BUTANONE	12	U	
2-CHLOROETHYL VINYL ETHER	12	U	
2-CHLOROTOLUENE	5.8	U	
2-HEXANONE	12	U	
4-CHLOROTOLUENE	5.8	U	
4-ISOPROPYLTOLUENE	5.8	U	
4-METHYL-2-PENTANONE	12	U	
ACETONE	21	J	C
BENZENE	5.8	U	
BROMOBENZENE	5.8	U	
BROMOCHLOROMETHANE	5.8	U	

Parameter	Result	Val Qual	Qual Code
BROMODICHLOROMETHANE	5.8	U	
BROMOFORM	5.8	U	
BROMOMETHANE	5.8	U	
CARBON DISULFIDE	5.8	U	
CARBON TETRACHLORIDE	5.8	U	
CHLOROBENZENE	5.8	U	
CHLORODIBROMOMETHANE	5.8	U	
CHLOROETHANE	5.8	U	
CHLOROFORM	5.8	U	
CHLOROMETHANE	5.8	U	
CIS-1,2-DICHLOROETHENE	5.8	U	
CIS-1,3-DICHLOROPROPENE	5.8	U	
DIBROMOMETHANE	5.8	U	
DICHLORODIFLUOROMETHANE	5.8	U	
DIISOPROPYL ETHER	12	U	
ETHYL TERT-BUTYL ETHER	5.8	U	
ETHYLBENZENE	5.8	U	
HEXACHLOROBUTADIENE	5.8	U	
ISOPROPYLBENZENE	5.8	U	
M+P-XYLENES	12	U	
METHYL TERT-BUTYL ETHER	12	U	
METHYLENE CHLORIDE	7.1	B	A
NAPHTHALENE	5.8	U	
N-BUTYLBENZENE	5.8	U	
N-PROPYLBENZENE	5.8	U	
O-XYLENE	5.8	U	
SEC-BUTYLBENZENE	5.8	U	
STYRENE	5.8	U	
TERT-AMYL METHYL ETHER	5.8	U	
TERT-BUTYLBENZENE	5.8	U	
TERTIARY-BUTYL ALCOHOL	120	UR	C
TETRACHLOROETHENE	5.8	U	

Parameter	Result	Val Qual	Qual Code
TOLUENE	5.8	U	
TOTAL XYLENES	12	U	
TRANS-1,2-DICHLOROETHENE	5.8	U	
TRANS-1,3-DICHLOROPROPENE	5.8	U	
TRICHLOROETHENE	5.8	U	
TRICHLOROFLUOROMETHANE	5.8	U	
VINYL ACETATE	12	U	
VINYL CHLORIDE	5.8	U	

PROJ_NO: 00887

SDG: 7K29236 MEDIA: SOIL DATA FRACTION: OV

nsample	SB-508-0406
samp_date	11/28/2007
lab_id	A7K290236028
qc_type	NM
units	UG/KG
Pct_Solids	86.0
DUP_OF:	

Parameter	Result	Val Qual	Qual Code
1,1,1,2-TETRACHLOROETHANE	5.8	U	
1,1,1-TRICHLOROETHANE	5.8	U	
1,1,2,2-TETRACHLOROETHANE	5.8	U	
1,1,2-TRICHLOROTRIFLUOROETHANE	5.8	U	
1,1-DICHLOROETHANE	5.8	U	
1,1-DICHLOROETHENE	5.8	U	
1,1-DICHLOROPROPENE	5.8	U	
1,2,3-TRICHLOROBENZENE	5.8	U	
1,2,3-TRICHLOROPROPANE	5.8	U	
1,2,3-TRIMETHYLBENZENE	5.8	U	
1,2,4-TRICHLOROBENZENE	5.8	U	
1,2,4-TRIMETHYLBENZENE	5.8	U	
1,2-DIBROMO-3-CHLOROPROPANE	12	U	
1,2-DIBROMOETHANE	5.8	U	
1,2-DICHLOROBENZENE	5.8	U	
1,2-DICHLOROETHANE	5.8	U	
1,2-DICHLOROPROPANE	5.8	U	
1,3-DICHLOROBENZENE	5.8	U	
1,3-DICHLOROPROPANE	5.8	U	
1,4-DICHLOROBENZENE	5.8	U	
2,2-DICHLOROPROPANE	5.8	U	
2-BUTANONE	12	U	
2-CHLOROETHYL VINYL ETHER	12	U	
2-CHLOROTOLUENE	5.8	U	
2-HEXANONE	12	U	
4-CHLOROTOLUENE	5.8	U	
4-ISOPROPYLTOLUENE	5.8	U	
4-METHYL-2-PENTANONE	12	U	
ACETONE	12	U	
BENZENE	5.8	U	
BROMOBENZENE	5.8	U	
BROMOCHLOROMETHANE	5.8	U	

nsample	SB-508-0406
samp_date	11/28/2007
lab_id	A7K290236028
qc_type	NM
units	UG/KG
Pct_Solids	86.0
DUP_OF:	

Parameter	Result	Val Qual	Qual Code
BROMODICHLOROMETHANE	5.8	U	
BROMOFORM	5.8	U	
BROMOMETHANE	5.8	U	
CARBON DISULFIDE	5.8	U	
CARBON TETRACHLORIDE	5.8	U	
CHLOROBENZENE	5.8	U	
CHLORODIBROMOMETHANE	5.8	U	
CHLOROETHANE	5.8	U	
CHLOROFORM	5.8	U	
CHLOROMETHANE	5.8	U	
CIS-1,2-DICHLOROETHENE	5.8	U	
CIS-1,3-DICHLOROPROPENE	5.8	U	
DIBROMOMETHANE	5.8	U	
DICHLORODIFLUOROMETHANE	5.8	U	
DIISOPROPYL ETHER	12	U	
ETHYL TERT-BUTYL ETHER	5.8	U	
ETHYLBENZENE	5.8	U	
HEXACHLOROBUTADIENE	5.8	U	
ISOPROPYLBENZENE	5.8	U	
M+P-XYLENES	12	U	
METHYL TERT-BUTYL ETHER	12	U	
METHYLENE CHLORIDE	7.1	B	A
NAPHTHALENE	5.8	U	
N-BUTYLBENZENE	5.8	U	
N-PROPYLBENZENE	5.8	U	
O-XYLENE	5.8	U	
SEC-BUTYLBENZENE	5.8	U	
STYRENE	5.8	U	
TERT-AMYL METHYL ETHER	5.8	U	
TERT-BUTYLBENZENE	5.8	U	
TERTIARY-BUTYL ALCOHOL	120	UR	C
TETRACHLOROETHENE	5.8	U	

nsample	SB-508-0406
samp_date	11/28/2007
lab_id	A7K290236028
qc_type	NM
units	UG/KG
Pct_Solids	86.0
DUP_OF:	

Parameter	Result	Val Qual	Qual Code
TOLUENE	5.8	U	
TOTAL XYLENES	12	U	
TRANS-1,2-DICHLOROETHENE	5.8	U	
TRANS-1,3-DICHLOROPROPENE	5.8	U	
TRICHLOROETHENE	5.8	U	
TRICHLOROFLUOROMETHANE	5.8	U	
VINYL ACETATE	12	U	
VINYL CHLORIDE	5.8	U	

PROJ_NO: 00887

SDG: 7K29236 MEDIA: SOIL DATA FRACTION: OV

nsample	SB-508-0810	nsample	SB-508-0810	nsample	SB-508-0810
samp_date	11/28/2007	samp_date	11/28/2007	samp_date	11/28/2007
lab_id	A7K290236029	lab_id	A7K290236029	lab_id	A7K290236029
qc_type	NM	qc_type	NM	qc_type	NM
units	UG/KG	units	UG/KG	units	UG/KG
Pct_Solids	83.0	Pct_Solids	83.0	Pct_Solids	83.0
DUP_OF:		DUP_OF:		DUP_OF:	

Parameter	Result	Val Qual	Qual Code
1,1,1,2-TETRACHLOROETHANE	6	U	
1,1,1-TRICHLOROETHANE	6	U	
1,1,2,2-TETRACHLOROETHANE	6	U	
1,1,2-TRICHLOROTRIFLUOROETHANE	6	U	
1,1-DICHLOROETHANE	6	U	
1,1-DICHLOROETHENE	6	U	
1,1-DICHLOROPROPENE	6	U	
1,2,3-TRICHLOROBENZENE	6	U	
1,2,3-TRICHLOROPROPANE	6	U	
1,2,3-TRIMETHYLBENZENE	6	U	
1,2,4-TRICHLOROBENZENE	6	U	
1,2,4-TRIMETHYLBENZENE	6	U	
1,2-DIBROMO-3-CHLOROPROPANE	12	U	
1,2-DIBROMOETHANE	6	U	
1,2-DICHLOROBENZENE	6	U	
1,2-DICHLOROETHANE	6	U	
1,2-DICHLOROPROPANE	6	U	
1,3-DICHLOROBENZENE	6	U	
1,3-DICHLOROPROPANE	6	U	
1,4-DICHLOROBENZENE	6	U	
2,2-DICHLOROPROPANE	6	U	
2-BUTANONE	4.6	J	P
2-CHLOROETHYL VINYL ETHER	12	U	
2-CHLOROTOLUENE	6	U	
2-HEXANONE	12	U	
4-CHLOROTOLUENE	6	U	
4-ISOPROPYLTOLUENE	6	U	
4-METHYL-2-PENTANONE	12	U	
ACETONE	13	J	C
BENZENE	6	U	
BROMOBENZENE	6	U	
BROMOCHLOROMETHANE	6	U	

Parameter	Result	Val Qual	Qual Code
BROMODICHLOROMETHANE	6	U	
BROMOFORM	6	U	
BROMOMETHANE	6	U	
CARBON DISULFIDE	6	U	
CARBON TETRACHLORIDE	6	U	
CHLOROBENZENE	6	U	
CHLORODIBROMOMETHANE	6	U	
CHLOROETHANE	6	U	
CHLOROFORM	6	U	
CHLOROMETHANE	6	U	
CIS-1,2-DICHLOROETHENE	6	U	
CIS-1,3-DICHLOROPROPENE	6	U	
DIBROMOMETHANE	6	U	
DICHLORODIFLUOROMETHANE	6	U	
DIISOPROPYL ETHER	12	U	
ETHYL TERT-BUTYL ETHER	6	U	
ETHYLBENZENE	6	U	
HEXACHLOROBUTADIENE	6	U	
ISOPROPYLBENZENE	6	U	
M+P-XYLENES	12	U	
METHYL TERT-BUTYL ETHER	12	U	
METHYLENE CHLORIDE	7.2	B	A
NAPHTHALENE	6	U	
N-BUTYLBENZENE	6	U	
N-PROPYLBENZENE	6	U	
O-XYLENE	6	U	
SEC-BUTYLBENZENE	6	U	
STYRENE	6	U	
TERT-AMYL METHYL ETHER	6	U	
TERT-BUTYLBENZENE	6	U	
TERTIARY-BUTYL ALCOHOL	120	UR	C
TETRACHLOROETHENE	6	U	

Parameter	Result	Val Qual	Qual Code
TOLUENE	6	U	
TOTAL XYLENES	12	U	
TRANS-1,2-DICHLOROETHENE	6	U	
TRANS-1,3-DICHLOROPROPENE	6	U	
TRICHLOROETHENE	6	U	
TRICHLOROFLUOROMETHANE	6	U	
VINYL ACETATE	12	U	
VINYL CHLORIDE	6	U	

PROJ_NO: 00887

SDG: 7K29236 MEDIA: SOIL DATA FRACTION: OS

nsample	DUP-01
samp_date	11/27/2007
lab_id	A7K290236019
qc_type	NM
units	UG/KG
Pct_Solids	77.0
DUP_OF:	SB-503-0001

Parameter	Result	Val Qual	Qual Code
1,1-BIPHENYL	430	U	
2,2'-OXYBIS(1-CHLOROPROPANE)	430	U	
2,4,5-TRICHLOROPHENOL	430	U	
2,4,6-TRICHLOROPHENOL	430	U	
2,4-DICHLOROPHENOL	430	U	
2,4-DIMETHYLPHENOL	430	U	
2,4-DINITROPHENOL	850	U	
2,4-DINITROTOLUENE	430	U	
2,6-DINITROTOLUENE	430	U	
2-CHLORONAPHTHALENE	430	U	
2-CHLOROPHENOL	430	U	
2-METHYLNAPHTHALENE	20	J	P
2-METHYLPHENOL	430	U	
2-NITROANILINE	850	U	
2-NITROPHENOL	430	U	
3,3'-DICHLOROBENZIDINE	430	U	
3-NITROANILINE	850	U	
4,6-DINITRO-2-METHYLPHENOL	430	U	
4-BROMOPHENYL PHENYL ETHER	430	U	
4-CHLORO-3-METHYLPHENOL	430	U	
4-CHLOROANILINE	430	U	
4-CHLOROPHENYL PHENYL ETHER	430	U	
4-METHYLPHENOL	430	U	
4-NITROANILINE	430	U	
4-NITROPHENOL	850	U	
ACENAPHTHENE	84	J	P
ACENAPHTHYLENE	36	J	P
ACETOPHENONE	86	U	
ANTHRACENE	170	J	P
ATRAZINE	430	U	
BENZALDEHYDE	430	U	
BENZO(A)ANTHRACENE	610		

nsample	DUP-01
samp_date	11/27/2007
lab_id	A7K290236019
qc_type	NM
units	UG/KG
Pct_Solids	77.0
DUP_OF:	SB-503-0001

Parameter	Result	Val Qual	Qual Code
BENZO(A)PYRENE	600		
BENZO(B)FLUORANTHENE	800		
BENZO(G,H,I)PERYLENE	370	J	P
BENZO(K)FLUORANTHENE	310	J	P
BIS(2-CHLOROETHOXY)METHANE	430	U	
BIS(2-CHLOROETHYL)ETHER	430	U	
BIS(2-ETHYLHEXYL)PHTHALATE	37	J	P
BUTYL BENZYL PHTHALATE	430	U	
CAPROLACTAM	430	U	
CARBAZOLE	82	J	P
CHRYSENE	620		
DIBENZO(A,H)ANTHRACENE	110	J	P
DIBENZOFURAN	34	J	P
DIETHYL PHTHALATE	430	U	
DIMETHYL PHTHALATE	430	U	
DI-N-BUTYL PHTHALATE	430	U	
DI-N-OCTYL PHTHALATE	430	U	
FLUORANTHENE	1300		
FLUORENE	75	J	P
HEXACHLOROBENZENE	430	U	
HEXACHLOROBUTADIENE	430	U	
HEXACHLOROCYCLOPENTADIENE	430	U	
HEXACHLOROETHANE	430	U	
INDENO(1,2,3-CD)PYRENE	350	J	P
ISOPHORONE	430	U	
NAPHTHALENE	24	J	P
NITROBENZENE	430	U	
N-NITROSODIMETHYLAMINE	430	U	
N-NITROSO-DI-N-PROPYLAMINE	430	U	
N-NITROSODIPHENYLAMINE	430	U	
PENTACHLOROPHENOL	430	U	
PHENANTHRENE	670		

nsample	DUP-01
samp_date	11/27/2007
lab_id	A7K290236019
qc_type	NM
units	UG/KG
Pct_Solids	77.0
DUP_OF:	SB-503-0001

Parameter	Result	Val Qual	Qual Code
PHENOL	430	U	
PYRENE	1000		

PROJ_NO: 00887

SDG: 7K29236 MEDIA: SOIL DATA FRACTION: OS

nsample	DUP-02
samp_date	11/28/2007
lab_id	A7K290236023
qc_type	NM
units	UG/KG
Pct_Solids	87.0
DUP_OF:	SB-506-0001

Parameter	Result	Val Qual	Qual Code
1,1-BIPHENYL	380	U	
2,2'-OXYBIS(1-CHLOROPROPANE)	380	U	
2,4,5-TRICHLOROPHENOL	380	U	
2,4,6-TRICHLOROPHENOL	380	U	
2,4-DICHLOROPHENOL	380	U	
2,4-DIMETHYLPHENOL	380	U	
2,4-DINITROPHENOL	760	U	
2,4-DINITROTOLUENE	380	U	
2,6-DINITROTOLUENE	380	U	
2-CHLORONAPHTHALENE	380	U	
2-CHLOROPHENOL	380	U	
2-METHYLNAPHTHALENE	380	U	
2-METHYLPHENOL	380	U	
2-NITROANILINE	760	U	
2-NITROPHENOL	380	U	
3,3'-DICHLOROBENZIDINE	380	U	
3-NITROANILINE	760	U	
4,6-DINITRO-2-METHYLPHENOL	380	U	
4-BROMOPHENYL PHENYL ETHER	380	U	
4-CHLORO-3-METHYLPHENOL	380	U	
4-CHLOROANILINE	380	U	
4-CHLOROPHENYL PHENYL ETHER	380	U	
4-METHYLPHENOL	380	U	
4-NITROANILINE	380	U	
4-NITROPHENOL	760	U	
ACENAPHTHENE	380	U	
ACENAPHTHYLENE	380	U	
ACETOPHENONE	77	U	
ANTHRACENE	380	U	
ATRAZINE	380	U	
BENZALDEHYDE	380	U	
BENZO(A)ANTHRACENE	380	U	

nsample	DUP-02
samp_date	11/28/2007
lab_id	A7K290236023
qc_type	NM
units	UG/KG
Pct_Solids	87.0
DUP_OF:	SB-506-0001

Parameter	Result	Val Qual	Qual Code
BENZO(A)PYRENE	380	U	
BENZO(B)FLUORANTHENE	380	U	
BENZO(G,H,I)PERYLENE	380	U	
BENZO(K)FLUORANTHENE	380	U	
BIS(2-CHLOROETHOXY)METHANE	380	U	
BIS(2-CHLOROETHYL)ETHER	380	U	
BIS(2-ETHYLHEXYL)PHTHALATE	24	J	P
BUTYL BENZYL PHTHALATE	380	U	
CAPROLACTAM	380	U	
CARBAZOLE	380	U	
CHRYSENE	380	U	
DIBENZO(A,H)ANTHRACENE	380	U	
DIBENZOFURAN	380	U	
DIETHYL PHTHALATE	380	U	
DIMETHYL PHTHALATE	380	U	
DI-N-BUTYL PHTHALATE	380	U	
DI-N-OCTYL PHTHALATE	380	U	
FLUORANTHENE	380	U	
FLUORENE	380	U	
HEXACHLOROBENZENE	380	U	
HEXACHLOROBUTADIENE	380	U	
HEXACHLOROCYCLOPENTADIENE	380	U	
HEXACHLOROETHANE	380	U	
INDENO(1,2,3-CD)PYRENE	380	U	
ISOPHORONE	380	U	
NAPHTHALENE	380	U	
NITROBENZENE	380	U	
N-NITROSODIMETHYLAMINE	380	U	
N-NITROSO-DI-N-PROPYLAMINE	380	U	
N-NITROSODIPHENYLAMINE	380	U	
PENTACHLOROPHENOL	380	U	
PHENANTHRENE	380	U	

nsample	DUP-02
samp_date	11/28/2007
lab_id	A7K290236023
qc_type	NM
units	UG/KG
Pct_Solids	87.0
DUP_OF:	SB-506-0001

Parameter	Result	Val Qual	Qual Code
PHENOL	380	U	
PYRENE	380	U	

PROJ_NO: 00887

SDG: 7K29236 MEDIA: SOIL DATA FRACTION: OS

nsample	DUP-03
samp_date	11/28/2007
lab_id	A7K290236030
qc_type	NM
units	UG/KG
Pct_Solids	85.0
DUP_OF:	SB-508-0406

Parameter	Result	Val Qual	Qual Code
1,1-BIPHENYL	390	U	
2,2'-OXYBIS(1-CHLOROPROPANE)	390	U	
2,4,5-TRICHLOROPHENOL	390	U	
2,4,6-TRICHLOROPHENOL	390	U	
2,4-DICHLOROPHENOL	390	U	
2,4-DIMETHYLPHENOL	390	U	
2,4-DINITROPHENOL	780	U	
2,4-DINITROTOLUENE	390	U	
2,6-DINITROTOLUENE	390	U	
2-CHLORONAPHTHALENE	390	U	
2-CHLOROPHENOL	390	U	
2-METHYLNAPHTHALENE	390	U	
2-METHYLPHENOL	390	U	
2-NITROANILINE	780	U	
2-NITROPHENOL	390	U	
3,3'-DICHLOROBENZIDINE	390	U	
3-NITROANILINE	780	U	
4,6-DINITRO-2-METHYLPHENOL	390	U	
4-BROMOPHENYL PHENYL ETHER	390	U	
4-CHLORO-3-METHYLPHENOL	390	U	
4-CHLOROANILINE	390	U	
4-CHLOROPHENYL PHENYL ETHER	390	U	
4-METHYLPHENOL	390	U	
4-NITROANILINE	390	U	
4-NITROPHENOL	780	U	
ACENAPHTHENE	390	U	
ACENAPHTHYLENE	390	U	
ACETOPHENONE	78	U	
ANTHRACENE	390	U	
ATRAZINE	390	U	
BENZALDEHYDE	390	U	
BENZO(A)ANTHRACENE	390	U	

nsample	DUP-03
samp_date	11/28/2007
lab_id	A7K290236030
qc_type	NM
units	UG/KG
Pct_Solids	85.0
DUP_OF:	SB-508-0406

Parameter	Result	Val Qual	Qual Code
BENZO(A)PYRENE	390	U	
BENZO(B)FLUORANTHENE	390	U	
BENZO(G,H,I)PERYLENE	390	U	
BENZO(K)FLUORANTHENE	390	U	
BIS(2-CHLOROETHOXY)METHANE	390	U	
BIS(2-CHLOROETHYL)ETHER	390	U	
BIS(2-ETHYLHEXYL)PHTHALATE	390	U	
BUTYL BENZYL PHTHALATE	390	U	
CAPROLACTAM	390	U	
CARBAZOLE	390	U	
CHRYSENE	390	U	
DIBENZO(A,H)ANTHRACENE	390	U	
DIBENZOFURAN	390	U	
DIETHYL PHTHALATE	390	U	
DIMETHYL PHTHALATE	390	U	
DI-N-BUTYL PHTHALATE	390	U	
DI-N-OCTYL PHTHALATE	390	U	
FLUORANTHENE	390	U	
FLUORENE	390	U	
HEXACHLOROBENZENE	390	U	
HEXACHLOROBUTADIENE	390	U	
HEXACHLOROCYCLOPENTADIENE	390	U	
HEXACHLOROETHANE	390	U	
INDENO(1,2,3-CD)PYRENE	390	U	
ISOPHORONE	390	U	
NAPHTHALENE	390	U	
NITROBENZENE	390	U	
N-NITROSODIMETHYLAMINE	390	U	
N-NITROSO-DI-N-PROPYLAMINE	390	U	
N-NITROSODIPHENYLAMINE	390	U	
PENTACHLOROPHENOL	390	U	
PHENANTHRENE	390	U	

nsample	DUP-03
samp_date	11/28/2007
lab_id	A7K290236030
qc_type	NM
units	UG/KG
Pct_Solids	85.0
DUP_OF:	SB-508-0406

Parameter	Result	Val Qual	Qual Code
PHENOL	390	U	
PYRENE	390	U	

PROJ_NO: 00887

SDG: 7K29236 MEDIA: SOIL DATA FRACTION: OS

nsample	SB-500-0001	nsample	SB-500-0001	nsample	SB-500-0001
samp_date	11/27/2007	samp_date	11/27/2007	samp_date	11/27/2007
lab_id	A7K290236001	lab_id	A7K290236001	lab_id	A7K290236001
qc_type	NM	qc_type	NM	qc_type	NM
units	UG/KG	units	UG/KG	units	UG/KG
Pct_Solids	88.0	Pct_Solids	88.0	Pct_Solids	88.0
DUP_OF:		DUP_OF:		DUP_OF:	

Parameter	Result	Val Qual	Qual Code
1,1-BIPHENYL	560	U	
2,2'-OXYBIS(1-CHLOROPROPANE)	560	U	
2,4,5-TRICHLOROPHENOL	560	U	
2,4,6-TRICHLOROPHENOL	560	U	
2,4-DICHLOROPHENOL	560	U	
2,4-DIMETHYLPHENOL	560	U	
2,4-DINITROPHENOL	1100	U	
2,4-DINITROTOLUENE	560	U	
2,6-DINITROTOLUENE	560	U	
2-CHLORONAPHTHALENE	560	U	
2-CHLOROPHENOL	560	U	
2-METHYLNAPHTHALENE	560	U	
2-METHYLPHENOL	560	U	
2-NITROANILINE	1100	U	
2-NITROPHENOL	560	U	
3,3'-DICHLOROBENZIDINE	560	U	
3-NITROANILINE	1100	U	
4,6-DINITRO-2-METHYLPHENOL	560	U	
4-BROMOPHENYL PHENYL ETHER	560	U	
4-CHLORO-3-METHYLPHENOL	560	U	
4-CHLOROANILINE	560	U	
4-CHLOROPHENYL PHENYL ETHER	560	U	
4-METHYLPHENOL	560	U	
4-NITROANILINE	560	U	
4-NITROPHENOL	1100	U	
ACENAPHTHENE	25	J	P
ACENAPHTHYLENE	13	J	P
ACETOPHENONE	110	U	
ANTHRACENE	78	J	P
ATRAZINE	560	U	
BENZALDEHYDE	560	U	
BENZO(A)ANTHRACENE	280	J	P

Parameter	Result	Val Qual	Qual Code
BENZO(A)PYRENE	340	J	P
BENZO(B)FLUORANTHENE	520	J	P
BENZO(G,H,I)PERYLENE	360	J	P
BENZO(K)FLUORANTHENE	210	J	P
BIS(2-CHLOROETHOXY)METHANE	560	U	
BIS(2-CHLOROETHYL)ETHER	560	U	
BIS(2-ETHYLHEXYL)PHTHALATE	560	U	
BUTYL BENZYL PHTHALATE	560	U	
CAPROLACTAM	560	U	
CARBAZOLE	27	J	P
CHRYSENE	300	J	P
DIBENZO(A,H)ANTHRACENE	90	J	P
DIBENZOFURAN	560	U	
DIETHYL PHTHALATE	560	U	
DIMETHYL PHTHALATE	560	U	
DI-N-BUTYL PHTHALATE	560	U	
DI-N-OCTYL PHTHALATE	560	U	
FLUORANTHENE	570		
FLUORENE	19	J	P
HEXACHLOROBENZENE	560	U	
HEXACHLOROBUTADIENE	560	U	
HEXACHLOROCYCLOPENTADIENE	560	U	
HEXACHLOROETHANE	560	U	
INDENO(1,2,3-CD)PYRENE	300	J	P
ISOPHORONE	560	U	
NAPHTHALENE	560	U	
NITROBENZENE	560	U	
N-NITROSODIMETHYLAMINE	560	U	
N-NITROSO-DI-N-PROPYLAMINE	560	U	
N-NITROSODIPHENYLAMINE	560	U	
PENTACHLOROPHENOL	560	U	
PHENANTHRENE	220	J	P

Parameter	Result	Val Qual	Qual Code
PHENOL	560	U	
PYRENE	460	J	P

PROJ_NO: 00887

SDG: 7K29236 MEDIA: SOIL DATA FRACTION: OS

nsample	SB-500-0406RE	nsample	SB-500-0406RE	nsample	SB-500-0406RE
samp_date	11/27/2007	samp_date	11/27/2007	samp_date	11/27/2007
lab_id	A7K290236002	lab_id	A7K290236002	lab_id	A7K290236002
qc_type	NM	qc_type	NM	qc_type	NM
units	UG/KG	units	UG/KG	units	UG/KG
Pct_Solids	89.0	Pct_Solids	89.0	Pct_Solids	89.0
DUP_OF:		DUP_OF:		DUP_OF:	

Parameter	Result	Val Qual	Qual Code
1,1-BIPHENYL	370	U	
2,2'-OXYBIS(1-CHLOROPROPANE)	370	U	
2,4,5-TRICHLOROPHENOL	370	U	
2,4,6-TRICHLOROPHENOL	370	U	
2,4-DICHLOROPHENOL	370	U	
2,4-DIMETHYLPHENOL	370	U	
2,4-DINITROPHENOL	740	U	
2,4-DINITROTOLUENE	370	U	
2,6-DINITROTOLUENE	370	U	
2-CHLORONAPHTHALENE	370	U	
2-CHLOROPHENOL	370	U	
2-METHYLNAPHTHALENE	370	U	
2-METHYLPHENOL	370	U	
2-NITROANILINE	740	U	
2-NITROPHENOL	370	U	
3,3'-DICHLOROBENZIDINE	370	U	
3-NITROANILINE	740	U	
4,6-DINITRO-2-METHYLPHENOL	370	U	
4-BROMOPHENYL PHENYL ETHER	370	U	
4-CHLORO-3-METHYLPHENOL	370	U	
4-CHLOROANILINE	370	U	
4-CHLOROPHENYL PHENYL ETHER	370	U	
4-METHYLPHENOL	370	U	
4-NITROANILINE	370	U	
4-NITROPHENOL	740	U	
ACENAPHTHENE	370	U	
ACENAPHTHYLENE	370	U	
ACETOPHENONE	75	U	
ANTHRACENE	370	U	
ATRAZINE	370	U	
BENZALDEHYDE	370	U	
BENZO(A)ANTHRACENE	370	U	

Parameter	Result	Val Qual	Qual Code
BENZO(A)PYRENE	370	U	
BENZO(B)FLUORANTHENE	370	U	
BENZO(G,H,I)PERYLENE	370	U	
BENZO(K)FLUORANTHENE	370	U	
BIS(2-CHLOROETHOXY)METHANE	370	U	
BIS(2-CHLOROETHYL)ETHER	370	U	
BIS(2-ETHYLHEXYL)PHTHALATE	370	U	
BUTYL BENZYL PHTHALATE	370	U	
CAPROLACTAM	370	U	
CARBAZOLE	370	U	
CHRYSENE	370	U	
DIBENZO(A,H)ANTHRACENE	370	U	
DIBENZOFURAN	370	U	
DIETHYL PHTHALATE	370	U	
DIMETHYL PHTHALATE	370	U	
DI-N-BUTYL PHTHALATE	370	U	
DI-N-OCTYL PHTHALATE	370	U	
FLUORANTHENE	370	U	
FLUORENE	370	U	
HEXACHLOROBENZENE	370	U	
HEXACHLOROBUTADIENE	370	U	
HEXACHLOROCYCLOPENTADIENE	370	U	
HEXACHLOROETHANE	370	U	
INDENO(1,2,3-CD)PYRENE	370	U	
ISOPHORONE	370	U	
NAPHTHALENE	370	U	
NITROBENZENE	370	U	
N-NITROSODIMETHYLAMINE	370	U	
N-NITROSO-DI-N-PROPYLAMINE	370	U	
N-NITROSODIPHENYLAMINE	370	U	
PENTACHLOROPHENOL	370	U	
PHENANTHRENE	370	U	

Parameter	Result	Val Qual	Qual Code
PHENOL	370	U	
PYRENE	370	U	

PROJ_NO: 00887

SDG: 7K29236 MEDIA: SOIL DATA FRACTION: OS

nsample	SB-500-0810
samp_date	11/27/2007
lab_id	A7K290236003
qc_type	NM
units	UG/KG
Pct_Solids	83.0
DUP_OF:	

Parameter	Result	Val Qual	Qual Code
1,1-BIPHENYL	400	U	
2,2'-OXYBIS(1-CHLOROPROPANE)	400	U	
2,4,5-TRICHLOROPHENOL	400	U	
2,4,6-TRICHLOROPHENOL	400	U	
2,4-DICHLOROPHENOL	400	U	
2,4-DIMETHYLPHENOL	400	U	
2,4-DINITROPHENOL	790	U	
2,4-DINITROTOLUENE	400	U	
2,6-DINITROTOLUENE	400	U	
2-CHLORONAPHTHALENE	400	U	
2-CHLOROPHENOL	400	U	
2-METHYLNAPHTHALENE	400	U	
2-METHYLPHENOL	400	U	
2-NITROANILINE	790	U	
2-NITROPHENOL	400	U	
3,3'-DICHLOROBENZIDINE	400	U	
3-NITROANILINE	790	U	
4,6-DINITRO-2-METHYLPHENOL	400	U	
4-BROMOPHENYL PHENYL ETHER	400	U	
4-CHLORO-3-METHYLPHENOL	400	U	
4-CHLOROANILINE	400	U	
4-CHLOROPHENYL PHENYL ETHER	400	U	
4-METHYLPHENOL	400	U	
4-NITROANILINE	400	U	
4-NITROPHENOL	790	U	
ACENAPHTHENE	400	U	
ACENAPHTHYLENE	400	U	
ACETOPHENONE	80	U	
ANTHRACENE	400	U	
ATRAZINE	400	U	
BENZALDEHYDE	400	U	
BENZO(A)ANTHRACENE	400	U	

nsample	SB-500-0810
samp_date	11/27/2007
lab_id	A7K290236003
qc_type	NM
units	UG/KG
Pct_Solids	83.0
DUP_OF:	

Parameter	Result	Val Qual	Qual Code
BENZO(A)PYRENE	400	U	
BENZO(B)FLUORANTHENE	400	U	
BENZO(G,H,I)PERYLENE	400	U	
BENZO(K)FLUORANTHENE	400	U	
BIS(2-CHLOROETHOXY)METHANE	400	U	
BIS(2-CHLOROETHYL)ETHER	400	U	
BIS(2-ETHYLHEXYL)PHTHALATE	400	U	
BUTYL BENZYL PHTHALATE	400	U	
CAPROLACTAM	400	U	
CARBAZOLE	400	U	
CHRYSENE	400	U	
DIBENZO(A,H)ANTHRACENE	400	U	
DIBENZOFURAN	400	U	
DIETHYL PHTHALATE	400	U	
DIMETHYL PHTHALATE	400	U	
DI-N-BUTYL PHTHALATE	400	U	
DI-N-OCTYL PHTHALATE	400	U	
FLUORANTHENE	400	U	
FLUORENE	400	U	
HEXACHLOROBENZENE	400	U	
HEXACHLOROBUTADIENE	400	U	
HEXACHLOROCYCLOPENTADIENE	400	U	
HEXACHLOROETHANE	400	U	
INDENO(1,2,3-CD)PYRENE	400	U	
ISOPHORONE	400	U	
NAPHTHALENE	400	U	
NITROBENZENE	400	U	
N-NITROSODIMETHYLAMINE	400	U	
N-NITROSO-DI-N-PROPYLAMINE	400	U	
N-NITROSODIPHENYLAMINE	400	U	
PENTACHLOROPHENOL	400	U	
PHENANTHRENE	400	U	

nsample	SB-500-0810
samp_date	11/27/2007
lab_id	A7K290236003
qc_type	NM
units	UG/KG
Pct_Solids	83.0
DUP_OF:	

Parameter	Result	Val Qual	Qual Code
PHENOL	400	U	
PYRENE	400	U	

PROJ_NO: 00887

SDG: 7K29236 MEDIA: SOIL DATA FRACTION: OS

nsample	SB-501-0001DL
samp_date	11/27/2007
lab_id	A7K290236004
qc_type	NM
units	UG/KG
Pct_Solids	87.0
DUP_OF:	

Parameter	Result	Val Qual	Qual Code
1,1-BIPHENYL	7600	U	
2,2'-OXYBIS(1-CHLOROPROPANE)	7600	U	
2,4,5-TRICHLOROPHENOL	7600	U	
2,4,6-TRICHLOROPHENOL	7600	U	
2,4-DICHLOROPHENOL	7600	U	
2,4-DIMETHYLPHENOL	7600	U	
2,4-DINITROPHENOL	15000	U	
2,4-DINITROTOLUENE	7600	U	
2,6-DINITROTOLUENE	7600	U	
2-CHLORONAPHTHALENE	7600	U	
2-CHLOROPHENOL	7600	U	
2-METHYLNAPHTHALENE	7600	U	
2-METHYLPHENOL	7600	U	
2-NITROANILINE	15000	U	
2-NITROPHENOL	7600	U	
3,3'-DICHLOROBENZIDINE	7600	U	
3-NITROANILINE	15000	U	
4,6-DINITRO-2-METHYLPHENOL	7600	U	
4-BROMOPHENYL PHENYL ETHER	7600	U	
4-CHLORO-3-METHYLPHENOL	7600	U	
4-CHLOROANILINE	7600	U	
4-CHLOROPHENYL PHENYL ETHER	7600	U	
4-METHYLPHENOL	7600	U	
4-NITROANILINE	7600	U	
4-NITROPHENOL	15000	U	
ACENAPHTHENE	7600	U	
ACENAPHTHYLENE	7600	U	
ACETOPHENONE	1500	U	
ANTHRACENE	7600	U	
ATRAZINE	7600	U	
BENZALDEHYDE	7600	U	
BENZO(A)ANTHRACENE	240	J	P

nsample	SB-501-0001DL
samp_date	11/27/2007
lab_id	A7K290236004
qc_type	NM
units	UG/KG
Pct_Solids	87.0
DUP_OF:	

Parameter	Result	Val Qual	Qual Code
BENZO(A)PYRENE	190	J	P
BENZO(B)FLUORANTHENE	450	J	P
BENZO(G,H,I)PERYLENE	7600	U	
BENZO(K)FLUORANTHENE	7600	U	
BIS(2-CHLOROETHOXY)METHANE	7600	U	
BIS(2-CHLOROETHYL)ETHER	7600	U	
BIS(2-ETHYLHEXYL)PHTHALATE	7600	U	
BUTYL BENZYL PHTHALATE	7600	U	
CAPROLACTAM	7600	U	
CARBAZOLE	7600	U	
CHRYSENE	220	J	P
DIBENZO(A,H)ANTHRACENE	7600	U	
DIBENZOFURAN	7600	U	
DIETHYL PHTHALATE	7600	U	
DIMETHYL PHTHALATE	7600	U	
DI-N-BUTYL PHTHALATE	7600	U	
DI-N-OCTYL PHTHALATE	7600	U	
FLUORANTHENE	450	J	P
FLUORENE	7600	U	
HEXACHLOROBENZENE	7600	U	
HEXACHLOROBUTADIENE	7600	U	
HEXACHLOROCYCLOPENTADIENE	7600	U	
HEXACHLOROETHANE	7600	U	
INDENO(1,2,3-CD)PYRENE	7600	U	
ISOPHORONE	7600	U	
NAPHTHALENE	7600	U	
NITROBENZENE	7600	U	
N-NITROSODIMETHYLAMINE	7600	U	
N-NITROSO-DI-N-PROPYLAMINE	7600	U	
N-NITROSODIPHENYLAMINE	7600	U	
PENTACHLOROPHENOL	7600	U	
PHENANTHRENE	200	J	P

nsample	SB-501-0001DL
samp_date	11/27/2007
lab_id	A7K290236004
qc_type	NM
units	UG/KG
Pct_Solids	87.0
DUP_OF:	

Parameter	Result	Val Qual	Qual Code
PHENOL	7600	U	
PYRENE	370	J	P

PROJ_NO: 00887

SDG: 7K29236 MEDIA: SOIL DATA FRACTION: OS

nsample	SB-501-0406	nsample	SB-501-0406	nsample	SB-501-0406
samp_date	11/27/2007	samp_date	11/27/2007	samp_date	11/27/2007
lab_id	A7K290236005	lab_id	A7K290236005	lab_id	A7K290236005
qc_type	NM	qc_type	NM	qc_type	NM
units	UG/KG	units	UG/KG	units	UG/KG
Pct_Solids	89.0	Pct_Solids	89.0	Pct_Solids	89.0
DUP_OF:		DUP_OF:		DUP_OF:	

Parameter	Result	Val Qual	Qual Code
1,1-BIPHENYL	370	U	
2,2'-OXYBIS(1-CHLOROPROPANE)	370	U	
2,4,5-TRICHLOROPHENOL	370	U	
2,4,6-TRICHLOROPHENOL	370	U	
2,4-DICHLOROPHENOL	370	U	
2,4-DIMETHYLPHENOL	370	U	
2,4-DINITROPHENOL	740	U	
2,4-DINITROTOLUENE	370	U	
2,6-DINITROTOLUENE	370	U	
2-CHLORONAPHTHALENE	370	U	
2-CHLOROPHENOL	370	U	
2-METHYLNAPHTHALENE	370	U	
2-METHYLPHENOL	370	U	
2-NITROANILINE	740	U	
2-NITROPHENOL	370	U	
3,3'-DICHLOROBENZIDINE	370	U	
3-NITROANILINE	740	U	
4,6-DINITRO-2-METHYLPHENOL	370	U	
4-BROMOPHENYL PHENYL ETHER	370	U	
4-CHLORO-3-METHYLPHENOL	370	U	
4-CHLOROANILINE	370	U	
4-CHLOROPHENYL PHENYL ETHER	370	U	
4-METHYLPHENOL	370	U	
4-NITROANILINE	370	U	
4-NITROPHENOL	740	U	
ACENAPHTHENE	370	U	
ACENAPHTHYLENE	370	U	
ACETOPHENONE	74	U	
ANTHRACENE	370	U	
ATRAZINE	370	U	
BENZALDEHYDE	370	U	
BENZO(A)ANTHRACENE	370	U	

Parameter	Result	Val Qual	Qual Code
BENZO(A)PYRENE	370	U	
BENZO(B)FLUORANTHENE	370	U	
BENZO(G,H,I)PERYLENE	370	U	
BENZO(K)FLUORANTHENE	370	U	
BIS(2-CHLOROETHOXY)METHANE	370	U	
BIS(2-CHLOROETHYL)ETHER	370	U	
BIS(2-ETHYLHEXYL)PHTHALATE	370	U	
BUTYL BENZYL PHTHALATE	370	U	
CAPROLACTAM	370	U	
CARBAZOLE	370	U	
CHRYSENE	370	U	
DIBENZO(A,H)ANTHRACENE	370	U	
DIBENZOFURAN	370	U	
DIETHYL PHTHALATE	370	U	
DIMETHYL PHTHALATE	370	U	
DI-N-BUTYL PHTHALATE	370	U	
DI-N-OCTYL PHTHALATE	370	U	
FLUORANTHENE	370	U	
FLUORENE	370	U	
HEXACHLOROBENZENE	370	U	
HEXACHLOROBUTADIENE	370	U	
HEXACHLOROCYCLOPENTADIENE	370	U	
HEXACHLOROETHANE	370	U	
INDENO(1,2,3-CD)PYRENE	370	U	
ISOPHORONE	370	U	
NAPHTHALENE	370	U	
NITROBENZENE	370	U	
N-NITROSODIMETHYLAMINE	370	U	
N-NITROSO-DI-N-PROPYLAMINE	370	U	
N-NITROSODIPHENYLAMINE	370	U	
PENTACHLOROPHENOL	370	U	
PHENANTHRENE	370	U	

Parameter	Result	Val Qual	Qual Code
PHENOL	370	U	
PYRENE	370	U	

PROJ_NO: 00887

SDG: 7K29236 MEDIA: SOIL DATA FRACTION: OS

nsample	SB-501-0810
samp_date	11/27/2007
lab_id	A7K290236006
qc_type	NM
units	UG/KG
Pct_Solids	85.0
DUP_OF:	

Parameter	Result	Val Qual	Qual Code
1,1-BIPHENYL	390	U	
2,2'-OXYBIS(1-CHLOROPROPANE)	390	U	
2,4,5-TRICHLOROPHENOL	390	U	
2,4,6-TRICHLOROPHENOL	390	U	
2,4-DICHLOROPHENOL	390	U	
2,4-DIMETHYLPHENOL	390	U	
2,4-DINITROPHENOL	780	U	
2,4-DINITROTOLUENE	390	U	
2,6-DINITROTOLUENE	390	U	
2-CHLORONAPHTHALENE	390	U	
2-CHLOROPHENOL	390	U	
2-METHYLNAPHTHALENE	390	U	
2-METHYLPHENOL	390	U	
2-NITROANILINE	780	U	
2-NITROPHENOL	390	U	
3,3'-DICHLOROBENZIDINE	390	U	
3-NITROANILINE	780	U	
4,6-DINITRO-2-METHYLPHENOL	390	U	
4-BROMOPHENYL PHENYL ETHER	390	U	
4-CHLORO-3-METHYLPHENOL	390	U	
4-CHLOROANILINE	390	U	
4-CHLOROPHENYL PHENYL ETHER	390	U	
4-METHYLPHENOL	390	U	
4-NITROANILINE	390	U	
4-NITROPHENOL	780	U	
ACENAPHTHENE	390	U	
ACENAPHTHYLENE	390	U	
ACETOPHENONE	79	U	
ANTHRACENE	390	U	
ATRAZINE	390	U	
BENZALDEHYDE	390	U	
BENZO(A)ANTHRACENE	390	U	

nsample	SB-501-0810
samp_date	11/27/2007
lab_id	A7K290236006
qc_type	NM
units	UG/KG
Pct_Solids	85.0
DUP_OF:	

Parameter	Result	Val Qual	Qual Code
BENZO(A)PYRENE	390	U	
BENZO(B)FLUORANTHENE	390	U	
BENZO(G,H,I)PERYLENE	390	U	
BENZO(K)FLUORANTHENE	390	U	
BIS(2-CHLOROETHOXY)METHANE	390	U	
BIS(2-CHLOROETHYL)ETHER	390	U	
BIS(2-ETHYLHEXYL)PHTHALATE	390	U	
BUTYL BENZYL PHTHALATE	390	U	
CAPROLACTAM	390	U	
CARBAZOLE	390	U	
CHRYSENE	390	U	
DIBENZO(A,H)ANTHRACENE	390	U	
DIBENZOFURAN	390	U	
DIETHYL PHTHALATE	390	U	
DIMETHYL PHTHALATE	390	U	
DI-N-BUTYL PHTHALATE	390	U	
DI-N-OCTYL PHTHALATE	390	U	
FLUORANTHENE	390	U	
FLUORENE	390	U	
HEXACHLOROBENZENE	390	U	
HEXACHLOROBUTADIENE	390	U	
HEXACHLOROCYCLOPENTADIENE	390	U	
HEXACHLOROETHANE	390	U	
INDENO(1,2,3-CD)PYRENE	390	U	
ISOPHORONE	390	U	
NAPHTHALENE	390	U	
NITROBENZENE	390	U	
N-NITROSODIMETHYLAMINE	390	U	
N-NITROSO-DI-N-PROPYLAMINE	390	U	
N-NITROSODIPHENYLAMINE	390	U	
PENTACHLOROPHENOL	390	U	
PHENANTHRENE	390	U	

nsample	SB-501-0810
samp_date	11/27/2007
lab_id	A7K290236006
qc_type	NM
units	UG/KG
Pct_Solids	85.0
DUP_OF:	

Parameter	Result	Val Qual	Qual Code
PHENOL	390	U	
PYRENE	390	U	

PROJ_NO: 00887

SDG: 7K29236 MEDIA: SOIL DATA FRACTION: OS

nsample	SB-502-0001DL	nsample	SB-502-0001DL	nsample	SB-502-0001DL
samp_date	11/27/2007	samp_date	11/27/2007	samp_date	11/27/2007
lab_id	A7K290236007	lab_id	A7K290236007	lab_id	A7K290236007
qc_type	NM	qc_type	NM	qc_type	NM
units	UG/KG	units	UG/KG	units	UG/KG
Pct_Solids	84.0	Pct_Solids	84.0	Pct_Solids	84.0
DUP_OF:		DUP_OF:		DUP_OF:	

Parameter	Result	Val Qual	Qual Code
1,1-BIPHENYL	2000	U	
2,2'-OXYBIS(1-CHLOROPROPANE)	2000	U	
2,4,5-TRICHLOROPHENOL	2000	U	
2,4,6-TRICHLOROPHENOL	2000	U	
2,4-DICHLOROPHENOL	2000	U	
2,4-DIMETHYLPHENOL	2000	U	
2,4-DINITROPHENOL	3900	U	
2,4-DINITROTOLUENE	2000	U	
2,6-DINITROTOLUENE	2000	U	
2-CHLORONAPHTHALENE	2000	U	
2-CHLOROPHENOL	2000	U	
2-METHYLNAPHTHALENE	2000	U	
2-METHYLPHENOL	2000	U	
2-NITROANILINE	3900	U	
2-NITROPHENOL	2000	U	
3,3'-DICHLOROBENZIDINE	2000	U	
3-NITROANILINE	3900	U	
4,6-DINITRO-2-METHYLPHENOL	2000	U	
4-BROMOPHENYL PHENYL ETHER	2000	U	
4-CHLORO-3-METHYLPHENOL	2000	U	
4-CHLOROANILINE	2000	U	
4-CHLOROPHENYL PHENYL ETHER	2000	U	
4-METHYLPHENOL	2000	U	
4-NITROANILINE	2000	U	
4-NITROPHENOL	3900	U	
ACENAPHTHENE	2000	U	
ACENAPHTHYLENE	84	J	P
ACETOPHENONE	390	U	
ANTHRACENE	360	J	P
ATRAZINE	2000	U	
BENZALDEHYDE	2000	U	
BENZO(A)ANTHRACENE	4000		

Parameter	Result	Val Qual	Qual Code
BENZO(A)PYRENE	3900		
BENZO(B)FLUORANTHENE	4500		
BENZO(G,H,I)PERYLENE	2100		
BENZO(K)FLUORANTHENE	2100		
BIS(2-CHLOROETHOXY)METHANE	2000	U	
BIS(2-CHLOROETHYL)ETHER	2000	U	
BIS(2-ETHYLHEXYL)PHTHALATE	2000	U	
BUTYL BENZYL PHTHALATE	2000	U	
CAPROLACTAM	2000	U	
CARBAZOLE	2000	U	
CHRYSENE	3400		
DIBENZO(A,H)ANTHRACENE	590	J	P
DIBENZOFURAN	2000	U	
DIETHYL PHTHALATE	2000	U	
DIMETHYL PHTHALATE	2000	U	
DI-N-BUTYL PHTHALATE	2000	U	
DI-N-OCTYL PHTHALATE	2000	U	
FLUORANTHENE	6100		
FLUORENE	2000	U	
HEXACHLOROBENZENE	2000	U	
HEXACHLOROBUTADIENE	2000	U	
HEXACHLOROCYCLOPENTADIENE	2000	U	
HEXACHLOROETHANE	2000	U	
INDENO(1,2,3-CD)PYRENE	2100		
ISOPHORONE	2000	U	
NAPHTHALENE	2000	U	
NITROBENZENE	2000	U	
N-NITROSODIMETHYLAMINE	2000	U	
N-NITROSO-DI-N-PROPYLAMINE	2000	U	
N-NITROSODIPHENYLAMINE	2000	U	
PENTACHLOROPHENOL	2000	U	
PHENANTHRENE	650	J	P

Parameter	Result	Val Qual	Qual Code
PHENOL	2000	U	
PYRENE	5400		

PROJ_NO: 00887

SDG: 7K29236 MEDIA: SOIL DATA FRACTION: OS

nsample	SB-502-0406
samp_date	11/27/2007
lab_id	A7K290236008
qc_type	NM
units	UG/KG
Pct_Solids	86.0
DUP_OF:	

Parameter	Result	Val Qual	Qual Code
1,1-BIPHENYL	390	U	
2,2'-OXYBIS(1-CHLOROPROPANE)	390	U	
2,4,5-TRICHLOROPHENOL	390	U	
2,4,6-TRICHLOROPHENOL	390	U	
2,4-DICHLOROPHENOL	390	U	
2,4-DIMETHYLPHENOL	390	U	
2,4-DINITROPHENOL	770	U	
2,4-DINITROTOLUENE	390	U	
2,6-DINITROTOLUENE	390	U	
2-CHLORONAPHTHALENE	390	U	
2-CHLOROPHENOL	390	U	
2-METHYLNAPHTHALENE	390	U	
2-METHYLPHENOL	390	U	
2-NITROANILINE	770	U	
2-NITROPHENOL	390	U	
3,3'-DICHLOROBENZIDINE	390	U	
3-NITROANILINE	770	U	
4,6-DINITRO-2-METHYLPHENOL	390	U	
4-BROMOPHENYL PHENYL ETHER	390	U	
4-CHLORO-3-METHYLPHENOL	390	U	
4-CHLOROANILINE	390	U	
4-CHLOROPHENYL PHENYL ETHER	390	U	
4-METHYLPHENOL	390	U	
4-NITROANILINE	390	U	
4-NITROPHENOL	770	U	
ACENAPHTHENE	390	U	
ACENAPHTHYLENE	390	U	
ACETOPHENONE	78	U	
ANTHRACENE	390	U	
ATRAZINE	390	U	
BENZALDEHYDE	390	U	
BENZO(A)ANTHRACENE	21	J	P

nsample	SB-502-0406
samp_date	11/27/2007
lab_id	A7K290236008
qc_type	NM
units	UG/KG
Pct_Solids	86.0
DUP_OF:	

Parameter	Result	Val Qual	Qual Code
BENZO(A)PYRENE	16	J	P
BENZO(B)FLUORANTHENE	31	J	P
BENZO(G,H,I)PERYLENE	11	J	P
BENZO(K)FLUORANTHENE	9.3	J	P
BIS(2-CHLOROETHOXY)METHANE	390	U	
BIS(2-CHLOROETHYL)ETHER	390	U	
BIS(2-ETHYLHEXYL)PHTHALATE	390	U	
BUTYL BENZYL PHTHALATE	390	U	
CAPROLACTAM	390	U	
CARBAZOLE	390	U	
CHRYSENE	13	J	P
DIBENZO(A,H)ANTHRACENE	390	U	
DIBENZOFURAN	390	U	
DIETHYL PHTHALATE	390	U	
DIMETHYL PHTHALATE	390	U	
DI-N-BUTYL PHTHALATE	390	U	
DI-N-OCTYL PHTHALATE	390	U	
FLUORANTHENE	32	J	P
FLUORENE	390	U	
HEXACHLOROBENZENE	390	U	
HEXACHLOROBUTADIENE	390	U	
HEXACHLOROCYCLOPENTADIENE	390	U	
HEXACHLOROETHANE	390	U	
INDENO(1,2,3-CD)PYRENE	10	J	P
ISOPHORONE	390	U	
NAPHTHALENE	390	U	
NITROBENZENE	390	U	
N-NITROSODIMETHYLAMINE	390	U	
N-NITROSO-DI-N-PROPYLAMINE	390	U	
N-NITROSODIPHENYLAMINE	390	U	
PENTACHLOROPHENOL	390	U	
PHENANTHRENE	10	J	P

nsample	SB-502-0406
samp_date	11/27/2007
lab_id	A7K290236008
qc_type	NM
units	UG/KG
Pct_Solids	86.0
DUP_OF:	

Parameter	Result	Val Qual	Qual Code
PHENOL	390	U	
PYRENE	20	J	P

PROJ_NO: 00887

SDG: 7K29236 MEDIA: SOIL DATA FRACTION: OS

nsample	SB-502-0810DL	nsample	SB-502-0810DL	nsample	SB-502-0810DL
samp_date	11/27/2007	samp_date	11/27/2007	samp_date	11/27/2007
lab_id	A7K290236009	lab_id	A7K290236009	lab_id	A7K290236009
qc_type	NM	qc_type	NM	qc_type	NM
units	UG/KG	units	UG/KG	units	UG/KG
Pct_Solids	86.0	Pct_Solids	86.0	Pct_Solids	86.0
DUP_OF:		DUP_OF:		DUP_OF:	

Parameter	Result	Val Qual	Qual Code
1,1-BIPHENYL	3800	U	
2,2'-OXYBIS(1-CHLOROPROPANE)	3800	U	
2,4,5-TRICHLOROPHENOL	3800	U	
2,4,6-TRICHLOROPHENOL	3800	U	
2,4-DICHLOROPHENOL	3800	U	
2,4-DIMETHYLPHENOL	3800	U	
2,4-DINITROPHENOL	7700	U	
2,4-DINITROTOLUENE	3800	U	
2,6-DINITROTOLUENE	3800	U	
2-CHLORONAPHTHALENE	3800	U	
2-CHLOROPHENOL	3800	U	
2-METHYLNAPHTHALENE	3800	U	
2-METHYLPHENOL	3800	U	
2-NITROANILINE	7700	U	
2-NITROPHENOL	3800	U	
3,3'-DICHLOROBENZIDINE	3800	U	
3-NITROANILINE	7700	U	
4,6-DINITRO-2-METHYLPHENOL	3800	U	
4-BROMOPHENYL PHENYL ETHER	3800	U	
4-CHLORO-3-METHYLPHENOL	3800	U	
4-CHLOROANILINE	3800	U	
4-CHLOROPHENYL PHENYL ETHER	3800	U	
4-METHYLPHENOL	3800	U	
4-NITROANILINE	3800	U	
4-NITROPHENOL	7700	U	
ACENAPHTHENE	3800	U	
ACENAPHTHYLENE	3800	U	
ACETOPHENONE	780	U	
ANTHRACENE	3800	U	
ATRAZINE	3800	U	
BENZALDEHYDE	3800	U	
BENZO(A)ANTHRACENE	3800	U	

Parameter	Result	Val Qual	Qual Code
BENZO(A)PYRENE	3800	U	
BENZO(B)FLUORANTHENE	3800	U	
BENZO(G,H,I)PERYLENE	3800	U	
BENZO(K)FLUORANTHENE	3800	U	
BIS(2-CHLOROETHOXY)METHANE	3800	U	
BIS(2-CHLOROETHYL)ETHER	3800	U	
BIS(2-ETHYLHEXYL)PHTHALATE	3800	U	
BUTYL BENZYL PHTHALATE	3800	U	
CAPROLACTAM	3800	U	
CARBAZOLE	3800	U	
CHRYSENE	3800	U	
DIBENZO(A,H)ANTHRACENE	3800	U	
DIBENZOFURAN	3800	U	
DIETHYL PHTHALATE	3800	U	
DIMETHYL PHTHALATE	3800	U	
DI-N-BUTYL PHTHALATE	3800	U	
DI-N-OCTYL PHTHALATE	3800	U	
FLUORANTHENE	3800	U	
FLUORENE	3800	U	
HEXACHLOROBENZENE	3800	U	
HEXACHLOROBUTADIENE	3800	U	
HEXACHLOROCYCLOPENTADIENE	3800	U	
HEXACHLOROETHANE	3800	U	
INDENO(1,2,3-CD)PYRENE	3800	U	
ISOPHORONE	3800	U	
NAPHTHALENE	3800	U	
NITROBENZENE	3800	U	
N-NITROSODIMETHYLAMINE	3800	U	
N-NITROSO-DI-N-PROPYLAMINE	3800	U	
N-NITROSODIPHENYLAMINE	3800	U	
PENTACHLOROPHENOL	3800	U	
PHENANTHRENE	3800	U	

Parameter	Result	Val Qual	Qual Code
PHENOL	3800	U	
PYRENE	3800	U	

PROJ_NO: 00887

SDG: 7K29236 MEDIA: SOIL DATA FRACTION: OS

nsample	SB-503-0001DL	nsample	SB-503-0001DL	nsample	SB-503-0001DL
samp_date	11/27/2007	samp_date	11/27/2007	samp_date	11/27/2007
lab_id	A7K290236010	lab_id	A7K290236010	lab_id	A7K290236010
qc_type	NM	qc_type	NM	qc_type	NM
units	UG/KG	units	UG/KG	units	UG/KG
Pct_Solids	86.0	Pct_Solids	86.0	Pct_Solids	86.0
DUP_OF:		DUP_OF:		DUP_OF:	

Parameter	Result	Val Qual	Qual Code
1,1-BIPHENYL	5800	U	
2,2'-OXYBIS(1-CHLOROPROPANE)	5800	U	
2,4,5-TRICHLOROPHENOL	5800	U	
2,4,6-TRICHLOROPHENOL	5800	U	
2,4-DICHLOROPHENOL	5800	U	
2,4-DIMETHYLPHENOL	5800	U	
2,4-DINITROPHENOL	12000	U	
2,4-DINITROTOLUENE	5800	U	
2,6-DINITROTOLUENE	5800	U	
2-CHLORONAPHTHALENE	5800	U	
2-CHLOROPHENOL	5800	U	
2-METHYLNAPHTHALENE	190	J	P
2-METHYLPHENOL	5800	U	
2-NITROANILINE	12000	U	
2-NITROPHENOL	5800	U	
3,3'-DICHLOROBENZIDINE	5800	U	
3-NITROANILINE	12000	U	
4,6-DINITRO-2-METHYLPHENOL	5800	U	
4-BROMOPHENYL PHENYL ETHER	5800	U	
4-CHLORO-3-METHYLPHENOL	5800	U	
4-CHLOROANILINE	5800	U	
4-CHLOROPHENYL PHENYL ETHER	5800	U	
4-METHYLPHENOL	5800	U	
4-NITROANILINE	5800	U	
4-NITROPHENOL	12000	U	
ACENAPHTHENE	470	J	P
ACENAPHTHYLENE	330	J	P
ACETOPHENONE	1200	U	
ANTHRACENE	1500	J	P
ATRAZINE	5800	U	
BENZALDEHYDE	5800	U	
BENZO(A)ANTHRACENE	7300		

Parameter	Result	Val Qual	Qual Code
BENZO(A)PYRENE	7600		
BENZO(B)FLUORANTHENE	8100		
BENZO(G,H,I)PERYLENE	5000	J	P
BENZO(K)FLUORANTHENE	3100	J	P
BIS(2-CHLOROETHOXY)METHANE	5800	U	
BIS(2-CHLOROETHYL)ETHER	5800	U	
BIS(2-ETHYLHEXYL)PHTHALATE	5800	U	
BUTYL BENZYL PHTHALATE	5800	U	
CAPROLACTAM	5800	U	
CARBAZOLE	430	J	P
CHRYSENE	7700		
DIBENZO(A,H)ANTHRACENE	1400	J	P
DIBENZOFURAN	5800	U	
DIETHYL PHTHALATE	5800	U	
DIMETHYL PHTHALATE	5800	U	
DI-N-BUTYL PHTHALATE	5800	U	
DI-N-OCTYL PHTHALATE	5800	U	
FLUORANTHENE	14000		
FLUORENE	580	J	P
HEXACHLOROBENZENE	5800	U	
HEXACHLOROBUTADIENE	5800	U	
HEXACHLOROCYCLOPENTADIENE	5800	U	
HEXACHLOROETHANE	5800	U	
INDENO(1,2,3-CD)PYRENE	4200	J	P
ISOPHORONE	5800	U	
NAPHTHALENE	180	J	P
NITROBENZENE	5800	U	
N-NITROSODIMETHYLAMINE	5800	U	
N-NITROSO-DI-N-PROPYLAMINE	5800	U	
N-NITROSODIPHENYLAMINE	5800	U	
PENTACHLOROPHENOL	5800	U	
PHENANTHRENE	5600	J	P

Parameter	Result	Val Qual	Qual Code
PHENOL	5800	U	
PYRENE	16000		

PROJ_NO: 00887

SDG: 7K29236 MEDIA: SOIL DATA FRACTION: OS

nsample	SB-503-0406
samp_date	11/27/2007
lab_id	A7K290236011
qc_type	NM
units	UG/KG
Pct_Solids	82.0
DUP_OF:	

Parameter	Result	Val Qual	Qual Code
1,1-BIPHENYL	400	U	
2,2'-OXYBIS(1-CHLOROPROPANE)	400	U	
2,4,5-TRICHLOROPHENOL	400	U	
2,4,6-TRICHLOROPHENOL	400	U	
2,4-DICHLOROPHENOL	400	U	
2,4-DIMETHYLPHENOL	400	U	
2,4-DINITROPHENOL	800	U	
2,4-DINITROTOLUENE	400	U	
2,6-DINITROTOLUENE	400	U	
2-CHLORONAPHTHALENE	400	U	
2-CHLOROPHENOL	400	U	
2-METHYLNAPHTHALENE	400	U	
2-METHYLPHENOL	400	U	
2-NITROANILINE	800	U	
2-NITROPHENOL	400	U	
3,3'-DICHLOROBENZIDINE	400	U	
3-NITROANILINE	800	U	
4,6-DINITRO-2-METHYLPHENOL	400	U	
4-BROMOPHENYL PHENYL ETHER	400	U	
4-CHLORO-3-METHYLPHENOL	400	U	
4-CHLOROANILINE	400	U	
4-CHLOROPHENYL PHENYL ETHER	400	U	
4-METHYLPHENOL	400	U	
4-NITROANILINE	400	U	
4-NITROPHENOL	800	U	
ACENAPHTHENE	400	U	
ACENAPHTHYLENE	400	U	
ACETOPHENONE	81	U	
ANTHRACENE	400	U	
ATRAZINE	400	U	
BENZALDEHYDE	400	U	
BENZO(A)ANTHRACENE	28	J	P

nsample	SB-503-0406
samp_date	11/27/2007
lab_id	A7K290236011
qc_type	NM
units	UG/KG
Pct_Solids	82.0
DUP_OF:	

Parameter	Result	Val Qual	Qual Code
BENZO(A)PYRENE	26	J	P
BENZO(B)FLUORANTHENE	40	J	P
BENZO(G,H,I)PERYLENE	19	J	P
BENZO(K)FLUORANTHENE	17	J	P
BIS(2-CHLOROETHOXY)METHANE	400	U	
BIS(2-CHLOROETHYL)ETHER	400	U	
BIS(2-ETHYLHEXYL)PHTHALATE	400	U	
BUTYL BENZYL PHTHALATE	400	U	
CAPROLACTAM	400	U	
CARBAZOLE	400	U	
CHRYSENE	29	J	P
DIBENZO(A,H)ANTHRACENE	400	U	
DIBENZOFURAN	400	U	
DIETHYL PHTHALATE	400	U	
DIMETHYL PHTHALATE	400	U	
DI-N-BUTYL PHTHALATE	400	U	
DI-N-OCTYL PHTHALATE	400	U	
FLUORANTHENE	54	J	P
FLUORENE	400	U	
HEXACHLOROBENZENE	400	U	
HEXACHLOROBUTADIENE	400	U	
HEXACHLOROCYCLOPENTADIENE	400	U	
HEXACHLOROETHANE	400	U	
INDENO(1,2,3-CD)PYRENE	15	J	P
ISOPHORONE	400	U	
NAPHTHALENE	400	U	
NITROBENZENE	400	U	
N-NITROSODIMETHYLAMINE	400	U	
N-NITROSO-DI-N-PROPYLAMINE	400	U	
N-NITROSODIPHENYLAMINE	400	U	
PENTACHLOROPHENOL	400	U	
PHENANTHRENE	25	J	P

nsample	SB-503-0406
samp_date	11/27/2007
lab_id	A7K290236011
qc_type	NM
units	UG/KG
Pct_Solids	82.0
DUP_OF:	

Parameter	Result	Val Qual	Qual Code
PHENOL	400	U	
PYRENE	51	J	P

PROJ_NO: 00887

SDG: 7K29236 MEDIA: SOIL DATA FRACTION: OS

nsample	SB-503-1012	nsample	SB-503-1012	nsample	SB-503-1012
samp_date	11/27/2007	samp_date	11/27/2007	samp_date	11/27/2007
lab_id	A7K290236012	lab_id	A7K290236012	lab_id	A7K290236012
qc_type	NM	qc_type	NM	qc_type	NM
units	UG/KG	units	UG/KG	units	UG/KG
Pct_Solids	84.0	Pct_Solids	84.0	Pct_Solids	84.0
DUP_OF:		DUP_OF:		DUP_OF:	

Parameter	Result	Val Qual	Qual Code
1,1-BIPHENYL	390	U	
2,2'-OXYBIS(1-CHLOROPROPANE)	390	U	
2,4,5-TRICHLOROPHENOL	390	U	
2,4,6-TRICHLOROPHENOL	390	U	
2,4-DICHLOROPHENOL	390	U	
2,4-DIMETHYLPHENOL	390	U	
2,4-DINITROPHENOL	780	U	
2,4-DINITROTOLUENE	390	U	
2,6-DINITROTOLUENE	390	U	
2-CHLORONAPHTHALENE	390	U	
2-CHLOROPHENOL	390	U	
2-METHYLNAPHTHALENE	390	U	
2-METHYLPHENOL	390	U	
2-NITROANILINE	780	U	
2-NITROPHENOL	390	U	
3,3'-DICHLOROBENZIDINE	390	U	
3-NITROANILINE	780	U	
4,6-DINITRO-2-METHYLPHENOL	390	U	
4-BROMOPHENYL PHENYL ETHER	390	U	
4-CHLORO-3-METHYLPHENOL	390	U	
4-CHLOROANILINE	390	U	
4-CHLOROPHENYL PHENYL ETHER	390	U	
4-METHYLPHENOL	390	U	
4-NITROANILINE	390	U	
4-NITROPHENOL	780	U	
ACENAPHTHENE	390	U	
ACENAPHTHYLENE	390	U	
ACETOPHENONE	79	U	
ANTHRACENE	390	U	
ATRAZINE	390	U	
BENZALDEHYDE	390	U	
BENZO(A)ANTHRACENE	390	U	

Parameter	Result	Val Qual	Qual Code
BENZO(A)PYRENE	390	U	
BENZO(B)FLUORANTHENE	390	U	
BENZO(G,H,I)PERYLENE	390	U	
BENZO(K)FLUORANTHENE	390	U	
BIS(2-CHLOROETHOXY)METHANE	390	U	
BIS(2-CHLOROETHYL)ETHER	390	U	
BIS(2-ETHYLHEXYL)PHTHALATE	390	U	
BUTYL BENZYL PHTHALATE	390	U	
CAPROLACTAM	390	U	
CARBAZOLE	390	U	
CHRYSENE	390	U	
DIBENZO(A,H)ANTHRACENE	390	U	
DIBENZOFURAN	390	U	
DIETHYL PHTHALATE	390	U	
DIMETHYL PHTHALATE	390	U	
DI-N-BUTYL PHTHALATE	390	U	
DI-N-OCTYL PHTHALATE	390	U	
FLUORANTHENE	390	U	
FLUORENE	390	U	
HEXACHLOROBENZENE	390	U	
HEXACHLOROBUTADIENE	390	U	
HEXACHLOROCYCLOPENTADIENE	390	U	
HEXACHLOROETHANE	390	U	
INDENO(1,2,3-CD)PYRENE	390	U	
ISOPHORONE	390	U	
NAPHTHALENE	390	U	
NITROBENZENE	390	U	
N-NITROSODIMETHYLAMINE	390	U	
N-NITROSO-DI-N-PROPYLAMINE	390	U	
N-NITROSODIPHENYLAMINE	390	U	
PENTACHLOROPHENOL	390	U	
PHENANTHRENE	390	U	

Parameter	Result	Val Qual	Qual Code
PHENOL	390	U	
PYRENE	390	U	

PROJ_NO: 00887

SDG: 7K29236 MEDIA: SOIL DATA FRACTION: OS

nsample	SB-504-0001	nsample	SB-504-0001	nsample	SB-504-0001
samp_date	11/27/2007	samp_date	11/27/2007	samp_date	11/27/2007
lab_id	A7K290236013	lab_id	A7K290236013	lab_id	A7K290236013
qc_type	NM	qc_type	NM	qc_type	NM
units	UG/KG	units	UG/KG	units	UG/KG
Pct_Solids	91.2	Pct_Solids	91.2	Pct_Solids	91.2
DUP_OF:		DUP_OF:		DUP_OF:	

Parameter	Result	Val Qual	Qual Code
1,1-BIPHENYL	360	U	
2,2'-OXYBIS(1-CHLOROPROPANE)	360	U	
2,4,5-TRICHLOROPHENOL	360	U	
2,4,6-TRICHLOROPHENOL	360	U	
2,4-DICHLOROPHENOL	360	U	
2,4-DIMETHYLPHENOL	360	U	
2,4-DINITROPHENOL	720	U	
2,4-DINITROTOLUENE	360	U	
2,6-DINITROTOLUENE	360	U	
2-CHLORONAPHTHALENE	360	U	
2-CHLOROPHENOL	360	U	
2-METHYLNAPHTHALENE	360	U	
2-METHYLPHENOL	360	U	
2-NITROANILINE	720	U	
2-NITROPHENOL	360	U	
3,3'-DICHLOROBENZIDINE	360	U	
3-NITROANILINE	720	U	
4,6-DINITRO-2-METHYLPHENOL	360	U	
4-BROMOPHENYL PHENYL ETHER	360	U	
4-CHLORO-3-METHYLPHENOL	360	U	
4-CHLOROANILINE	360	U	
4-CHLOROPHENYL PHENYL ETHER	360	U	
4-METHYLPHENOL	360	U	
4-NITROANILINE	360	U	
4-NITROPHENOL	720	U	
ACENAPHTHENE	7.5	J	P
ACENAPHTHYLENE	360	U	
ACETOPHENONE	73	U	
ANTHRACENE	16	J	P
ATRAZINE	360	U	
BENZALDEHYDE	360	U	
BENZO(A)ANTHRACENE	93	J	P

Parameter	Result	Val Qual	Qual Code
BENZO(A)PYRENE	95	J	P
BENZO(B)FLUORANTHENE	150	J	P
BENZO(G,H,I)PERYLENE	67	J	P
BENZO(K)FLUORANTHENE	71	J	P
BIS(2-CHLOROETHOXY)METHANE	360	U	
BIS(2-CHLOROETHYL)ETHER	360	U	
BIS(2-ETHYLHEXYL)PHTHALATE	360	U	
BUTYL BENZYL PHTHALATE	360	U	
CAPROLACTAM	360	U	
GARBAZOLE	360	U	
CHRYSENE	100	J	P
DIBENZO(A,H)ANTHRACENE	360	U	
DIBENZOFURAN	360	U	
DIETHYL PHTHALATE	360	U	
DIMETHYL PHTHALATE	360	U	
DI-N-BUTYL PHTHALATE	360	U	
DI-N-OCTYL PHTHALATE	360	U	
FLUORANTHENE	220	J	P
FLUORENE	360	U	
HEXACHLOROBENZENE	360	U	
HEXACHLOROBUTADIENE	360	U	
HEXACHLOROCYCLOPENTADIENE	360	U	
HEXACHLOROETHANE	360	U	
INDENO(1,2,3-CD)PYRENE	59	J	P
ISOPHORONE	360	U	
NAPHTHALENE	360	U	
NITROBENZENE	360	U	
N-NITROSODIMETHYLAMINE	360	U	
N-NITROSO-DI-N-PROPYLAMINE	360	U	
N-NITROSODIPHENYLAMINE	360	U	
PENTACHLOROPHENOL	360	U	
PHENANTHRENE	74	J	P

Parameter	Result	Val Qual	Qual Code
PHENOL	360	U	
PYRENE	170	J	P

PROJ_NO: 00887

SDG: 7K29236 MEDIA: SOIL DATA FRACTION: OS

nsample	SB-504-0406DL	nsample	SB-504-0406DL	nsample	SB-504-0406DL
samp_date	11/27/2007	samp_date	11/27/2007	samp_date	11/27/2007
lab_id	A7K290236014	lab_id	A7K290236014	lab_id	A7K290236014
qc_type	NM	qc_type	NM	qc_type	NM
units	UG/KG	units	UG/KG	units	UG/KG
Pct_Solids	87.0	Pct_Solids	87.0	Pct_Solids	87.0
DUP_OF:		DUP_OF:		DUP_OF:	

Parameter	Result	Val Qual	Qual Code
1,1-BIPHENYL	1500	U	
2,2'-OXYBIS(1-CHLOROPROPANE)	1500	U	
2,4,5-TRICHLOROPHENOL	1500	U	
2,4,6-TRICHLOROPHENOL	1500	U	
2,4-DICHLOROPHENOL	1500	U	
2,4-DIMETHYLPHENOL	1500	U	
2,4-DINITROPHENOL	3000	U	
2,4-DINITROTOLUENE	1500	U	
2,6-DINITROTOLUENE	1500	U	
2-CHLORONAPHTHALENE	1500	U	
2-CHLOROPHENOL	1500	U	
2-METHYLNAPHTHALENE	140	J	P
2-METHYLPHENOL	1500	U	
2-NITROANILINE	3000	U	
2-NITROPHENOL	1500	U	
3,3'-DICHLOROBENZIDINE	1500	U	
3-NITROANILINE	3000	U	
4,6-DINITRO-2-METHYLPHENOL	1500	U	
4-BROMOPHENYL PHENYL ETHER	1500	U	
4-CHLORO-3-METHYLPHENOL	1500	U	
4-CHLOROANILINE	1500	U	
4-CHLOROPHENYL PHENYL ETHER	1500	U	
4-METHYLPHENOL	1500	U	
4-NITROANILINE	1500	U	
4-NITROPHENOL	3000	U	
ACENAPHTHENE	500	J	P
ACENAPHTHYLENE	1500	U	
ACETOPHENONE	310	U	
ANTHRACENE	1100	J	P
ATRAZINE	1500	U	
BENZALDEHYDE	1500	U	
BENZO(A)ANTHRACENE	2000		

Parameter	Result	Val Qual	Qual Code
BENZO(A)PYRENE	1500		
BENZO(B)FLUORANTHENE	1900		
BENZO(G,H,I)PERYLENE	710	J	P
BENZO(K)FLUORANTHENE	770	J	P
BIS(2-CHLOROETHOXY)METHANE	1500	U	
BIS(2-CHLOROETHYL)ETHER	1500	U	
BIS(2-ETHYLHEXYL)PHTHALATE	1500	U	
BUTYL BENZYL PHTHALATE	1500	U	
CAPROLACTAM	1500	U	
CARBAZOLE	370	J	P
CHRYSENE	1700		
DIBENZO(A,H)ANTHRACENE	200	J	P
DIBENZOFURAN	260	J	P
DIETHYL PHTHALATE	1500	U	
DIMETHYL PHTHALATE	1500	U	
DI-N-BUTYL PHTHALATE	1500	U	
DI-N-OCTYL PHTHALATE	1500	U	
FLUORANTHENE	4900		
FLUORENE	510	J	P
HEXACHLOROBENZENE	1500	U	
HEXACHLOROBUTADIENE	1500	U	
HEXACHLOROCYCLOPENTADIENE	1500	U	
HEXACHLOROETHANE	1500	U	
INDENO(1,2,3-CD)PYRENE	680	J	P
ISOPHORONE	1500	U	
NAPHTHALENE	330	J	P
NITROBENZENE	1500	U	
N-NITROSODIMETHYLAMINE	1500	U	
N-NITROSO-DI-N-PROPYLAMINE	1500	U	
N-NITROSODIPHENYLAMINE	1500	U	
PENTACHLOROPHENOL	1500	U	
PHENANTHRENE	3900		

Parameter	Result	Val Qual	Qual Code
PHENOL	1500	U	
PYRENE	3400		

PROJ_NO: 00887

SDG: 7K29236 MEDIA: SOIL DATA FRACTION: OS

nsample	SB-504-0810	nsample	SB-504-0810	nsample	SB-504-0810
samp_date	11/27/2007	samp_date	11/27/2007	samp_date	11/27/2007
lab_id	A7K290236015	lab_id	A7K290236015	lab_id	A7K290236015
qc_type	NM	qc_type	NM	qc_type	NM
units	UG/KG	units	UG/KG	units	UG/KG
Pct_Solids	86.0	Pct_Solids	86.0	Pct_Solids	86.0
DUP_OF:		DUP_OF:		DUP_OF:	

Parameter	Result	Val Qual	Qual Code
1,1-BIPHENYL	380	U	
2,2'-OXYBIS(1-CHLOROPROPANE)	380	U	
2,4,5-TRICHLOROPHENOL	380	U	
2,4,6-TRICHLOROPHENOL	380	U	
2,4-DICHLOROPHENOL	380	U	
2,4-DIMETHYLPHENOL	380	U	
2,4-DINITROPHENOL	770	U	
2,4-DINITROTOLUENE	380	U	
2,6-DINITROTOLUENE	380	U	
2-CHLORONAPHTHALENE	380	U	
2-CHLOROPHENOL	380	U	
2-METHYLNAPHTHALENE	12	J	P
2-METHYLPHENOL	380	U	
2-NITROANILINE	770	U	
2-NITROPHENOL	380	U	
3,3'-DICHLOROBENZIDINE	380	U	
3-NITROANILINE	770	U	
4,6-DINITRO-2-METHYLPHENOL	380	U	
4-BROMOPHENYL PHENYL ETHER	380	U	
4-CHLORO-3-METHYLPHENOL	380	U	
4-CHLOROANILINE	380	U	
4-CHLOROPHENYL PHENYL ETHER	380	U	
4-METHYLPHENOL	380	U	
4-NITROANILINE	380	U	
4-NITROPHENOL	770	U	
ACENAPHTHENE	21	J	P
ACENAPHTHYLENE	380	U	
ACETOPHENONE	77	U	
ANTHRACENE	26	J	P
ATRAZINE	380	U	
BENZALDEHYDE	380	U	
BENZO(A)ANTHRACENE	83	J	P

Parameter	Result	Val Qual	Qual Code
BENZO(A)PYRENE	73	J	P
BENZO(B)FLUORANTHENE	110	J	P
BENZO(G,H,I)PERYLENE	47	J	P
BENZO(K)FLUORANTHENE	38	J	P
BIS(2-CHLOROETHOXY)METHANE	380	U	
BIS(2-CHLOROETHYL)ETHER	380	U	
BIS(2-ETHYLHEXYL)PHTHALATE	38	J	P
BUTYL BENZYL PHTHALATE	380	U	
CAPROLACTAM	380	U	
CARBAZOLE	22	J	P
CHRYSENE	71	J	P
DIBENZO(A,H)ANTHRACENE	380	U	
DIBENZOFURAN	380	U	
DIETHYL PHTHALATE	380	U	
DIMETHYL PHTHALATE	380	U	
DI-N-BUTYL PHTHALATE	380	U	
DI-N-OCTYL PHTHALATE	380	U	
FLUORANTHENE	190	J	P
FLUORENE	19	J	P
HEXACHLOROBENZENE	380	U	
HEXACHLOROBUTADIENE	380	U	
HEXACHLOROCYCLOPENTADIENE	380	U	
HEXACHLOROETHANE	380	U	
INDENO(1,2,3-CD)PYRENE	43	J	P
ISOPHORONE	380	U	
NAPHTHALENE	22	J	P
NITROBENZENE	380	U	
N-NITROSODIMETHYLAMINE	380	U	
N-NITROSO-DI-N-PROPYLAMINE	380	U	
N-NITROSODIPHENYLAMINE	380	U	
PENTACHLOROPHENOL	380	U	
PHENANTHRENE	100	J	P

Parameter	Result	Val Qual	Qual Code
PHENOL	380	U	
PYRENE	120	J	P

PROJ_NO: 00887

SDG: 7K29236 MEDIA: SOIL DATA FRACTION: OS

nsample	SB-505-0001	nsample	SB-505-0001	nsample	SB-505-0001
samp_date	11/27/2007	samp_date	11/27/2007	samp_date	11/27/2007
lab_id	A7K290236016	lab_id	A7K290236016	lab_id	A7K290236016
qc_type	NM	qc_type	NM	qc_type	NM
units	UG/KG	units	UG/KG	units	UG/KG
Pct_Solids	83.0	Pct_Solids	83.0	Pct_Solids	83.0
DUP_OF:		DUP_OF:		DUP_OF:	

Parameter	Result	Val Qual	Qual Code
1,1-BIPHENYL	400	U	
2,2'-OXYBIS(1-CHLOROPROPANE)	400	U	
2,4,5-TRICHLOROPHENOL	400	U	
2,4,6-TRICHLOROPHENOL	400	U	
2,4-DICHLOROPHENOL	400	U	
2,4-DIMETHYLPHENOL	400	U	
2,4-DINITROPHENOL	800	U	
2,4-DINITROTOLUENE	400	U	
2,6-DINITROTOLUENE	400	U	
2-CHLORONAPHTHALENE	400	U	
2-CHLOROPHENOL	400	U	
2-METHYLNAPHTHALENE	9.8	J	P
2-METHYLPHENOL	400	U	
2-NITROANILINE	800	U	
2-NITROPHENOL	400	U	
3,3'-DICHLOROBENZIDINE	400	U	
3-NITROANILINE	800	U	
4,6-DINITRO-2-METHYLPHENOL	400	U	
4-BROMOPHENYL PHENYL ETHER	400	U	
4-CHLORO-3-METHYLPHENOL	400	U	
4-CHLOROANILINE	400	U	
4-CHLOROPHENYL PHENYL ETHER	400	U	
4-METHYLPHENOL	400	U	
4-NITROANILINE	400	U	
4-NITROPHENOL	800	U	
ACENAPHTHENE	45	J	P
ACENAPHTHYLENE	13	J	P
ACETOPHENONE	80	U	
ANTHRACENE	95	J	P
ATRAZINE	400	U	
BENZALDEHYDE	400	U	
BENZO(A)ANTHRACENE	530		

Parameter	Result	Val Qual	Qual Code
BENZO(A)PYRENE	560		
BENZO(B)FLUORANTHENE	770		
BENZO(G,H,I)PERYLENE	360	J	P
BENZO(K)FLUORANTHENE	330	J	P
BIS(2-CHLOROETHOXY)METHANE	400	U	
BIS(2-CHLOROETHYL)ETHER	400	U	
BIS(2-ETHYLHEXYL)PHTHALATE	93	J	P
BUTYL BENZYL PHTHALATE	400	U	
CAPROLACTAM	400	U	
CARBAZOLE	73	J	P
CHRYSENE	480		
DIBENZO(A,H)ANTHRACENE	100	J	P
DIBENZOFURAN	400	U	
DIETHYL PHTHALATE	400	U	
DIMETHYL PHTHALATE	400	U	
DI-N-BUTYL PHTHALATE	28	J	P
DI-N-OCTYL PHTHALATE	400	U	
FLUORANTHENE	1100		
FLUORENE	35	J	P
HEXACHLOROBENZENE	400	U	
HEXACHLOROBUTADIENE	400	U	
HEXACHLOROCYCLOPENTADIENE	400	U	
HEXACHLOROETHANE	400	U	
INDENO(1,2,3-CD)PYRENE	330	J	P
ISOPHORONE	400	U	
NAPHTHALENE	13	J	P
NITROBENZENE	400	U	
N-NITROSODIMETHYLAMINE	400	U	
N-NITROSO-DI-N-PROPYLAMINE	400	U	
N-NITROSODIPHENYLAMINE	400	U	
PENTACHLOROPHENOL	400	U	
PHENANTHRENE	570		

Parameter	Result	Val Qual	Qual Code
PHENOL	400	U	
PYRENE	810		

PROJ_NO: 00887

SDG: 7K29236 MEDIA: SOIL DATA FRACTION: OS

nsample	SB-505-0406	nsample	SB-505-0406	nsample	SB-505-0406
samp_date	11/27/2007	samp_date	11/27/2007	samp_date	11/27/2007
lab_id	A7K290236017	lab_id	A7K290236017	lab_id	A7K290236017
qc_type	NM	qc_type	NM	qc_type	NM
units	UG/KG	units	UG/KG	units	UG/KG
Pct_Solids	86.0	Pct_Solids	86.0	Pct_Solids	86.0
DUP_OF:		DUP_OF:		DUP_OF:	

Parameter	Result	Val Qual	Qual Code
1,1-BIPHENYL	380	U	
2,2'-OXYBIS(1-CHLOROPROPANE)	380	U	
2,4,5-TRICHLOROPHENOL	380	U	
2,4,6-TRICHLOROPHENOL	380	U	
2,4-DICHLOROPHENOL	380	U	
2,4-DIMETHYLPHENOL	380	U	
2,4-DINITROPHENOL	770	U	
2,4-DINITROTOLUENE	380	U	
2,6-DINITROTOLUENE	380	U	
2-CHLORONAPHTHALENE	380	U	
2-CHLOROPHENOL	380	U	
2-METHYLNAPHTHALENE	380	U	
2-METHYLPHENOL	380	U	
2-NITROANILINE	770	U	
2-NITROPHENOL	380	U	
3,3'-DICHLOROBENZIDINE	380	U	
3-NITROANILINE	770	U	
4,6-DINITRO-2-METHYLPHENOL	380	U	
4-BROMOPHENYL PHENYL ETHER	380	U	
4-CHLORO-3-METHYLPHENOL	380	U	
4-CHLOROANILINE	380	U	
4-CHLOROPHENYL PHENYL ETHER	380	U	
4-METHYLPHENOL	380	U	
4-NITROANILINE	380	U	
4-NITROPHENOL	770	U	
ACENAPHTHENE	380	U	
ACENAPHTHYLENE	380	U	
ACETOPHENONE	78	U	
ANTHRACENE	380	U	
ATRAZINE	380	U	
BENZALDEHYDE	380	U	
BENZO(A)ANTHRACENE	380	U	

Parameter	Result	Val Qual	Qual Code
BENZO(A)PYRENE	380	U	
BENZO(B)FLUORANTHENE	380	U	
BENZO(G,H,I)PERYLENE	380	U	
BENZO(K)FLUORANTHENE	380	U	
BIS(2-CHLOROETHOXY)METHANE	380	U	
BIS(2-CHLOROETHYL)ETHER	380	U	
BIS(2-ETHYLHEXYL)PHTHALATE	380	U	
BUTYL BENZYL PHTHALATE	380	U	
CAPROLACTAM	380	U	
CARBAZOLE	380	U	
CHRYSENE	380	U	
DIBENZO(A,H)ANTHRACENE	380	U	
DIBENZOFURAN	380	U	
DIETHYL PHTHALATE	380	U	
DIMETHYL PHTHALATE	380	U	
DI-N-BUTYL PHTHALATE	380	U	
DI-N-OCTYL PHTHALATE	380	U	
FLUORANTHENE	380	U	
FLUORENE	380	U	
HEXACHLOROBENZENE	380	U	
HEXACHLOROBUTADIENE	380	U	
HEXACHLOROCYCLOPENTADIENE	380	U	
HEXACHLOROETHANE	380	U	
INDENO(1,2,3-CD)PYRENE	380	U	
ISOPHORONE	380	U	
NAPHTHALENE	380	U	
NITROBENZENE	380	U	
N-NITROSODIMETHYLAMINE	380	U	
N-NITROSO-DI-N-PROPYLAMINE	380	U	
N-NITROSODIPHENYLAMINE	380	U	
PENTACHLOROPHENOL	380	U	
PHENANTHRENE	380	U	

Parameter	Result	Val Qual	Qual Code
PHENOL	380	U	
PYRENE	380	U	

PROJ_NO: 00887

SDG: 7K29236 MEDIA: SOIL DATA FRACTION: OS

nsample	SB-505-0810	nsample	SB-505-0810	nsample	SB-505-0810
samp_date	11/27/2007	samp_date	11/27/2007	samp_date	11/27/2007
lab_id	A7K290236018	lab_id	A7K290236018	lab_id	A7K290236018
qc_type	NM	qc_type	NM	qc_type	NM
units	UG/KG	units	UG/KG	units	UG/KG
Pct_Solids	80.0	Pct_Solids	80.0	Pct_Solids	80.0
DUP_OF:		DUP_OF:		DUP_OF:	

Parameter	Result	Val Qual	Qual Code
1,1-BIPHENYL	410	U	
2,2'-OXYBIS(1-CHLOROPROPANE)	410	U	
2,4,5-TRICHLOROPHENOL	410	U	
2,4,6-TRICHLOROPHENOL	410	U	
2,4-DICHLOROPHENOL	410	U	
2,4-DIMETHYLPHENOL	410	U	
2,4-DINITROPHENOL	830	U	
2,4-DINITROTOLUENE	410	U	
2,6-DINITROTOLUENE	410	U	
2-CHLORONAPHTHALENE	410	U	
2-CHLOROPHENOL	410	U	
2-METHYLNAPHTHALENE	410	U	
2-METHYLPHENOL	410	U	
2-NITROANILINE	830	U	
2-NITROPHENOL	410	U	
3,3'-DICHLOROBENZIDINE	410	U	
3-NITROANILINE	830	U	
4,6-DINITRO-2-METHYLPHENOL	410	U	
4-BROMOPHENYL PHENYL ETHER	410	U	
4-CHLORO-3-METHYLPHENOL	410	U	
4-CHLOROANILINE	410	U	
4-CHLOROPHENYL PHENYL ETHER	410	U	
4-METHYLPHENOL	410	U	
4-NITROANILINE	410	U	
4-NITROPHENOL	830	U	
ACENAPHTHENE	410	U	
ACENAPHTHYLENE	410	U	
ACETOPHENONE	84	U	
ANTHRACENE	410	U	
ATRAZINE	410	U	
BENZALDEHYDE	410	U	
BENZO(A)ANTHRACENE	9.7	J	P

Parameter	Result	Val Qual	Qual Code
BENZO(A)PYRENE	10	J	P
BENZO(B)FLUORANTHENE	21	J	P
BENZO(G,H,I)PERYLENE	410	U	
BENZO(K)FLUORANTHENE	9.2	J	P
BIS(2-CHLOROETHOXY)METHANE	410	U	
BIS(2-CHLOROETHYL)ETHER	410	U	
BIS(2-ETHYLHEXYL)PHTHALATE	25	J	P
BUTYL BENZYL PHTHALATE	410	U	
CAPROLACTAM	410	U	
CARBAZOLE	410	U	
CHRYSENE	12	J	P
DIBENZO(A,H)ANTHRACENE	410	U	
DIBENZOFURAN	410	U	
DIETHYL PHTHALATE	410	U	
DIMETHYL PHTHALATE	410	U	
DI-N-BUTYL PHTHALATE	410	U	
DI-N-OCTYL PHTHALATE	410	U	
FLUORANTHENE	21	J	P
FLUORENE	410	U	
HEXACHLOROBENZENE	410	U	
HEXACHLOROBUTADIENE	410	U	
HEXACHLOROCYCLOPENTADIENE	410	U	
HEXACHLOROETHANE	410	U	
INDENO(1,2,3-CD)PYRENE	410	U	
ISOPHORONE	410	U	
NAPHTHALENE	410	U	
NITROBENZENE	410	U	
N-NITROSODIMETHYLAMINE	410	U	
N-NITROSO-DI-N-PROPYLAMINE	410	U	
N-NITROSODIPHENYLAMINE	410	U	
PENTACHLOROPHENOL	410	U	
PHENANTHRENE	410	U	

Parameter	Result	Val Qual	Qual Code
PHENOL	410	U	
PYRENE	17	J	P

PROJ_NO: 00887

SDG: 7K29236 MEDIA: SOIL DATA FRACTION: OS

nsample	SB-506-0001
samp_date	11/28/2007
lab_id	A7K290236020
qc_type	NM
units	UG/KG
Pct_Solids	87.0
DUP_OF:	

Parameter	Result	Val Qual	Qual Code
1,1-BIPHENYL	380	U	
2,2'-OXYBIS(1-CHLOROPROPANE)	380	U	
2,4,5-TRICHLOROPHENOL	380	U	
2,4,6-TRICHLOROPHENOL	380	U	
2,4-DICHLOROPHENOL	380	U	
2,4-DIMETHYLPHENOL	380	U	
2,4-DINITROPHENOL	750	U	
2,4-DINITROTOLUENE	380	U	
2,6-DINITROTOLUENE	380	U	
2-CHLORONAPHTHALENE	380	U	
2-CHLOROPHENOL	380	U	
2-METHYLNAPHTHALENE	380	U	
2-METHYLPHENOL	380	U	
2-NITROANILINE	750	U	
2-NITROPHENOL	380	U	
3,3'-DICHLOROBENZIDINE	380	U	
3-NITROANILINE	750	U	
4,6-DINITRO-2-METHYLPHENOL	380	U	
4-BROMOPHENYL PHENYL ETHER	380	U	
4-CHLORO-3-METHYLPHENOL	380	U	
4-CHLOROANILINE	380	U	
4-CHLOROPHENYL PHENYL ETHER	380	U	
4-METHYLPHENOL	380	U	
4-NITROANILINE	380	U	
4-NITROPHENOL	750	U	
ACENAPHTHENE	380	U	
ACENAPHTHYLENE	380	U	
ACETOPHENONE	76	U	
ANTHRACENE	380	U	
ATRAZINE	380	U	
BENZALDEHYDE	380	U	
BENZO(A)ANTHRACENE	380	U	

nsample	SB-506-0001
samp_date	11/28/2007
lab_id	A7K290236020
qc_type	NM
units	UG/KG
Pct_Solids	87.0
DUP_OF:	

Parameter	Result	Val Qual	Qual Code
BENZO(A)PYRENE	380	U	
BENZO(B)FLUORANTHENE	380	U	
BENZO(G,H,I)PERYLENE	380	U	
BENZO(K)FLUORANTHENE	380	U	
BIS(2-CHLOROETHOXY)METHANE	380	U	
BIS(2-CHLOROETHYL)ETHER	380	U	
BIS(2-ETHYLHEXYL)PHTHALATE	380	U	
BUTYL BENZYL PHTHALATE	380	U	
CAPROLACTAM	380	U	
CARBAZOLE	380	U	
CHRYSENE	380	U	
DIBENZO(A,H)ANTHRACENE	380	U	
DIBENZOFURAN	380	U	
DIETHYL PHTHALATE	380	U	
DIMETHYL PHTHALATE	380	U	
DI-N-BUTYL PHTHALATE	380	U	
DI-N-OCTYL PHTHALATE	380	U	
FLUORANTHENE	380	U	
FLUORENE	380	U	
HEXACHLOROBENZENE	380	U	
HEXACHLOROBUTADIENE	380	U	
HEXACHLOROCYCLOPENTADIENE	380	U	
HEXACHLOROETHANE	380	U	
INDENO(1,2,3-CD)PYRENE	380	U	
ISOPHORONE	380	U	
NAPHTHALENE	380	U	
NITROBENZENE	380	U	
N-NITROSODIMETHYLAMINE	380	U	
N-NITROSO-DI-N-PROPYLAMINE	380	U	
N-NITROSODIPHENYLAMINE	380	U	
PENTACHLOROPHENOL	380	U	
PHENANTHRENE	380	U	

nsample	SB-506-0001
samp_date	11/28/2007
lab_id	A7K290236020
qc_type	NM
units	UG/KG
Pct_Solids	87.0
DUP_OF:	

Parameter	Result	Val Qual	Qual Code
PHENOL	380	U	
PYRENE	380	U	

PROJ_NO: 00887

SDG: 7K29236 MEDIA: SOIL DATA FRACTION: OS

nsample	SB-506-0406
samp_date	11/28/2007
lab_id	A7K290236021
qc_type	NM
units	UG/KG
Pct_Solids	86.0
DUP_OF:	

Parameter	Result	Val Qual	Qual Code
1,1-BIPHENYL	380	U	
2,2'-OXYBIS(1-CHLOROPROPANE)	380	U	
2,4,5-TRICHLOROPHENOL	380	U	
2,4,6-TRICHLOROPHENOL	380	U	
2,4-DICHLOROPHENOL	380	U	
2,4-DIMETHYLPHENOL	380	U	
2,4-DINITROPHENOL	760	U	
2,4-DINITROTOLUENE	380	U	
2,6-DINITROTOLUENE	380	U	
2-CHLORONAPHTHALENE	380	U	
2-CHLOROPHENOL	380	U	
2-METHYLNAPHTHALENE	380	U	
2-METHYLPHENOL	380	U	
2-NITROANILINE	760	U	
2-NITROPHENOL	380	U	
3,3'-DICHLOROBENZIDINE	380	U	
3-NITROANILINE	760	U	
4,6-DINITRO-2-METHYLPHENOL	380	U	
4-BROMOPHENYL PHENYL ETHER	380	U	
4-CHLORO-3-METHYLPHENOL	380	U	
4-CHLOROANILINE	380	U	
4-CHLOROPHENYL PHENYL ETHER	380	U	
4-METHYLPHENOL	380	U	
4-NITROANILINE	380	U	
4-NITROPHENOL	760	U	
ACENAPHTHENE	380	U	
ACENAPHTHYLENE	380	U	
ACETOPHENONE	77	U	
ANTHRACENE	380	U	
ATRAZINE	380	U	
BENZALDEHYDE	380	U	
BENZO(A)ANTHRACENE	380	U	

nsample	SB-506-0406
samp_date	11/28/2007
lab_id	A7K290236021
qc_type	NM
units	UG/KG
Pct_Solids	86.0
DUP_OF:	

Parameter	Result	Val Qual	Qual Code
BENZO(A)PYRENE	380	U	
BENZO(B)FLUORANTHENE	380	U	
BENZO(G,H,I)PERYLENE	380	U	
BENZO(K)FLUORANTHENE	380	U	
BIS(2-CHLOROETHOXY)METHANE	380	U	
BIS(2-CHLOROETHYL)ETHER	380	U	
BIS(2-ETHYLHEXYL)PHTHALATE	380	U	
BUTYL BENZYL PHTHALATE	380	U	
CAPROLACTAM	380	U	
CARBAZOLE	380	U	
CHRYSENE	380	U	
DIBENZO(A,H)ANTHRACENE	380	U	
DIBENZOFURAN	380	U	
DIETHYL PHTHALATE	380	U	
DIMETHYL PHTHALATE	380	U	
DI-N-BUTYL PHTHALATE	380	U	
DI-N-OCTYL PHTHALATE	380	U	
FLUORANTHENE	380	U	
FLUORENE	380	U	
HEXACHLOROBENZENE	380	U	
HEXACHLOROBUTADIENE	380	U	
HEXACHLOROCYCLOPENTADIENE	380	U	
HEXACHLOROETHANE	380	U	
INDENO(1,2,3-CD)PYRENE	380	U	
ISOPHORONE	380	U	
NAPHTHALENE	380	U	
NITROBENZENE	380	U	
N-NITROSODIMETHYLAMINE	380	U	
N-NITROSO-DI-N-PROPYLAMINE	380	U	
N-NITROSODIPHENYLAMINE	380	U	
PENTACHLOROPHENOL	380	U	
PHENANTHRENE	380	U	

nsample	SB-506-0406
samp_date	11/28/2007
lab_id	A7K290236021
qc_type	NM
units	UG/KG
Pct_Solids	86.0
DUP_OF:	

Parameter	Result	Val Qual	Qual Code
PHENOL	380	U	
PYRENE	380	U	

PROJ_NO: 00887

SDG: 7K29236 MEDIA: SOIL DATA FRACTION: OS

nsample	SB-506-0810	nsample	SB-506-0810	nsample	SB-506-0810
samp_date	11/28/2007	samp_date	11/28/2007	samp_date	11/28/2007
lab_id	A7K290236022	lab_id	A7K290236022	lab_id	A7K290236022
qc_type	NM	qc_type	NM	qc_type	NM
units	UG/KG	units	UG/KG	units	UG/KG
Pct_Solids	79.0	Pct_Solids	79.0	Pct_Solids	79.0
DUP_OF:		DUP_OF:		DUP_OF:	

Parameter	Result	Val Qual	Qual Code
1,1-BIPHENYL	420	U	
2,2'-OXYBIS(1-CHLOROPROPANE)	420	U	
2,4,5-TRICHLOROPHENOL	420	U	
2,4,6-TRICHLOROPHENOL	420	U	
2,4-DICHLOROPHENOL	420	U	
2,4-DIMETHYLPHENOL	420	U	
2,4-DINITROPHENOL	840	U	
2,4-DINITROTOLUENE	420	U	
2,6-DINITROTOLUENE	420	U	
2-CHLORONAPHTHALENE	420	U	
2-CHLOROPHENOL	420	U	
2-METHYLNAPHTHALENE	420	U	
2-METHYLPHENOL	420	U	
2-NITROANILINE	840	U	
2-NITROPHENOL	420	U	
3,3'-DICHLOROBENZIDINE	420	U	
3-NITROANILINE	840	U	
4,6-DINITRO-2-METHYLPHENOL	420	U	
4-BROMOPHENYL PHENYL ETHER	420	U	
4-CHLORO-3-METHYLPHENOL	420	U	
4-CHLOROANILINE	420	U	
4-CHLOROPHENYL PHENYL ETHER	420	U	
4-METHYLPHENOL	420	U	
4-NITROANILINE	420	U	
4-NITROPHENOL	840	U	
ACENAPHTHENE	420	U	
ACENAPHTHYLENE	420	U	
ACETOPHENONE	85	U	
ANTHRACENE	420	U	
ATRAZINE	420	U	
BENZALDEHYDE	420	U	
BENZO(A)ANTHRACENE	420	U	

Parameter	Result	Val Qual	Qual Code
BENZO(A)PYRENE	420	U	
BENZO(B)FLUORANTHENE	420	U	
BENZO(G,H,I)PERYLENE	420	U	
BENZO(K)FLUORANTHENE	420	U	
BIS(2-CHLOROETHOXY)METHANE	420	U	
BIS(2-CHLOROETHYL)ETHER	420	U	
BIS(2-ETHYLHEXYL)PHTHALATE	420	U	
BUTYL BENZYL PHTHALATE	420	U	
CAPROLACTAM	420	U	
CARBAZOLE	420	U	
CHRYSENE	420	U	
DIBENZO(A,H)ANTHRACENE	420	U	
DIBENZOFURAN	420	U	
DIETHYL PHTHALATE	420	U	
DIMETHYL PHTHALATE	420	U	
DI-N-BUTYL PHTHALATE	420	U	
DI-N-OCTYL PHTHALATE	420	U	
FLUORANTHENE	420	U	
FLUORENE	420	U	
HEXACHLOROBENZENE	420	U	
HEXACHLOROBUTADIENE	420	U	
HEXACHLOROCYCLOPENTADIENE	420	U	
HEXACHLOROETHANE	420	U	
INDENO(1,2,3-CD)PYRENE	420	U	
ISOPHORONE	420	U	
NAPHTHALENE	420	U	
NITROBENZENE	420	U	
N-NITROSODIMETHYLAMINE	420	U	
N-NITROSO-DI-N-PROPYLAMINE	420	U	
N-NITROSODIPHENYLAMINE	420	U	
PENTACHLOROPHENOL	420	U	
PHENANTHRENE	420	U	

Parameter	Result	Val Qual	Qual Code
PHENOL	420	U	
PYRENE	420	U	

PROJ_NO: 00887

SDG: 7K29236 MEDIA: SOIL DATA FRACTION: OS

nsample	SB-507-0001	nsample	SB-507-0001	nsample	SB-507-0001
samp_date	11/28/2007	samp_date	11/28/2007	samp_date	11/28/2007
lab_id	A7K290236024	lab_id	A7K290236024	lab_id	A7K290236024
qc_type	NM	qc_type	NM	qc_type	NM
units	UG/KG	units	UG/KG	units	UG/KG
Pct_Solids	86.0	Pct_Solids	86.0	Pct_Solids	86.0
DUP_OF:		DUP_OF:		DUP_OF:	

Parameter	Result	Val Qual	Qual Code
1,1-BIPHENYL	380	U	
2,2'-OXYBIS(1-CHLOROPROPANE)	380	U	
2,4,5-TRICHLOROPHENOL	380	U	
2,4,6-TRICHLOROPHENOL	380	U	
2,4-DICHLOROPHENOL	380	U	
2,4-DIMETHYLPHENOL	380	U	
2,4-DINITROPHENOL	770	U	
2,4-DINITROTOLUENE	380	U	
2,6-DINITROTOLUENE	380	U	
2-CHLORONAPHTHALENE	380	U	
2-CHLOROPHENOL	380	U	
2-METHYLNAPHTHALENE	380	U	
2-METHYLPHENOL	380	U	
2-NITROANILINE	770	U	
2-NITROPHENOL	380	U	
3,3'-DICHLOROBENZIDINE	380	U	
3-NITROANILINE	770	U	
4,6-DINITRO-2-METHYLPHENOL	380	U	
4-BROMOPHENYL PHENYL ETHER	380	U	
4-CHLORO-3-METHYLPHENOL	380	U	
4-CHLOROANILINE	380	U	
4-CHLOROPHENYL PHENYL ETHER	380	U	
4-METHYLPHENOL	380	U	
4-NITROANILINE	380	U	
4-NITROPHENOL	770	U	
ACENAPHTHENE	380	U	
ACENAPHTHYLENE	380	U	
ACETOPHENONE	78	U	
ANTHRACENE	380	U	
ATRAZINE	380	U	
BENZALDEHYDE	380	U	
BENZO(A)ANTHRACENE	12	J	P

Parameter	Result	Val Qual	Qual Code
BENZO(A)PYRENE	14	J	P
BENZO(B)FLUORANTHENE	25	J	P
BENZO(G,H,I)PERYLENE	8	J	P
BENZO(K)FLUORANTHENE	380	U	
BIS(2-CHLOROETHOXY)METHANE	380	U	
BIS(2-CHLOROETHYL)ETHER	380	U	
BIS(2-ETHYLHEXYL)PHTHALATE	37	J	P
BUTYL BENZYL PHTHALATE	120	J	P
CAPROLACTAM	380	U	
CARBAZOLE	380	U	
CHRYSENE	14	J	P
DIBENZO(A,H)ANTHRACENE	380	U	
DIBENZOFURAN	380	U	
DIETHYL PHTHALATE	380	U	
DIMETHYL PHTHALATE	380	U	
DI-N-BUTYL PHTHALATE	380	U	
DI-N-OCTYL PHTHALATE	380	U	
FLUORANTHENE	19	J	P
FLUORENE	380	U	
HEXACHLOROBENZENE	380	U	
HEXACHLOROBUTADIENE	380	U	
HEXACHLOROCYCLOPENTADIENE	380	U	
HEXACHLOROETHANE	380	U	
INDENO(1,2,3-CD)PYRENE	380	U	
ISOPHORONE	380	U	
NAPHTHALENE	380	U	
NITROBENZENE	380	U	
N-NITROSODIMETHYLAMINE	380	U	
N-NITROSO-DI-N-PROPYLAMINE	380	U	
N-NITROSODIPHENYLAMINE	380	U	
PENTACHLOROPHENOL	380	U	
PHENANTHRENE	9.4	J	P

Parameter	Result	Val Qual	Qual Code
PHENOL	380	U	
PYRENE	16	J	P

PROJ_NO: 00887

SDG: 7K29236 MEDIA: SOIL DATA FRACTION: OS

nsample	SB-507-0406
samp_date	11/28/2007
lab_id	A7K290236025
qc_type	NM
units	UG/KG
Pct_Solids	81.0
DUP_OF:	

Parameter	Result	Val Qual	Qual Code
1,1-BIPHENYL	410	U	
2,2'-OXYBIS(1-CHLOROPROPANE)	410	U	
2,4,5-TRICHLOROPHENOL	410	U	
2,4,6-TRICHLOROPHENOL	410	U	
2,4-DICHLOROPHENOL	410	U	
2,4-DIMETHYLPHENOL	410	U	
2,4-DINITROPHENOL	810	U	
2,4-DINITROTOLUENE	410	U	
2,6-DINITROTOLUENE	410	U	
2-CHLORONAPHTHALENE	410	U	
2-CHLOROPHENOL	410	U	
2-METHYLNAPHTHALENE	410	U	
2-METHYLPHENOL	410	U	
2-NITROANILINE	810	U	
2-NITROPHENOL	410	U	
3,3'-DICHLOROBENZIDINE	410	U	
3-NITROANILINE	810	U	
4,6-DINITRO-2-METHYLPHENOL	410	U	
4-BROMOPHENYL PHENYL ETHER	410	U	
4-CHLORO-3-METHYLPHENOL	410	U	
4-CHLOROANILINE	410	U	
4-CHLOROPHENYL PHENYL ETHER	410	U	
4-METHYLPHENOL	410	U	
4-NITROANILINE	410	U	
4-NITROPHENOL	810	U	
ACENAPHTHENE	410	U	
ACENAPHTHYLENE	410	U	
ACETOPHENONE	82	U	
ANTHRACENE	410	U	
ATRAZINE	410	U	
BENZALDEHYDE	410	U	
BENZO(A)ANTHRACENE	410	U	

nsample	SB-507-0406
samp_date	11/28/2007
lab_id	A7K290236025
qc_type	NM
units	UG/KG
Pct_Solids	81.0
DUP_OF:	

Parameter	Result	Val Qual	Qual Code
BENZO(A)PYRENE	410	U	
BENZO(B)FLUORANTHENE	410	U	
BENZO(G,H,I)PERYLENE	410	U	
BENZO(K)FLUORANTHENE	410	U	
BIS(2-CHLOROETHOXY)METHANE	410	U	
BIS(2-CHLOROETHYL)ETHER	410	U	
BIS(2-ETHYLHEXYL)PHTHALATE	410	U	
BUTYL BENZYL PHTHALATE	410	U	
CAPROLACTAM	410	U	
CARBAZOLE	410	U	
CHRYSENE	410	U	
DIBENZO(A,H)ANTHRACENE	410	U	
DIBENZOFURAN	410	U	
DIETHYL PHTHALATE	410	U	
DIMETHYL PHTHALATE	410	U	
DI-N-BUTYL PHTHALATE	410	U	
DI-N-OCTYL PHTHALATE	410	U	
FLUORANTHENE	410	U	
FLUORENE	410	U	
HEXACHLOROBENZENE	410	U	
HEXACHLOROBUTADIENE	410	U	
HEXACHLOROCYCLOPENTADIENE	410	U	
HEXACHLOROETHANE	410	U	
INDENO(1,2,3-CD)PYRENE	410	U	
ISOPHORONE	410	U	
NAPHTHALENE	410	U	
NITROBENZENE	410	U	
N-NITROSODIMETHYLAMINE	410	U	
N-NITROSO-DI-N-PROPYLAMINE	410	U	
N-NITROSODIPHENYLAMINE	410	U	
PENTACHLOROPHENOL	410	U	
PHENANTHRENE	410	U	

nsample	SB-507-0406
samp_date	11/28/2007
lab_id	A7K290236025
qc_type	NM
units	UG/KG
Pct_Solids	81.0
DUP_OF:	

Parameter	Result	Val Qual	Qual Code
PHENOL	410	U	
PYRENE	410	U	

PROJ_NO: 00887

SDG: 7K29236 MEDIA: SOIL DATA FRACTION: OS

nsample	SB-507-0810
samp_date	11/28/2007
lab_id	A7K290236026
qc_type	NM
units	UG/KG
Pct_Solids	86.0
DUP_OF:	

Parameter	Result	Val Qual	Qual Code
1,1-BIPHENYL	380	U	
2,2'-OXYBIS(1-CHLOROPROPANE)	380	U	
2,4,5-TRICHLOROPHENOL	380	U	
2,4,6-TRICHLOROPHENOL	380	U	
2,4-DICHLOROPHENOL	380	U	
2,4-DIMETHYLPHENOL	380	U	
2,4-DINITROPHENOL	760	U	
2,4-DINITROTOLUENE	380	U	
2,6-DINITROTOLUENE	380	U	
2-CHLORONAPHTHALENE	380	U	
2-CHLOROPHENOL	380	U	
2-METHYLNAPHTHALENE	380	U	
2-METHYLPHENOL	380	U	
2-NITROANILINE	760	U	
2-NITROPHENOL	380	U	
3,3'-DICHLOROBENZIDINE	380	U	
3-NITROANILINE	760	U	
4,6-DINITRO-2-METHYLPHENOL	380	U	
4-BROMOPHENYL PHENYL ETHER	380	U	
4-CHLORO-3-METHYLPHENOL	380	U	
4-CHLOROANILINE	380	U	
4-CHLOROPHENYL PHENYL ETHER	380	U	
4-METHYLPHENOL	380	U	
4-NITROANILINE	380	U	
4-NITROPHENOL	760	U	
ACENAPHTHENE	380	U	
ACENAPHTHYLENE	380	U	
ACETOPHENONE	77	U	
ANTHRACENE	380	U	
ATRAZINE	380	U	
BENZALDEHYDE	380	U	
BENZO(A)ANTHRACENE	380	U	

nsample	SB-507-0810
samp_date	11/28/2007
lab_id	A7K290236026
qc_type	NM
units	UG/KG
Pct_Solids	86.0
DUP_OF:	

Parameter	Result	Val Qual	Qual Code
BENZO(A)PYRENE	380	U	
BENZO(B)FLUORANTHENE	380	U	
BENZO(G,H,I)PERYLENE	380	U	
BENZO(K)FLUORANTHENE	380	U	
BIS(2-CHLOROETHOXY)METHANE	380	U	
BIS(2-CHLOROETHYL)ETHER	380	U	
BIS(2-ETHYLHEXYL)PHTHALATE	380	U	
BUTYL BENZYL PHTHALATE	380	U	
CAPROLACTAM	380	U	
CARBAZOLE	380	U	
CHRYSENE	380	U	
DIBENZO(A,H)ANTHRACENE	380	U	
DIBENZOFURAN	380	U	
DIETHYL PHTHALATE	380	U	
DIMETHYL PHTHALATE	380	U	
DI-N-BUTYL PHTHALATE	380	U	
DI-N-OCTYL PHTHALATE	380	U	
FLUORANTHENE	380	U	
FLUORENE	380	U	
HEXACHLOROBENZENE	380	U	
HEXACHLOROBUTADIENE	380	U	
HEXACHLOROCYCLOPENTADIENE	380	U	
HEXACHLOROETHANE	380	U	
INDENO(1,2,3-CD)PYRENE	380	U	
ISOPHORONE	380	U	
NAPHTHALENE	380	U	
NITROBENZENE	380	U	
N-NITROSODIMETHYLAMINE	380	U	
N-NITROSO-DI-N-PROPYLAMINE	380	U	
N-NITROSODIPHENYLAMINE	380	U	
PENTACHLOROPHENOL	380	U	
PHENANTHRENE	380	U	

nsample	SB-507-0810
samp_date	11/28/2007
lab_id	A7K290236026
qc_type	NM
units	UG/KG
Pct_Solids	86.0
DUP_OF:	

Parameter	Result	Val Qual	Qual Code
PHENOL	380	U	
PYRENE	380	U	

PROJ_NO: 00887

SDG: 7K29236 MEDIA: SOIL DATA FRACTION: OS

nsample	SB-508-0001	nsample	SB-508-0001	nsample	SB-508-0001
samp_date	11/28/2007	samp_date	11/28/2007	samp_date	11/28/2007
lab_id	A7K290236027	lab_id	A7K290236027	lab_id	A7K290236027
qc_type	NM	qc_type	NM	qc_type	NM
units	UG/KG	units	UG/KG	units	UG/KG
Pct_Solids	86.0	Pct_Solids	86.0	Pct_Solids	86.0
DUP_OF:		DUP_OF:		DUP_OF:	

Parameter	Result	Val Qual	Qual Code
1,1-BIPHENYL	380	U	
2,2'-OXYBIS(1-CHLOROPROPANE)	380	U	
2,4,5-TRICHLOROPHENOL	380	U	
2,4,6-TRICHLOROPHENOL	380	U	
2,4-DICHLOROPHENOL	380	U	
2,4-DIMETHYLPHENOL	380	U	
2,4-DINITROPHENOL	770	U	
2,4-DINITROTOLUENE	380	U	
2,6-DINITROTOLUENE	380	U	
2-CHLORONAPHTHALENE	380	U	
2-CHLOROPHENOL	380	U	
2-METHYLNAPHTHALENE	26	J	P
2-METHYLPHENOL	380	U	
2-NITROANILINE	770	U	
2-NITROPHENOL	380	U	
3,3'-DICHLOROBENZIDINE	380	U	
3-NITROANILINE	770	U	
4,6-DINITRO-2-METHYLPHENOL	380	U	
4-BROMOPHENYL PHENYL ETHER	380	U	
4-CHLORO-3-METHYLPHENOL	380	U	
4-CHLOROANILINE	380	U	
4-CHLOROPHENYL PHENYL ETHER	380	U	
4-METHYLPHENOL	380	U	
4-NITROANILINE	380	U	
4-NITROPHENOL	770	U	
ACENAPHTHENE	380	U	
ACENAPHTHYLENE	380	U	
ACETOPHENONE	78	U	
ANTHRACENE	380	U	
ATRAZINE	380	U	
BENZALDEHYDE	380	U	
BENZO(A)ANTHRACENE	380	U	

Parameter	Result	Val Qual	Qual Code
BENZO(A)PYRENE	380	U	
BENZO(B)FLUORANTHENE	380	U	
BENZO(G,H,I)PERYLENE	380	U	
BENZO(K)FLUORANTHENE	380	U	
BIS(2-CHLOROETHOXY)METHANE	380	U	
BIS(2-CHLOROETHYL)ETHER	380	U	
BIS(2-ETHYLHEXYL)PHTHALATE	58	J	P
BUTYL BENZYL PHTHALATE	380	U	
CAPROLACTAM	380	U	
CARBAZOLE	380	U	
CHRYSENE	380	U	
DIBENZO(A,H)ANTHRACENE	380	U	
DIBENZOFURAN	380	U	
DIETHYL PHTHALATE	380	U	
DIMETHYL PHTHALATE	380	U	
DI-N-BUTYL PHTHALATE	380	U	
DI-N-OCTYL PHTHALATE	380	U	
FLUORANTHENE	380	U	
FLUORENE	380	U	
HEXACHLOROBENZENE	380	U	
HEXACHLOROBUTADIENE	380	U	
HEXACHLOROCYCLOPENTADIENE	380	U	
HEXACHLOROETHANE	380	U	
INDENO(1,2,3-CD)PYRENE	380	U	
ISOPHORONE	380	U	
NAPHTHALENE	10	J	P
NITROBENZENE	380	U	
N-NITROSODIMETHYLAMINE	380	U	
N-NITROSO-DI-N-PROPYLAMINE	380	U	
N-NITROSODIPHENYLAMINE	380	U	
PENTACHLOROPHENOL	380	U	
PHENANTHRENE	17	J	P

Parameter	Result	Val Qual	Qual Code
PHENOL	380	U	
PYRENE	380	U	

PROJ_NO: 00887

SDG: 7K29236 MEDIA: SOIL DATA FRACTION: OS

nsample	SB-508-0406	nsample	SB-508-0406	nsample	SB-508-0406
samp_date	11/28/2007	samp_date	11/28/2007	samp_date	11/28/2007
lab_id	A7K290236028	lab_id	A7K290236028	lab_id	A7K290236028
qc_type	NM	qc_type	NM	qc_type	NM
units	UG/KG	units	UG/KG	units	UG/KG
Pct_Solids	86.0	Pct_Solids	86.0	Pct_Solids	86.0
DUP_OF:		DUP_OF:		DUP_OF:	

Parameter	Result	Val Qual	Qual Code
1,1-BIPHENYL	390	U	
2,2'-OXYBIS(1-CHLOROPROPANE)	390	U	
2,4,5-TRICHLOROPHENOL	390	U	
2,4,6-TRICHLOROPHENOL	390	U	
2,4-DICHLOROPHENOL	390	U	
2,4-DIMETHYLPHENOL	390	U	
2,4-DINITROPHENOL	770	U	
2,4-DINITROTOLUENE	390	U	
2,6-DINITROTOLUENE	390	U	
2-CHLORONAPHTHALENE	390	U	
2-CHLOROPHENOL	390	U	
2-METHYLNAPHTHALENE	390	U	
2-METHYLPHENOL	390	U	
2-NITROANILINE	770	U	
2-NITROPHENOL	390	U	
3,3'-DICHLOROBENZIDINE	390	U	
3-NITROANILINE	770	U	
4,6-DINITRO-2-METHYLPHENOL	390	U	
4-BROMOPHENYL PHENYL ETHER	390	U	
4-CHLORO-3-METHYLPHENOL	390	U	
4-CHLOROANILINE	390	U	
4-CHLOROPHENYL PHENYL ETHER	390	U	
4-METHYLPHENOL	390	U	
4-NITROANILINE	390	U	
4-NITROPHENOL	770	U	
ACENAPHTHENE	390	U	
ACENAPHTHYLENE	390	U	
ACETOPHENONE	78	U	
ANTHRACENE	390	U	
ATRAZINE	390	U	
BENZALDEHYDE	390	U	
BENZO(A)ANTHRACENE	390	U	

Parameter	Result	Val Qual	Qual Code
BENZO(A)PYRENE	390	U	
BENZO(B)FLUORANTHENE	390	U	
BENZO(G,H,I)PERYLENE	390	U	
BENZO(K)FLUORANTHENE	390	U	
BIS(2-CHLOROETHOXY)METHANE	390	U	
BIS(2-CHLOROETHYL)ETHER	390	U	
BIS(2-ETHYLHEXYL)PHTHALATE	390	U	
BUTYL BENZYL PHTHALATE	390	U	
CAPROLACTAM	390	U	
CARBAZOLE	390	U	
CHRYSENE	390	U	
DIBENZO(A,H)ANTHRACENE	390	U	
DIBENZOFURAN	390	U	
DIETHYL PHTHALATE	390	U	
DIMETHYL PHTHALATE	390	U	
DI-N-BUTYL PHTHALATE	390	U	
DI-N-OCTYL PHTHALATE	390	U	
FLUORANTHENE	390	U	
FLUORENE	390	U	
HEXACHLOROBENZENE	390	U	
HEXACHLOROBUTADIENE	390	U	
HEXACHLOROCYCLOPENTADIENE	390	U	
HEXACHLOROETHANE	390	U	
INDENO(1,2,3-CD)PYRENE	390	U	
ISOPHORONE	390	U	
NAPHTHALENE	390	U	
NITROBENZENE	390	U	
N-NITROSODIMETHYLAMINE	390	U	
N-NITROSO-DI-N-PROPYLAMINE	390	U	
N-NITROSODIPHENYLAMINE	390	U	
PENTACHLOROPHENOL	390	U	
PHENANTHRENE	390	U	

Parameter	Result	Val Qual	Qual Code
PHENOL	390	U	
PYRENE	390	U	

PROJ_NO: 00887

SDG: 7K29236 MEDIA: SOIL DATA FRACTION: OS

nsample	SB-508-0810	nsample	SB-508-0810	nsample	SB-508-0810
samp_date	11/28/2007	samp_date	11/28/2007	samp_date	11/28/2007
lab_id	A7K290236029	lab_id	A7K290236029	lab_id	A7K290236029
qc_type	NM	qc_type	NM	qc_type	NM
units	UG/KG	units	UG/KG	units	UG/KG
Pct_Solids	83.0	Pct_Solids	83.0	Pct_Solids	83.0
DUP_OF:		DUP_OF:		DUP_OF:	

Parameter	Result	Val Qual	Qual Code
1,1-BIPHENYL	400	U	
2,2'-OXYBIS(1-CHLOROPROPANE)	400	U	
2,4,5-TRICHLOROPHENOL	400	U	
2,4,6-TRICHLOROPHENOL	400	U	
2,4-DICHLOROPHENOL	400	U	
2,4-DIMETHYLPHENOL	400	U	
2,4-DINITROPHENOL	790	U	
2,4-DINITROTOLUENE	400	U	
2,6-DINITROTOLUENE	400	U	
2-CHLORONAPHTHALENE	400	U	
2-CHLOROPHENOL	400	U	
2-METHYLNAPHTHALENE	400	U	
2-METHYLPHENOL	400	U	
2-NITROANILINE	790	U	
2-NITROPHENOL	400	U	
3,3'-DICHLOROBENZIDINE	400	U	
3-NITROANILINE	790	U	
4,6-DINITRO-2-METHYLPHENOL	400	U	
4-BROMOPHENYL PHENYL ETHER	400	U	
4-CHLORO-3-METHYLPHENOL	400	U	
4-CHLOROANILINE	400	U	
4-CHLOROPHENYL PHENYL ETHER	400	U	
4-METHYLPHENOL	400	U	
4-NITROANILINE	400	U	
4-NITROPHENOL	790	U	
ACENAPHTHENE	400	U	
ACENAPHTHYLENE	400	U	
ACETOPHENONE	80	U	
ANTHRACENE	400	U	
ATRAZINE	400	U	
BENZALDEHYDE	400	U	
BENZO(A)ANTHRACENE	400	U	

Parameter	Result	Val Qual	Qual Code
BENZO(A)PYRENE	400	U	
BENZO(B)FLUORANTHENE	400	U	
BENZO(G,H,I)PERYLENE	400	U	
BENZO(K)FLUORANTHENE	400	U	
BIS(2-CHLOROETHOXY)METHANE	400	U	
BIS(2-CHLOROETHYL)ETHER	400	U	
BIS(2-ETHYLHEXYL)PHTHALATE	400	U	
BUTYL BENZYL PHTHALATE	400	U	
CAPROLACTAM	400	U	
CARBAZOLE	400	U	
CHRYSENE	400	U	
DIBENZO(A,H)ANTHRACENE	400	U	
DIBENZOFURAN	400	U	
DIETHYL PHTHALATE	400	U	
DIMETHYL PHTHALATE	400	U	
DI-N-BUTYL PHTHALATE	400	U	
DI-N-OCTYL PHTHALATE	400	U	
FLUORANTHENE	400	U	
FLUORENE	400	U	
HEXACHLOROBENZENE	400	U	
HEXACHLOROBUTADIENE	400	U	
HEXACHLOROCYCLOPENTADIENE	400	U	
HEXACHLOROETHANE	400	U	
INDENO(1,2,3-CD)PYRENE	400	U	
ISOPHORONE	400	U	
NAPHTHALENE	400	U	
NITROBENZENE	400	U	
N-NITROSODIMETHYLAMINE	400	U	
N-NITROSO-DI-N-PROPYLAMINE	400	U	
N-NITROSODIPHENYLAMINE	400	U	
PENTACHLOROPHENOL	400	U	
PHENANTHRENE	400	U	

Parameter	Result	Val Qual	Qual Code
PHENOL	400	U	
PYRENE	400	U	

PROJ_NO: 00887

SDG: 7K29236 MEDIA: SOIL DATA FRACTION: PEST/PCB

nsample	DUP-01	nsample	DUP-02	nsample	DUP-03
samp_date	11/27/2007	samp_date	11/28/2007	samp_date	11/28/2007
lab_id	A7K290236019	lab_id	A7K290236023	lab_id	A7K290236030
qc_type	NM	qc_type	NM	qc_type	NM
units	UG/KG	units	UG/KG	units	UG/KG
Pct_Solids	77.0	Pct_Solids	87.0	Pct_Solids	85.0
DUP_OF:	SB-503-0001	DUP_OF:	SB-506-0001	DUP_OF:	SB-508-0406

Parameter	Result	Val Qual	Qual Code
AROCLOR-1016	43	U	
AROCLOR-1221	43	U	
AROCLOR-1232	43	U	
AROCLOR-1242	43	U	
AROCLOR-1248	43	U	
AROCLOR-1254	43	U	
AROCLOR-1260	120		

Parameter	Result	Val Qual	Qual Code
AROCLOR-1016	38	U	
AROCLOR-1221	38	U	
AROCLOR-1232	38	U	
AROCLOR-1242	38	U	
AROCLOR-1248	38	U	
AROCLOR-1254	38	U	
AROCLOR-1260	11	J	P

Parameter	Result	Val Qual	Qual Code
AROCLOR-1016	39	U	
AROCLOR-1221	39	U	
AROCLOR-1232	39	U	
AROCLOR-1242	39	U	
AROCLOR-1248	39	U	
AROCLOR-1254	39	U	
AROCLOR-1260	39	U	

PROJ_NO: 00887

SDG: 7K29236 MEDIA: SOIL DATA FRACTION: PEST/PCB

nsample	SB-500-0001	nsample	SB-500-0406	nsample	SB-500-0810
samp_date	11/27/2007	samp_date	11/27/2007	samp_date	11/27/2007
lab_id	A7K290236001	lab_id	A7K290236002	lab_id	A7K290236003
qc_type	NM	qc_type	NM	qc_type	NM
units	UG/KG	units	UG/KG	units	UG/KG
Pct_Solids	88.0	Pct_Solids	89.0	Pct_Solids	83.0
DUP_OF:		DUP_OF:		DUP_OF:	

Parameter	Result	Val Qual	Qual Code
AROCLOR-1016	37	U	
AROCLOR-1221	37	U	
AROCLOR-1232	37	U	
AROCLOR-1242	37	U	
AROCLOR-1248	37	U	
AROCLOR-1254	37	U	
AROCLOR-1260	47		

Parameter	Result	Val Qual	Qual Code
AROCLOR-1016	37	U	
AROCLOR-1221	37	U	
AROCLOR-1232	37	U	
AROCLOR-1242	37	U	
AROCLOR-1248	37	U	
AROCLOR-1254	37	U	
AROCLOR-1260	37	U	

Parameter	Result	Val Qual	Qual Code
AROCLOR-1016	40	U	
AROCLOR-1221	40	U	
AROCLOR-1232	40	U	
AROCLOR-1242	40	U	
AROCLOR-1248	40	U	
AROCLOR-1254	40	U	
AROCLOR-1260	40	U	

PROJ_NO: 00887

SDG: 7K29236 MEDIA: SOIL DATA FRACTION: PEST/PCB

nsample	SB-501-0001DL	nsample	SB-501-0406DL	nsample	SB-501-0810DL
samp_date	11/27/2007	samp_date	11/27/2007	samp_date	11/27/2007
lab_id	A7K290236004	lab_id	A7K290236005	lab_id	A7K290236006
qc_type	NM	qc_type	NM	qc_type	NM
units	UG/KG	units	UG/KG	units	UG/KG
Pct_Solids	87.0	Pct_Solids	89.0	Pct_Solids	85.0
DUP_OF:		DUP_OF:		DUP_OF:	

Parameter	Result	Val Qual	Qual Code
AROCLOR-1016	7600	U	
AROCLOR-1221	7600	U	
AROCLOR-1232	7600	U	
AROCLOR-1242	7600	U	
AROCLOR-1248	7600	U	
AROCLOR-1254	7600	U	
AROCLOR-1260	58000		

Parameter	Result	Val Qual	Qual Code
AROCLOR-1016	740	U	
AROCLOR-1221	740	U	
AROCLOR-1232	740	U	
AROCLOR-1242	740	U	
AROCLOR-1248	740	U	
AROCLOR-1254	740	U	
AROCLOR-1260	5800		

Parameter	Result	Val Qual	Qual Code
AROCLOR-1016	3900	U	
AROCLOR-1221	3900	U	
AROCLOR-1232	3900	U	
AROCLOR-1242	3900	U	
AROCLOR-1248	3900	U	
AROCLOR-1254	3900	U	
AROCLOR-1260	24000		

PROJ_NO: 00887

SDG: 7K29236 MEDIA: SOIL DATA FRACTION: PEST/PCB

nsample	SB-502-0001DL	nsample	SB-502-0406DL	nsample	SB-502-0810DL
samp_date	11/27/2007	samp_date	11/27/2007	samp_date	11/27/2007
lab_id	A7K290236007	lab_id	A7K290236008	lab_id	A7K290236009
qc_type	NM	qc_type	NM	qc_type	NM
units	UG/KG	units	UG/KG	units	UG/KG
Pct_Solids	84.0	Pct_Solids	86.0	Pct_Solids	86.0
DUP_OF:		DUP_OF:		DUP_OF:	

Parameter	Result	Val Qual	Qual Code
AROCLOR-1016	390	U	
AROCLOR-1221	390	U	
AROCLOR-1232	390	U	
AROCLOR-1242	390	U	
AROCLOR-1248	390	U	
AROCLOR-1254	390	U	
AROCLOR-1260	1200		

Parameter	Result	Val Qual	Qual Code
AROCLOR-1016	7700	U	
AROCLOR-1221	7700	U	
AROCLOR-1232	7700	U	
AROCLOR-1242	7700	U	
AROCLOR-1248	7700	U	
AROCLOR-1254	7700	U	
AROCLOR-1260	49000		

Parameter	Result	Val Qual	Qual Code
AROCLOR-1016	19000	U	
AROCLOR-1221	19000	U	
AROCLOR-1232	19000	U	
AROCLOR-1242	19000	U	
AROCLOR-1248	19000	U	
AROCLOR-1254	19000	U	
AROCLOR-1260	65000		

PROJ_NO: 00887

SDG: 7K29236 MEDIA: SOIL DATA FRACTION: PEST/PCB

nsample	SB-503-0001DL	nsample	SB-503-0406DL	nsample	SB-503-1012
samp_date	11/27/2007	samp_date	11/27/2007	samp_date	11/27/2007
lab_id	A7K290236010	lab_id	A7K290236011	lab_id	A7K290236012
qc_type	NM	qc_type	NM	qc_type	NM
units	UG/KG	units	UG/KG	units	UG/KG
Pct_Solids	86.0	Pct_Solids	82.0	Pct_Solids	84.0
DUP_OF:		DUP_OF:		DUP_OF:	

Parameter	Result	Val Qual	Qual Code
AROCLOR-1016	390	U	
AROCLOR-1221	390	U	
AROCLOR-1232	390	U	
AROCLOR-1242	390	U	
AROCLOR-1248	390	U	
AROCLOR-1254	390	U	
AROCLOR-1260	1700		

Parameter	Result	Val Qual	Qual Code
AROCLOR-1016	200	U	
AROCLOR-1221	200	U	
AROCLOR-1232	200	U	
AROCLOR-1242	200	U	
AROCLOR-1248	200	U	
AROCLOR-1254	200	U	
AROCLOR-1260	380		

Parameter	Result	Val Qual	Qual Code
AROCLOR-1016	39	U	
AROCLOR-1221	39	U	
AROCLOR-1232	39	U	
AROCLOR-1242	39	U	
AROCLOR-1248	39	U	
AROCLOR-1254	39	U	
AROCLOR-1260	39	U	

PROJ_NO: 00887

SDG: 7K29236 MEDIA: SOIL DATA FRACTION: PEST/PCB

nsample	SB-504-0001DL	nsample	SB-504-0406DL	nsample	SB-504-0810DL
samp_date	11/27/2007	samp_date	11/27/2007	samp_date	11/27/2007
lab_id	A7K290236013	lab_id	A7K290236014	lab_id	A7K290236015
qc_type	NM	qc_type	NM	qc_type	NM
units	UG/KG	units	UG/KG	units	UG/KG
Pct_Solids	91.2	Pct_Solids	87.0	Pct_Solids	86.0
DUP_OF:		DUP_OF:		DUP_OF:	

Parameter	Result	Val Qual	Qual Code
AROCLOR-1016	180	U	
AROCLOR-1221	180	U	
AROCLOR-1232	180	U	
AROCLOR-1242	180	U	
AROCLOR-1248	180	U	
AROCLOR-1254	180	U	
AROCLOR-1260	1200		

Parameter	Result	Val Qual	Qual Code
AROCLOR-1016	1900	U	
AROCLOR-1221	1900	U	
AROCLOR-1232	1900	U	
AROCLOR-1242	1900	U	
AROCLOR-1248	1900	U	
AROCLOR-1254	1900	U	
AROCLOR-1260	11000		

Parameter	Result	Val Qual	Qual Code
AROCLOR-1016	380	U	
AROCLOR-1221	380	U	
AROCLOR-1232	380	U	
AROCLOR-1242	380	U	
AROCLOR-1248	380	U	
AROCLOR-1254	380	U	
AROCLOR-1260	2300		

PROJ_NO: 00887

SDG: 7K29236 MEDIA: SOIL DATA FRACTION: PEST/PCB

nsample	SB-505-0001DL	nsample	SB-505-0406	nsample	SB-505-0810DL
samp_date	11/27/2007	samp_date	11/27/2007	samp_date	11/27/2007
lab_id	A7K290236016	lab_id	A7K290236017	lab_id	A7K290236018
qc_type	NM	qc_type	NM	qc_type	NM
units	UG/KG	units	UG/KG	units	UG/KG
Pct_Solids	83.0	Pct_Solids	86.0	Pct_Solids	80.0
DUP_OF:		DUP_OF:		DUP_OF:	

Parameter	Result	Val Qual	Qual Code
AROCLOR-1016	20000	U	
AROCLOR-1221	20000	U	
AROCLOR-1232	20000	U	
AROCLOR-1242	20000	U	
AROCLOR-1248	20000	U	
AROCLOR-1254	20000	U	
AROCLOR-1260	99000		

Parameter	Result	Val Qual	Qual Code
AROCLOR-1016	38	U	
AROCLOR-1221	38	U	
AROCLOR-1232	38	U	
AROCLOR-1242	38	U	
AROCLOR-1248	38	U	
AROCLOR-1254	38	U	
AROCLOR-1260	15	J	P

Parameter	Result	Val Qual	Qual Code
AROCLOR-1016	210	U	
AROCLOR-1221	210	U	
AROCLOR-1232	210	U	
AROCLOR-1242	210	U	
AROCLOR-1248	210	U	
AROCLOR-1254	210	U	
AROCLOR-1260	650		

PROJ_NO: 00887

SDG: 7K29236 MEDIA: SOIL DATA FRACTION: PEST/PCB

nsample	SB-506-0001	nsample	SB-506-0406	nsample	SB-506-0810
samp_date	11/28/2007	samp_date	11/28/2007	samp_date	11/28/2007
lab_id	A7K290236020	lab_id	A7K290236021	lab_id	A7K290236022
qc_type	NM	qc_type	NM	qc_type	NM
units	UG/KG	units	UG/KG	units	UG/KG
Pct_Solids	87.0	Pct_Solids	86.0	Pct_Solids	79.0
DUP_OF:		DUP_OF:		DUP_OF:	

Parameter	Result	Val Qual	Qual Code
AROCLOR-1016	38	U	
AROCLOR-1221	38	U	
AROCLOR-1232	38	U	
AROCLOR-1242	38	U	
AROCLOR-1248	38	U	
AROCLOR-1254	38	U	
AROCLOR-1260	12	J	P

Parameter	Result	Val Qual	Qual Code
AROCLOR-1016	38	U	
AROCLOR-1221	38	U	
AROCLOR-1232	38	U	
AROCLOR-1242	38	U	
AROCLOR-1248	38	U	
AROCLOR-1254	38	U	
AROCLOR-1260	38	U	

Parameter	Result	Val Qual	Qual Code
AROCLOR-1016	42	U	
AROCLOR-1221	42	U	
AROCLOR-1232	42	U	
AROCLOR-1242	42	U	
AROCLOR-1248	42	U	
AROCLOR-1254	42	U	
AROCLOR-1260	20	J	P

PROJ_NO: 00887

SDG: 7K29236 MEDIA: SOIL DATA FRACTION: PEST/PCB

nsample	SB-507-0001	nsample	SB-507-0406	nsample	SB-507-0810
samp_date	11/28/2007	samp_date	11/28/2007	samp_date	11/28/2007
lab_id	A7K290236024	lab_id	A7K290236025	lab_id	A7K290236026
qc_type	NM	qc_type	NM	qc_type	NM
units	UG/KG	units	UG/KG	units	UG/KG
Pct_Solids	86.0	Pct_Solids	81.0	Pct_Solids	86.0
DUP_OF:		DUP_OF:		DUP_OF:	

Parameter	Result	Val Qual	Qual Code
AROCLOR-1016	38	U	
AROCLOR-1221	38	U	
AROCLOR-1232	38	U	
AROCLOR-1242	38	U	
AROCLOR-1248	38	U	
AROCLOR-1254	38	U	
AROCLOR-1260	38	U	

Parameter	Result	Val Qual	Qual Code
AROCLOR-1016	41	U	
AROCLOR-1221	41	U	
AROCLOR-1232	41	U	
AROCLOR-1242	41	U	
AROCLOR-1248	41	U	
AROCLOR-1254	41	U	
AROCLOR-1260	41	U	

Parameter	Result	Val Qual	Qual Code
AROCLOR-1016	38	U	
AROCLOR-1221	38	U	
AROCLOR-1232	38	U	
AROCLOR-1242	38	U	
AROCLOR-1248	38	U	
AROCLOR-1254	38	U	
AROCLOR-1260	38	U	

PROJ_NO: 00887

SDG: 7K29236 MEDIA: SOIL DATA FRACTION: PEST/PCB

nsample	SB-508-0001	nsample	SB-508-0406	nsample	SB-508-0810
samp_date	11/28/2007	samp_date	11/28/2007	samp_date	11/28/2007
lab_id	A7K290236027	lab_id	A7K290236028	lab_id	A7K290236029
qc_type	NM	qc_type	NM	qc_type	NM
units	UG/KG	units	UG/KG	units	UG/KG
Pct_Solids	86.0	Pct_Solids	86.0	Pct_Solids	83.0
DUP_OF:		DUP_OF:		DUP_OF:	

Parameter	Result	Val Qual	Qual Code
AROCLOR-1016	38	U	
AROCLOR-1221	38	U	
AROCLOR-1232	38	U	
AROCLOR-1242	38	U	
AROCLOR-1248	38	U	
AROCLOR-1254	38	U	
AROCLOR-1260	15	J	P

Parameter	Result	Val Qual	Qual Code
AROCLOR-1016	39	U	
AROCLOR-1221	39	U	
AROCLOR-1232	39	U	
AROCLOR-1242	39	U	
AROCLOR-1248	39	U	
AROCLOR-1254	39	U	
AROCLOR-1260	39	U	

Parameter	Result	Val Qual	Qual Code
AROCLOR-1016	40	U	
AROCLOR-1221	40	U	
AROCLOR-1232	40	U	
AROCLOR-1242	40	U	
AROCLOR-1248	40	U	
AROCLOR-1254	40	U	
AROCLOR-1260	40	U	

PROJ_NO: 00887

SDG: 7K29236 MEDIA: SOIL DATA FRACTION: PET

nsample	DUP-01	nsample	DUP-02	nsample	DUP-03
samp_date	11/27/2007	samp_date	11/28/2007	samp_date	11/28/2007
lab_id	A7K290236019	lab_id	A7K290236023	lab_id	A7K290236030
qc_type	NM	qc_type	NM	qc_type	NM
units	MG/KG	units	MG/KG	units	MG/KG
Pct_Solids	77.0	Pct_Solids	87.0	Pct_Solids	85.0
DUP_OF:	SB-503-0001	DUP_OF:	SB-506-0001	DUP_OF:	SB-508-0406

Parameter	Result	Val Qual	Qual Code
TPH (C10-C32)	45		

Parameter	Result	Val Qual	Qual Code
TPH (C10-C32)	4.8	J	CP

Parameter	Result	Val Qual	Qual Code
TPH (C10-C32)	1.7	B	A

PROJ_NO: 00887

SDG: 7K29236 MEDIA: SOIL DATA FRACTION: PET

nsample	SB-500-0001RE	nsample	SB-500-0406RE	nsample	SB-500-0810
samp_date	11/27/2007	samp_date	11/27/2007	samp_date	11/27/2007
lab_id	A7K290236001	lab_id	A7K290236002	lab_id	A7K290236003
qc_type	NM	qc_type	NM	qc_type	NM
units	MG/KG	units	MG/KG	units	MG/KG
Pct_Solids	88.0	Pct_Solids	89.0	Pct_Solids	83.0
DUP_OF:		DUP_OF:		DUP_OF:	

Parameter	Result	Val Qual	Qual Code
TPH (C10-C32)	18	B	A

Parameter	Result	Val Qual	Qual Code
TPH (C10-C32)	15	B	A

Parameter	Result	Val Qual	Qual Code
TPH (C10-C32)	0.64	J	CP

PROJ_NO: 00887

SDG: 7K29236 MEDIA: SOIL DATA FRACTION: PET

nsample	SB-501-0001RE	nsample	SB-501-0406RE	nsample	SB-501-0810RE
samp_date	11/27/2007	samp_date	11/27/2007	samp_date	11/27/2007
lab_id	A7K290236004	lab_id	A7K290236005	lab_id	A7K290236006
qc_type	NM	qc_type	NM	qc_type	NM
units	MG/KG	units	MG/KG	units	MG/KG
Pct_Solids	87.0	Pct_Solids	89.0	Pct_Solids	85.0
DUP_OF:		DUP_OF:		DUP_OF:	

Parameter	Result	Val Qual	Qual Code
TPH (C10-C32)	61	J	E

Parameter	Result	Val Qual	Qual Code
TPH (C10-C32)	25	B	A

Parameter	Result	Val Qual	Qual Code
TPH (C10-C32)	34	B	A

PROJ_NO: 00887

SDG: 7K29236 MEDIA: SOIL DATA FRACTION: PET

nsample	SB-502-0001DL	nsample	SB-502-0406	nsample	SB-502-0810
samp_date	11/27/2007	samp_date	11/27/2007	samp_date	11/27/2007
lab_id	A7K290236007	lab_id	A7K290236008	lab_id	A7K290236009
qc_type	NM	qc_type	NM	qc_type	NM
units	MG/KG	units	MG/KG	units	MG/KG
Pct_Solids	84.0	Pct_Solids	86.0	Pct_Solids	86.0
DUP_OF:		DUP_OF:		DUP_OF:	

Parameter	Result	Val Qual	Qual Code
TPH (C10-C32)	130		

Parameter	Result	Val Qual	Qual Code
TPH (C10-C32)	48		

Parameter	Result	Val Qual	Qual Code
TPH (C10-C32)	37		

PROJ_NO: 00887

SDG: 7K29236 MEDIA: SOIL DATA FRACTION: PET

nsample	SB-503-0001DL	nsample	SB-503-0406	nsample	SB-503-1012
samp_date	11/27/2007	samp_date	11/27/2007	samp_date	11/27/2007
lab_id	A7K290236010	lab_id	A7K290236011	lab_id	A7K290236012
qc_type	NM	qc_type	NM	qc_type	NM
units	MG/KG	units	MG/KG	units	MG/KG
Pct_Solids	86.0	Pct_Solids	82.0	Pct_Solids	84.0
DUP_OF:		DUP_OF:		DUP_OF:	

Parameter	Result	Val Qual	Qual Code
TPH (C10-C32)	650		

Parameter	Result	Val Qual	Qual Code
TPH (C10-C32)	9.9	J	P

Parameter	Result	Val Qual	Qual Code
TPH (C10-C32)	1.1	J	CP

PROJ_NO: 00887

SDG: 7K29236 MEDIA: SOIL DATA FRACTION: PET

nsample	SB-504-0001	nsample	SB-504-0406DL2	nsample	SB-504-0810
samp_date	11/27/2007	samp_date	11/27/2007	samp_date	11/27/2007
lab_id	A7K290236013	lab_id	A7K290236014	lab_id	A7K290236015
qc_type	NM	qc_type	NM	qc_type	NM
units	MG/KG	units	MG/KG	units	MG/KG
Pct_Solids	91.2	Pct_Solids	87.0	Pct_Solids	86.0
DUP_OF:		DUP_OF:		DUP_OF:	

Parameter	Result	Val Qual	Qual Code
TPH (C10-C32)	52		

Parameter	Result	Val Qual	Qual Code
TPH (C10-C32)	130	B	A

Parameter	Result	Val Qual	Qual Code
TPH (C10-C32)	43		

PROJ_NO: 00887

SDG: 7K29236 MEDIA: SOIL DATA FRACTION: PET

nsample	SB-505-0001DL	nsample	SB-505-0406	nsample	SB-505-0810
samp_date	11/27/2007	samp_date	11/27/2007	samp_date	11/27/2007
lab_id	A7K290236016	lab_id	A7K290236017	lab_id	A7K290236018
qc_type	NM	qc_type	NM	qc_type	NM
units	MG/KG	units	MG/KG	units	MG/KG
Pct_Solids	83.0	Pct_Solids	86.0	Pct_Solids	80.0
DUP_OF:		DUP_OF:		DUP_OF:	

Parameter	Result	Val Qual	Qual Code
TPH (C10-C32)	170		

Parameter	Result	Val Qual	Qual Code
TPH (C10-C32)	2.7	B	A

Parameter	Result	Val Qual	Qual Code
TPH (C10-C32)	7	J	P

PROJ_NO: 00887

SDG: 7K29236 MEDIA: SOIL DATA FRACTION: PET

nsample	SB-506-0001RE	nsample	SB-506-0406DL	nsample	SB-506-0810
samp_date	11/28/2007	samp_date	11/28/2007	samp_date	11/28/2007
lab_id	A7K290236020	lab_id	A7K290236021	lab_id	A7K290236022
qc_type	NM	qc_type	NM	qc_type	NM
units	MG/KG	units	MG/KG	units	MG/KG
Pct_Solids	87.0	Pct_Solids	86.0	Pct_Solids	79.0
DUP_OF:		DUP_OF:		DUP_OF:	

Parameter	Result	Val Qual	Qual Code
TPH (C10-C32)	14	B	A

Parameter	Result	Val Qual	Qual Code
TPH (C10-C32)	17	J	CP

Parameter	Result	Val Qual	Qual Code
TPH (C10-C32)	3.6	J	CP

PROJ_NO: 00887

SDG: 7K29236 MEDIA: SOIL DATA FRACTION: PET

nsample	SB-507-0001	nsample	SB-507-0406	nsample	SB-507-0810
samp_date	11/28/2007	samp_date	11/28/2007	samp_date	11/28/2007
lab_id	A7K290236024	lab_id	A7K290236025	lab_id	A7K290236026
qc_type	NM	qc_type	NM	qc_type	NM
units	MG/KG	units	MG/KG	units	MG/KG
Pct_Solids	86.0	Pct_Solids	81.0	Pct_Solids	86.0
DUP_OF:		DUP_OF:		DUP_OF:	

Parameter	Result	Val Qual	Qual Code
TPH (C10-C32)	13		

Parameter	Result	Val Qual	Qual Code
TPH (C10-C32)	4.3	J	P

Parameter	Result	Val Qual	Qual Code
TPH (C10-C32)	2.7	B	A

PROJ_NO: 00887

SDG: 7K29236 MEDIA: SOIL DATA FRACTION: PET

nsample	SB-508-0001	nsample	SB-508-0406	nsample	SB-508-0810
samp_date	11/28/2007	samp_date	11/28/2007	samp_date	11/28/2007
lab_id	A7K290236027	lab_id	A7K290236028	lab_id	A7K290236029
qc_type	NM	qc_type	NM	qc_type	NM
units	MG/KG	units	MG/KG	units	MG/KG
Pct_Solids	86.0	Pct_Solids	86.0	Pct_Solids	83.0
DUP_OF:		DUP_OF:		DUP_OF:	

Parameter	Result	Val Qual	Qual Code
TPH (C10-C32)	5.9	J	P

Parameter	Result	Val Qual	Qual Code
TPH (C10-C32)	1.9	B	A

Parameter	Result	Val Qual	Qual Code
TPH (C10-C32)	2.7	B	A

APPENDIX B

RESULTS AS REPORTED BY THE LABORATORY

Tetra Tech NUS, Inc

Client Sample ID: SB-500-0001

GC/MS Volatiles

Lot-Sample #...: A7K290236-001 **Work Order #...:** KC3971AC **Matrix.....:** SO
Date Sampled...: 11/27/07 09:40 **Date Received..:** 11/29/07
Prep Date.....: 12/05/07 **Analysis Date..:** 12/05/07
Prep Batch #...: 7340186
Dilution Factor: 1 **Initial Wgt/Vol:** 5 g **Final Wgt/Vol..:** 5 mL
% Moisture.....: 12 **Method.....:** SW846 8260B

PARAMETER	RESULT	REPORTING LIMIT	UNITS	MDL
Dibromomethane	ND	5.7	ug/kg	0.71
Diisopropyl Ether (DIPE)	ND	11	ug/kg	1.7
1,2,3-Trimethylbenzene	ND	5.7	ug/kg	0.19
Ethyl-t-Butyl Ether (ETBE)	ND	5.7	ug/kg	0.25
Tert-amyl methyl ether (TAME)	ND	5.7	ug/kg	0.42
Dichlorodifluoromethane	ND	5.7	ug/kg	0.57
cis-1,2-Dichloroethylene	ND	5.7	ug/kg	0.41
trans-1,2-Dichloroethylene	ND	5.7	ug/kg	0.47
Trichlorofluoromethane	ND	5.7	ug/kg	0.39
o-Xylene	ND	5.7	ug/kg	0.40
m-Xylene & p-Xylene	ND	11	ug/kg	1.4
Bromobenzene	ND	5.7	ug/kg	0.81
Bromochloromethane	ND	5.7	ug/kg	0.81
n-Butylbenzene	ND	5.7	ug/kg	0.26
sec-Butylbenzene	ND	5.7	ug/kg	0.20
tert-Butylbenzene	ND	5.7	ug/kg	0.33
1,2-Dibromo-3-chloro-propane	ND	11	ug/kg	1.5
2-Chloroethyl vinyl ether	ND	11	ug/kg	1.6
2-Chlorotoluene	ND	5.7	ug/kg	0.45
4-Chlorotoluene	ND	5.7	ug/kg	0.47
1,2-Dibromoethane	ND	5.7	ug/kg	0.57
1,2-Dichlorobenzene	ND	5.7	ug/kg	0.41
1,3-Dichlorobenzene	ND	5.7	ug/kg	0.40
1,4-Dichlorobenzene	ND	5.7	ug/kg	0.75
1,3-Dichloropropane	ND	5.7	ug/kg	0.39
2,2-Dichloropropane	ND	5.7	ug/kg	1.1
1,1-Dichloropropene	ND	5.7	ug/kg	0.34
Hexachlorobutadiene	ND	5.7	ug/kg	1.4
Isopropylbenzene	ND	5.7	ug/kg	0.18
p-Isopropyltoluene	ND	5.7	ug/kg	0.24
tert-Butyl alcohol	ND	110	ug/kg	8.6
Naphthalene	**3.2 J,B**	**5.7**	**ug/kg**	**0.22**
n-Propylbenzene	ND	5.7	ug/kg	0.45
1,1,1,2-Tetrachloroethane	ND	5.7	ug/kg	0.70
1,2,3-Trichlorobenzene	ND	5.7	ug/kg	0.43
1,2,4-Trichloro-benzene	**0.76 J,B**	**5.7**	**ug/kg**	**0.31**

(Continued on next page)

Tetra Tech NUS, Inc

Client Sample ID: SB-500-0001

GC/MS Volatiles

Lot-Sample #...: A7K290236-001 **Work Order #...:** KC3971AC **Matrix.....:** SO

PARAMETER	RESULT	REPORTING LIMIT	UNITS	MDL
1,2,3-Trichloropropane	ND	5.7	ug/kg	1.0
1,1,2-Trichloro-1,2,2-trifluoroethane	ND	5.7	ug/kg	1.5
1,2,4-Trimethylbenzene	**0.89 J**	**5.7**	**ug/kg**	**0.74**
Vinyl acetate	ND	11	ug/kg	0.28
Methyl tert-butyl ether	ND	11	ug/kg	0.49
Chloromethane	ND	5.7	ug/kg	0.47
Bromomethane	ND	5.7	ug/kg	0.61
Vinyl chloride	ND	5.7	ug/kg	0.44
Chloroethane	ND	5.7	ug/kg	0.98
Methylene chloride	**2.5 J,B**	**5.7**	**ug/kg**	**0.76**
Acetone	ND	11	ug/kg	7.1
Carbon disulfide	ND	5.7	ug/kg	0.50
1,1-Dichloroethene	ND	5.7	ug/kg	0.59
1,1-Dichloroethane	ND	5.7	ug/kg	0.41
Chloroform	ND	5.7	ug/kg	0.33
1,2-Dichloroethane	ND	5.7	ug/kg	0.39
2-Butanone	ND	11	ug/kg	1.6
1,1,1-Trichloroethane	ND	5.7	ug/kg	0.64
Carbon tetrachloride	ND	5.7	ug/kg	0.42
Bromodichloromethane	ND	5.7	ug/kg	0.32
1,2-Dichloropropane	ND	5.7	ug/kg	0.78
cis-1,3-Dichloropropene	ND	5.7	ug/kg	0.39
Trichloroethene	ND	5.7	ug/kg	0.48
Dibromochloromethane	ND	5.7	ug/kg	0.62
Benzene	ND	5.7	ug/kg	0.26
trans-1,3-Dichloropropene	ND	5.7	ug/kg	0.61
Bromoform	ND	5.7	ug/kg	0.37
4-Methyl-2-pentanone	ND	11	ug/kg	0.61
2-Hexanone	ND	11	ug/kg	0.71
Tetrachloroethene	ND	5.7	ug/kg	0.59
1,1,2,2-Tetrachloroethane	ND	5.7	ug/kg	0.39
Toluene	ND	5.7	ug/kg	0.31
Chlorobenzene	ND	5.7	ug/kg	0.37
Ethylbenzene	ND	5.7	ug/kg	0.30
Styrene	ND	5.7	ug/kg	0.17
Xylenes (total)	**1.2 J**	**11**	**ug/kg**	**0.76**

SURROGATE	PERCENT RECOVERY	RECOVERY LIMITS
Dibromofluoromethane	78	(59 - 138)
1,2-Dichloroethane-d4	86	(61 - 130)
Toluene-d8	81	(60 - 143)
4-Bromofluorobenzene	85	(47 - 158)

(Continued on next page)

Tetra Tech NUS, Inc

Client Sample ID: SB-500-0001

GC/MS Volatiles

Lot-Sample #...: A7K290236-001 Work Order #...: KC3971AC Matrix.....: SQ

NOTE(S):

Results and reporting limits have been adjusted for dry weight.

J Estimated result. Result is less than RL.

B Method blank contamination. The associated method blank contains the target analyte at a reportable level.

Tetra Tech NUS, Inc

SB-500-0001

GC/MS Volatiles

Lot-Sample #: A7K290236-001 **Work Order #:** KC3971AC **Matrix:** SO

MASS SPECTROMETER/DATA SYSTEM (MSDS) TENTATIVELY IDENTIFIED COMPOUNDS

PARAMETER	CAS #	ESTIMATED RESULT	RETENTION TIME	UNITS
None				ug/kg

Tetra Tech NUS, Inc

Client Sample ID: SB-500-0406

GC/MS Volatiles

Lot-Sample #...: A7K290236-002 **Work Order #...:** KC4TG1AG **Matrix.....:** SO
Date Sampled...: 11/27/07 09:50 **Date Received..:** 11/29/07
Prep Date.....: 12/05/07 **Analysis Date..:** 12/05/07
Prep Batch #...: 7340186
Dilution Factor: 1 **Initial Wgt/Vol:** 5 g **Final Wgt/Vol..:** 5 mL
% Moisture.....: 11 **Method.....:** SW846 8260B

PARAMETER	RESULT	REPORTING LIMIT	UNITS	MDL
Dibromomethane	ND	5.6	ug/kg	0.71
Diisopropyl Ether (DIPE)	ND	11	ug/kg	1.7
1,2,3-Trimethylbenzene	**1.7 J**	**5.6**	**ug/kg**	**0.19**
Ethyl-t-Butyl Ether (ETBE)	ND	5.6	ug/kg	0.25
Tert-amyl methyl ether (TAME)	ND	5.6	ug/kg	0.41
Dichlorodifluoromethane	ND	5.6	ug/kg	0.56
cis-1,2-Dichloroethylene	ND	5.6	ug/kg	0.40
trans-1,2-Dichloroethylene	ND	5.6	ug/kg	0.46
Trichlorofluoromethane	ND	5.6	ug/kg	0.38
o-Xylene	**1.3 J**	**5.6**	**ug/kg**	**0.39**
m-Xylene & p-Xylene	**2.1 J**	**11**	**ug/kg**	**1.3**
Bromobenzene	ND	5.6	ug/kg	0.80
Bromochloromethane	ND	5.6	ug/kg	0.80
n-Butylbenzene	ND	5.6	ug/kg	0.26
sec-Butylbenzene	ND	5.6	ug/kg	0.20
tert-Butylbenzene	ND	5.6	ug/kg	0.32
1,2-Dibromo-3-chloro-propane	ND	11	ug/kg	1.5
2-Chloroethyl vinyl ether	ND	11	ug/kg	1.6
2-Chlorotoluene	ND	5.6	ug/kg	0.45
4-Chlorotoluene	ND	5.6	ug/kg	0.46
1,2-Dibromoethane	ND	5.6	ug/kg	0.56
1,2-Dichlorobenzene	ND	5.6	ug/kg	0.40
1,3-Dichlorobenzene	ND	5.6	ug/kg	0.39
1,4-Dichlorobenzene	ND	5.6	ug/kg	0.74
1,3-Dichloropropane	ND	5.6	ug/kg	0.38
2,2-Dichloropropane	ND	5.6	ug/kg	1.1
1,1-Dichloropropene	ND	5.6	ug/kg	0.34
Hexachlorobutadiene	ND	5.6	ug/kg	1.3
Isopropylbenzene	ND	5.6	ug/kg	0.18
p-Isopropyltoluene	ND	5.6	ug/kg	0.24
tert-Butyl alcohol	ND	110	ug/kg	8.5
Naphthalene	**2.6 J,B**	**5.6**	**ug/kg**	**0.21**
n-Propylbenzene	ND	5.6	ug/kg	0.45
1,1,1,2-Tetrachloroethane	ND	5.6	ug/kg	0.69
1,2,3-Trichlorobenzene	ND	5.6	ug/kg	0.43
1,2,4-Trichloro-benzene	ND	5.6	ug/kg	0.30

(Continued on next page)

Tetra Tech NUS, Inc

Client Sample ID: SB-500-0406

GC/MS Volatiles

Lot-Sample #...: A7K290236-002 **Work Order #...:** KC4TG1AG **Matrix.....:** SO

PARAMETER	RESULT	REPORTING LIMIT	UNITS	MDL
1,2,3-Trichloropropane	ND	5.6	ug/kg	1.0
1,1,2-Trichloro-1,2,2-trifluoroethane	ND	5.6	ug/kg	1.5
1,2,4-Trimethylbenzene	**4.4 J**	**5.6**	**ug/kg**	**0.73**
Vinyl acetate	ND	11	ug/kg	0.28
Methyl tert-butyl ether	ND	11	ug/kg	0.48
Chloromethane	ND	5.6	ug/kg	0.46
Bromomethane	ND	5.6	ug/kg	0.61
Vinyl chloride	ND	5.6	ug/kg	0.44
Chloroethane	ND	5.6	ug/kg	0.96
Methylene chloride	**1.4 J,B**	**5.6**	**ug/kg**	**0.75**
Acetone	ND	11	ug/kg	7.1
Carbon disulfide	ND	5.6	ug/kg	0.49
1,1-Dichloroethene	ND	5.6	ug/kg	0.58
1,1-Dichloroethane	ND	5.6	ug/kg	0.40
Chloroform	ND	5.6	ug/kg	0.32
1,2-Dichloroethane	ND	5.6	ug/kg	0.38
2-Butanone	ND	11	ug/kg	1.6
1,1,1-Trichloroethane	ND	5.6	ug/kg	0.63
Carbon tetrachloride	ND	5.6	ug/kg	0.41
Bromodichloromethane	ND	5.6	ug/kg	0.31
1,2-Dichloropropane	ND	5.6	ug/kg	0.77
cis-1,3-Dichloropropene	ND	5.6	ug/kg	0.38
Trichloroethene	ND	5.6	ug/kg	0.47
Dibromochloromethane	ND	5.6	ug/kg	0.62
Benzene	ND	5.6	ug/kg	0.26
trans-1,3-Dichloropropene	ND	5.6	ug/kg	0.61
Bromoform	ND	5.6	ug/kg	0.37
4-Methyl-2-pentanone	ND	11	ug/kg	0.61
2-Hexanone	ND	11	ug/kg	0.71
Tetrachloroethene	ND	5.6	ug/kg	0.58
1,1,2,2-Tetrachloroethane	ND	5.6	ug/kg	0.38
Toluene	**0.49 J**	**5.6**	**ug/kg**	**0.30**
Chlorobenzene	ND	5.6	ug/kg	0.37
Ethylbenzene	ND	5.6	ug/kg	0.29
Styrene	ND	5.6	ug/kg	0.17
Xylenes (total)	**3.4 J**	**11**	**ug/kg**	**0.75**

SURROGATE	PERCENT RECOVERY	RECOVERY LIMITS
Dibromofluoromethane	76	(59 - 138)
1,2-Dichloroethane-d4	86	(61 - 130)
Toluene-d8	82	(60 - 143)
4-Bromofluorobenzene	85	(47 - 158)

(Continued on next page)

Tetra Tech NUS, Inc

Client Sample ID: SB-500-0406

GC/MS Volatiles

Lot-Sample #...: A7K290236-002 Work Order #...: KC4TG1AG Matrix.....: SO

NOTE(S):

Results and reporting limits have been adjusted for dry weight.

J Estimated result. Result is less than RL.

B Method blank contamination. The associated method blank contains the target analyte at a reportable level.

Tetra Tech NUS, Inc

SB-500-0406

GC/MS Volatiles

Lot-Sample #: A7K290236-002 **Work Order #:** KC4TG1AG **Matrix:** SO

MASS SPECTROMETER/DATA SYSTEM (MSDS) TENTATIVELY IDENTIFIED COMPOUNDS

PARAMETER	CAS #	ESTIMATED RESULT	RETENTION TIME	UNITS
None				ug/kg

Tetra Tech NUS, Inc

Client Sample ID: SB-500-0810

GC/MS Volatiles

Lot-Sample #...: A7K290236-003 **Work Order #...:** KC4TJ1AG **Matrix.....:** SO
Date Sampled...: 11/27/07 09:55 **Date Received..:** 11/29/07
Prep Date.....: 12/05/07 **Analysis Date..:** 12/05/07
Prep Batch #...: 7340186
Dilution Factor: 1 **Initial Wgt/Vol:** 5 g **Final Wgt/Vol..:** 5 mL
% Moisture.....: 17 **Method.....:** SW846 8260B

PARAMETER	RESULT	REPORTING LIMIT	UNITS	MDL
Dibromomethane	ND	6.0	ug/kg	0.76
Diisopropyl Ether (DIPE)	ND	12	ug/kg	1.8
1,2,3-Trimethylbenzene	ND	6.0	ug/kg	0.20
Ethyl-t-Butyl Ether (ETBE)	ND	6.0	ug/kg	0.26
Tert-amyl methyl ether (TAME)	ND	6.0	ug/kg	0.44
Dichlorodifluoromethane	ND	6.0	ug/kg	0.60
cis-1,2-Dichloroethylene	ND	6.0	ug/kg	0.43
trans-1,2-Dichloroethylene	ND	6.0	ug/kg	0.49
Trichlorofluoromethane	ND	6.0	ug/kg	0.41
o-Xylene	ND	6.0	ug/kg	0.42
m-Xylene & p-Xylene	ND	12	ug/kg	1.4
Bromobenzene	ND	6.0	ug/kg	0.85
Bromochloromethane	ND	6.0	ug/kg	0.85
n-Butylbenzene	ND	6.0	ug/kg	0.28
sec-Butylbenzene	ND	6.0	ug/kg	0.22
tert-Butylbenzene	ND	6.0	ug/kg	0.35
1,2-Dibromo-3-chloro-propane	ND	12	ug/kg	1.6
2-Chloroethyl vinyl ether	ND	12	ug/kg	1.7
2-Chlorotoluene	ND	6.0	ug/kg	0.48
4-Chlorotoluene	ND	6.0	ug/kg	0.49
1,2-Dibromoethane	ND	6.0	ug/kg	0.60
1,2-Dichlorobenzene	ND	6.0	ug/kg	0.43
1,3-Dichlorobenzene	ND	6.0	ug/kg	0.42
1,4-Dichlorobenzene	ND	6.0	ug/kg	0.79
1,3-Dichloropropane	ND	6.0	ug/kg	0.41
2,2-Dichloropropane	ND	6.0	ug/kg	1.1
1,1-Dichloropropene	ND	6.0	ug/kg	0.36
Hexachlorobutadiene	ND	6.0	ug/kg	1.4
Isopropylbenzene	ND	6.0	ug/kg	0.19
p-Isopropyltoluene	ND	6.0	ug/kg	0.25
tert-Butyl alcohol	ND	120	ug/kg	9.1
Naphthalene	ND	6.0	ug/kg	0.23
n-Propylbenzene	ND	6.0	ug/kg	0.48
1,1,1,2-Tetrachloroethane	ND	6.0	ug/kg	0.74
1,2,3-Trichlorobenzene	ND	6.0	ug/kg	0.46
1,2,4-Trichloro-benzene	ND	6.0	ug/kg	0.32

(Continued on next page)

Tetra Tech NUS, Inc

Client Sample ID: SB-500-0810

GC/MS Volatiles

Lot-Sample #...: A7K290236-003 **Work Order #...:** KC4TJ1AG **Matrix.....:** SO

PARAMETER	RESULT	REPORTING LIMIT	UNITS	MDL
1,2,3-Trichloropropane	ND	6.0	ug/kg	1.1
1,1,2-Trichloro-1,2,2-trifluoroethane	ND	6.0	ug/kg	1.6
1,2,4-Trimethylbenzene	ND	6.0	ug/kg	0.78
Vinyl acetate	ND	12	ug/kg	0.30
Methyl tert-butyl ether	ND	12	ug/kg	0.52
Chloromethane	ND	6.0	ug/kg	0.49
Bromomethane	ND	6.0	ug/kg	0.65
Vinyl chloride	ND	6.0	ug/kg	0.47
Chloroethane	ND	6.0	ug/kg	1.0
Methylene chloride	**3.0 J,B**	**6.0**	**ug/kg**	**0.80**
Acetone	ND	12	ug/kg	7.6
Carbon disulfide	ND	6.0	ug/kg	0.53
1,1-Dichloroethene	ND	6.0	ug/kg	0.62
1,1-Dichloroethane	ND	6.0	ug/kg	0.43
Chloroform	ND	6.0	ug/kg	0.35
1,2-Dichloroethane	ND	6.0	ug/kg	0.41
2-Butanone	ND	12	ug/kg	1.7
1,1,1-Trichloroethane	ND	6.0	ug/kg	0.67
Carbon tetrachloride	ND	6.0	ug/kg	0.44
Bromodichloromethane	ND	6.0	ug/kg	0.34
1,2-Dichloropropane	ND	6.0	ug/kg	0.83
cis-1,3-Dichloropropene	ND	6.0	ug/kg	0.41
Trichloroethene	ND	6.0	ug/kg	0.50
Dibromochloromethane	ND	6.0	ug/kg	0.66
Benzene	ND	6.0	ug/kg	0.28
trans-1,3-Dichloropropene	ND	6.0	ug/kg	0.65
Bromoform	ND	6.0	ug/kg	0.40
4-Methyl-2-pentanone	ND	12	ug/kg	0.65
2-Hexanone	ND	12	ug/kg	0.76
Tetrachloroethene	ND	6.0	ug/kg	0.62
1,1,2,2-Tetrachloroethane	ND	6.0	ug/kg	0.41
Toluene	ND	6.0	ug/kg	0.32
Chlorobenzene	ND	6.0	ug/kg	0.40
Ethylbenzene	ND	6.0	ug/kg	0.31
Styrene	ND	6.0	ug/kg	0.18
Xylenes (total)	ND	12	ug/kg	0.80

SURROGATE	PERCENT RECOVERY	RECOVERY LIMITS
Dibromofluoromethane	75	(59 - 138)
1,2-Dichloroethane-d4	80	(61 - 130)
Toluene-d8	80	(60 - 143)
4-Bromofluorobenzene	85	(47 - 158)

(Continued on next page)

Tetra Tech NUS, Inc

Client Sample ID: SB-500-0810

GC/MS Volatiles

Lot-Sample #...: A7K290236-003 Work Order #...: KC4TJ1AG Matrix.....: SO

NOTE(S):

Results and reporting limits have been adjusted for dry weight.

J Estimated result. Result is less than RL.

B Method blank contamination. The associated method blank contains the target analyte at a reportable level.

Tetra Tech NUS, Inc

SB-500-0810

GC/MS Volatiles

Lot-Sample #: A7K290236-003 **Work Order #:** KC4TJ1AG **Matrix:** SO

MASS SPECTROMETER/DATA SYSTEM (MSDS) TENTATIVELY IDENTIFIED COMPOUNDS

PARAMETER	CAS #	ESTIMATED RESULT	RETENTION TIME	UNITS
None				ug/kg

Tetra Tech NUS, Inc

Client Sample ID: SB-501-0001

GC/MS Volatiles

Lot-Sample #...: A7K290236-004 **Work Order #...:** KC4TL1AG **Matrix.....:** SO
Date Sampled...: 11/27/07 10:27 **Date Received..:** 11/29/07
Prep Date.....: 12/05/07 **Analysis Date..:** 12/05/07
Prep Batch #...: 7340186
Dilution Factor: 1 **Initial Wgt/Vol:** 5 g **Final Wgt/Vol..:** 5 mL
% Moisture.....: 13 **Method.....:** SW846 8260B

PARAMETER	RESULT	REPORTING LIMIT	UNITS	MDL
Dibromomethane	ND	5.8	ug/kg	0.73
Diisopropyl Ether (DIPE)	ND	12	ug/kg	1.7
1,2,3-Trimethylbenzene	ND	5.8	ug/kg	0.20
Ethyl-t-Butyl Ether (ETBE)	ND	5.8	ug/kg	0.25
Tert-amyl methyl ether (TAME)	ND	5.8	ug/kg	0.43
Dichlorodifluoromethane	ND	5.8	ug/kg	0.58
cis-1,2-Dichloroethylene	ND	5.8	ug/kg	0.42
trans-1,2-Dichloroethylene	ND	5.8	ug/kg	0.47
Trichlorofluoromethane	ND	5.8	ug/kg	0.39
o-Xylene	ND	5.8	ug/kg	0.40
m-Xylene & p-Xylene	ND	12	ug/kg	1.4
Bromobenzene	ND	5.8	ug/kg	0.82
Bromochloromethane	ND	5.8	ug/kg	0.82
n-Butylbenzene	ND	5.8	ug/kg	0.27
sec-Butylbenzene	ND	5.8	ug/kg	0.21
tert-Butylbenzene	ND	5.8	ug/kg	0.33
1,2-Dibromo-3-chloro-propane	ND	12	ug/kg	1.5
2-Chloroethyl vinyl ether	ND	12	ug/kg	1.6
2-Chlorotoluene	ND	5.8	ug/kg	0.46
4-Chlorotoluene	ND	5.8	ug/kg	0.47
1,2-Dibromoethane	ND	5.8	ug/kg	0.58
1,2-Dichlorobenzene	ND	5.8	ug/kg	0.42
1,3-Dichlorobenzene	ND	5.8	ug/kg	0.40
1,4-Dichlorobenzene	ND	5.8	ug/kg	0.76
1,3-Dichloropropane	ND	5.8	ug/kg	0.39
2,2-Dichloropropane	ND	5.8	ug/kg	1.1
1,1-Dichloropropene	ND	5.8	ug/kg	0.35
Hexachlorobutadiene	ND	5.8	ug/kg	1.4
Isopropylbenzene	ND	5.8	ug/kg	0.18
p-Isopropyltoluene	ND	5.8	ug/kg	0.24
tert-Butyl alcohol	ND	120	ug/kg	8.8
Naphthalene	ND	5.8	ug/kg	0.22
n-Propylbenzene	ND	5.8	ug/kg	0.46
1,1,1,2-Tetrachloroethane	ND	5.8	ug/kg	0.72
1,2,3-Trichlorobenzene	ND	5.8	ug/kg	0.44
1,2,4-Trichloro-benzene	ND	5.8	ug/kg	0.31

(Continued on next page)

Tetra Tech NUS, Inc

Client Sample ID: SB-501-0001

GC/MS Volatiles

Lot-Sample #...: A7K290236-004 **Work Order #...:** KC4TL1AG **Matrix.....:** SO

PARAMETER	RESULT	REPORTING LIMIT	UNITS	MDL
1,2,3-Trichloropropane	ND	5.8	ug/kg	1.0
1,1,2-Trichloro-1,2,2-trifluoroethane	ND	5.8	ug/kg	1.5
1,2,4-Trimethylbenzene	**0.94 J**	**5.8**	**ug/kg**	**0.75**
Vinyl acetate	ND	12	ug/kg	0.29
Methyl tert-butyl ether	ND	12	ug/kg	0.50
Chloromethane	ND	5.8	ug/kg	0.47
Bromomethane	ND	5.8	ug/kg	0.62
Vinyl chloride	ND	5.8	ug/kg	0.45
Chloroethane	ND	5.8	ug/kg	0.99
Methylene chloride	**2.8 J,B**	**5.8**	**ug/kg**	**0.77**
Acetone	ND	12	ug/kg	7.3
Carbon disulfide	ND	5.8	ug/kg	0.51
1,1-Dichloroethene	ND	5.8	ug/kg	0.60
1,1-Dichloroethane	ND	5.8	ug/kg	0.42
Chloroform	ND	5.8	ug/kg	0.33
1,2-Dichloroethane	ND	5.8	ug/kg	0.39
2-Butanone	ND	12	ug/kg	1.6
1,1,1-Trichloroethane	ND	5.8	ug/kg	0.65
Carbon tetrachloride	ND	5.8	ug/kg	0.43
Bromodichloromethane	ND	5.8	ug/kg	0.32
1,2-Dichloropropane	ND	5.8	ug/kg	0.80
cis-1,3-Dichloropropene	ND	5.8	ug/kg	0.39
Trichloroethene	ND	5.8	ug/kg	0.48
Dibromochloromethane	ND	5.8	ug/kg	0.63
Benzene	ND	5.8	ug/kg	0.27
trans-1,3-Dichloropropene	ND	5.8	ug/kg	0.62
Bromoform	ND	5.8	ug/kg	0.38
4-Methyl-2-pentanone	ND	12	ug/kg	0.62
2-Hexanone	ND	12	ug/kg	0.73
Tetrachloroethene	ND	5.8	ug/kg	0.60
1,1,2,2-Tetrachloroethane	ND	5.8	ug/kg	0.39
Toluene	**0.37 J**	**5.8**	**ug/kg**	**0.31**
Chlorobenzene	ND	5.8	ug/kg	0.38
Ethylbenzene	ND	5.8	ug/kg	0.30
Styrene	ND	5.8	ug/kg	0.17
Xylenes (total)	ND	12	ug/kg	0.77

SURROGATE	PERCENT RECOVERY	RECOVERY LIMITS
Dibromofluoromethane	76	(59 - 138)
1,2-Dichloroethane-d4	82	(61 - 130)
Toluene-d8	80	(60 - 143)
4-Bromofluorobenzene	79	(47 - 158)

(Continued on next page)

Tetra Tech NUS, Inc

Client Sample ID: SB-501-0001

GC/MS Volatiles

Lot-Sample #...: A7K290236-004 Work Order #...: KC4TL1AG Matrix.....: SO

NOTE(S):

Results and reporting limits have been adjusted for dry weight.

J Estimated result. Result is less than RL.

B Method blank contamination. The associated method blank contains the target analyte at a reportable level.

Tetra Tech NUS, Inc

SB-501-0001

GC/MS Volatiles

Lot-Sample #: A7K290236-004 **Work Order #:** KC4TL1AG **Matrix:** SO

MASS SPECTROMETER/DATA SYSTEM (MSDS) TENTATIVELY IDENTIFIED COMPOUNDS

PARAMETER	CAS #	ESTIMATED RESULT	RETENTION TIME	UNITS
None				ug/kg

Tetra Tech NUS, Inc

Client Sample ID: SB-501-0406

GC/MS Volatiles

Lot-Sample #...: A7K290236-005 **Work Order #...:** KC4TQ1AG **Matrix.....:** SO
Date Sampled...: 11/27/07 10:35 **Date Received..:** 11/29/07
Prep Date.....: 12/03/07 **Analysis Date..:** 12/05/07
Prep Batch #...: 7339287
Dilution Factor: 0.99 **Initial Wgt/Vol:** 5.03 g **Final Wgt/Vol..:** 5 mL
% Moisture.....: 11 **Method.....:** SW846 8260B

PARAMETER	RESULT	REPORTING LIMIT	UNITS	MDL
Acetone	ND	550	ug/kg	110
Benzene	ND	280	ug/kg	7.1
Bromobenzene	ND	280	ug/kg	12
Bromochloromethane	ND	280	ug/kg	13
Bromodichloromethane	ND	280	ug/kg	13
Bromoform	ND	280	ug/kg	14
Bromomethane	ND	280	ug/kg	28
2-Butanone	ND	550	ug/kg	54
n-Butylbenzene	ND	280	ug/kg	14
sec-Butylbenzene	ND	280	ug/kg	27
tert-Butylbenzene	ND	280	ug/kg	5.3
Carbon disulfide	ND	280	ug/kg	22
Carbon tetrachloride	ND	280	ug/kg	13
Chlorobenzene	ND	280	ug/kg	7.0
Dibromochloromethane	ND	280	ug/kg	7.6
1,2-Dibromo-3-chloro-propane	ND	550	ug/kg	66
Chloroethane	ND	280	ug/kg	72
2-Chloroethyl vinyl ether	ND	550	ug/kg	37
Chloroform	ND	280	ug/kg	13
Chloromethane	ND	280	ug/kg	5.8
2-Chlorotoluene	ND	280	ug/kg	13
4-Chlorotoluene	ND	280	ug/kg	5.1
1,2-Dibromoethane	ND	280	ug/kg	11
Dibromomethane	ND	280	ug/kg	7.2
1,2-Dichlorobenzene	ND	280	ug/kg	19
1,3-Dichlorobenzene	ND	280	ug/kg	8.0
1,4-Dichlorobenzene	**17 J**	**280**	**ug/kg**	**8.7**
Dichlorodifluoromethane	ND	280	ug/kg	6.0
1,1-Dichloroethane	ND	280	ug/kg	8.1
1,2-Dichloroethane	ND	280	ug/kg	10
1,1-Dichloroethene	ND	280	ug/kg	9.2
cis-1,2-Dichloroethylene	ND	280	ug/kg	15
trans-1,2-Dichloroethylene	ND	280	ug/kg	12
1,2-Dichloropropane	ND	280	ug/kg	8.2
1,3-Dichloropropane	ND	280	ug/kg	8.1
2,2-Dichloropropane	ND	280	ug/kg	6.9
1,1-Dichloropropene	ND	280	ug/kg	6.1

(Continued on next page)

Tetra Tech NUS, Inc

Client Sample ID: SB-501-0406

GC/MS Volatiles

Lot-Sample #...: A7K290236-005 **Work Order #...:** KC4TQ1AG **Matrix.....:** SO

PARAMETER	RESULT	REPORTING LIMIT	UNITS	MDL
cis-1,3-Dichloropropene	ND	280	ug/kg	6.1
trans-1,3-Dichloropropene	ND	280	ug/kg	6.0
Ethylbenzene	ND	280	ug/kg	7.5
Trichlorofluoromethane	ND	280	ug/kg	9.2
Hexachlorobutadiene	ND	280	ug/kg	11
2-Hexanone	ND	550	ug/kg	27
Isopropylbenzene	ND	280	ug/kg	5.6
p-Isopropyltoluene	ND	280	ug/kg	27
tert-Butyl alcohol	ND	5500	ug/kg	280
Methylene chloride	ND	280	ug/kg	110
4-Methyl-2-pentanone	ND	550	ug/kg	12
Naphthalene	ND	280	ug/kg	11
n-Propylbenzene	ND	280	ug/kg	6.2
Styrene	ND	280	ug/kg	31
1,1,1,2-Tetrachloroethane	ND	280	ug/kg	14
1,1,2,2-Tetrachloroethane	ND	280	ug/kg	9.1
Tetrachloroethene	ND	280	ug/kg	10
Toluene	ND	280	ug/kg	10
1,2,3-Trichlorobenzene	**2100 B**	**280**	**ug/kg**	**6.3**
1,2,4-Trichloro-benzene	**4800**	**280**	**ug/kg**	**13**
1,1,1-Trichloroethane	ND	280	ug/kg	11
Trichloroethene	ND	280	ug/kg	13
1,2,3-Trichloropropane	ND	280	ug/kg	15
1,1,2-Trichloro-1,2,2-trifluoroethane	ND	280	ug/kg	11
1,2,4-Trimethylbenzene	ND	280	ug/kg	29
Vinyl acetate	ND	550	ug/kg	19
Vinyl chloride	ND	280	ug/kg	18
o-Xylene	ND	280	ug/kg	5.4
Xylenes (total)	ND	550	ug/kg	17
Methyl tert-butyl ether	ND	550	ug/kg	11
m-Xylene & p-Xylene	ND	550	ug/kg	12
1,2,3-Trimethylbenzene	ND	280	ug/kg	0.19
Diisopropyl Ether (DIPE)	ND	550	ug/kg	41
Ethyl-t-Butyl Ether (ETBE)	ND	280	ug/kg	0.24
Tert-amyl methyl ether (TAME)	ND	280	ug/kg	0.41

SURROGATE	PERCENT RECOVERY	RECOVERY LIMITS
Dibromofluoromethane	84	(59 - 138)
1,2-Dichloroethane-d4	95	(61 - 130)
Toluene-d8	90	(60 - 143)
4-Bromofluorobenzene	89	(47 - 158)

(Continued on next page)

Tetra Tech NUS, Inc

Client Sample ID: SB-501-0406

GC/MS Volatiles

Lot-Sample #...: A7K290236-005 Work Order #...: KC4TQ1AG Matrix.....: SO

NOTE(S):

Results and reporting limits have been adjusted for dry weight.

J Estimated result. Result is less than RL.

B Method blank contamination. The associated method blank contains the target analyte at a reportable level.

Tetra Tech NUS, Inc

SB-501-0406

GC/MS Volatiles

Lot-Sample #: A7K290236-005 **Work Order #:** KC4TQ1AG **Matrix:** SO

MASS SPECTROMETER/DATA SYSTEM (MSDS) TENTATIVELY IDENTIFIED COMPOUNDS

PARAMETER	CAS #	ESTIMATED RESULT		RETENTION TIME	UNITS
Benzene, 1,2,3,5-tetrachlor	634-90-2	410 NJ	M	14.9	ug/kg

NOTE(S):

M: Result was measured against nearest internal standard assuming a response factor of 1.

Tetra Tech NUS, Inc

Client Sample ID: SB-501-0810

GC/MS Volatiles

Lot-Sample #...: A7K290236-006 **Work Order #...:** KC4TT1AG **Matrix.....:** SO
Date Sampled...: 11/27/07 10:35 **Date Received..:** 11/29/07
Prep Date.....: 12/03/07 **Analysis Date..:** 12/05/07
Prep Batch #...: 7339287
Dilution Factor: 9.8 **Initial Wgt/Vol:** 5.1 g **Final Wgt/Vol..:** 5 mL
% Moisture.....: 15 **Method.....:** SW846 8260B

PARAMETER	RESULT	REPORTING LIMIT	UNITS	MDL
Acetone	ND	5800	ug/kg	1100
Benzene	ND	2900	ug/kg	74
Bromobenzene	ND	2900	ug/kg	130
Bromochloromethane	ND	2900	ug/kg	140
Bromodichloromethane	ND	2900	ug/kg	140
Bromoform	ND	2900	ug/kg	150
Bromomethane	ND	2900	ug/kg	290
2-Butanone	ND	5800	ug/kg	570
n-Butylbenzene	ND	2900	ug/kg	150
sec-Butylbenzene	ND	2900	ug/kg	280
tert-Butylbenzene	ND	2900	ug/kg	56
Carbon disulfide	ND	2900	ug/kg	230
Carbon tetrachloride	ND	2900	ug/kg	140
Chlorobenzene	ND	2900	ug/kg	73
Dibromochloromethane	ND	2900	ug/kg	80
1,2-Dibromo-3-chloro-propane	ND	5800	ug/kg	690
Chloroethane	ND	2900	ug/kg	750
2-Chloroethyl vinyl ether	ND	5800	ug/kg	380
Chloroform	ND	2900	ug/kg	140
Chloromethane	ND	2900	ug/kg	60
2-Chlorotoluene	ND	2900	ug/kg	140
4-Chlorotoluene	ND	2900	ug/kg	53
1,2-Dibromoethane	ND	2900	ug/kg	110
Dibromomethane	ND	2900	ug/kg	75
1,2-Dichlorobenzene	**610 J**	**2900**	**ug/kg**	**200**
1,3-Dichlorobenzene	ND	2900	ug/kg	83
1,4-Dichlorobenzene	**640 J**	**2900**	**ug/kg**	**91**
Dichlorodifluoromethane	ND	2900	ug/kg	62
1,1-Dichloroethane	ND	2900	ug/kg	84
1,2-Dichloroethane	ND	2900	ug/kg	110
1,1-Dichloroethene	ND	2900	ug/kg	96
cis-1,2-Dichloroethylene	ND	2900	ug/kg	160
trans-1,2-Dichloroethylene	ND	2900	ug/kg	130
1,2-Dichloropropane	ND	2900	ug/kg	86
1,3-Dichloropropane	ND	2900	ug/kg	84
2,2-Dichloropropane	ND	2900	ug/kg	72
1,1-Dichloropropene	ND	2900	ug/kg	64

(Continued on next page)

Tetra Tech NUS, Inc

Client Sample ID: SB-501-0810

GC/MS Volatiles

Lot-Sample #...: A7K290236-006 **Work Order #...:** KC4TT1AG **Matrix.....:** SO

PARAMETER	RESULT	REPORTING LIMIT	UNITS	MDL
cis-1,3-Dichloropropene	ND	2900	ug/kg	64
trans-1,3-Dichloropropene	ND	2900	ug/kg	62
Ethylbenzene	ND	2900	ug/kg	79
Trichlorofluoromethane	ND	2900	ug/kg	96
Hexachlorobutadiene	ND	2900	ug/kg	110
2-Hexanone	ND	5800	ug/kg	280
Isopropylbenzene	ND	2900	ug/kg	59
p-Isopropyltoluene	ND	2900	ug/kg	280
tert-Butyl alcohol	ND	58000	ug/kg	2900
Methylene chloride	ND	2900	ug/kg	1100
4-Methyl-2-pentanone	ND	5800	ug/kg	130
Naphthalene	ND	2900	ug/kg	120
n-Propylbenzene	ND	2900	ug/kg	65
Styrene	ND	2900	ug/kg	320
1,1,1,2-Tetrachloroethane	ND	2900	ug/kg	150
1,1,2,2-Tetrachloroethane	ND	2900	ug/kg	95
Tetrachloroethene	ND	2900	ug/kg	100
Toluene	ND	2900	ug/kg	110
1,2,3-Trichlorobenzene	**14000** B	**2900**	**ug/kg**	**66**
1,2,4-Trichloro-benzene	**69000**	**2900**	**ug/kg**	**140**
1,1,1-Trichloroethane	ND	2900	ug/kg	110
Trichloroethene	ND	2900	ug/kg	140
1,2,3-Trichloropropane	ND	2900	ug/kg	160
1,1,2-Trichloro-1,2,2-trifluoroethane	ND	2900	ug/kg	120
1,2,4-Trimethylbenzene	ND	2900	ug/kg	300
Vinyl acetate	ND	5800	ug/kg	200
Vinyl chloride	ND	2900	ug/kg	190
o-Xylene	ND	2900	ug/kg	57
Xylenes (total)	ND	5800	ug/kg	170
Methyl tert-butyl ether	ND	5800	ug/kg	120
m-Xylene & p-Xylene	ND	5800	ug/kg	130
1,2,3-Trimethylbenzene	ND	2900	ug/kg	2.0
Diisopropyl Ether (DIPE)	ND	5800	ug/kg	430
Ethyl-t-Butyl Ether (ETBE)	ND	2900	ug/kg	2.5
Tert-amyl methyl ether (TAME)	ND	2900	ug/kg	4.3

SURROGATE	PERCENT RECOVERY	RECOVERY LIMITS
Dibromofluoromethane	92 DIL	(59 - 138)
1,2-Dichloroethane-d4	103 DIL	(61 - 130)
Toluene-d8	98 DIL	(60 - 143)
4-Bromofluorobenzene	91 DIL	(47 - 158)

(Continued on next page)

Tetra Tech NUS, Inc

Client Sample ID: SB-501-0810

GC/MS Volatiles

Lot-Sample #...: A7K290236-006 Work Order #...: KC4TT1AG Matrix.....: SO

NOTE(S):

DIL The concentration is estimated or not reported due to dilution or the presence of interfering analytes.

Results and reporting limits have been adjusted for dry weight.

J Estimated result. Result is less than RL.

B Method blank contamination. The associated method blank contains the target analyte at a reportable level.

Tetra Tech NUS, Inc

SB-501-0810

GC/MS Volatiles

Lot-Sample #: A7K290236-006 **Work Order #:** KC4TT1AG **Matrix:** SO

MASS SPECTROMETER/DATA SYSTEM (MSDS) TENTATIVELY IDENTIFIED COMPOUNDS

PARAMETER	CAS #	ESTIMATED RESULT	RETENTION TIME	UNITS
None				ug/kg

Tetra Tech NUS, Inc

Client Sample ID: SB-502-0001

GC/MS Volatiles

Lot-Sample #...: A7K290236-007 **Work Order #...:** KC4T01AG **Matrix.....:** SO
Date Sampled...: 11/27/07 11:09 **Date Received..:** 11/29/07
Prep Date.....: 12/05/07 **Analysis Date..:** 12/05/07
Prep Batch #...: 7340186
Dilution Factor: 1 **Initial Wgt/Vol:** 5 g **Final Wgt/Vol..:** 5 mL
% Moisture.....: 16 **Method.....:** SW846 8260B

PARAMETER	RESULT	REPORTING LIMIT	UNITS	MDL
Dibromomethane	ND	5.9	ug/kg	0.75
Diisopropyl Ether (DIPE)	ND	12	ug/kg	1.8
1,2,3-Trimethylbenzene	**0.20 J**	**5.9**	**ug/kg**	**0.20**
Ethyl-t-Butyl Ether (ETBE)	ND	5.9	ug/kg	0.26
Tert-amyl methyl ether (TAME)	ND	5.9	ug/kg	0.44
Dichlorodifluoromethane	ND	5.9	ug/kg	0.59
cis-1,2-Dichloroethylene	ND	5.9	ug/kg	0.43
trans-1,2-Dichloroethylene	ND	5.9	ug/kg	0.49
Trichlorofluoromethane	ND	5.9	ug/kg	0.40
o-Xylene	ND	5.9	ug/kg	0.41
m-Xylene & p-Xylene	ND	12	ug/kg	1.4
Bromobenzene	ND	5.9	ug/kg	0.84
Bromochloromethane	ND	5.9	ug/kg	0.84
n-Butylbenzene	ND	5.9	ug/kg	0.27
sec-Butylbenzene	ND	5.9	ug/kg	0.21
tert-Butylbenzene	ND	5.9	ug/kg	0.34
1,2-Dibromo-3-chloro-propane	ND	12	ug/kg	1.5
2-Chloroethyl vinyl ether	ND	12	ug/kg	1.7
2-Chlorotoluene	ND	5.9	ug/kg	0.47
4-Chlorotoluene	ND	5.9	ug/kg	0.49
1,2-Dibromoethane	ND	5.9	ug/kg	0.59
1,2-Dichlorobenzene	ND	5.9	ug/kg	0.43
1,3-Dichlorobenzene	ND	5.9	ug/kg	0.41
1,4-Dichlorobenzene	ND	5.9	ug/kg	0.78
1,3-Dichloropropane	ND	5.9	ug/kg	0.40
2,2-Dichloropropane	ND	5.9	ug/kg	1.1
1,1-Dichloropropene	ND	5.9	ug/kg	0.36
Hexachlorobutadiene	ND	5.9	ug/kg	1.4
Isopropylbenzene	ND	5.9	ug/kg	0.19
p-Isopropyltoluene	ND	5.9	ug/kg	0.25
tert-Butyl alcohol	ND	120	ug/kg	9.0
Naphthalene	**0.87 J,B**	**5.9**	**ug/kg**	**0.23**
n-Propylbenzene	ND	5.9	ug/kg	0.47
1,1,1,2-Tetrachloroethane	ND	5.9	ug/kg	0.73
1,2,3-Trichlorobenzene	**0.65 J**	**5.9**	**ug/kg**	**0.45**
1,2,4-Trichloro-benzene	**3.1 J,B**	**5.9**	**ug/kg**	**0.32**

(Continued on next page)

Tetra Tech NUS, Inc

Client Sample ID: SB-502-0001

GC/MS Volatiles

Lot-Sample #...: A7K290236-007 **Work Order #...:** KC4T01AG **Matrix.....:** SO

PARAMETER	RESULT	REPORTING LIMIT	UNITS	MDL
1,2,3-Trichloropropane	ND	5.9	ug/kg	1.1
1,1,2-Trichloro-1,2,2-trifluoroethane	ND	5.9	ug/kg	1.5
1,2,4-Trimethylbenzene	**1.0 J**	**5.9**	**ug/kg**	**0.77**
Vinyl acetate	ND	12	ug/kg	0.30
Methyl tert-butyl ether	ND	12	ug/kg	0.51
Chloromethane	ND	5.9	ug/kg	0.49
Bromomethane	ND	5.9	ug/kg	0.64
Vinyl chloride	ND	5.9	ug/kg	0.46
Chloroethane	ND	5.9	ug/kg	1.0
Methylene chloride	**2.4 J,B**	**5.9**	**ug/kg**	**0.79**
Acetone	ND	12	ug/kg	7.5
Carbon disulfide	ND	5.9	ug/kg	0.52
1,1-Dichloroethene	ND	5.9	ug/kg	0.62
1,1-Dichloroethane	ND	5.9	ug/kg	0.43
Chloroform	ND	5.9	ug/kg	0.34
1,2-Dichloroethane	ND	5.9	ug/kg	0.40
2-Butanone	ND	12	ug/kg	1.7
1,1,1-Trichloroethane	ND	5.9	ug/kg	0.66
Carbon tetrachloride	ND	5.9	ug/kg	0.44
Bromodichloromethane	ND	5.9	ug/kg	0.33
1,2-Dichloropropane	ND	5.9	ug/kg	0.82
cis-1,3-Dichloropropene	ND	5.9	ug/kg	0.40
Trichloroethene	ND	5.9	ug/kg	0.50
Dibromochloromethane	ND	5.9	ug/kg	0.65
Benzene	ND	5.9	ug/kg	0.27
trans-1,3-Dichloropropene	ND	5.9	ug/kg	0.64
Bromoform	ND	5.9	ug/kg	0.39
4-Methyl-2-pentanone	ND	12	ug/kg	0.64
2-Hexanone	ND	12	ug/kg	0.75
Tetrachloroethene	ND	5.9	ug/kg	0.62
1,1,2,2-Tetrachloroethane	ND	5.9	ug/kg	0.40
Toluene	ND	5.9	ug/kg	0.32
Chlorobenzene	ND	5.9	ug/kg	0.39
Ethylbenzene	ND	5.9	ug/kg	0.31
Styrene	ND	5.9	ug/kg	0.18
Xylenes (total)	ND	12	ug/kg	0.79

SURROGATE	PERCENT RECOVERY	RECOVERY LIMITS
Dibromofluoromethane	78	(59 - 138)
1,2-Dichloroethane-d4	85	(61 - 130)
Toluene-d8	79	(60 - 143)
4-Bromofluorobenzene	82	(47 - 158)

(Continued on next page)

Tetra Tech NUS, Inc

Client Sample ID: SB-502-0001

GC/MS Volatiles

Lot-Sample #...: A7K290236-007 Work Order #...: KC4T01AG Matrix.....: SO

NOTE(S):

Results and reporting limits have been adjusted for dry weight.

J Estimated result. Result is less than RL.

B Method blank contamination. The associated method blank contains the target analyte at a reportable level.

Tetra Tech NUS, Inc

SB-502-0001

GC/MS Volatiles

Lot-Sample #: A7K290236-007 **Work Order #:** KC4T01AG **Matrix:** SO

MASS SPECTROMETER/DATA SYSTEM (MSDS) TENTATIVELY IDENTIFIED COMPOUNDS

PARAMETER	CAS #	ESTIMATED RESULT	RETENTION TIME	UNITS
None				ug/kg

Tetra Tech NUS, Inc

Client Sample ID: SB-502-0406

GC/MS Volatiles

Lot-Sample #...: A7K290236-008 **Work Order #...:** KC4T21AG **Matrix.....:** SO
Date Sampled...: 11/27/07 11:15 **Date Received..:** 11/29/07
Prep Date.....: 12/05/07 **Analysis Date..:** 12/05/07
Prep Batch #...: 7340186
Dilution Factor: 1 **Initial Wgt/Vol:** 5 g **Final Wgt/Vol..:** 5 mL
% Moisture.....: 14 **Method.....:** SW846 8260B

PARAMETER	RESULT	REPORTING LIMIT	UNITS	MDL
Dibromomethane	ND	5.8	ug/kg	0.74
Diisopropyl Ether (DIPE)	ND	12	ug/kg	1.8
1,2,3-Trimethylbenzene	ND	5.8	ug/kg	0.20
Ethyl-t-Butyl Ether (ETBE)	ND	5.8	ug/kg	0.26
Tert-amyl methyl ether (TAME)	ND	5.8	ug/kg	0.43
Dichlorodifluoromethane	ND	5.8	ug/kg	0.58
cis-1,2-Dichloroethylene	ND	5.8	ug/kg	0.42
trans-1,2-Dichloroethylene	ND	5.8	ug/kg	0.48
Trichlorofluoromethane	ND	5.8	ug/kg	0.40
o-Xylene	ND	5.8	ug/kg	0.41
m-Xylene & p-Xylene	ND	12	ug/kg	1.4
Bromobenzene	ND	5.8	ug/kg	0.83
Bromochloromethane	ND	5.8	ug/kg	0.83
n-Butylbenzene	ND	5.8	ug/kg	0.27
sec-Butylbenzene	ND	5.8	ug/kg	0.21
tert-Butylbenzene	ND	5.8	ug/kg	0.34
1,2-Dibromo-3-chloro-propane	ND	12	ug/kg	1.5
2-Chloroethyl vinyl ether	ND	12	ug/kg	1.6
2-Chlorotoluene	ND	5.8	ug/kg	0.47
4-Chlorotoluene	ND	5.8	ug/kg	0.48
1,2-Dibromoethane	ND	5.8	ug/kg	0.58
1,2-Dichlorobenzene	ND	5.8	ug/kg	0.42
1,3-Dichlorobenzene	**0.46 J**	**5.8**	**ug/kg**	**0.41**
1,4-Dichlorobenzene	ND	5.8	ug/kg	0.77
1,3-Dichloropropane	ND	5.8	ug/kg	0.40
2,2-Dichloropropane	ND	5.8	ug/kg	1.1
1,1-Dichloropropene	ND	5.8	ug/kg	0.35
Hexachlorobutadiene	ND	5.8	ug/kg	1.4
Isopropylbenzene	ND	5.8	ug/kg	0.19
p-Isopropyltoluene	ND	5.8	ug/kg	0.25
tert-Butyl alcohol	ND	120	ug/kg	8.9
Naphthalene	ND	5.8	ug/kg	0.22
n-Propylbenzene	ND	5.8	ug/kg	0.47
1,1,1,2-Tetrachloroethane	ND	5.8	ug/kg	0.72
1,2,3-Trichlorobenzene	**21**	**5.8**	**ug/kg**	**0.44**
1,2,4-Trichloro-benzene	**71 B**	**5.8**	**ug/kg**	**0.32**

(Continued on next page)

Tetra Tech NUS, Inc

Client Sample ID: SB-502-0406

GC/MS Volatiles

Lot-Sample #...: A7K290236-008 **Work Order #...:** KC4T21AG **Matrix.....:** SO

PARAMETER	RESULT	REPORTING LIMIT	UNITS	MDL
1,2,3-Trichloropropane	ND	5.8	ug/kg	1.1
1,1,2-Trichloro-1,2,2-trifluoroethane	ND	5.8	ug/kg	1.5
1,2,4-Trimethylbenzene	ND	5.8	ug/kg	0.76
Vinyl acetate	ND	12	ug/kg	0.29
Methyl tert-butyl ether	ND	12	ug/kg	0.50
Chloromethane	ND	5.8	ug/kg	0.48
Bromomethane	ND	5.8	ug/kg	0.63
Vinyl chloride	ND	5.8	ug/kg	0.46
Chloroethane	ND	5.8	ug/kg	1.0
Methylene chloride	**2.7 J,B**	**5.8**	**ug/kg**	**0.78**
Acetone	**12**	**12**	**ug/kg**	**7.4**
Carbon disulfide	ND	5.8	ug/kg	0.51
1,1-Dichloroethene	ND	5.8	ug/kg	0.61
1,1-Dichloroethane	ND	5.8	ug/kg	0.42
Chloroform	ND	5.8	ug/kg	0.34
1,2-Dichloroethane	ND	5.8	ug/kg	0.40
2-Butanone	ND	12	ug/kg	1.6
1,1,1-Trichloroethane	ND	5.8	ug/kg	0.65
Carbon tetrachloride	ND	5.8	ug/kg	0.43
Bromodichloromethane	ND	5.8	ug/kg	0.33
1,2-Dichloropropane	ND	5.8	ug/kg	0.81
cis-1,3-Dichloropropene	ND	5.8	ug/kg	0.40
Trichloroethene	ND	5.8	ug/kg	0.49
Dibromochloromethane	ND	5.8	ug/kg	0.64
Benzene	ND	5.8	ug/kg	0.27
trans-1,3-Dichloropropene	ND	5.8	ug/kg	0.63
Bromoform	ND	5.8	ug/kg	0.39
4-Methyl-2-pentanone	ND	12	ug/kg	0.63
2-Hexanone	ND	12	ug/kg	0.74
Tetrachloroethene	ND	5.8	ug/kg	0.61
1,1,2,2-Tetrachloroethane	ND	5.8	ug/kg	0.40
Toluene	ND	5.8	ug/kg	0.32
Chlorobenzene	ND	5.8	ug/kg	0.39
Ethylbenzene	ND	5.8	ug/kg	0.30
Styrene	ND	5.8	ug/kg	0.18
Xylenes (total)	ND	12	ug/kg	0.78

SURROGATE	PERCENT RECOVERY	RECOVERY LIMITS
Dibromofluoromethane	77	(59 - 138)
1,2-Dichloroethane-d4	83	(61 - 130)
Toluene-d8	80	(60 - 143)
4-Bromofluorobenzene	86	(47 - 158)

(Continued on next page)

Tetra Tech NUS, Inc

Client Sample ID: SB-502-0406

GC/MS Volatiles

Lot-Sample #...: A7K290236-008 Work Order #...: KC4T21AG Matrix.....: SO

NOTE(S):

Results and reporting limits have been adjusted for dry weight.

J Estimated result. Result is less than RL.

B Method blank contamination. The associated method blank contains the target analyte at a reportable level.

Tetra Tech NUS, Inc

SB-502-0406

GC/MS Volatiles

Lot-Sample #: A7K290236-008 **Work Order #:** KC4T21AG **Matrix:** SO

MASS SPECTROMETER/DATA SYSTEM (MSDS) TENTATIVELY IDENTIFIED COMPOUNDS

PARAMETER	CAS #	ESTIMATED RESULT		RETENTION TIME	UNITS
Benzene, 1,2,4,5-tetrachloro-	95-94-3	6.9 NJ	M	13.934	ug/kg
Benzene, 1,2,3,5-tetrachloro-	634-90-2	17 NJ	M	14.896	ug/kg

NOTE(S):

M: Result was measured against nearest internal standard assuming a response factor of 1.

Tetra Tech NUS, Inc

Client Sample ID: SB-502-0810

GC/MS Volatiles

Lot-Sample #...: A7K290236-009 **Work Order #...:** KC4T41AG **Matrix.....:** SO
Date Sampled...: 11/27/07 11:40 **Date Received..:** 11/29/07
Prep Date.....: 12/03/07 **Analysis Date..:** 12/05/07
Prep Batch #...: 7339287
Dilution Factor: 0.99 **Initial Wgt/Vol:** 5.03 g **Final Wgt/Vol..:** 5 mL
% Moisture.....: 14 **Method.....:** SW846 8260B

PARAMETER	RESULT	REPORTING LIMIT	UNITS	MDL
Acetone	ND	580	ug/kg	110
Benzene	ND	290	ug/kg	7.4
Bromobenzene	ND	290	ug/kg	13
Bromochloromethane	ND	290	ug/kg	14
Bromodichloromethane	ND	290	ug/kg	14
Bromoform	ND	290	ug/kg	15
Bromomethane	ND	290	ug/kg	29
2-Butanone	ND	580	ug/kg	57
n-Butylbenzene	ND	290	ug/kg	15
sec-Butylbenzene	ND	290	ug/kg	28
tert-Butylbenzene	ND	290	ug/kg	5.5
Carbon disulfide	ND	290	ug/kg	23
Carbon tetrachloride	ND	290	ug/kg	14
Chlorobenzene	ND	290	ug/kg	7.3
Dibromochloromethane	ND	290	ug/kg	8.0
1,2-Dibromo-3-chloro-propane	ND	580	ug/kg	69
Chloroethane	ND	290	ug/kg	75
2-Chloroethyl vinyl ether	ND	580	ug/kg	38
Chloroform	ND	290	ug/kg	14
Chloromethane	ND	290	ug/kg	6.0
2-Chlorotoluene	ND	290	ug/kg	14
4-Chlorotoluene	ND	290	ug/kg	5.3
1,2-Dibromoethane	ND	290	ug/kg	11
Dibromomethane	ND	290	ug/kg	7.5
1,2-Dichlorobenzene	ND	290	ug/kg	20
1,3-Dichlorobenzene	ND	290	ug/kg	8.3
1,4-Dichlorobenzene	ND	290	ug/kg	9.1
Dichlorodifluoromethane	ND	290	ug/kg	6.2
1,1-Dichloroethane	ND	290	ug/kg	8.4
1,2-Dichloroethane	ND	290	ug/kg	11
1,1-Dichloroethene	ND	290	ug/kg	9.6
cis-1,2-Dichloroethylene	ND	290	ug/kg	16
trans-1,2-Dichloroethylene	ND	290	ug/kg	13
1,2-Dichloropropane	ND	290	ug/kg	8.5
1,3-Dichloropropane	ND	290	ug/kg	8.4
2,2-Dichloropropane	ND	290	ug/kg	7.2
1,1-Dichloropropene	ND	290	ug/kg	6.3

(Continued on next page)

Tetra Tech NUS, Inc

Client Sample ID: SB-502-0810

GC/MS Volatiles

Lot-Sample #...: A7K290236-009 **Work Order #...:** KC4T41AG **Matrix.....:** SO

PARAMETER	RESULT	REPORTING LIMIT	UNITS	MDL
cis-1,3-Dichloropropene	ND	290	ug/kg	6.3
trans-1,3-Dichloropropene	ND	290	ug/kg	6.2
Ethylbenzene	ND	290	ug/kg	7.8
Trichlorofluoromethane	ND	290	ug/kg	9.6
Hexachlorobutadiene	ND	290	ug/kg	11
2-Hexanone	ND	580	ug/kg	28
Isopropylbenzene	ND	290	ug/kg	5.9
p-Isopropyltoluene	ND	290	ug/kg	28
tert-Butyl alcohol	ND	5800	ug/kg	290
Methylene chloride	ND	290	ug/kg	110
4-Methyl-2-pentanone	ND	580	ug/kg	13
Naphthalene	ND	290	ug/kg	12
n-Propylbenzene	ND	290	ug/kg	6.5
Styrene	ND	290	ug/kg	32
1,1,1,2-Tetrachloroethane	ND	290	ug/kg	15
1,1,2,2-Tetrachloroethane	ND	290	ug/kg	9.5
Tetrachloroethene	ND	290	ug/kg	10
Toluene	ND	290	ug/kg	10
1,2,3-Trichlorobenzene	**710 B**	**290**	**ug/kg**	**6.6**
1,2,4-Trichloro-benzene	**3700**	**290**	**ug/kg**	**14**
1,1,1-Trichloroethane	ND	290	ug/kg	11
Trichloroethene	ND	290	ug/kg	14
1,2,3-Trichloropropane	ND	290	ug/kg	16
1,1,2-Trichloro-1,2,2-trifluoroethane	ND	290	ug/kg	12
1,2,4-Trimethylbenzene	ND	290	ug/kg	30
Vinyl acetate	ND	580	ug/kg	20
Vinyl chloride	ND	290	ug/kg	18
o-Xylene	ND	290	ug/kg	5.7
Xylenes (total)	ND	580	ug/kg	17
Methyl tert-butyl ether	ND	580	ug/kg	12
m-Xylene & p-Xylene	ND	580	ug/kg	13
1,2,3-Trimethylbenzene	ND	290	ug/kg	0.20
Diisopropyl Ether (DIPE)	ND	580	ug/kg	43
Ethyl-t-Butyl Ether (ETBE)	ND	290	ug/kg	0.25
Tert-amyl methyl ether (TAME)	ND	290	ug/kg	0.43

SURROGATE	PERCENT RECOVERY	RECOVERY LIMITS
Dibromofluoromethane	81	(59 - 138)
1,2-Dichloroethane-d4	92	(61 - 130)
Toluene-d8	86	(60 - 143)
4-Bromofluorobenzene	82	(47 - 158)

(Continued on next page)

Tetra Tech NUS, Inc

Client Sample ID: SB-502-0810

GC/MS Volatiles

Lot-Sample #...: A7K290236-009 Work Order #...: KC4T41AG Matrix.....: SO

NOTE(S):

Results and reporting limits have been adjusted for dry weight.

B Method blank contamination. The associated method blank contains the target analyte at a reportable level.

Tetra Tech NUS, Inc

SB-502-0810

GC/MS Volatiles

Lot-Sample #: A7K290236-009 **Work Order #:** KC4T41AG **Matrix:** SO

MASS SPECTROMETER/DATA SYSTEM (MSDS) TENTATIVELY IDENTIFIED COMPOUNDS

PARAMETER	CAS #	ESTIMATED RESULT		RETENTION TIME	UNITS
Benzene, 1,2,3,4-tetrachloro-	634-66-2	330 NJ	M	14.897	ug/kg

NOTE(S):

M: Result was measured against nearest internal standard assuming a response factor of 1.

Tetra Tech NUS, Inc

Client Sample ID: SB-503-0001

GC/MS Volatiles

Lot-Sample #...: A7K290236-010 **Work Order #...:** KC4T71AG **Matrix.....:** SO
Date Sampled...: 11/27/07 12:45 **Date Received..:** 11/29/07
Prep Date.....: 12/05/07 **Analysis Date..:** 12/05/07
Prep Batch #...: 7340186
Dilution Factor: 1 **Initial Wgt/Vol:** 5 g **Final Wgt/Vol..:** 5 mL
% Moisture.....: 14 **Method.....:** SW846 8260B

PARAMETER	RESULT	REPORTING LIMIT	UNITS	MDL
Dibromomethane	ND	5.8	ug/kg	0.74
Diisopropyl Ether (DIPE)	ND	12	ug/kg	1.8
1,2,3-Trimethylbenzene	**0.35 J**	**5.8**	**ug/kg**	**0.20**
Ethyl-t-Butyl Ether (ETBE)	ND	5.8	ug/kg	0.26
Tert-amyl methyl ether (TAME)	ND	5.8	ug/kg	0.43
Dichlorodifluoromethane	ND	5.8	ug/kg	0.58
cis-1,2-Dichloroethylene	ND	5.8	ug/kg	0.42
trans-1,2-Dichloroethylene	ND	5.8	ug/kg	0.48
Trichlorofluoromethane	ND	5.8	ug/kg	0.40
o-Xylene	**0.43 J**	**5.8**	**ug/kg**	**0.41**
m-Xylene & p-Xylene	ND	12	ug/kg	1.4
Bromobenzene	ND	5.8	ug/kg	0.83
Bromochloromethane	ND	5.8	ug/kg	0.83
n-Butylbenzene	ND	5.8	ug/kg	0.27
sec-Butylbenzene	ND	5.8	ug/kg	0.21
tert-Butylbenzene	ND	5.8	ug/kg	0.34
1,2-Dibromo-3-chloro-propane	ND	12	ug/kg	1.5
2-Chloroethyl vinyl ether	ND	12	ug/kg	1.6
2-Chlorotoluene	ND	5.8	ug/kg	0.47
4-Chlorotoluene	ND	5.8	ug/kg	0.48
1,2-Dibromoethane	ND	5.8	ug/kg	0.58
1,2-Dichlorobenzene	ND	5.8	ug/kg	0.42
1,3-Dichlorobenzene	ND	5.8	ug/kg	0.41
1,4-Dichlorobenzene	ND	5.8	ug/kg	0.77
1,3-Dichloropropane	ND	5.8	ug/kg	0.40
2,2-Dichloropropane	ND	5.8	ug/kg	1.1
1,1-Dichloropropene	ND	5.8	ug/kg	0.35
Hexachlorobutadiene	ND	5.8	ug/kg	1.4
Isopropylbenzene	ND	5.8	ug/kg	0.19
p-Isopropyltoluene	ND	5.8	ug/kg	0.25
tert-Butyl alcohol	ND	120	ug/kg	8.9
Naphthalene	**11 B**	**5.8**	**ug/kg**	**0.22**
n-Propylbenzene	ND	5.8	ug/kg	0.47
1,1,1,2-Tetrachloroethane	ND	5.8	ug/kg	0.72
1,2,3-Trichlorobenzene	ND	5.8	ug/kg	0.44
1,2,4-Trichloro-benzene	**1.0 J,B**	**5.8**	**ug/kg**	**0.32**

(Continued on next page)

Tetra Tech NUS, Inc

Client Sample ID: SB-503-0001

GC/MS Volatiles

Lot-Sample #...: A7K290236-010 **Work Order #...:** KC4T71AG **Matrix.....:** SO

PARAMETER	RESULT	REPORTING LIMIT	UNITS	MDL
1,2,3-Trichloropropane	ND	5.8	ug/kg	1.1
1,1,2-Trichloro-1,2,2-trifluoroethane	ND	5.8	ug/kg	1.5
1,2,4-Trimethylbenzene	**1.9 J**	**5.8**	**ug/kg**	**0.76**
Vinyl acetate	ND	12	ug/kg	0.29
Methyl tert-butyl ether	ND	12	ug/kg	0.50
Chloromethane	ND	5.8	ug/kg	0.48
Bromomethane	ND	5.8	ug/kg	0.63
Vinyl chloride	ND	5.8	ug/kg	0.46
Chloroethane	ND	5.8	ug/kg	1.0
Methylene chloride	**3.6 J,B**	**5.8**	**ug/kg**	**0.78**
Acetone	ND	12	ug/kg	7.4
Carbon disulfide	ND	5.8	ug/kg	0.51
1,1-Dichloroethene	ND	5.8	ug/kg	0.61
1,1-Dichloroethane	ND	5.8	ug/kg	0.42
Chloroform	ND	5.8	ug/kg	0.34
1,2-Dichloroethane	ND	5.8	ug/kg	0.40
2-Butanone	ND	12	ug/kg	1.6
1,1,1-Trichloroethane	ND	5.8	ug/kg	0.65
Carbon tetrachloride	ND	5.8	ug/kg	0.43
Bromodichloromethane	ND	5.8	ug/kg	0.33
1,2-Dichloropropane	ND	5.8	ug/kg	0.81
cis-1,3-Dichloropropene	ND	5.8	ug/kg	0.40
Trichloroethene	ND	5.8	ug/kg	0.49
Dibromochloromethane	ND	5.8	ug/kg	0.64
Benzene	ND	5.8	ug/kg	0.27
trans-1,3-Dichloropropene	ND	5.8	ug/kg	0.63
Bromoform	ND	5.8	ug/kg	0.39
4-Methyl-2-pentanone	ND	12	ug/kg	0.63
2-Hexanone	ND	12	ug/kg	0.74
Tetrachloroethene	ND	5.8	ug/kg	0.61
1,1,2,2-Tetrachloroethane	ND	5.8	ug/kg	0.40
Toluene	**0.46 J**	**5.8**	**ug/kg**	**0.32**
Chlorobenzene	ND	5.8	ug/kg	0.39
Ethylbenzene	ND	5.8	ug/kg	0.30
Styrene	ND	5.8	ug/kg	0.18
Xylenes (total)	**1.1 J**	**12**	**ug/kg**	**0.78**

SURROGATE	PERCENT RECOVERY	RECOVERY LIMITS
Dibromofluoromethane	81	(59 - 138)
1,2-Dichloroethane-d4	86	(61 - 130)
Toluene-d8	75	(60 - 143)
4-Bromofluorobenzene	72	(47 - 158)

(Continued on next page)

Tetra Tech NUS, Inc

Client Sample ID: SB-503-0001

GC/MS Volatiles

Lot-Sample #...: A7K290236-010 Work Order #...: KC4T71AG Matrix.....: SO

NOTE(S):

Results and reporting limits have been adjusted for dry weight.

J Estimated result. Result is less than RL.

B Method blank contamination. The associated method blank contains the target analyte at a reportable level.

Tetra Tech NUS, Inc

SB-503-0001

GC/MS Volatiles

Lot-Sample #: A7K290236-010 **Work Order #:** KC4T71AG **Matrix:** SO

MASS SPECTROMETER/DATA SYSTEM (MSDS) TENTATIVELY IDENTIFIED COMPOUNDS

PARAMETER	CAS #	ESTIMATED RESULT	RETENTION TIME	UNITS
None				ug/kg

Tetra Tech NUS, Inc

Client Sample ID: SB-503-0406

GC/MS Volatiles

Lot-Sample #...: A7K290236-011 **Work Order #...:** KC4T91AG **Matrix.....:** SO
Date Sampled...: 11/27/07 12:55 **Date Received..:** 11/29/07
Prep Date.....: 12/05/07 **Analysis Date..:** 12/05/07
Prep Batch #...: 7340186
Dilution Factor: 1 **Initial Wgt/Vol:** 5 g **Final Wgt/Vol..:** 5 mL
% Moisture.....: 18 **Method.....:** SW846 8260B

PARAMETER	RESULT	REPORTING LIMIT	UNITS	MDL
Dibromomethane	ND	6.1	ug/kg	0.77
Diisopropyl Ether (DIPE)	ND	12	ug/kg	1.8
1,2,3-Trimethylbenzene	ND	6.1	ug/kg	0.21
Ethyl-t-Butyl Ether (ETBE)	ND	6.1	ug/kg	0.27
Tert-amyl methyl ether (TAME)	ND	6.1	ug/kg	0.45
Dichlorodifluoromethane	ND	6.1	ug/kg	0.61
cis-1,2-Dichloroethylene	ND	6.1	ug/kg	0.44
trans-1,2-Dichloroethylene	ND	6.1	ug/kg	0.50
Trichlorofluoromethane	ND	6.1	ug/kg	0.41
o-Xylene	ND	6.1	ug/kg	0.43
m-Xylene & p-Xylene	ND	12	ug/kg	1.5
Bromobenzene	ND	6.1	ug/kg	0.86
Bromochloromethane	ND	6.1	ug/kg	0.86
n-Butylbenzene	ND	6.1	ug/kg	0.28
sec-Butylbenzene	ND	6.1	ug/kg	0.22
tert-Butylbenzene	ND	6.1	ug/kg	0.35
1,2-Dibromo-3-chloro-propane	ND	12	ug/kg	1.6
2-Chloroethyl vinyl ether	ND	12	ug/kg	1.7
2-Chlorotoluene	ND	6.1	ug/kg	0.49
4-Chlorotoluene	ND	6.1	ug/kg	0.50
1,2-Dibromoethane	ND	6.1	ug/kg	0.61
1,2-Dichlorobenzene	ND	6.1	ug/kg	0.44
1,3-Dichlorobenzene	ND	6.1	ug/kg	0.43
1,4-Dichlorobenzene	ND	6.1	ug/kg	0.80
1,3-Dichloropropane	ND	6.1	ug/kg	0.41
2,2-Dichloropropane	ND	6.1	ug/kg	1.1
1,1-Dichloropropene	ND	6.1	ug/kg	0.37
Hexachlorobutadiene	ND	6.1	ug/kg	1.5
Isopropylbenzene	ND	6.1	ug/kg	0.19
p-Isopropyltoluene	ND	6.1	ug/kg	0.26
tert-Butyl alcohol	ND	120	ug/kg	9.3
Naphthalene	ND	6.1	ug/kg	0.23
n-Propylbenzene	ND	6.1	ug/kg	0.49
1,1,1,2-Tetrachloroethane	ND	6.1	ug/kg	0.75
1,2,3-Trichlorobenzene	ND	6.1	ug/kg	0.46
1,2,4-Trichloro-benzene	ND	6.1	ug/kg	0.33

(Continued on next page)

Tetra Tech NUS, Inc

Client Sample ID: SB-503-0406

GC/MS Volatiles

Lot-Sample #...: A7K290236-011 **Work Order #...:** KC4T91AG **Matrix.....:** SO

PARAMETER	RESULT	REPORTING LIMIT	UNITS	MDL
1,2,3-Trichloropropane	ND	6.1	ug/kg	1.1
1,1,2-Trichloro-1,2,2-trifluoroethane	ND	6.1	ug/kg	1.6
1,2,4-Trimethylbenzene	**0.92 J**	**6.1**	**ug/kg**	**0.79**
Vinyl acetate	ND	12	ug/kg	0.30
Methyl tert-butyl ether	ND	12	ug/kg	0.52
Chloromethane	ND	6.1	ug/kg	0.50
Bromomethane	ND	6.1	ug/kg	0.66
Vinyl chloride	ND	6.1	ug/kg	0.47
Chloroethane	ND	6.1	ug/kg	1.0
Methylene chloride	**3.3 J,B**	**6.1**	**ug/kg**	**0.82**
Acetone	ND	12	ug/kg	7.7
Carbon disulfide	ND	6.1	ug/kg	0.54
1,1-Dichloroethene	ND	6.1	ug/kg	0.63
1,1-Dichloroethane	ND	6.1	ug/kg	0.44
Chloroform	ND	6.1	ug/kg	0.35
1,2-Dichloroethane	ND	6.1	ug/kg	0.41
2-Butanone	ND	12	ug/kg	1.7
1,1,1-Trichloroethane	ND	6.1	ug/kg	0.68
Carbon tetrachloride	ND	6.1	ug/kg	0.45
Bromodichloromethane	ND	6.1	ug/kg	0.34
1,2-Dichloropropane	ND	6.1	ug/kg	0.84
cis-1,3-Dichloropropene	ND	6.1	ug/kg	0.41
Trichloroethene	ND	6.1	ug/kg	0.51
Dibromochloromethane	ND	6.1	ug/kg	0.67
Benzene	ND	6.1	ug/kg	0.28
trans-1,3-Dichloropropene	ND	6.1	ug/kg	0.66
Bromoform	ND	6.1	ug/kg	0.40
4-Methyl-2-pentanone	ND	12	ug/kg	0.66
2-Hexanone	ND	12	ug/kg	0.77
Tetrachloroethene	ND	6.1	ug/kg	0.63
1,1,2,2-Tetrachloroethane	ND	6.1	ug/kg	0.41
Toluene	ND	6.1	ug/kg	0.33
Chlorobenzene	ND	6.1	ug/kg	0.40
Ethylbenzene	ND	6.1	ug/kg	0.32
Styrene	ND	6.1	ug/kg	0.18
Xylenes (total)	ND	12	ug/kg	0.82

SURROGATE	PERCENT RECOVERY	RECOVERY LIMITS
Dibromofluoromethane	76	(59 - 138)
1,2-Dichloroethane-d4	81	(61 - 130)
Toluene-d8	80	(60 - 143)
4-Bromofluorobenzene	84	(47 - 158)

(Continued on next page)

Tetra Tech NUS, Inc

Client Sample ID: SB-503-0406

GC/MS Volatiles

Lot-Sample #...: A7K290236-011 Work Order #...: KC4T91AG Matrix.....: SO

NOTE(S):

Results and reporting limits have been adjusted for dry weight.

J Estimated result. Result is less than RL.

B Method blank contamination. The associated method blank contains the target analyte at a reportable level.

Tetra Tech NUS, Inc

SB-503-0406

GC/MS Volatiles

Lot-Sample #: A7K290236-011 **Work Order #:** KC4T91AG **Matrix:** SO

MASS SPECTROMETER/DATA SYSTEM (MSDS) TENTATIVELY IDENTIFIED COMPOUNDS

PARAMETER	CAS #	ESTIMATED RESULT	RETENTION TIME	UNITS
None				ug/kg

Tetra Tech NUS, Inc

Client Sample ID: SB-503-1012

GC/MS Volatiles

Lot-Sample #...: A7K290236-012 **Work Order #...:** KC4VC1AG **Matrix.....:** SO
Date Sampled...: 11/27/07 13:13 **Date Received..:** 11/29/07
Prep Date.....: 12/05/07 **Analysis Date..:** 12/05/07
Prep Batch #...: 7340186
Dilution Factor: 1 **Initial Wgt/Vol:** 5 g **Final Wgt/Vol..:** 5 mL
% Moisture.....: 16 **Method.....:** SW846 8260B

PARAMETER	RESULT	REPORTING LIMIT	UNITS	MDL
Dibromomethane	ND	5.9	ug/kg	0.75
Diisopropyl Ether (DIPE)	ND	12	ug/kg	1.8
1,2,3-Trimethylbenzene	ND	5.9	ug/kg	0.20
Ethyl-t-Butyl Ether (ETBE)	ND	5.9	ug/kg	0.26
Tert-amyl methyl ether (TAME)	ND	5.9	ug/kg	0.44
Dichlorodifluoromethane	ND	5.9	ug/kg	0.59
cis-1,2-Dichloroethylene	ND	5.9	ug/kg	0.43
trans-1,2-Dichloroethylene	ND	5.9	ug/kg	0.49
Trichlorofluoromethane	ND	5.9	ug/kg	0.40
o-Xylene	ND	5.9	ug/kg	0.42
m-Xylene & p-Xylene	ND	12	ug/kg	1.4
Bromobenzene	ND	5.9	ug/kg	0.84
Bromochloromethane	ND	5.9	ug/kg	0.84
n-Butylbenzene	ND	5.9	ug/kg	0.27
sec-Butylbenzene	ND	5.9	ug/kg	0.21
tert-Butylbenzene	ND	5.9	ug/kg	0.34
1,2-Dibromo-3-chloro-propane	ND	12	ug/kg	1.5
2-Chloroethyl vinyl ether	ND	12	ug/kg	1.7
2-Chlorotoluene	ND	5.9	ug/kg	0.47
4-Chlorotoluene	ND	5.9	ug/kg	0.49
1,2-Dibromoethane	ND	5.9	ug/kg	0.59
1,2-Dichlorobenzene	ND	5.9	ug/kg	0.43
1,3-Dichlorobenzene	ND	5.9	ug/kg	0.42
1,4-Dichlorobenzene	ND	5.9	ug/kg	0.78
1,3-Dichloropropane	ND	5.9	ug/kg	0.40
2,2-Dichloropropane	ND	5.9	ug/kg	1.1
1,1-Dichloropropene	ND	5.9	ug/kg	0.36
Hexachlorobutadiene	ND	5.9	ug/kg	1.4
Isopropylbenzene	ND	5.9	ug/kg	0.19
p-Isopropyltoluene	ND	5.9	ug/kg	0.25
tert-Butyl alcohol	ND	120	ug/kg	9.0
Naphthalene	ND	5.9	ug/kg	0.23
n-Propylbenzene	ND	5.9	ug/kg	0.47
1,1,1,2-Tetrachloroethane	ND	5.9	ug/kg	0.74
1,2,3-Trichlorobenzene	ND	5.9	ug/kg	0.45
1,2,4-Trichloro-benzene	ND	5.9	ug/kg	0.32

(Continued on next page)

Tetra Tech NUS, Inc

Client Sample ID: SB-503-1012

GC/MS Volatiles

Lot-Sample #...: A7K290236-012 **Work Order #...:** KC4VC1AG **Matrix.....:** SO

PARAMETER	RESULT	REPORTING LIMIT	UNITS	MDL
1,2,3-Trichloropropane	ND	5.9	ug/kg	1.1
1,1,2-Trichloro-1,2,2-trifluoroethane	ND	5.9	ug/kg	1.5
1,2,4-Trimethylbenzene	ND	5.9	ug/kg	0.77
Vinyl acetate	ND	12	ug/kg	0.30
Methyl tert-butyl ether	ND	12	ug/kg	0.51
Chloromethane	ND	5.9	ug/kg	0.49
Bromomethane	ND	5.9	ug/kg	0.64
Vinyl chloride	ND	5.9	ug/kg	0.46
Chloroethane	ND	5.9	ug/kg	1.0
Methylene chloride	**2.7 J,B**	**5.9**	**ug/kg**	**0.80**
Acetone	**45**	**12**	**ug/kg**	**7.5**
Carbon disulfide	ND	5.9	ug/kg	0.52
1,1-Dichloroethene	ND	5.9	ug/kg	0.62
1,1-Dichloroethane	ND	5.9	ug/kg	0.43
Chloroform	ND	5.9	ug/kg	0.34
1,2-Dichloroethane	ND	5.9	ug/kg	0.40
2-Butanone	ND	12	ug/kg	1.7
1,1,1-Trichloroethane	ND	5.9	ug/kg	0.66
Carbon tetrachloride	ND	5.9	ug/kg	0.44
Bromodichloromethane	ND	5.9	ug/kg	0.33
1,2-Dichloropropane	ND	5.9	ug/kg	0.82
cis-1,3-Dichloropropene	ND	5.9	ug/kg	0.40
Trichloroethene	ND	5.9	ug/kg	0.50
Dibromochloromethane	ND	5.9	ug/kg	0.65
Benzene	ND	5.9	ug/kg	0.27
trans-1,3-Dichloropropene	ND	5.9	ug/kg	0.64
Bromoform	ND	5.9	ug/kg	0.39
4-Methyl-2-pentanone	ND	12	ug/kg	0.64
2-Hexanone	ND	12	ug/kg	0.75
Tetrachloroethene	ND	5.9	ug/kg	0.62
1,1,2,2-Tetrachloroethane	ND	5.9	ug/kg	0.40
Toluene	ND	5.9	ug/kg	0.32
Chlorobenzene	ND	5.9	ug/kg	0.39
Ethylbenzene	ND	5.9	ug/kg	0.31
Styrene	ND	5.9	ug/kg	0.18
Xylenes (total)	ND	12	ug/kg	0.80

SURROGATE	PERCENT RECOVERY	RECOVERY LIMITS
Dibromofluoromethane	76	(59 - 138)
1,2-Dichloroethane-d4	83	(61 - 130)
Toluene-d8	81	(60 - 143)
4-Bromofluorobenzene	84	(47 - 158)

(Continued on next page)

Tetra Tech NUS, Inc

Client Sample ID: SB-503-1012

GC/MS Volatiles

Lot-Sample #...: A7K290236-012 Work Order #...: KC4VC1AG Matrix.....: SO

NOTE(S):

Results and reporting limits have been adjusted for dry weight.

J Estimated result. Result is less than RL.

B Method blank contamination. The associated method blank contains the target analyte at a reportable level.

Tetra Tech NUS, Inc

SB-503-1012

GC/MS Volatiles

Lot-Sample #: A7K290236-012 **Work Order #:** KC4VC1AG **Matrix:** SO

MASS SPECTROMETER/DATA SYSTEM (MSDS) TENTATIVELY IDENTIFIED COMPOUNDS

PARAMETER	CAS #	ESTIMATED RESULT	RETENTION TIME	UNITS
None				ug/kg

Tetra Tech NUS, Inc

Client Sample ID: SB-504-0001

GC/MS Volatiles

Lot-Sample #...: A7K290236-013 **Work Order #...:** KC4VE1AG **Matrix.....:** SO
Date Sampled...: 11/27/07 13:40 **Date Received..:** 11/29/07
Prep Date.....: 12/05/07 **Analysis Date..:** 12/05/07
Prep Batch #...: 7340186
Dilution Factor: 1 **Initial Wgt/Vol:** 5 g **Final Wgt/Vol..:** 5 mL
% Moisture.....: 8.8 **Method.....:** SW846 8260B

PARAMETER	RESULT	REPORTING LIMIT	UNITS	MDL
Dibromomethane	ND	5.5	ug/kg	0.69
Diisopropyl Ether (DIPE)	ND	11	ug/kg	1.6
1,2,3-Trimethylbenzene	ND	5.5	ug/kg	0.19
Ethyl-t-Butyl Ether (ETBE)	ND	5.5	ug/kg	0.24
Tert-amyl methyl ether (TAME)	ND	5.5	ug/kg	0.41
Dichlorodifluoromethane	ND	5.5	ug/kg	0.55
cis-1,2-Dichloroethylene	ND	5.5	ug/kg	0.39
trans-1,2-Dichloroethylene	ND	5.5	ug/kg	0.45
Trichlorofluoromethane	ND	5.5	ug/kg	0.37
o-Xylene	ND	5.5	ug/kg	0.38
m-Xylene & p-Xylene	ND	11	ug/kg	1.3
Bromobenzene	ND	5.5	ug/kg	0.78
Bromochloromethane	ND	5.5	ug/kg	0.78
n-Butylbenzene	ND	5.5	ug/kg	0.25
sec-Butylbenzene	ND	5.5	ug/kg	0.20
tert-Butylbenzene	ND	5.5	ug/kg	0.32
1,2-Dibromo-3-chloro-propane	ND	11	ug/kg	1.4
2-Chloroethyl vinyl ether	ND	11	ug/kg	1.5
2-Chlorotoluene	ND	5.5	ug/kg	0.44
4-Chlorotoluene	ND	5.5	ug/kg	0.45
1,2-Dibromoethane	ND	5.5	ug/kg	0.55
1,2-Dichlorobenzene	ND	5.5	ug/kg	0.39
1,3-Dichlorobenzene	ND	5.5	ug/kg	0.38
1,4-Dichlorobenzene	ND	5.5	ug/kg	0.72
1,3-Dichloropropane	ND	5.5	ug/kg	0.37
2,2-Dichloropropane	ND	5.5	ug/kg	1.0
1,1-Dichloropropene	ND	5.5	ug/kg	0.33
Hexachlorobutadiene	ND	5.5	ug/kg	1.3
Isopropylbenzene	ND	5.5	ug/kg	0.18
p-Isopropyltoluene	ND	5.5	ug/kg	0.23
tert-Butyl alcohol	ND	110	ug/kg	8.3
Naphthalene	ND	5.5	ug/kg	0.21
n-Propylbenzene	ND	5.5	ug/kg	0.44
1,1,1,2-Tetrachloroethane	ND	5.5	ug/kg	0.68
1,2,3-Trichlorobenzene	ND	5.5	ug/kg	0.42
1,2,4-Trichloro-benzene	ND	5.5	ug/kg	0.30

(Continued on next page)

Tetra Tech NUS, Inc

Client Sample ID: SB-504-0001

GC/MS Volatiles

Lot-Sample #...: A7K290236-013 **Work Order #...:** KC4VE1AG **Matrix.....:** SO

PARAMETER	RESULT	REPORTING LIMIT	UNITS	MDL
1,2,3-Trichloropropane	ND	5.5	ug/kg	0.99
1,1,2-Trichloro-1,2,2-trifluoroethane	ND	5.5	ug/kg	1.4
1,2,4-Trimethylbenzene	ND	5.5	ug/kg	0.71
Vinyl acetate	ND	11	ug/kg	0.27
Methyl tert-butyl ether	ND	11	ug/kg	0.47
Chloromethane	ND	5.5	ug/kg	0.45
Bromomethane	ND	5.5	ug/kg	0.59
Vinyl chloride	ND	5.5	ug/kg	0.43
Chloroethane	ND	5.5	ug/kg	0.94
Methylene chloride	**1.6 J,B**	**5.5**	**ug/kg**	**0.73**
Acetone	**7.3 J**	**11**	**ug/kg**	**6.9**
Carbon disulfide	**0.82 J**	**5.5**	**ug/kg**	**0.48**
1,1-Dichloroethene	ND	5.5	ug/kg	0.57
1,1-Dichloroethane	ND	5.5	ug/kg	0.39
Chloroform	ND	5.5	ug/kg	0.32
1,2-Dichloroethane	ND	5.5	ug/kg	0.37
2-Butanone	ND	11	ug/kg	1.5
1,1,1-Trichloroethane	ND	5.5	ug/kg	0.61
Carbon tetrachloride	ND	5.5	ug/kg	0.41
Bromodichloromethane	ND	5.5	ug/kg	0.31
1,2-Dichloropropane	ND	5.5	ug/kg	0.76
cis-1,3-Dichloropropene	ND	5.5	ug/kg	0.37
Trichloroethene	ND	5.5	ug/kg	0.46
Dibromochloromethane	ND	5.5	ug/kg	0.60
Benzene	ND	5.5	ug/kg	0.25
trans-1,3-Dichloropropene	ND	5.5	ug/kg	0.59
Bromoform	ND	5.5	ug/kg	0.36
4-Methyl-2-pentanone	ND	11	ug/kg	0.59
2-Hexanone	ND	11	ug/kg	0.69
Tetrachloroethene	ND	5.5	ug/kg	0.57
1,1,2,2-Tetrachloroethane	ND	5.5	ug/kg	0.37
Toluene	ND	5.5	ug/kg	0.30
Chlorobenzene	ND	5.5	ug/kg	0.36
Ethylbenzene	ND	5.5	ug/kg	0.29
Styrene	ND	5.5	ug/kg	0.16
Xylenes (total)	ND	11	ug/kg	0.73

SURROGATE	PERCENT RECOVERY	RECOVERY LIMITS
Dibromofluoromethane	70	(59 - 138)
1,2-Dichloroethane-d4	82	(61 - 130)
Toluene-d8	80	(60 - 143)
4-Bromofluorobenzene	84	(47 - 158)

(Continued on next page)

Tetra Tech NUS, Inc

Client Sample ID: SB-504-0001

GC/MS Volatiles

Lot-Sample #...: A7K290236-013 Work Order #...: KC4VE1AG Matrix.....: SO

NOTE(S):

Results and reporting limits have been adjusted for dry weight.

J Estimated result. Result is less than RL.

B Method blank contamination. The associated method blank contains the target analyte at a reportable level.

Tetra Tech NUS, Inc

SB-504-0001

GC/MS Volatiles

Lot-Sample #: A7K290236-013 **Work Order #:** KC4VE1AG **Matrix:** SO

MASS SPECTROMETER/DATA SYSTEM (MSDS) TENTATIVELY IDENTIFIED COMPOUNDS

PARAMETER	CAS #	ESTIMATED RESULT	RETENTION TIME	UNITS
None				ug/kg

Tetra Tech NUS, Inc

Client Sample ID: SB-504-0406

GC/MS Volatiles

Lot-Sample #...: A7K290236-014 **Work Order #...:** KC4VJ1AG **Matrix.....:** SO
Date Sampled...: 11/27/07 13:50 **Date Received..:** 11/29/07
Prep Date.....: 12/05/07 **Analysis Date..:** 12/05/07
Prep Batch #...: 7340186
Dilution Factor: 1 **Initial Wgt/Vol:** 5 g **Final Wgt/Vol..:** 5 mL
% Moisture.....: 13 **Method.....:** SW846 8260B

PARAMETER	RESULT	REPORTING LIMIT	UNITS	MDL
Dibromomethane	ND	5.7	ug/kg	0.72
Diisopropyl Ether (DIPE)	ND	11	ug/kg	1.7
1,2,3-Trimethylbenzene	**0.35 J**	**5.7**	**ug/kg**	**0.19**
Ethyl-t-Butyl Ether (ETBE)	ND	5.7	ug/kg	0.25
Tert-amyl methyl ether (TAME)	ND	5.7	ug/kg	0.42
Dichlorodifluoromethane	ND	5.7	ug/kg	0.57
cis-1,2-Dichloroethylene	ND	5.7	ug/kg	0.41
trans-1,2-Dichloroethylene	ND	5.7	ug/kg	0.47
Trichlorofluoromethane	ND	5.7	ug/kg	0.39
o-Xylene	**1.4 J**	**5.7**	**ug/kg**	**0.40**
m-Xylene & p-Xylene	ND	11	ug/kg	1.4
Bromobenzene	ND	5.7	ug/kg	0.81
Bromochloromethane	ND	5.7	ug/kg	0.81
n-Butylbenzene	ND	5.7	ug/kg	0.26
sec-Butylbenzene	ND	5.7	ug/kg	0.21
tert-Butylbenzene	ND	5.7	ug/kg	0.33
1,2-Dibromo-3-chloro-propane	ND	11	ug/kg	1.5
2-Chloroethyl vinyl ether	ND	11	ug/kg	1.6
2-Chlorotoluene	ND	5.7	ug/kg	0.46
4-Chlorotoluene	ND	5.7	ug/kg	0.47
1,2-Dibromoethane	ND	5.7	ug/kg	0.57
1,2-Dichlorobenzene	ND	5.7	ug/kg	0.41
1,3-Dichlorobenzene	ND	5.7	ug/kg	0.40
1,4-Dichlorobenzene	ND	5.7	ug/kg	0.76
1,3-Dichloropropane	ND	5.7	ug/kg	0.39
2,2-Dichloropropane	ND	5.7	ug/kg	1.1
1,1-Dichloropropene	ND	5.7	ug/kg	0.34
Hexachlorobutadiene	ND	5.7	ug/kg	1.4
Isopropylbenzene	**0.82 J**	**5.7**	**ug/kg**	**0.18**
p-Isopropyltoluene	**9.0**	**5.7**	**ug/kg**	**0.24**
tert-Butyl alcohol	ND	110	ug/kg	8.7
Naphthalene	**1.3 J,B**	**5.7**	**ug/kg**	**0.22**
n-Propylbenzene	ND	5.7	ug/kg	0.46
1,1,1,2-Tetrachloroethane	ND	5.7	ug/kg	0.71
1,2,3-Trichlorobenzene	ND	5.7	ug/kg	0.44
1,2,4-Trichloro-benzene	**0.95 J,B**	**5.7**	**ug/kg**	**0.31**

(Continued on next page)

Tetra Tech NUS, Inc

Client Sample ID: SB-504-0406

GC/MS Volatiles

Lot-Sample #...: A7K290236-014 **Work Order #...:** KC4VJ1AG **Matrix.....:** SO

PARAMETER	RESULT	REPORTING LIMIT	UNITS	MDL
1,2,3-Trichloropropane	ND	5.7	ug/kg	1.0
1,1,2-Trichloro-1,2,2-trifluoroethane	ND	5.7	ug/kg	1.5
1,2,4-Trimethylbenzene	**0.95 J**	**5.7**	**ug/kg**	**0.75**
Vinyl acetate	ND	11	ug/kg	0.29
Methyl tert-butyl ether	ND	11	ug/kg	0.49
Chloromethane	ND	5.7	ug/kg	0.47
Bromomethane	ND	5.7	ug/kg	0.62
Vinyl chloride	**0.64 J**	**5.7**	**ug/kg**	**0.45**
Chloroethane	ND	5.7	ug/kg	0.99
Methylene chloride	**3.4 J,B**	**5.7**	**ug/kg**	**0.77**
Acetone	**21**	**11**	**ug/kg**	**7.2**
Carbon disulfide	**1.2 J**	**5.7**	**ug/kg**	**0.50**
1,1-Dichloroethene	ND	5.7	ug/kg	0.60
1,1-Dichloroethane	ND	5.7	ug/kg	0.41
Chloroform	ND	5.7	ug/kg	0.33
1,2-Dichloroethane	**1.5 J**	**5.7**	**ug/kg**	**0.39**
2-Butanone	ND	11	ug/kg	1.6
1,1,1-Trichloroethane	ND	5.7	ug/kg	0.64
Carbon tetrachloride	ND	5.7	ug/kg	0.42
Bromodichloromethane	ND	5.7	ug/kg	0.32
1,2-Dichloropropane	ND	5.7	ug/kg	0.79
cis-1,3-Dichloropropene	ND	5.7	ug/kg	0.39
Trichloroethene	ND	5.7	ug/kg	0.48
Dibromochloromethane	ND	5.7	ug/kg	0.63
Benzene	**0.81 J**	**5.7**	**ug/kg**	**0.26**
trans-1,3-Dichloropropene	ND	5.7	ug/kg	0.62
Bromoform	ND	5.7	ug/kg	0.38
4-Methyl-2-pentanone	ND	11	ug/kg	0.62
2-Hexanone	ND	11	ug/kg	0.72
Tetrachloroethene	ND	5.7	ug/kg	0.60
1,1,2,2-Tetrachloroethane	ND	5.7	ug/kg	0.39
Toluene	**0.59 J**	**5.7**	**ug/kg**	**0.31**
Chlorobenzene	**1.8 J**	**5.7**	**ug/kg**	**0.38**
Ethylbenzene	ND	5.7	ug/kg	0.30
Styrene	ND	5.7	ug/kg	0.17
Xylenes (total)	**2.2 J**	**11**	**ug/kg**	**0.77**

SURROGATE	PERCENT RECOVERY	RECOVERY LIMITS
Dibromofluoromethane	77	(59 - 138)
1,2-Dichloroethane-d4	80	(61 - 130)
Toluene-d8	78	(60 - 143)
4-Bromofluorobenzene	87	(47 - 158)

(Continued on next page)

Tetra Tech NUS, Inc

Client Sample ID: SB-504-0406

GC/MS Volatiles

Lot-Sample #...: A7K290236-014 Work Order #...: KC4VJ1AG Matrix.....: SO

NOTE(S):

Results and reporting limits have been adjusted for dry weight.

J Estimated result. Result is less than RL.

B Method blank contamination. The associated method blank contains the target analyte at a reportable level.

Tetra Tech NUS, Inc

SB-504-0406

GC/MS Volatiles

Lot-Sample #: A7K290236-014 **Work Order #:** KC4VJ1AG **Matrix:** SO

MASS SPECTROMETER/DATA SYSTEM (MSDS) TENTATIVELY IDENTIFIED COMPOUNDS

PARAMETER	CAS #	ESTIMATED RESULT		RETENTION TIME	UNITS
1-Methyl-4-(1-methylethyl)-cyc	99-82-1	11 NJ	M	9.2514	ug/kg
Isocamphane	0-00-0	10 NJ	M	9.3974	ug/kg

NOTE(S):

M: Result was measured against nearest internal standard assuming a response factor of 1.

Tetra Tech NUS, Inc

Client Sample ID: SB-504-0810

GC/MS Volatiles

Lot-Sample #...: A7K290236-015 **Work Order #...:** KC4VK1AG **Matrix.....:** SO
Date Sampled...: 11/27/07 13:55 **Date Received..:** 11/29/07
Prep Date.....: 12/05/07 **Analysis Date..:** 12/05/07
Prep Batch #...: 7340186
Dilution Factor: 1 **Initial Wgt/Vol:** 5 g **Final Wgt/Vol..:** 5 mL
% Moisture.....: 14 **Method.....:** SW846 8260B

PARAMETER	RESULT	REPORTING LIMIT	UNITS	MDL
Dibromomethane	ND	5.8	ug/kg	0.73
Diisopropyl Ether (DIPE)	ND	12	ug/kg	1.7
1,2,3-Trimethylbenzene	**0.35 J**	**5.8**	**ug/kg**	**0.20**
Ethyl-t-Butyl Ether (ETBE)	ND	5.8	ug/kg	0.26
Tert-amyl methyl ether (TAME)	ND	5.8	ug/kg	0.43
Dichlorodifluoromethane	ND	5.8	ug/kg	0.58
cis-1,2-Dichloroethylene	ND	5.8	ug/kg	0.42
trans-1,2-Dichloroethylene	ND	5.8	ug/kg	0.48
Trichlorofluoromethane	ND	5.8	ug/kg	0.40
o-Xylene	**0.80 J**	**5.8**	**ug/kg**	**0.41**
m-Xylene & p-Xylene	ND	12	ug/kg	1.4
Bromobenzene	ND	5.8	ug/kg	0.83
Bromochloromethane	ND	5.8	ug/kg	0.83
n-Butylbenzene	ND	5.8	ug/kg	0.27
sec-Butylbenzene	ND	5.8	ug/kg	0.21
tert-Butylbenzene	ND	5.8	ug/kg	0.34
1,2-Dibromo-3-chloro-propane	ND	12	ug/kg	1.5
2-Chloroethyl vinyl ether	ND	12	ug/kg	1.6
2-Chlorotoluene	ND	5.8	ug/kg	0.47
4-Chlorotoluene	ND	5.8	ug/kg	0.48
1,2-Dibromoethane	ND	5.8	ug/kg	0.58
1,2-Dichlorobenzene	ND	5.8	ug/kg	0.42
1,3-Dichlorobenzene	ND	5.8	ug/kg	0.41
1,4-Dichlorobenzene	ND	5.8	ug/kg	0.77
1,3-Dichloropropane	ND	5.8	ug/kg	0.40
2,2-Dichloropropane	ND	5.8	ug/kg	1.1
1,1-Dichloropropene	ND	5.8	ug/kg	0.35
Hexachlorobutadiene	ND	5.8	ug/kg	1.4
Isopropylbenzene	ND	5.8	ug/kg	0.19
p-Isopropyltoluene	**1.6 J**	**5.8**	**ug/kg**	**0.24**
tert-Butyl alcohol	ND	120	ug/kg	8.8
Naphthalene	**2.4 J,B**	**5.8**	**ug/kg**	**0.22**
n-Propylbenzene	ND	5.8	ug/kg	0.47
1,1,1,2-Tetrachloroethane	ND	5.8	ug/kg	0.72
1,2,3-Trichlorobenzene	ND	5.8	ug/kg	0.44
1,2,4-Trichloro-benzene	**0.63 J,B**	**5.8**	**ug/kg**	**0.31**

(Continued on next page)

Tetra Tech NUS, Inc

Client Sample ID: SB-504-0810

GC/MS Volatiles

Lot-Sample #...: A7K290236-015 **Work Order #...:** KC4VK1AG **Matrix.....:** SO

PARAMETER	RESULT	REPORTING LIMIT	UNITS	MDL
1,2,3-Trichloropropane	ND	5.8	ug/kg	1.0
1,1,2-Trichloro-1,2,2-trifluoroethane	ND	5.8	ug/kg	1.5
1,2,4-Trimethylbenzene	**1.2 J**	**5.8**	**ug/kg**	**0.76**
Vinyl acetate	ND	12	ug/kg	0.29
Methyl tert-butyl ether	ND	12	ug/kg	0.50
Chloromethane	ND	5.8	ug/kg	0.48
Bromomethane	ND	5.8	ug/kg	0.63
Vinyl chloride	ND	5.8	ug/kg	0.45
Chloroethane	ND	5.8	ug/kg	1.0
Methylene chloride	**3.7 J,B**	**5.8**	**ug/kg**	**0.78**
Acetone	**74**	**12**	**ug/kg**	**7.3**
Carbon disulfide	**2.4 J**	**5.8**	**ug/kg**	**0.51**
1,1-Dichloroethene	ND	5.8	ug/kg	0.60
1,1-Dichloroethane	ND	5.8	ug/kg	0.42
Chloroform	ND	5.8	ug/kg	0.34
1,2-Dichloroethane	ND	5.8	ug/kg	0.40
2-Butanone	**4.3 J**	**12**	**ug/kg**	**1.6**
1,1,1-Trichloroethane	ND	5.8	ug/kg	0.65
Carbon tetrachloride	ND	5.8	ug/kg	0.43
Bromodichloromethane	ND	5.8	ug/kg	0.33
1,2-Dichloropropane	ND	5.8	ug/kg	0.80
cis-1,3-Dichloropropene	ND	5.8	ug/kg	0.40
Trichloroethene	ND	5.8	ug/kg	0.49
Dibromochloromethane	ND	5.8	ug/kg	0.64
Benzene	**0.78 J**	**5.8**	**ug/kg**	**0.27**
trans-1,3-Dichloropropene	ND	5.8	ug/kg	0.63
Bromoform	ND	5.8	ug/kg	0.38
4-Methyl-2-pentanone	ND	12	ug/kg	0.63
2-Hexanone	ND	12	ug/kg	0.73
Tetrachloroethene	ND	5.8	ug/kg	0.60
1,1,2,2-Tetrachloroethane	ND	5.8	ug/kg	0.40
Toluene	**0.47 J**	**5.8**	**ug/kg**	**0.31**
Chlorobenzene	ND	5.8	ug/kg	0.38
Ethylbenzene	ND	5.8	ug/kg	0.30
Styrene	ND	5.8	ug/kg	0.17
Xylenes (total)	**1.5 J**	**12**	**ug/kg**	**0.78**

SURROGATE	PERCENT RECOVERY	RECOVERY LIMITS
Dibromofluoromethane	80	(59 - 138)
1,2-Dichloroethane-d4	87	(61 - 130)
Toluene-d8	80	(60 - 143)
4-Bromofluorobenzene	86	(47 - 158)

(Continued on next page)

Tetra Tech NUS, Inc

Client Sample ID: SB-504-0810

GC/MS Volatiles

Lot-Sample #...: A7K290236-015 Work Order #...: KC4VK1AG Matrix.....: SO

NOTE(S):

Results and reporting limits have been adjusted for dry weight.

J Estimated result. Result is less than RL.

B Method blank contamination. The associated method blank contains the target analyte at a reportable level.

Tetra Tech NUS, Inc

SB-504-0810

GC/MS Volatiles

Lot-Sample #: A7K290236-015 **Work Order #:** KC4VK1AG **Matrix:** SO

MASS SPECTROMETER/DATA SYSTEM (MSDS) TENTATIVELY IDENTIFIED COMPOUNDS

PARAMETER	CAS #	ESTIMATED RESULT	RETENTION TIME	UNITS
None				ug/kg

Tetra Tech NUS, Inc

Client Sample ID: SB-505-0001

GC/MS Volatiles

Lot-Sample #...: A7K290236-016 **Work Order #...:** KC4VM1AG **Matrix.....:** SO
Date Sampled...: 11/27/07 14:25 **Date Received..:** 11/29/07
Prep Date.....: 12/06/07 **Analysis Date..:** 12/06/07
Prep Batch #...: 7340186
Dilution Factor: 1 **Initial Wgt/Vol:** 5 g **Final Wgt/Vol..:** 5 mL
% Moisture.....: 17 **Method.....:** SW846 8260B

PARAMETER	RESULT	REPORTING LIMIT	UNITS	MDL
Dibromomethane	ND	6.0	ug/kg	0.76
Diisopropyl Ether (DIPE)	ND	12	ug/kg	1.8
1,2,3-Trimethylbenzene	ND	6.0	ug/kg	0.21
Ethyl-t-Butyl Ether (ETBE)	ND	6.0	ug/kg	0.27
Tert-amyl methyl ether (TAME)	ND	6.0	ug/kg	0.45
Dichlorodifluoromethane	ND	6.0	ug/kg	0.60
cis-1,2-Dichloroethylene	ND	6.0	ug/kg	0.43
trans-1,2-Dichloroethylene	ND	6.0	ug/kg	0.49
Trichlorofluoromethane	ND	6.0	ug/kg	0.41
o-Xylene	ND	6.0	ug/kg	0.42
m-Xylene & p-Xylene	ND	12	ug/kg	1.4
Bromobenzene	ND	6.0	ug/kg	0.86
Bromochloromethane	ND	6.0	ug/kg	0.86
n-Butylbenzene	ND	6.0	ug/kg	0.28
sec-Butylbenzene	ND	6.0	ug/kg	0.22
tert-Butylbenzene	ND	6.0	ug/kg	0.35
1,2-Dibromo-3-chloro-propane	ND	12	ug/kg	1.6
2-Chloroethyl vinyl ether	ND	12	ug/kg	1.7
2-Chlorotoluene	ND	6.0	ug/kg	0.48
4-Chlorotoluene	ND	6.0	ug/kg	0.49
1,2-Dibromoethane	ND	6.0	ug/kg	0.60
1,2-Dichlorobenzene	ND	6.0	ug/kg	0.43
1,3-Dichlorobenzene	ND	6.0	ug/kg	0.42
1,4-Dichlorobenzene	ND	6.0	ug/kg	0.80
1,3-Dichloropropane	ND	6.0	ug/kg	0.41
2,2-Dichloropropane	ND	6.0	ug/kg	1.1
1,1-Dichloropropene	ND	6.0	ug/kg	0.36
Hexachlorobutadiene	ND	6.0	ug/kg	1.4
Isopropylbenzene	ND	6.0	ug/kg	0.19
p-Isopropyltoluene	ND	6.0	ug/kg	0.25
tert-Butyl alcohol	ND	120	ug/kg	9.2
Naphthalene	ND	6.0	ug/kg	0.23
n-Propylbenzene	ND	6.0	ug/kg	0.48
1,1,1,2-Tetrachloroethane	ND	6.0	ug/kg	0.75
1,2,3-Trichlorobenzene	ND	6.0	ug/kg	0.46
1,2,4-Trichloro-benzene	ND	6.0	ug/kg	0.33

(Continued on next page)

Tetra Tech NUS, Inc

Client Sample ID: SB-505-0001

GC/MS Volatiles

Lot-Sample #...: A7K290236-016 **Work Order #...:** KC4VM1AG **Matrix.....:** SO

PARAMETER	RESULT	REPORTING LIMIT	UNITS	MDL
1,2,3-Trichloropropane	ND	6.0	ug/kg	1.1
1,1,2-Trichloro-1,2,2-trifluoroethane	ND	6.0	ug/kg	1.6
1,2,4-Trimethylbenzene	ND	6.0	ug/kg	0.78
Vinyl acetate	ND	12	ug/kg	0.30
Methyl tert-butyl ether	ND	12	ug/kg	0.52
Chloromethane	ND	6.0	ug/kg	0.49
Bromomethane	ND	6.0	ug/kg	0.65
Vinyl chloride	ND	6.0	ug/kg	0.47
Chloroethane	ND	6.0	ug/kg	1.0
Methylene chloride	**1.7 J,B**	**6.0**	**ug/kg**	**0.81**
Acetone	ND	12	ug/kg	7.6
Carbon disulfide	ND	6.0	ug/kg	0.53
1,1-Dichloroethene	ND	6.0	ug/kg	0.63
1,1-Dichloroethane	ND	6.0	ug/kg	0.43
Chloroform	ND	6.0	ug/kg	0.35
1,2-Dichloroethane	ND	6.0	ug/kg	0.41
2-Butanone	ND	12	ug/kg	1.7
1,1,1-Trichloroethane	ND	6.0	ug/kg	0.68
Carbon tetrachloride	ND	6.0	ug/kg	0.45
Bromodichloromethane	ND	6.0	ug/kg	0.34
1,2-Dichloropropane	ND	6.0	ug/kg	0.83
cis-1,3-Dichloropropene	ND	6.0	ug/kg	0.41
Trichloroethene	ND	6.0	ug/kg	0.51
Dibromochloromethane	ND	6.0	ug/kg	0.66
Benzene	ND	6.0	ug/kg	0.28
trans-1,3-Dichloropropene	ND	6.0	ug/kg	0.65
Bromoform	ND	6.0	ug/kg	0.40
4-Methyl-2-pentanone	ND	12	ug/kg	0.65
2-Hexanone	ND	12	ug/kg	0.76
Tetrachloroethene	ND	6.0	ug/kg	0.63
1,1,2,2-Tetrachloroethane	ND	6.0	ug/kg	0.41
Toluene	ND	6.0	ug/kg	0.33
Chlorobenzene	ND	6.0	ug/kg	0.40
Ethylbenzene	ND	6.0	ug/kg	0.31
Styrene	ND	6.0	ug/kg	0.18
Xylenes (total)	ND	12	ug/kg	0.81

SURROGATE	PERCENT RECOVERY	RECOVERY LIMITS
Dibromofluoromethane	79	(59 - 138)
1,2-Dichloroethane-d4	83	(61 - 130)
Toluene-d8	81	(60 - 143)
4-Bromofluorobenzene	86	(47 - 158)

(Continued on next page)

Tetra Tech NUS, Inc

Client Sample ID: SB-505-0001

GC/MS Volatiles

Lot-Sample #...: A7K290236-016 **Work Order #...:** KC4VM1AG **Matrix.....:** SO

NOTE(S):

Results and reporting limits have been adjusted for dry weight.

J Estimated result. Result is less than RL.

B Method blank contamination. The associated method blank contains the target analyte at a reportable level.

Tetra Tech NUS, Inc

SB-505-0001

GC/MS Volatiles

Lot-Sample #: A7K290236-016 **Work Order #:** KC4VM1AG **Matrix:** SO

MASS SPECTROMETER/DATA SYSTEM (MSDS) TENTATIVELY IDENTIFIED COMPOUNDS

PARAMETER	CAS #	ESTIMATED RESULT	RETENTION TIME	UNITS
None				ug/kg

Tetra Tech NUS, Inc

Client Sample ID: SB-505-0406

GC/MS Volatiles

Lot-Sample #...: A7K290236-017 **Work Order #...:** KC4VQ1AG **Matrix.....:** SO
Date Sampled...: 11/27/07 14:30 **Date Received..:** 11/29/07
Prep Date.....: 12/06/07 **Analysis Date..:** 12/06/07
Prep Batch #...: 7340186
Dilution Factor: 1 **Initial Wgt/Vol:** 5 g **Final Wgt/Vol..:** 5 mL
% Moisture.....: 14 **Method.....:** SW846 8260B

PARAMETER	RESULT	REPORTING LIMIT	UNITS	MDL
Dibromomethane	ND	5.8	ug/kg	0.73
Diisopropyl Ether (DIPE)	ND	12	ug/kg	1.7
1,2,3-Trimethylbenzene	ND	5.8	ug/kg	0.20
Ethyl-t-Butyl Ether (ETBE)	ND	5.8	ug/kg	0.26
Tert-amyl methyl ether (TAME)	ND	5.8	ug/kg	0.43
Dichlorodifluoromethane	ND	5.8	ug/kg	0.58
cis-1,2-Dichloroethylene	ND	5.8	ug/kg	0.42
trans-1,2-Dichloroethylene	ND	5.8	ug/kg	0.48
Trichlorofluoromethane	ND	5.8	ug/kg	0.40
o-Xylene	ND	5.8	ug/kg	0.41
m-Xylene & p-Xylene	ND	12	ug/kg	1.4
Bromobenzene	ND	5.8	ug/kg	0.83
Bromochloromethane	ND	5.8	ug/kg	0.83
n-Butylbenzene	ND	5.8	ug/kg	0.27
sec-Butylbenzene	ND	5.8	ug/kg	0.21
tert-Butylbenzene	ND	5.8	ug/kg	0.34
1,2-Dibromo-3-chloro-propane	ND	12	ug/kg	1.5
2-Chloroethyl vinyl ether	ND	12	ug/kg	1.6
2-Chlorotoluene	ND	5.8	ug/kg	0.47
4-Chlorotoluene	ND	5.8	ug/kg	0.48
1,2-Dibromoethane	ND	5.8	ug/kg	0.58
1,2-Dichlorobenzene	ND	5.8	ug/kg	0.42
1,3-Dichlorobenzene	ND	5.8	ug/kg	0.41
1,4-Dichlorobenzene	ND	5.8	ug/kg	0.77
1,3-Dichloropropane	ND	5.8	ug/kg	0.40
2,2-Dichloropropane	ND	5.8	ug/kg	1.1
1,1-Dichloropropene	ND	5.8	ug/kg	0.35
Hexachlorobutadiene	ND	5.8	ug/kg	1.4
Isopropylbenzene	ND	5.8	ug/kg	0.19
p-Isopropyltoluene	ND	5.8	ug/kg	0.24
tert-Butyl alcohol	ND	120	ug/kg	8.9
Naphthalene	ND	5.8	ug/kg	0.22
n-Propylbenzene	ND	5.8	ug/kg	0.47
1,1,1,2-Tetrachloroethane	ND	5.8	ug/kg	0.72
1,2,3-Trichlorobenzene	ND	5.8	ug/kg	0.44
1,2,4-Trichloro-benzene	ND	5.8	ug/kg	0.31

(Continued on next page)

Tetra Tech NUS, Inc

Client Sample ID: SB-505-0406

GC/MS Volatiles

Lot-Sample #...: A7K290236-017 **Work Order #...:** KC4VQ1AG **Matrix.....:** SO

PARAMETER	RESULT	REPORTING LIMIT	UNITS	MDL
1,2,3-Trichloropropane	ND	5.8	ug/kg	1.0
1,1,2-Trichloro-1,2,2-trifluoroethane	ND	5.8	ug/kg	1.5
1,2,4-Trimethylbenzene	ND	5.8	ug/kg	0.76
Vinyl acetate	ND	12	ug/kg	0.29
Methyl tert-butyl ether	ND	12	ug/kg	0.50
Chloromethane	ND	5.8	ug/kg	0.48
Bromomethane	ND	5.8	ug/kg	0.63
Vinyl chloride	ND	5.8	ug/kg	0.45
Chloroethane	ND	5.8	ug/kg	1.0
Methylene chloride	**3.1 J,B**	**5.8**	**ug/kg**	**0.78**
Acetone	ND	12	ug/kg	7.3
Carbon disulfide	ND	5.8	ug/kg	0.51
1,1-Dichloroethene	ND	5.8	ug/kg	0.61
1,1-Dichloroethane	ND	5.8	ug/kg	0.42
Chloroform	ND	5.8	ug/kg	0.34
1,2-Dichloroethane	ND	5.8	ug/kg	0.40
2-Butanone	ND	12	ug/kg	1.6
1,1,1-Trichloroethane	ND	5.8	ug/kg	0.65
Carbon tetrachloride	ND	5.8	ug/kg	0.43
Bromodichloromethane	ND	5.8	ug/kg	0.33
1,2-Dichloropropane	ND	5.8	ug/kg	0.80
cis-1,3-Dichloropropene	ND	5.8	ug/kg	0.40
Trichloroethene	ND	5.8	ug/kg	0.49
Dibromochloromethane	ND	5.8	ug/kg	0.64
Benzene	ND	5.8	ug/kg	0.27
trans-1,3-Dichloropropene	ND	5.8	ug/kg	0.63
Bromoform	ND	5.8	ug/kg	0.38
4-Methyl-2-pentanone	ND	12	ug/kg	0.63
2-Hexanone	ND	12	ug/kg	0.73
Tetrachloroethene	ND	5.8	ug/kg	0.61
1,1,2,2-Tetrachloroethane	ND	5.8	ug/kg	0.40
Toluene	ND	5.8	ug/kg	0.31
Chlorobenzene	ND	5.8	ug/kg	0.38
Ethylbenzene	ND	5.8	ug/kg	0.30
Styrene	ND	5.8	ug/kg	0.17
Xylenes (total)	ND	12	ug/kg	0.78

SURROGATE	PERCENT RECOVERY	RECOVERY LIMITS
Dibromofluoromethane	78	(59 - 138)
1,2-Dichloroethane-d4	83	(61 - 130)
Toluene-d8	82	(60 - 143)
4-Bromofluorobenzene	86	(47 - 158)

(Continued on next page)

Tetra Tech NUS, Inc

Client Sample ID: SB-505-0406

GC/MS Volatiles

Lot-Sample #...: A7K290236-017 Work Order #...: KC4VQ1AG Matrix.....: SO

NOTE(S):

Results and reporting limits have been adjusted for dry weight.

J Estimated result. Result is less than RL.

B Method blank contamination. The associated method blank contains the target analyte at a reportable level.

Tetra Tech NUS, Inc

SB-505-0406

GC/MS Volatiles

Lot-Sample #: A7K290236-017 **Work Order #:** KC4VQ1AG **Matrix:** SO

MASS SPECTROMETER/DATA SYSTEM (MSDS) TENTATIVELY IDENTIFIED COMPOUNDS

PARAMETER	CAS #	ESTIMATED RESULT	RETENTION TIME	UNITS
None				ug/kg

Tetra Tech NUS, Inc

Client Sample ID: SB-505-0810

GC/MS Volatiles

Lot-Sample #...: A7K290236-018 **Work Order #...:** KC4VR1AG **Matrix.....:** SO
Date Sampled...: 11/27/07 14:35 **Date Received..:** 11/29/07
Prep Date.....: 12/06/07 **Analysis Date..:** 12/06/07
Prep Batch #...: 7340186
Dilution Factor: 1 **Initial Wgt/Vol:** 5 g **Final Wgt/Vol..:** 5 mL
% Moisture.....: 20 **Method.....:** SW846 8260B

PARAMETER	RESULT	REPORTING LIMIT	UNITS	MDL
Dibromomethane	ND	6.3	ug/kg	0.79
Diisopropyl Ether (DIPE)	ND	13	ug/kg	1.9
1,2,3-Trimethylbenzene	ND	6.3	ug/kg	0.21
Ethyl-t-Butyl Ether (ETBE)	ND	6.3	ug/kg	0.28
Tert-amyl methyl ether (TAME)	ND	6.3	ug/kg	0.46
Dichlorodifluoromethane	ND	6.3	ug/kg	0.63
cis-1,2-Dichloroethylene	ND	6.3	ug/kg	0.45
trans-1,2-Dichloroethylene	ND	6.3	ug/kg	0.51
Trichlorofluoromethane	ND	6.3	ug/kg	0.43
o-Xylene	ND	6.3	ug/kg	0.44
m-Xylene & p-Xylene	ND	13	ug/kg	1.5
Bromobenzene	ND	6.3	ug/kg	0.89
Bromochloromethane	ND	6.3	ug/kg	0.89
n-Butylbenzene	ND	6.3	ug/kg	0.29
sec-Butylbenzene	ND	6.3	ug/kg	0.23
tert-Butylbenzene	ND	6.3	ug/kg	0.36
1,2-Dibromo-3-chloro-propane	ND	13	ug/kg	1.6
2-Chloroethyl vinyl ether	ND	13	ug/kg	1.8
2-Chlorotoluene	ND	6.3	ug/kg	0.50
4-Chlorotoluene	ND	6.3	ug/kg	0.51
1,2-Dibromoethane	ND	6.3	ug/kg	0.63
1,2-Dichlorobenzene	ND	6.3	ug/kg	0.45
1,3-Dichlorobenzene	ND	6.3	ug/kg	0.44
1,4-Dichlorobenzene	ND	6.3	ug/kg	0.83
1,3-Dichloropropane	ND	6.3	ug/kg	0.43
2,2-Dichloropropane	ND	6.3	ug/kg	1.2
1,1-Dichloropropene	ND	6.3	ug/kg	0.38
Hexachlorobutadiene	ND	6.3	ug/kg	1.5
Isopropylbenzene	ND	6.3	ug/kg	0.20
p-Isopropyltoluene	ND	6.3	ug/kg	0.26
tert-Butyl alcohol	ND	130	ug/kg	9.5
Naphthalene	ND	6.3	ug/kg	0.24
n-Propylbenzene	ND	6.3	ug/kg	0.50
1,1,1,2-Tetrachloroethane	ND	6.3	ug/kg	0.78
1,2,3-Trichlorobenzene	ND	6.3	ug/kg	0.48
1,2,4-Trichloro-benzene	**0.45 J,B**	**6.3**	**ug/kg**	**0.34**

(Continued on next page)

Tetra Tech NUS, Inc

Client Sample ID: SB-505-0810

GC/MS Volatiles

Lot-Sample #...: A7K290236-018 **Work Order #...:** KC4VR1AG **Matrix.....:** SO

PARAMETER	RESULT	REPORTING LIMIT	UNITS	MDL
1,2,3-Trichloropropane	ND	6.3	ug/kg	1.1
1,1,2-Trichloro-1,2,2-trifluoroethane	ND	6.3	ug/kg	1.6
1,2,4-Trimethylbenzene	ND	6.3	ug/kg	0.82
Vinyl acetate	ND	13	ug/kg	0.31
Methyl tert-butyl ether	ND	13	ug/kg	0.54
Chloromethane	ND	6.3	ug/kg	0.51
Bromomethane	ND	6.3	ug/kg	0.68
Vinyl chloride	ND	6.3	ug/kg	0.49
Chloroethane	ND	6.3	ug/kg	1.1
Methylene chloride	**2.5 J,B**	**6.3**	**ug/kg**	**0.84**
Acetone	ND	13	ug/kg	7.9
Carbon disulfide	ND	6.3	ug/kg	0.55
1,1-Dichloroethene	ND	6.3	ug/kg	0.65
1,1-Dichloroethane	ND	6.3	ug/kg	0.45
Chloroform	ND	6.3	ug/kg	0.36
1,2-Dichloroethane	ND	6.3	ug/kg	0.43
2-Butanone	ND	13	ug/kg	1.8
1,1,1-Trichloroethane	ND	6.3	ug/kg	0.70
Carbon tetrachloride	ND	6.3	ug/kg	0.46
Bromodichloromethane	ND	6.3	ug/kg	0.35
1,2-Dichloropropane	ND	6.3	ug/kg	0.87
cis-1,3-Dichloropropene	ND	6.3	ug/kg	0.43
Trichloroethene	ND	6.3	ug/kg	0.53
Dibromochloromethane	ND	6.3	ug/kg	0.69
Benzene	ND	6.3	ug/kg	0.29
trans-1,3-Dichloropropene	ND	6.3	ug/kg	0.68
Bromoform	ND	6.3	ug/kg	0.41
4-Methyl-2-pentanone	ND	13	ug/kg	0.68
2-Hexanone	ND	13	ug/kg	0.79
Tetrachloroethene	ND	6.3	ug/kg	0.65
1,1,2,2-Tetrachloroethane	ND	6.3	ug/kg	0.43
Toluene	ND	6.3	ug/kg	0.34
Chlorobenzene	ND	6.3	ug/kg	0.41
Ethylbenzene	ND	6.3	ug/kg	0.33
Styrene	ND	6.3	ug/kg	0.19
Xylenes (total)	ND	13	ug/kg	0.84

SURROGATE	PERCENT RECOVERY	RECOVERY LIMITS
Dibromofluoromethane	78	(59 - 138)
1,2-Dichloroethane-d4	84	(61 - 130)
Toluene-d8	82	(60 - 143)
4-Bromofluorobenzene	85	(47 - 158)

(Continued on next page)

Tetra Tech NUS, Inc

Client Sample ID: SB-505-0810

GC/MS Volatiles

Lot-Sample #...: A7K290236-018 Work Order #...: KC4VR1AG Matrix.....: SO

NOTE(S):

Results and reporting limits have been adjusted for dry weight.

J Estimated result. Result is less than RL.

B Method blank contamination. The associated method blank contains the target analyte at a reportable level.

Tetra Tech NUS, Inc

SB-505-0810

GC/MS Volatiles

Lot-Sample #: A7K290236-018 **Work Order #:** KC4VR1AG **Matrix:** SO

MASS SPECTROMETER/DATA SYSTEM (MSDS) TENTATIVELY IDENTIFIED COMPOUNDS

PARAMETER	CAS #	ESTIMATED RESULT	RETENTION TIME	UNITS
None				ug/kg

Tetra Tech NUS, Inc

Client Sample ID: DUP-01

GC/MS Volatiles

Lot-Sample #...: A7K290236-019 **Work Order #...:** KC4VW1AG **Matrix.....:** SO
Date Sampled...: 11/27/07 **Date Received..:** 11/29/07
Prep Date.....: 12/06/07 **Analysis Date..:** 12/06/07
Prep Batch #...: 7340186
Dilution Factor: 1 **Initial Wgt/Vol:** 5 g **Final Wgt/Vol..:** 5 mL
% Moisture.....: 23 **Method.....:** SW846 8260B

PARAMETER	RESULT	REPORTING LIMIT	UNITS	MDL
Dibromomethane	ND	6.5	ug/kg	0.82
Diisopropyl Ether (DIPE)	ND	13	ug/kg	1.9
1,2,3-Trimethylbenzene	ND	6.5	ug/kg	0.22
Ethyl-t-Butyl Ether (ETBE)	ND	6.5	ug/kg	0.28
Tert-amyl methyl ether (TAME)	ND	6.5	ug/kg	0.48
Dichlorodifluoromethane	ND	6.5	ug/kg	0.65
cis-1,2-Dichloroethylene	ND	6.5	ug/kg	0.47
trans-1,2-Dichloroethylene	ND	6.5	ug/kg	0.53
Trichlorofluoromethane	ND	6.5	ug/kg	0.44
o-Xylene	ND	6.5	ug/kg	0.45
m-Xylene & p-Xylene	ND	13	ug/kg	1.6
Bromobenzene	ND	6.5	ug/kg	0.92
Bromochloromethane	ND	6.5	ug/kg	0.92
n-Butylbenzene	ND	6.5	ug/kg	0.30
sec-Butylbenzene	ND	6.5	ug/kg	0.23
tert-Butylbenzene	ND	6.5	ug/kg	0.38
1,2-Dibromo-3-chloro-propane	ND	13	ug/kg	1.7
2-Chloroethyl vinyl ether	ND	13	ug/kg	1.8
2-Chlorotoluene	ND	6.5	ug/kg	0.52
4-Chlorotoluene	ND	6.5	ug/kg	0.53
1,2-Dibromoethane	ND	6.5	ug/kg	0.65
1,2-Dichlorobenzene	ND	6.5	ug/kg	0.47
1,3-Dichlorobenzene	ND	6.5	ug/kg	0.45
1,4-Dichlorobenzene	ND	6.5	ug/kg	0.85
1,3-Dichloropropane	ND	6.5	ug/kg	0.44
2,2-Dichloropropane	ND	6.5	ug/kg	1.2
1,1-Dichloropropene	ND	6.5	ug/kg	0.39
Hexachlorobutadiene	ND	6.5	ug/kg	1.6
Isopropylbenzene	ND	6.5	ug/kg	0.21
p-Isopropyltoluene	ND	6.5	ug/kg	0.27
tert-Butyl alcohol	ND	130	ug/kg	9.8
Naphthalene	ND	6.5	ug/kg	0.25
n-Propylbenzene	ND	6.5	ug/kg	0.52
1,1,1,2-Tetrachloroethane	ND	6.5	ug/kg	0.80
1,2,3-Trichlorobenzene	ND	6.5	ug/kg	0.49
1,2,4-Trichloro-benzene	ND	6.5	ug/kg	0.35

(Continued on next page)

Tetra Tech NUS, Inc

Client Sample ID: DUP-01

GC/MS Volatiles

Lot-Sample #...: A7K290236-019 **Work Order #...:** KC4VW1AG **Matrix.....:** SO

PARAMETER	RESULT	REPORTING LIMIT	UNITS	MDL
1,2,3-Trichloropropane	ND	6.5	ug/kg	1.2
1,1,2-Trichloro-1,2,2-trifluoroethane	ND	6.5	ug/kg	1.7
1,2,4-Trimethylbenzene	ND	6.5	ug/kg	0.84
Vinyl acetate	ND	13	ug/kg	0.32
Methyl tert-butyl ether	ND	13	ug/kg	0.56
Chloromethane	ND	6.5	ug/kg	0.53
Bromomethane	ND	6.5	ug/kg	0.70
Vinyl chloride	ND	6.5	ug/kg	0.51
Chloroethane	ND	6.5	ug/kg	1.1
Methylene chloride	**3.2 J,B**	**6.5**	**ug/kg**	**0.87**
Acetone	ND	13	ug/kg	8.2
Carbon disulfide	ND	6.5	ug/kg	0.57
1,1-Dichloroethene	ND	6.5	ug/kg	0.67
1,1-Dichloroethane	ND	6.5	ug/kg	0.47
Chloroform	ND	6.5	ug/kg	0.38
1,2-Dichloroethane	ND	6.5	ug/kg	0.44
2-Butanone	ND	13	ug/kg	1.8
1,1,1-Trichloroethane	ND	6.5	ug/kg	0.73
Carbon tetrachloride	ND	6.5	ug/kg	0.48
Bromodichloromethane	ND	6.5	ug/kg	0.36
1,2-Dichloropropane	ND	6.5	ug/kg	0.89
cis-1,3-Dichloropropene	ND	6.5	ug/kg	0.44
Trichloroethene	ND	6.5	ug/kg	0.54
Dibromochloromethane	ND	6.5	ug/kg	0.71
Benzene	ND	6.5	ug/kg	0.30
trans-1,3-Dichloropropene	ND	6.5	ug/kg	0.70
Bromoform	ND	6.5	ug/kg	0.43
4-Methyl-2-pentanone	ND	13	ug/kg	0.70
2-Hexanone	ND	13	ug/kg	0.82
Tetrachloroethene	ND	6.5	ug/kg	0.67
1,1,2,2-Tetrachloroethane	ND	6.5	ug/kg	0.44
Toluene	ND	6.5	ug/kg	0.35
Chlorobenzene	ND	6.5	ug/kg	0.43
Ethylbenzene	ND	6.5	ug/kg	0.34
Styrene	ND	6.5	ug/kg	0.19
Xylenes (total)	ND	13	ug/kg	0.87

SURROGATE	PERCENT RECOVERY	RECOVERY LIMITS
Dibromofluoromethane	79	(59 - 138)
1,2-Dichloroethane-d4	85	(61 - 130)
Toluene-d8	79	(60 - 143)
4-Bromofluorobenzene	87	(47 - 158)

(Continued on next page)

Tetra Tech NUS, Inc

Client Sample ID: DUP-01

GC/MS Volatiles

Lot-Sample #...: A7K290236-019 Work Order #...: KC4VW1AG Matrix.....: SO

NOTE(S):

Results and reporting limits have been adjusted for dry weight.

J Estimated result. Result is less than RL.

B Method blank contamination. The associated method blank contains the target analyte at a reportable level.

Tetra Tech NUS, Inc

DUP-01

GC/MS Volatiles

Lot-Sample #: A7K290236-019 **Work Order #:** KC4VW1AG **Matrix:** SO

MASS SPECTROMETER/DATA SYSTEM (MSDS) TENTATIVELY IDENTIFIED COMPOUNDS

PARAMETER	CAS #	ESTIMATED RESULT	RETENTION TIME	UNITS
None				ug/kg

Tetra Tech NUS, Inc

Client Sample ID: SB-506-0001

GC/MS Volatiles

Lot-Sample #...: A7K290236-020 **Work Order #...:** KC4V31AG **Matrix.....:** SO
Date Sampled...: 11/28/07 09:34 **Date Received..:** 11/29/07
Prep Date.....: 12/06/07 **Analysis Date..:** 12/06/07
Prep Batch #...: 7340186
Dilution Factor: 1 **Initial Wgt/Vol:** 5 g **Final Wgt/Vol..:** 5 mL
% Moisture.....: 13 **Method.....:** SW846 8260B

PARAMETER	RESULT	REPORTING LIMIT	UNITS	MDL
Dibromomethane	ND	5.7	ug/kg	0.72
Diisopropyl Ether (DIPE)	ND	11	ug/kg	1.7
1,2,3-Trimethylbenzene	ND	5.7	ug/kg	0.19
Ethyl-t-Butyl Ether (ETBE)	ND	5.7	ug/kg	0.25
Tert-amyl methyl ether (TAME)	ND	5.7	ug/kg	0.42
Dichlorodifluoromethane	ND	5.7	ug/kg	0.57
cis-1,2-Dichloroethylene	ND	5.7	ug/kg	0.41
trans-1,2-Dichloroethylene	ND	5.7	ug/kg	0.47
Trichlorofluoromethane	ND	5.7	ug/kg	0.39
o-Xylene	ND	5.7	ug/kg	0.40
m-Xylene & p-Xylene	ND	11	ug/kg	1.4
Bromobenzene	ND	5.7	ug/kg	0.81
Bromochloromethane	ND	5.7	ug/kg	0.81
n-Butylbenzene	ND	5.7	ug/kg	0.26
sec-Butylbenzene	ND	5.7	ug/kg	0.21
tert-Butylbenzene	ND	5.7	ug/kg	0.33
1,2-Dibromo-3-chloro-propane	ND	11	ug/kg	1.5
2-Chloroethyl vinyl ether	ND	11	ug/kg	1.6
2-Chlorotoluene	ND	5.7	ug/kg	0.46
4-Chlorotoluene	ND	5.7	ug/kg	0.47
1,2-Dibromoethane	ND	5.7	ug/kg	0.57
1,2-Dichlorobenzene	ND	5.7	ug/kg	0.41
1,3-Dichlorobenzene	ND	5.7	ug/kg	0.40
1,4-Dichlorobenzene	ND	5.7	ug/kg	0.75
1,3-Dichloropropane	ND	5.7	ug/kg	0.39
2,2-Dichloropropane	ND	5.7	ug/kg	1.1
1,1-Dichloropropene	ND	5.7	ug/kg	0.34
Hexachlorobutadiene	ND	5.7	ug/kg	1.4
Isopropylbenzene	ND	5.7	ug/kg	0.18
p-Isopropyltoluene	ND	5.7	ug/kg	0.24
tert-Butyl alcohol	ND	110	ug/kg	8.7
Naphthalene	ND	5.7	ug/kg	0.22
n-Propylbenzene	ND	5.7	ug/kg	0.46
1,1,1,2-Tetrachloroethane	ND	5.7	ug/kg	0.71
1,2,3-Trichlorobenzene	ND	5.7	ug/kg	0.43
1,2,4-Trichloro-benzene	ND	5.7	ug/kg	0.31

(Continued on next page)

Tetra Tech NUS, Inc

Client Sample ID: SB-506-0001

GC/MS Volatiles

Lot-Sample #...: A7K290236-020 **Work Order #...:** KC4V31AG **Matrix.....:** SO

PARAMETER	RESULT	REPORTING LIMIT	UNITS	MDL
1,2,3-Trichloropropane	ND	5.7	ug/kg	1.0
1,1,2-Trichloro-1,2,2-trifluoroethane	ND	5.7	ug/kg	1.5
1,2,4-Trimethylbenzene	ND	5.7	ug/kg	0.74
Vinyl acetate	ND	11	ug/kg	0.29
Methyl tert-butyl ether	ND	11	ug/kg	0.49
Chloromethane	ND	5.7	ug/kg	0.47
Bromomethane	ND	5.7	ug/kg	0.62
Vinyl chloride	ND	5.7	ug/kg	0.45
Chloroethane	ND	5.7	ug/kg	0.98
Methylene chloride	**2.0 J,B**	**5.7**	**ug/kg**	**0.77**
Acetone	ND	11	ug/kg	7.2
Carbon disulfide	**0.95 J**	**5.7**	**ug/kg**	**0.50**
1,1-Dichloroethene	ND	5.7	ug/kg	0.59
1,1-Dichloroethane	ND	5.7	ug/kg	0.41
Chloroform	ND	5.7	ug/kg	0.33
1,2-Dichloroethane	ND	5.7	ug/kg	0.39
2-Butanone	ND	11	ug/kg	1.6
1,1,1-Trichloroethane	ND	5.7	ug/kg	0.64
Carbon tetrachloride	ND	5.7	ug/kg	0.42
Bromodichloromethane	ND	5.7	ug/kg	0.32
1,2-Dichloropropane	ND	5.7	ug/kg	0.79
cis-1,3-Dichloropropene	ND	5.7	ug/kg	0.39
Trichloroethene	ND	5.7	ug/kg	0.48
Dibromochloromethane	ND	5.7	ug/kg	0.63
Benzene	ND	5.7	ug/kg	0.26
trans-1,3-Dichloropropene	ND	5.7	ug/kg	0.62
Bromoform	ND	5.7	ug/kg	0.38
4-Methyl-2-pentanone	ND	11	ug/kg	0.62
2-Hexanone	ND	11	ug/kg	0.72
Tetrachloroethene	ND	5.7	ug/kg	0.59
1,1,2,2-Tetrachloroethane	ND	5.7	ug/kg	0.39
Toluene	ND	5.7	ug/kg	0.31
Chlorobenzene	ND	5.7	ug/kg	0.38
Ethylbenzene	ND	5.7	ug/kg	0.30
Styrene	ND	5.7	ug/kg	0.17
Xylenes (total)	ND	11	ug/kg	0.77

SURROGATE	PERCENT RECOVERY	RECOVERY LIMITS
Dibromofluoromethane	79	(59 - 138)
1,2-Dichloroethane-d4	82	(61 - 130)
Toluene-d8	79	(60 - 143)
4-Bromofluorobenzene	84	(47 - 158)

(Continued on next page)

Tetra Tech NUS, Inc

Client Sample ID: SB-506-0001

GC/MS Volatiles

Lot-Sample #...: A7K290236-020 Work Order #...: KC4V31AG Matrix.....: SO

NOTE(S):

Results and reporting limits have been adjusted for dry weight.

J Estimated result. Result is less than RL.

B Method blank contamination. The associated method blank contains the target analyte at a reportable level.

Tetra Tech NUS, Inc

SB-506-0001

GC/MS Volatiles

Lot-Sample #: A7K290236-020 **Work Order #:** KC4V31AG **Matrix:** SO

MASS SPECTROMETER/DATA SYSTEM (MSDS) TENTATIVELY IDENTIFIED COMPOUNDS

PARAMETER	CAS #	ESTIMATED RESULT	RETENTION TIME	UNITS
None				ug/kg

Tetra Tech NUS, Inc

Client Sample ID: SB-506-0406

GC/MS Volatiles

Lot-Sample #...: A7K290236-021 **Work Order #...:** KC4V51AG **Matrix.....:** SO
Date Sampled...: 11/28/07 09:52 **Date Received..:** 11/29/07
Prep Date.....: 12/06/07 **Analysis Date..:** 12/06/07
Prep Batch #...: 7340186
Dilution Factor: 1 **Initial Wgt/Vol:** 5 g **Final Wgt/Vol..:** 5 mL
% Moisture.....: 14 **Method.....:** SW846 8260B

PARAMETER	RESULT	REPORTING LIMIT	UNITS	MDL
Dibromomethane	ND	5.8	ug/kg	0.73
Diisopropyl Ether (DIPE)	ND	12	ug/kg	1.7
1,2,3-Trimethylbenzene	ND	5.8	ug/kg	0.20
Ethyl-t-Butyl Ether (ETBE)	ND	5.8	ug/kg	0.25
Tert-amyl methyl ether (TAME)	ND	5.8	ug/kg	0.43
Dichlorodifluoromethane	ND	5.8	ug/kg	0.58
cis-1,2-Dichloroethylene	ND	5.8	ug/kg	0.42
trans-1,2-Dichloroethylene	ND	5.8	ug/kg	0.47
Trichlorofluoromethane	ND	5.8	ug/kg	0.39
o-Xylene	ND	5.8	ug/kg	0.41
m-Xylene & p-Xylene	ND	12	ug/kg	1.4
Bromobenzene	ND	5.8	ug/kg	0.82
Bromochloromethane	ND	5.8	ug/kg	0.82
n-Butylbenzene	ND	5.8	ug/kg	0.27
sec-Butylbenzene	ND	5.8	ug/kg	0.21
tert-Butylbenzene	ND	5.8	ug/kg	0.34
1,2-Dibromo-3-chloro-propane	ND	12	ug/kg	1.5
2-Chloroethyl vinyl ether	ND	12	ug/kg	1.6
2-Chlorotoluene	ND	5.8	ug/kg	0.46
4-Chlorotoluene	ND	5.8	ug/kg	0.47
1,2-Dibromoethane	ND	5.8	ug/kg	0.58
1,2-Dichlorobenzene	ND	5.8	ug/kg	0.42
1,3-Dichlorobenzene	ND	5.8	ug/kg	0.41
1,4-Dichlorobenzene	ND	5.8	ug/kg	0.76
1,3-Dichloropropane	ND	5.8	ug/kg	0.39
2,2-Dichloropropane	ND	5.8	ug/kg	1.1
1,1-Dichloropropene	ND	5.8	ug/kg	0.35
Hexachlorobutadiene	ND	5.8	ug/kg	1.4
Isopropylbenzene	ND	5.8	ug/kg	0.19
p-Isopropyltoluene	ND	5.8	ug/kg	0.24
tert-Butyl alcohol	ND	120	ug/kg	8.8
Naphthalene	ND	5.8	ug/kg	0.22
n-Propylbenzene	ND	5.8	ug/kg	0.46
1,1,1,2-Tetrachloroethane	ND	5.8	ug/kg	0.72
1,2,3-Trichlorobenzene	ND	5.8	ug/kg	0.44
1,2,4-Trichloro-benzene	ND	5.8	ug/kg	0.31

(Continued on next page)

Tetra Tech NUS, Inc

Client Sample ID: SB-506-0406

GC/MS Volatiles

Lot-Sample #...: A7K290236-021 **Work Order #...:** KC4V51AG **Matrix.....:** SO

PARAMETER	RESULT	REPORTING LIMIT	UNITS	MDL
1,2,3-Trichloropropane	ND	5.8	ug/kg	1.0
1,1,2-Trichloro-1,2,2-trifluoroethane	ND	5.8	ug/kg	1.5
1,2,4-Trimethylbenzene	ND	5.8	ug/kg	0.75
Vinyl acetate	ND	12	ug/kg	0.29
Methyl tert-butyl ether	ND	12	ug/kg	0.50
Chloromethane	ND	5.8	ug/kg	0.47
Bromomethane	ND	5.8	ug/kg	0.62
Vinyl chloride	ND	5.8	ug/kg	0.45
Chloroethane	ND	5.8	ug/kg	1.0
Methylene chloride	**2.3 J,B**	**5.8**	**ug/kg**	**0.78**
Acetone	ND	12	ug/kg	7.3
Carbon disulfide	ND	5.8	ug/kg	0.51
1,1-Dichloroethene	ND	5.8	ug/kg	0.60
1,1-Dichloroethane	ND	5.8	ug/kg	0.42
Chloroform	ND	5.8	ug/kg	0.34
1,2-Dichloroethane	ND	5.8	ug/kg	0.39
2-Butanone	ND	12	ug/kg	1.6
1,1,1-Trichloroethane	ND	5.8	ug/kg	0.65
Carbon tetrachloride	ND	5.8	ug/kg	0.43
Bromodichloromethane	ND	5.8	ug/kg	0.32
1,2-Dichloropropane	ND	5.8	ug/kg	0.80
cis-1,3-Dichloropropene	ND	5.8	ug/kg	0.39
Trichloroethene	ND	5.8	ug/kg	0.49
Dibromochloromethane	ND	5.8	ug/kg	0.64
Benzene	ND	5.8	ug/kg	0.27
trans-1,3-Dichloropropene	ND	5.8	ug/kg	0.62
Bromoform	ND	5.8	ug/kg	0.38
4-Methyl-2-pentanone	ND	12	ug/kg	0.62
2-Hexanone	ND	12	ug/kg	0.73
Tetrachloroethene	ND	5.8	ug/kg	0.60
1,1,2,2-Tetrachloroethane	ND	5.8	ug/kg	0.39
Toluene	ND	5.8	ug/kg	0.31
Chlorobenzene	ND	5.8	ug/kg	0.38
Ethylbenzene	ND	5.8	ug/kg	0.30
Styrene	ND	5.8	ug/kg	0.17
Xylenes (total)	ND	12	ug/kg	0.78

SURROGATE	PERCENT RECOVERY	RECOVERY LIMITS
Dibromofluoromethane	79	(59 - 138)
1,2-Dichloroethane-d4	83	(61 - 130)
Toluene-d8	79	(60 - 143)
4-Bromofluorobenzene	86	(47 - 158)

(Continued on next page)

Tetra Tech NUS, Inc

Client Sample ID: SB-506-0406

GC/MS Volatiles

Lot-Sample #...: A7K290236-021 Work Order #...: KC4V51AG Matrix.....: SO

NOTE(S):

Results and reporting limits have been adjusted for dry weight.

J Estimated result. Result is less than RL.

B Method blank contamination. The associated method blank contains the target analyte at a reportable level.

Tetra Tech NUS, Inc

SB-506-0406

GC/MS Volatiles

Lot-Sample #: A7K290236-021 **Work Order #:** KC4V51AG **Matrix:** SO

MASS SPECTROMETER/DATA SYSTEM (MSDS) TENTATIVELY IDENTIFIED COMPOUNDS

PARAMETER	CAS #	ESTIMATED RESULT	RETENTION TIME	UNITS
None				ug/kg

Tetra Tech NUS, Inc

Client Sample ID: SB-506-0810

GC/MS Volatiles

Lot-Sample #...: A7K290236-022 **Work Order #...:** KC4V61AG **Matrix.....:** SO
Date Sampled...: 11/28/07 09:54 **Date Received..:** 11/29/07
Prep Date.....: 12/06/07 **Analysis Date..:** 12/06/07
Prep Batch #...: 7340186
Dilution Factor: 1 **Initial Wgt/Vol:** 5 g **Final Wgt/Vol..:** 5 mL
% Moisture.....: 21 **Method.....:** SW846 8260B

PARAMETER	RESULT	REPORTING LIMIT	UNITS	MDL
Dibromomethane	ND	6.4	ug/kg	0.80
Diisopropyl Ether (DIPE)	ND	13	ug/kg	1.9
1,2,3-Trimethylbenzene	ND	6.4	ug/kg	0.22
Ethyl-t-Butyl Ether (ETBE)	ND	6.4	ug/kg	0.28
Tert-amyl methyl ether (TAME)	ND	6.4	ug/kg	0.47
Dichlorodifluoromethane	ND	6.4	ug/kg	0.64
cis-1,2-Dichloroethylene	ND	6.4	ug/kg	0.46
trans-1,2-Dichloroethylene	ND	6.4	ug/kg	0.52
Trichlorofluoromethane	ND	6.4	ug/kg	0.43
o-Xylene	ND	6.4	ug/kg	0.45
m-Xylene & p-Xylene	ND	13	ug/kg	1.5
Bromobenzene	ND	6.4	ug/kg	0.90
Bromochloromethane	ND	6.4	ug/kg	0.90
n-Butylbenzene	ND	6.4	ug/kg	0.29
sec-Butylbenzene	ND	6.4	ug/kg	0.23
tert-Butylbenzene	ND	6.4	ug/kg	0.37
1,2-Dibromo-3-chloro-propane	ND	13	ug/kg	1.7
2-Chloroethyl vinyl ether	ND	13	ug/kg	1.8
2-Chlorotoluene	ND	6.4	ug/kg	0.51
4-Chlorotoluene	ND	6.4	ug/kg	0.52
1,2-Dibromoethane	ND	6.4	ug/kg	0.64
1,2-Dichlorobenzene	ND	6.4	ug/kg	0.46
1,3-Dichlorobenzene	ND	6.4	ug/kg	0.45
1,4-Dichlorobenzene	ND	6.4	ug/kg	0.84
1,3-Dichloropropane	ND	6.4	ug/kg	0.43
2,2-Dichloropropane	ND	6.4	ug/kg	1.2
1,1-Dichloropropene	ND	6.4	ug/kg	0.38
Hexachlorobutadiene	ND	6.4	ug/kg	1.5
Isopropylbenzene	ND	6.4	ug/kg	0.20
p-Isopropyltoluene	ND	6.4	ug/kg	0.27
tert-Butyl alcohol	ND	130	ug/kg	9.7
Naphthalene	ND	6.4	ug/kg	0.24
n-Propylbenzene	ND	6.4	ug/kg	0.51
1,1,1,2-Tetrachloroethane	ND	6.4	ug/kg	0.79
1,2,3-Trichlorobenzene	ND	6.4	ug/kg	0.48
1,2,4-Trichloro-benzene	ND	6.4	ug/kg	0.34

(Continued on next page)

Tetra Tech NUS, Inc

Client Sample ID: SB-506-0810

GC/MS Volatiles

Lot-Sample #...: A7K290236-022 **Work Order #...:** KC4V61AG **Matrix.....:** SO

PARAMETER	RESULT	REPORTING LIMIT	UNITS	MDL
1,2,3-Trichloropropane	ND	6.4	ug/kg	1.1
1,1,2-Trichloro-1,2,2-trifluoroethane	ND	6.4	ug/kg	1.7
1,2,4-Trimethylbenzene	**1.0 J**	**6.4**	**ug/kg**	**0.83**
Vinyl acetate	ND	13	ug/kg	0.32
Methyl tert-butyl ether	ND	13	ug/kg	0.55
Chloromethane	ND	6.4	ug/kg	0.52
Bromomethane	ND	6.4	ug/kg	0.69
Vinyl chloride	ND	6.4	ug/kg	0.50
Chloroethane	ND	6.4	ug/kg	1.1
Methylene chloride	**1.8 J,B**	**6.4**	**ug/kg**	**0.85**
Acetone	**14**	**13**	**ug/kg**	**8.0**
Carbon disulfide	**4.2 J**	**6.4**	**ug/kg**	**0.56**
1,1-Dichloroethene	ND	6.4	ug/kg	0.66
1,1-Dichloroethane	ND	6.4	ug/kg	0.46
Chloroform	ND	6.4	ug/kg	0.37
1,2-Dichloroethane	ND	6.4	ug/kg	0.43
2-Butanone	ND	13	ug/kg	1.8
1,1,1-Trichloroethane	ND	6.4	ug/kg	0.71
Carbon tetrachloride	ND	6.4	ug/kg	0.47
Bromodichloromethane	ND	6.4	ug/kg	0.36
1,2-Dichloropropane	ND	6.4	ug/kg	0.88
cis-1,3-Dichloropropene	ND	6.4	ug/kg	0.43
Trichloroethene	ND	6.4	ug/kg	0.53
Dibromochloromethane	ND	6.4	ug/kg	0.70
Benzene	ND	6.4	ug/kg	0.29
trans-1,3-Dichloropropene	ND	6.4	ug/kg	0.69
Bromoform	ND	6.4	ug/kg	0.42
4-Methyl-2-pentanone	ND	13	ug/kg	0.69
2-Hexanone	ND	13	ug/kg	0.80
Tetrachloroethene	ND	6.4	ug/kg	0.66
1,1,2,2-Tetrachloroethane	ND	6.4	ug/kg	0.43
Toluene	ND	6.4	ug/kg	0.34
Chlorobenzene	ND	6.4	ug/kg	0.42
Ethylbenzene	ND	6.4	ug/kg	0.33
Styrene	ND	6.4	ug/kg	0.19
Xylenes (total)	ND	13	ug/kg	0.85

SURROGATE	PERCENT RECOVERY	RECOVERY LIMITS
Dibromofluoromethane	81	(59 - 138)
1,2-Dichloroethane-d4	84	(61 - 130)
Toluene-d8	79	(60 - 143)
4-Bromofluorobenzene	86	(47 - 158)

(Continued on next page)

Tetra Tech NUS, Inc

Client Sample ID: SB-506-0810

GC/MS Volatiles

Lot-Sample #...: A7K290236-022 **Work Order #...:** KC4V61AG **Matrix.....:** SO

NOTE(S):

Results and reporting limits have been adjusted for dry weight.

J Estimated result. Result is less than RL.

B Method blank contamination. The associated method blank contains the target analyte at a reportable level.

Tetra Tech NUS, Inc

SB-506-0810

GC/MS Volatiles

Lot-Sample #: A7K290236-022 **Work Order #:** KC4V61AG **Matrix:** SO

MASS SPECTROMETER/DATA SYSTEM (MSDS) TENTATIVELY IDENTIFIED COMPOUNDS

PARAMETER	CAS #	ESTIMATED RESULT	RETENTION TIME	UNITS
None				ug/kg

Tetra Tech NUS, Inc

Client Sample ID: DUP-02

GC/MS Volatiles

Lot-Sample #...: A7K290236-023 **Work Order #...:** KC4V81AG **Matrix.....:** SO
Date Sampled...: 11/28/07 **Date Received..:** 11/29/07
Prep Date.....: 12/06/07 **Analysis Date..:** 12/06/07
Prep Batch #...: 7341278
Dilution Factor: 1 **Initial Wgt/Vol:** 5 g **Final Wgt/Vol..:** 5 mL
% Moisture.....: 13 **Method.....:** SW846 8260B

PARAMETER	RESULT	REPORTING LIMIT	UNITS	MDL
Dibromomethane	ND	5.8	ug/kg	0.73
Diisopropyl Ether (DIPE)	ND	12	ug/kg	1.7
1,2,3-Trimethylbenzene	ND	5.8	ug/kg	0.20
Ethyl-t-Butyl Ether (ETBE)	ND	5.8	ug/kg	0.25
Tert-amyl methyl ether (TAME)	ND	5.8	ug/kg	0.43
Dichlorodifluoromethane	ND	5.8	ug/kg	0.58
cis-1,2-Dichloroethylene	ND	5.8	ug/kg	0.42
trans-1,2-Dichloroethylene	ND	5.8	ug/kg	0.47
Trichlorofluoromethane	ND	5.8	ug/kg	0.39
o-Xylene	ND	5.8	ug/kg	0.40
m-Xylene & p-Xylene	ND	12	ug/kg	1.4
Bromobenzene	ND	5.8	ug/kg	0.82
Bromochloromethane	ND	5.8	ug/kg	0.82
n-Butylbenzene	ND	5.8	ug/kg	0.27
sec-Butylbenzene	ND	5.8	ug/kg	0.21
tert-Butylbenzene	ND	5.8	ug/kg	0.33
1,2-Dibromo-3-chloro-propane	ND	12	ug/kg	1.5
2-Chloroethyl vinyl ether	ND	12	ug/kg	1.6
2-Chlorotoluene	ND	5.8	ug/kg	0.46
4-Chlorotoluene	ND	5.8	ug/kg	0.47
1,2-Dibromoethane	ND	5.8	ug/kg	0.58
1,2-Dichlorobenzene	ND	5.8	ug/kg	0.42
1,3-Dichlorobenzene	ND	5.8	ug/kg	0.40
1,4-Dichlorobenzene	ND	5.8	ug/kg	0.76
1,3-Dichloropropane	ND	5.8	ug/kg	0.39
2,2-Dichloropropane	ND	5.8	ug/kg	1.1
1,1-Dichloropropene	ND	5.8	ug/kg	0.35
Hexachlorobutadiene	ND	5.8	ug/kg	1.4
Isopropylbenzene	ND	5.8	ug/kg	0.18
p-Isopropyltoluene	ND	5.8	ug/kg	0.24
tert-Butyl alcohol	ND	120	ug/kg	8.8
Naphthalene	ND	5.8	ug/kg	0.22
n-Propylbenzene	ND	5.8	ug/kg	0.46
1,1,1,2-Tetrachloroethane	ND	5.8	ug/kg	0.72
1,2,3-Trichlorobenzene	ND	5.8	ug/kg	0.44
1,2,4-Trichloro-benzene	ND	5.8	ug/kg	0.31

(Continued on next page)

Tetra Tech NUS, Inc

Client Sample ID: DUP-02

GC/MS Volatiles

Lot-Sample #...: A7K290236-023 **Work Order #...:** KC4V81AG **Matrix.....:** SO

PARAMETER	RESULT	REPORTING LIMIT	UNITS	MDL
1,2,3-Trichloropropane	ND	5.8	ug/kg	1.0
1,1,2-Trichloro-1,2,2-trifluoroethane	ND	5.8	ug/kg	1.5
1,2,4-Trimethylbenzene	**0.92 J,B**	**5.8**	**ug/kg**	**0.75**
Vinyl acetate	ND	12	ug/kg	0.29
Methyl tert-butyl ether	ND	12	ug/kg	0.50
Chloromethane	ND	5.8	ug/kg	0.47
Bromomethane	ND	5.8	ug/kg	0.62
Vinyl chloride	ND	5.8	ug/kg	0.45
Chloroethane	ND	5.8	ug/kg	0.99
Methylene chloride	**2.1 J,B**	**5.8**	**ug/kg**	**0.77**
Acetone	ND	12	ug/kg	7.3
Carbon disulfide	ND	5.8	ug/kg	0.51
1,1-Dichloroethene	ND	5.8	ug/kg	0.60
1,1-Dichloroethane	ND	5.8	ug/kg	0.42
Chloroform	ND	5.8	ug/kg	0.33
1,2-Dichloroethane	ND	5.8	ug/kg	0.39
2-Butanone	ND	12	ug/kg	1.6
1,1,1-Trichloroethane	ND	5.8	ug/kg	0.65
Carbon tetrachloride	ND	5.8	ug/kg	0.43
Bromodichloromethane	ND	5.8	ug/kg	0.32
1,2-Dichloropropane	ND	5.8	ug/kg	0.80
cis-1,3-Dichloropropene	ND	5.8	ug/kg	0.39
Trichloroethene	ND	5.8	ug/kg	0.48
Dibromochloromethane	ND	5.8	ug/kg	0.63
Benzene	ND	5.8	ug/kg	0.27
trans-1,3-Dichloropropene	ND	5.8	ug/kg	0.62
Bromoform	ND	5.8	ug/kg	0.38
4-Methyl-2-pentanone	ND	12	ug/kg	0.62
2-Hexanone	ND	12	ug/kg	0.73
Tetrachloroethene	ND	5.8	ug/kg	0.60
1,1,2,2-Tetrachloroethane	ND	5.8	ug/kg	0.39
Toluene	ND	5.8	ug/kg	0.31
Chlorobenzene	ND	5.8	ug/kg	0.38
Ethylbenzene	ND	5.8	ug/kg	0.30
Styrene	ND	5.8	ug/kg	0.17
Xylenes (total)	ND	12	ug/kg	0.77

SURROGATE	PERCENT RECOVERY	RECOVERY LIMITS
Dibromofluoromethane	89	(59 - 138)
1,2-Dichloroethane-d4	98	(61 - 130)
Toluene-d8	82	(60 - 143)
4-Bromofluorobenzene	76	(47 - 158)

(Continued on next page)

Tetra Tech NUS, Inc

Client Sample ID: DUP-02

GC/MS Volatiles

Lot-Sample #...: A7K290236-023 Work Order #...: KC4V81AG Matrix.....: SO

NOTE(S):

Results and reporting limits have been adjusted for dry weight.

J Estimated result. Result is less than RL.

B Method blank contamination. The associated method blank contains the target analyte at a reportable level.

Tetra Tech NUS, Inc

DUP-02

GC/MS Volatiles

Lot-Sample #: A7K290236-023 **Work Order #:** KC4V81AG **Matrix:** SO

MASS SPECTROMETER/DATA SYSTEM (MSDS) TENTATIVELY IDENTIFIED COMPOUNDS

PARAMETER	CAS #	ESTIMATED RESULT	RETENTION TIME	UNITS
None				ug/kg

Tetra Tech NUS, Inc

Client Sample ID: SB-507-0001

GC/MS Volatiles

Lot-Sample #...: A7K290236-024 **Work Order #...:** KC4WC1AG **Matrix.....:** SO
Date Sampled...: 11/28/07 11:10 **Date Received..:** 11/29/07
Prep Date.....: 12/07/07 **Analysis Date..:** 12/07/07
Prep Batch #...: 7342120
Dilution Factor: 1 **Initial Wgt/Vol:** 5 g **Final Wgt/Vol..:** 5 mL
% Moisture.....: 14 **Method.....:** SW846 8260B

PARAMETER	RESULT	REPORTING LIMIT	UNITS	MDL
Dibromomethane	ND	5.8	ug/kg	0.73
Diisopropyl Ether (DIPE)	ND	12	ug/kg	1.7
1,2,3-Trimethylbenzene	ND	5.8	ug/kg	0.20
Ethyl-t-Butyl Ether (ETBE)	ND	5.8	ug/kg	0.26
Tert-amyl methyl ether (TAME)	ND	5.8	ug/kg	0.43
Dichlorodifluoromethane	ND	5.8	ug/kg	0.58
cis-1,2-Dichloroethylene	ND	5.8	ug/kg	0.42
trans-1,2-Dichloroethylene	ND	5.8	ug/kg	0.48
Trichlorofluoromethane	ND	5.8	ug/kg	0.40
o-Xylene	ND	5.8	ug/kg	0.41
m-Xylene & p-Xylene	ND	12	ug/kg	1.4
Bromobenzene	ND	5.8	ug/kg	0.83
Bromochloromethane	ND	5.8	ug/kg	0.83
n-Butylbenzene	ND	5.8	ug/kg	0.27
sec-Butylbenzene	ND	5.8	ug/kg	0.21
tert-Butylbenzene	ND	5.8	ug/kg	0.34
1,2-Dibromo-3-chloro-propane	ND	12	ug/kg	1.5
2-Chloroethyl vinyl ether	ND	12	ug/kg	1.6
2-Chlorotoluene	ND	5.8	ug/kg	0.47
4-Chlorotoluene	ND	5.8	ug/kg	0.48
1,2-Dibromoethane	ND	5.8	ug/kg	0.58
1,2-Dichlorobenzene	ND	5.8	ug/kg	0.42
1,3-Dichlorobenzene	ND	5.8	ug/kg	0.41
1,4-Dichlorobenzene	ND	5.8	ug/kg	0.77
1,3-Dichloropropane	ND	5.8	ug/kg	0.40
2,2-Dichloropropane	ND	5.8	ug/kg	1.1
1,1-Dichloropropene	ND	5.8	ug/kg	0.35
Hexachlorobutadiene	ND	5.8	ug/kg	1.4
Isopropylbenzene	ND	5.8	ug/kg	0.19
p-Isopropyltoluene	ND	5.8	ug/kg	0.24
tert-Butyl alcohol	ND	120	ug/kg	8.9
Naphthalene	ND	5.8	ug/kg	0.22
n-Propylbenzene	ND	5.8	ug/kg	0.47
1,1,1,2-Tetrachloroethane	ND	5.8	ug/kg	0.72
1,2,3-Trichlorobenzene	ND	5.8	ug/kg	0.44
1,2,4-Trichloro-benzene	ND	5.8	ug/kg	0.31

(Continued on next page)

Tetra Tech NUS, Inc

Client Sample ID: SB-507-0001

GC/MS Volatiles

Lot-Sample #...: A7K290236-024 **Work Order #...:** KC4WC1AG **Matrix.....:** SO

PARAMETER	RESULT	REPORTING LIMIT	UNITS	MDL
1,2,3-Trichloropropane	ND	5.8	ug/kg	1.0
1,1,2-Trichloro-1,2,2-trifluoroethane	ND	5.8	ug/kg	1.5
1,2,4-Trimethylbenzene	ND	5.8	ug/kg	0.76
Vinyl acetate	ND	12	ug/kg	0.29
Methyl tert-butyl ether	ND	12	ug/kg	0.50
Chloromethane	ND	5.8	ug/kg	0.48
Bromomethane	ND	5.8	ug/kg	0.63
Vinyl chloride	ND	5.8	ug/kg	0.45
Chloroethane	ND	5.8	ug/kg	1.0
Methylene chloride	**5.1 J,B**	**5.8**	**ug/kg**	**0.78**
Acetone	**13**	**12**	**ug/kg**	**7.3**
Carbon disulfide	ND	5.8	ug/kg	0.51
1,1-Dichloroethene	ND	5.8	ug/kg	0.61
1,1-Dichloroethane	ND	5.8	ug/kg	0.42
Chloroform	ND	5.8	ug/kg	0.34
1,2-Dichloroethane	ND	5.8	ug/kg	0.40
2-Butanone	ND	12	ug/kg	1.6
1,1,1-Trichloroethane	ND	5.8	ug/kg	0.65
Carbon tetrachloride	ND	5.8	ug/kg	0.43
Bromodichloromethane	ND	5.8	ug/kg	0.33
1,2-Dichloropropane	ND	5.8	ug/kg	0.80
cis-1,3-Dichloropropene	ND	5.8	ug/kg	0.40
Trichloroethene	ND	5.8	ug/kg	0.49
Dibromochloromethane	ND	5.8	ug/kg	0.64
Benzene	ND	5.8	ug/kg	0.27
trans-1,3-Dichloropropene	ND	5.8	ug/kg	0.63
Bromoform	ND	5.8	ug/kg	0.38
4-Methyl-2-pentanone	ND	12	ug/kg	0.63
2-Hexanone	ND	12	ug/kg	0.73
Tetrachloroethene	ND	5.8	ug/kg	0.61
1,1,2,2-Tetrachloroethane	ND	5.8	ug/kg	0.40
Toluene	ND	5.8	ug/kg	0.31
Chlorobenzene	ND	5.8	ug/kg	0.38
Ethylbenzene	ND	5.8	ug/kg	0.30
Styrene	ND	5.8	ug/kg	0.17
Xylenes (total)	ND	12	ug/kg	0.78

SURROGATE	PERCENT RECOVERY	RECOVERY LIMITS
Dibromofluoromethane	82	(59 - 138)
1,2-Dichloroethane-d4	89	(61 - 130)
Toluene-d8	82	(60 - 143)
4-Bromofluorobenzene	84	(47 - 158)

(Continued on next page)

Tetra Tech NUS, Inc

Client Sample ID: SB-507-0001

GC/MS Volatiles

Lot-Sample #...: A7K290236-024 Work Order #...: KC4WC1AG Matrix.....: SO

NOTE(S):

Results and reporting limits have been adjusted for dry weight.

J Estimated result. Result is less than RL.

B Method blank contamination. The associated method blank contains the target analyte at a reportable level.

Tetra Tech NUS, Inc

SB-507-0001

GC/MS Volatiles

Lot-Sample #: A7K290236-024 **Work Order #:** KC4WC1AG **Matrix:** SO

MASS SPECTROMETER/DATA SYSTEM (MSDS) TENTATIVELY IDENTIFIED COMPOUNDS

PARAMETER	CAS #	ESTIMATED RESULT	RETENTION TIME	UNITS
None				ug/kg

Tetra Tech NUS, Inc

Client Sample ID: SB-507-0406

GC/MS Volatiles

Lot-Sample #...: A7K290236-025 **Work Order #...:** KC4WF1AG **Matrix.....:** SO
Date Sampled...: 11/28/07 11:15 **Date Received..:** 11/29/07
Prep Date.....: 12/07/07 **Analysis Date..:** 12/07/07
Prep Batch #...: 7342120
Dilution Factor: 1 **Initial Wgt/Vol:** 5 g **Final Wgt/Vol..:** 5 mL
% Moisture.....: 19 **Method.....:** SW846 8260B

PARAMETER	RESULT	REPORTING LIMIT	UNITS	MDL
Dibromomethane	ND	6.2	ug/kg	0.78
Diisopropyl Ether (DIPE)	ND	12	ug/kg	1.8
1,2,3-Trimethylbenzene	ND	6.2	ug/kg	0.21
Ethyl-t-Butyl Ether (ETBE)	ND	6.2	ug/kg	0.27
Tert-amyl methyl ether (TAME)	ND	6.2	ug/kg	0.46
Dichlorodifluoromethane	ND	6.2	ug/kg	0.62
cis-1,2-Dichloroethylene	ND	6.2	ug/kg	0.44
trans-1,2-Dichloroethylene	ND	6.2	ug/kg	0.51
Trichlorofluoromethane	ND	6.2	ug/kg	0.42
o-Xylene	ND	6.2	ug/kg	0.43
m-Xylene & p-Xylene	ND	12	ug/kg	1.5
Bromobenzene	ND	6.2	ug/kg	0.88
Bromochloromethane	ND	6.2	ug/kg	0.88
n-Butylbenzene	ND	6.2	ug/kg	0.28
sec-Butylbenzene	ND	6.2	ug/kg	0.22
tert-Butylbenzene	ND	6.2	ug/kg	0.36
1,2-Dibromo-3-chloro-propane	ND	12	ug/kg	1.6
2-Chloroethyl vinyl ether	ND	12	ug/kg	1.7
2-Chlorotoluene	ND	6.2	ug/kg	0.49
4-Chlorotoluene	ND	6.2	ug/kg	0.51
1,2-Dibromoethane	ND	6.2	ug/kg	0.62
1,2-Dichlorobenzene	ND	6.2	ug/kg	0.44
1,3-Dichlorobenzene	ND	6.2	ug/kg	0.43
1,4-Dichlorobenzene	ND	6.2	ug/kg	0.81
1,3-Dichloropropane	ND	6.2	ug/kg	0.42
2,2-Dichloropropane	ND	6.2	ug/kg	1.2
1,1-Dichloropropene	ND	6.2	ug/kg	0.37
Hexachlorobutadiene	ND	6.2	ug/kg	1.5
Isopropylbenzene	ND	6.2	ug/kg	0.20
p-Isopropyltoluene	ND	6.2	ug/kg	0.26
tert-Butyl alcohol	ND	120	ug/kg	9.4
Naphthalene	ND	6.2	ug/kg	0.23
n-Propylbenzene	ND	6.2	ug/kg	0.49
1,1,1,2-Tetrachloroethane	ND	6.2	ug/kg	0.76
1,2,3-Trichlorobenzene	ND	6.2	ug/kg	0.47
1,2,4-Trichloro-benzene	ND	6.2	ug/kg	0.33

(Continued on next page)

Tetra Tech NUS, Inc

Client Sample ID: SB-507-0406

GC/MS Volatiles

Lot-Sample #...: A7K290236-025 **Work Order #...:** KC4WF1AG **Matrix.....:** SO

PARAMETER	RESULT	REPORTING LIMIT	UNITS	MDL
1,2,3-Trichloropropane	ND	6.2	ug/kg	1.1
1,1,2-Trichloro-1,2,2-trifluoroethane	ND	6.2	ug/kg	1.6
1,2,4-Trimethylbenzene	ND	6.2	ug/kg	0.80
Vinyl acetate	ND	12	ug/kg	0.31
Methyl tert-butyl ether	ND	12	ug/kg	0.53
Chloromethane	ND	6.2	ug/kg	0.51
Bromomethane	ND	6.2	ug/kg	0.67
Vinyl chloride	ND	6.2	ug/kg	0.48
Chloroethane	ND	6.2	ug/kg	1.1
Methylene chloride	**6.5 B**	**6.2**	**ug/kg**	**0.83**
Acetone	**56**	**12**	**ug/kg**	**7.8**
Carbon disulfide	ND	6.2	ug/kg	0.54
1,1-Dichloroethene	ND	6.2	ug/kg	0.64
1,1-Dichloroethane	ND	6.2	ug/kg	0.44
Chloroform	ND	6.2	ug/kg	0.36
1,2-Dichloroethane	ND	6.2	ug/kg	0.42
2-Butanone	**2.6 J**	**12**	**ug/kg**	**1.7**
1,1,1-Trichloroethane	ND	6.2	ug/kg	0.69
Carbon tetrachloride	ND	6.2	ug/kg	0.46
Bromodichloromethane	ND	6.2	ug/kg	0.35
1,2-Dichloropropane	ND	6.2	ug/kg	0.85
cis-1,3-Dichloropropene	ND	6.2	ug/kg	0.42
Trichloroethene	ND	6.2	ug/kg	0.52
Dibromochloromethane	ND	6.2	ug/kg	0.68
Benzene	ND	6.2	ug/kg	0.28
trans-1,3-Dichloropropene	ND	6.2	ug/kg	0.67
Bromoform	ND	6.2	ug/kg	0.41
4-Methyl-2-pentanone	ND	12	ug/kg	0.67
2-Hexanone	ND	12	ug/kg	0.78
Tetrachloroethene	ND	6.2	ug/kg	0.64
1,1,2,2-Tetrachloroethane	ND	6.2	ug/kg	0.42
Toluene	ND	6.2	ug/kg	0.33
Chlorobenzene	ND	6.2	ug/kg	0.41
Ethylbenzene	ND	6.2	ug/kg	0.32
Styrene	ND	6.2	ug/kg	0.18
Xylenes (total)	ND	12	ug/kg	0.83

SURROGATE	PERCENT RECOVERY	RECOVERY LIMITS
Dibromofluoromethane	83	(59 - 138)
1,2-Dichloroethane-d4	89	(61 - 130)
Toluene-d8	83	(60 - 143)
4-Bromofluorobenzene	85	(47 - 158)

(Continued on next page)

Tetra Tech NUS, Inc

Client Sample ID: SB-507-0406

GC/MS Volatiles

Lot-Sample #...: A7K290236-025 Work Order #...: KC4WF1AG Matrix.....: SO

NOTE(S):

Results and reporting limits have been adjusted for dry weight.

B Method blank contamination. The associated method blank contains the target analyte at a reportable level.

J Estimated result. Result is less than RL.

Tetra Tech NUS, Inc

SB-507-0406

GC/MS Volatiles

Lot-Sample #: A7K290236-025 **Work Order #:** KC4WF1AG **Matrix:** SO

MASS SPECTROMETER/DATA SYSTEM (MSDS) TENTATIVELY IDENTIFIED COMPOUNDS

PARAMETER	CAS #	ESTIMATED RESULT	RETENTION TIME	UNITS
None				ug/kg

Tetra Tech NUS, Inc

Client Sample ID: SB-507-0810

GC/MS Volatiles

Lot-Sample #...: A7K290236-026 **Work Order #...:** KC4WH1AG **Matrix.....:** SO
Date Sampled...: 11/28/07 11:20 **Date Received..:** 11/29/07
Prep Date.....: 12/07/07 **Analysis Date..:** 12/07/07
Prep Batch #...: 7342120
Dilution Factor: 1 **Initial Wgt/Vol:** 5 g **Final Wgt/Vol..:** 5 mL
% Moisture.....: 14 **Method.....:** SW846 8260B

PARAMETER	RESULT	REPORTING LIMIT	UNITS	MDL
Dibromomethane	ND	5.8	ug/kg	0.73
Diisopropyl Ether (DIPE)	ND	12	ug/kg	1.7
1,2,3-Trimethylbenzene	ND	5.8	ug/kg	0.20
Ethyl-t-Butyl Ether (ETBE)	ND	5.8	ug/kg	0.25
Tert-amyl methyl ether (TAME)	ND	5.8	ug/kg	0.43
Dichlorodifluoromethane	ND	5.8	ug/kg	0.58
cis-1,2-Dichloroethylene	ND	5.8	ug/kg	0.42
trans-1,2-Dichloroethylene	ND	5.8	ug/kg	0.48
Trichlorofluoromethane	ND	5.8	ug/kg	0.39
o-Xylene	ND	5.8	ug/kg	0.41
m-Xylene & p-Xylene	ND	12	ug/kg	1.4
Bromobenzene	ND	5.8	ug/kg	0.82
Bromochloromethane	ND	5.8	ug/kg	0.82
n-Butylbenzene	ND	5.8	ug/kg	0.27
sec-Butylbenzene	ND	5.8	ug/kg	0.21
tert-Butylbenzene	ND	5.8	ug/kg	0.34
1,2-Dibromo-3-chloro-propane	ND	12	ug/kg	1.5
2-Chloroethyl vinyl ether	ND	12	ug/kg	1.6
2-Chlorotoluene	ND	5.8	ug/kg	0.46
4-Chlorotoluene	ND	5.8	ug/kg	0.48
1,2-Dibromoethane	ND	5.8	ug/kg	0.58
1,2-Dichlorobenzene	ND	5.8	ug/kg	0.42
1,3-Dichlorobenzene	ND	5.8	ug/kg	0.41
1,4-Dichlorobenzene	ND	5.8	ug/kg	0.76
1,3-Dichloropropane	ND	5.8	ug/kg	0.39
2,2-Dichloropropane	ND	5.8	ug/kg	1.1
1,1-Dichloropropene	ND	5.8	ug/kg	0.35
Hexachlorobutadiene	ND	5.8	ug/kg	1.4
Isopropylbenzene	ND	5.8	ug/kg	0.19
p-Isopropyltoluene	ND	5.8	ug/kg	0.24
tert-Butyl alcohol	ND	120	ug/kg	8.8
Naphthalene	ND	5.8	ug/kg	0.22
n-Propylbenzene	ND	5.8	ug/kg	0.46
1,1,1,2-Tetrachloroethane	ND	5.8	ug/kg	0.72
1,2,3-Trichlorobenzene	ND	5.8	ug/kg	0.44
1,2,4-Trichloro-benzene	ND	5.8	ug/kg	0.31

(Continued on next page)

Tetra Tech NUS, Inc

Client Sample ID: SB-507-0810

GC/MS Volatiles

Lot-Sample #...: A7K290236-026 **Work Order #...:** KC4WH1AG **Matrix.....:** SO

PARAMETER	RESULT	REPORTING LIMIT	UNITS	MDL
1,2,3-Trichloropropane	ND	5.8	ug/kg	1.0
1,1,2-Trichloro-1,2,2-trifluoroethane	ND	5.8	ug/kg	1.5
1,2,4-Trimethylbenzene	ND	5.8	ug/kg	0.75
Vinyl acetate	ND	12	ug/kg	0.29
Methyl tert-butyl ether	ND	12	ug/kg	0.50
Chloromethane	ND	5.8	ug/kg	0.48
Bromomethane	ND	5.8	ug/kg	0.63
Vinyl chloride	ND	5.8	ug/kg	0.45
Chloroethane	ND	5.8	ug/kg	1.0
Methylene chloride	**5.3 J,B**	**5.8**	**ug/kg**	**0.78**
Acetone	**8.0 J**	**12**	**ug/kg**	**7.3**
Carbon disulfide	ND	5.8	ug/kg	0.51
1,1-Dichloroethene	ND	5.8	ug/kg	0.60
1,1-Dichloroethane	ND	5.8	ug/kg	0.42
Chloroform	ND	5.8	ug/kg	0.34
1,2-Dichloroethane	ND	5.8	ug/kg	0.39
2-Butanone	ND	12	ug/kg	1.6
1,1,1-Trichloroethane	ND	5.8	ug/kg	0.65
Carbon tetrachloride	ND	5.8	ug/kg	0.43
Bromodichloromethane	ND	5.8	ug/kg	0.32
1,2-Dichloropropane	ND	5.8	ug/kg	0.80
cis-1,3-Dichloropropene	ND	5.8	ug/kg	0.39
Trichloroethene	ND	5.8	ug/kg	0.49
Dibromochloromethane	ND	5.8	ug/kg	0.64
Benzene	ND	5.8	ug/kg	0.27
trans-1,3-Dichloropropene	ND	5.8	ug/kg	0.63
Bromoform	ND	5.8	ug/kg	0.38
4-Methyl-2-pentanone	ND	12	ug/kg	0.63
2-Hexanone	ND	12	ug/kg	0.73
Tetrachloroethene	ND	5.8	ug/kg	0.60
1,1,2,2-Tetrachloroethane	ND	5.8	ug/kg	0.39
Toluene	ND	5.8	ug/kg	0.31
Chlorobenzene	ND	5.8	ug/kg	0.38
Ethylbenzene	ND	5.8	ug/kg	0.30
Styrene	ND	5.8	ug/kg	0.17
Xylenes (total)	ND	12	ug/kg	0.78

SURROGATE	PERCENT RECOVERY	RECOVERY LIMITS
Dibromofluoromethane	83	(59 - 138)
1,2-Dichloroethane-d4	90	(61 - 130)
Toluene-d8	83	(60 - 143)
4-Bromofluorobenzene	84	(47 - 158)

(Continued on next page)

Tetra Tech NUS, Inc

Client Sample ID: SB-507-0810

GC/MS Volatiles

Lot-Sample #...: A7K290236-026 Work Order #...: KC4WH1AG Matrix.....: SO

NOTE(S):

Results and reporting limits have been adjusted for dry weight.

J Estimated result. Result is less than RL.

B Method blank contamination. The associated method blank contains the target analyte at a reportable level.

Tetra Tech NUS, Inc

SB-507-0810

GC/MS Volatiles

Lot-Sample #: A7K290236-026 **Work Order #:** KC4WH1AG **Matrix:** SO

MASS SPECTROMETER/DATA SYSTEM (MSDS) TENTATIVELY IDENTIFIED COMPOUNDS

PARAMETER	CAS #	ESTIMATED RESULT	RETENTION TIME	UNITS
None				ug/kg

Tetra Tech NUS, Inc

Client Sample ID: SB-508-0001

GC/MS Volatiles

Lot-Sample #...: A7K290236-027 **Work Order #...:** KC4WJ1AG **Matrix.....:** SO
Date Sampled...: 11/28/07 13:40 **Date Received..:** 11/29/07
Prep Date.....: 12/07/07 **Analysis Date..:** 12/07/07
Prep Batch #...: 7342120
Dilution Factor: 1 **Initial Wgt/Vol:** 5 g **Final Wgt/Vol..:** 5 mL
% Moisture.....: 14 **Method.....:** SW846 8260B

PARAMETER	RESULT	REPORTING LIMIT	UNITS	MDL
Dibromomethane	ND	5.8	ug/kg	0.73
Diisopropyl Ether (DIPE)	ND	12	ug/kg	1.7
1,2,3-Trimethylbenzene	ND	5.8	ug/kg	0.20
Ethyl-t-Butyl Ether (ETBE)	ND	5.8	ug/kg	0.26
Tert-amyl methyl ether (TAME)	ND	5.8	ug/kg	0.43
Dichlorodifluoromethane	ND	5.8	ug/kg	0.58
cis-1,2-Dichloroethylene	ND	5.8	ug/kg	0.42
trans-1,2-Dichloroethylene	ND	5.8	ug/kg	0.48
Trichlorofluoromethane	ND	5.8	ug/kg	0.40
o-Xylene	ND	5.8	ug/kg	0.41
m-Xylene & p-Xylene	ND	12	ug/kg	1.4
Bromobenzene	ND	5.8	ug/kg	0.83
Bromochloromethane	ND	5.8	ug/kg	0.83
n-Butylbenzene	ND	5.8	ug/kg	0.27
sec-Butylbenzene	ND	5.8	ug/kg	0.21
tert-Butylbenzene	ND	5.8	ug/kg	0.34
1,2-Dibromo-3-chloro-propane	ND	12	ug/kg	1.5
2-Chloroethyl vinyl ether	ND	12	ug/kg	1.6
2-Chlorotoluene	ND	5.8	ug/kg	0.47
4-Chlorotoluene	ND	5.8	ug/kg	0.48
1,2-Dibromoethane	ND	5.8	ug/kg	0.58
1,2-Dichlorobenzene	ND	5.8	ug/kg	0.42
1,3-Dichlorobenzene	ND	5.8	ug/kg	0.41
1,4-Dichlorobenzene	ND	5.8	ug/kg	0.77
1,3-Dichloropropane	ND	5.8	ug/kg	0.40
2,2-Dichloropropane	ND	5.8	ug/kg	1.1
1,1-Dichloropropene	ND	5.8	ug/kg	0.35
Hexachlorobutadiene	ND	5.8	ug/kg	1.4
Isopropylbenzene	ND	5.8	ug/kg	0.19
p-Isopropyltoluene	ND	5.8	ug/kg	0.24
tert-Butyl alcohol	ND	120	ug/kg	8.9
Naphthalene	ND	5.8	ug/kg	0.22
n-Propylbenzene	ND	5.8	ug/kg	0.47
1,1,1,2-Tetrachloroethane	ND	5.8	ug/kg	0.72
1,2,3-Trichlorobenzene	ND	5.8	ug/kg	0.44
1,2,4-Trichloro-benzene	ND	5.8	ug/kg	0.31

(Continued on next page)

Tetra Tech NUS, Inc

Client Sample ID: SB-508-0001

GC/MS Volatiles

Lot-Sample #...: A7K290236-027 **Work Order #...:** KC4WJ1AG **Matrix.....:** SO

PARAMETER	RESULT	REPORTING LIMIT	UNITS	MDL
1,2,3-Trichloropropane	ND	5.8	ug/kg	1.0
1,1,2-Trichloro-1,2,2-trifluoroethane	ND	5.8	ug/kg	1.5
1,2,4-Trimethylbenzene	ND	5.8	ug/kg	0.76
Vinyl acetate	ND	12	ug/kg	0.29
Methyl tert-butyl ether	ND	12	ug/kg	0.50
Chloromethane	ND	5.8	ug/kg	0.48
Bromomethane	ND	5.8	ug/kg	0.63
Vinyl chloride	ND	5.8	ug/kg	0.45
Chloroethane	ND	5.8	ug/kg	1.0
Methylene chloride	**7.1 B**	**5.8**	**ug/kg**	**0.78**
Acetone	**21**	**12**	**ug/kg**	**7.3**
Carbon disulfide	ND	5.8	ug/kg	0.51
1,1-Dichloroethene	ND	5.8	ug/kg	0.61
1,1-Dichloroethane	ND	5.8	ug/kg	0.42
Chloroform	ND	5.8	ug/kg	0.34
1,2-Dichloroethane	ND	5.8	ug/kg	0.40
2-Butanone	ND	12	ug/kg	1.6
1,1,1-Trichloroethane	ND	5.8	ug/kg	0.65
Carbon tetrachloride	ND	5.8	ug/kg	0.43
Bromodichloromethane	ND	5.8	ug/kg	0.33
1,2-Dichloropropane	ND	5.8	ug/kg	0.80
cis-1,3-Dichloropropene	ND	5.8	ug/kg	0.40
Trichloroethene	ND	5.8	ug/kg	0.49
Dibromochloromethane	ND	5.8	ug/kg	0.64
Benzene	ND	5.8	ug/kg	0.27
trans-1,3-Dichloropropene	ND	5.8	ug/kg	0.63
Bromoform	ND	5.8	ug/kg	0.38
4-Methyl-2-pentanone	ND	12	ug/kg	0.63
2-Hexanone	ND	12	ug/kg	0.73
Tetrachloroethene	ND	5.8	ug/kg	0.61
1,1,2,2-Tetrachloroethane	ND	5.8	ug/kg	0.40
Toluene	ND	5.8	ug/kg	0.31
Chlorobenzene	ND	5.8	ug/kg	0.38
Ethylbenzene	ND	5.8	ug/kg	0.30
Styrene	ND	5.8	ug/kg	0.17
Xylenes (total)	ND	12	ug/kg	0.78

SURROGATE	PERCENT RECOVERY	RECOVERY LIMITS
Dibromofluoromethane	66	(59 - 138)
1,2-Dichloroethane-d4	89	(61 - 130)
Toluene-d8	83	(60 - 143)
4-Bromofluorobenzene	84	(47 - 158)

(Continued on next page)

Tetra Tech NUS, Inc

Client Sample ID: SB-508-0001

GC/MS Volatiles

Lot-Sample #...: A7K290236-027 Work Order #...: KC4WJ1AG Matrix.....: SO

NOTE(S):

Results and reporting limits have been adjusted for dry weight.

B Method blank contamination. The associated method blank contains the target analyte at a reportable level.

Tetra Tech NUS, Inc

SB-508-0001

GC/MS Volatiles

Lot-Sample #: A7K290236-027 **Work Order #:** KC4WJ1AG **Matrix:** SO

MASS SPECTROMETER/DATA SYSTEM (MSDS) TENTATIVELY IDENTIFIED COMPOUNDS

PARAMETER	CAS #	ESTIMATED RESULT	RETENTION TIME	UNITS
None				ug/kg

Tetra Tech NUS, Inc

Client Sample ID: SB-508-0406

GC/MS Volatiles

Lot-Sample #...: A7K290236-028 **Work Order #...:** KC4WK1AG **Matrix.....:** SO
Date Sampled...: 11/28/07 13:45 **Date Received..:** 11/29/07
Prep Date.....: 12/07/07 **Analysis Date..:** 12/07/07
Prep Batch #...: 7342120
Dilution Factor: 1 **Initial Wgt/Vol:** 5 g **Final Wgt/Vol..:** 5 mL
% Moisture.....: 14 **Method.....:** SW846 8260B

PARAMETER	RESULT	REPORTING LIMIT	UNITS	MDL
Dibromomethane	ND	5.8	ug/kg	0.74
Diisopropyl Ether (DIPE)	ND	12	ug/kg	1.8
1,2,3-Trimethylbenzene	ND	5.8	ug/kg	0.20
Ethyl-t-Butyl Ether (ETBE)	ND	5.8	ug/kg	0.26
Tert-amyl methyl ether (TAME)	ND	5.8	ug/kg	0.43
Dichlorodifluoromethane	ND	5.8	ug/kg	0.58
cis-1,2-Dichloroethylene	ND	5.8	ug/kg	0.42
trans-1,2-Dichloroethylene	ND	5.8	ug/kg	0.48
Trichlorofluoromethane	ND	5.8	ug/kg	0.40
o-Xylene	ND	5.8	ug/kg	0.41
m-Xylene & p-Xylene	ND	12	ug/kg	1.4
Bromobenzene	ND	5.8	ug/kg	0.83
Bromochloromethane	ND	5.8	ug/kg	0.83
n-Butylbenzene	ND	5.8	ug/kg	0.27
sec-Butylbenzene	ND	5.8	ug/kg	0.21
tert-Butylbenzene	ND	5.8	ug/kg	0.34
1,2-Dibromo-3-chloro-propane	ND	12	ug/kg	1.5
2-Chloroethyl vinyl ether	ND	12	ug/kg	1.6
2-Chlorotoluene	ND	5.8	ug/kg	0.47
4-Chlorotoluene	ND	5.8	ug/kg	0.48
1,2-Dibromoethane	ND	5.8	ug/kg	0.58
1,2-Dichlorobenzene	ND	5.8	ug/kg	0.42
1,3-Dichlorobenzene	ND	5.8	ug/kg	0.41
1,4-Dichlorobenzene	ND	5.8	ug/kg	0.77
1,3-Dichloropropane	ND	5.8	ug/kg	0.40
2,2-Dichloropropane	ND	5.8	ug/kg	1.1
1,1-Dichloropropene	ND	5.8	ug/kg	0.35
Hexachlorobutadiene	ND	5.8	ug/kg	1.4
Isopropylbenzene	ND	5.8	ug/kg	0.19
p-Isopropyltoluene	ND	5.8	ug/kg	0.25
tert-Butyl alcohol	ND	120	ug/kg	8.9
Naphthalene	ND	5.8	ug/kg	0.22
n-Propylbenzene	ND	5.8	ug/kg	0.47
1,1,1,2-Tetrachloroethane	ND	5.8	ug/kg	0.72
1,2,3-Trichlorobenzene	ND	5.8	ug/kg	0.44
1,2,4-Trichloro-benzene	ND	5.8	ug/kg	0.32

(Continued on next page)

Tetra Tech NUS, Inc

Client Sample ID: SB-508-0406

GC/MS Volatiles

Lot-Sample #...: A7K290236-028 **Work Order #...:** KC4WK1AG **Matrix.....:** SO

PARAMETER	RESULT	REPORTING LIMIT	UNITS	MDL
1,2,3-Trichloropropane	ND	5.8	ug/kg	1.1
1,1,2-Trichloro-1,2,2-trifluoroethane	ND	5.8	ug/kg	1.5
1,2,4-Trimethylbenzene	ND	5.8	ug/kg	0.76
Vinyl acetate	ND	12	ug/kg	0.29
Methyl tert-butyl ether	ND	12	ug/kg	0.50
Chloromethane	ND	5.8	ug/kg	0.48
Bromomethane	ND	5.8	ug/kg	0.63
Vinyl chloride	ND	5.8	ug/kg	0.46
Chloroethane	ND	5.8	ug/kg	1.0
Methylene chloride	**7.1 B**	**5.8**	**ug/kg**	**0.78**
Acetone	ND	12	ug/kg	7.4
Carbon disulfide	ND	5.8	ug/kg	0.51
1,1-Dichloroethene	ND	5.8	ug/kg	0.61
1,1-Dichloroethane	ND	5.8	ug/kg	0.42
Chloroform	ND	5.8	ug/kg	0.34
1,2-Dichloroethane	ND	5.8	ug/kg	0.40
2-Butanone	ND	12	ug/kg	1.6
1,1,1-Trichloroethane	ND	5.8	ug/kg	0.65
Carbon tetrachloride	ND	5.8	ug/kg	0.43
Bromodichloromethane	ND	5.8	ug/kg	0.33
1,2-Dichloropropane	ND	5.8	ug/kg	0.81
cis-1,3-Dichloropropene	ND	5.8	ug/kg	0.40
Trichloroethene	ND	5.8	ug/kg	0.49
Dibromochloromethane	ND	5.8	ug/kg	0.64
Benzene	ND	5.8	ug/kg	0.27
trans-1,3-Dichloropropene	ND	5.8	ug/kg	0.63
Bromoform	ND	5.8	ug/kg	0.39
4-Methyl-2-pentanone	ND	12	ug/kg	0.63
2-Hexanone	ND	12	ug/kg	0.74
Tetrachloroethene	ND	5.8	ug/kg	0.61
1,1,2,2-Tetrachloroethane	ND	5.8	ug/kg	0.40
Toluene	ND	5.8	ug/kg	0.32
Chlorobenzene	ND	5.8	ug/kg	0.39
Ethylbenzene	ND	5.8	ug/kg	0.30
Styrene	ND	5.8	ug/kg	0.18
Xylenes (total)	ND	12	ug/kg	0.78

SURROGATE	PERCENT RECOVERY	RECOVERY LIMITS
Dibromofluoromethane	81	(59 - 138)
1,2-Dichloroethane-d4	85	(61 - 130)
Toluene-d8	82	(60 - 143)
4-Bromofluorobenzene	82	(47 - 158)

(Continued on next page)

Tetra Tech NUS, Inc

Client Sample ID: SB-508-0406

GC/MS Volatiles

Lot-Sample #...: A7K290236-028 Work Order #...: KC4WK1AG Matrix.....: SO

NOTE(S):

Results and reporting limits have been adjusted for dry weight.

B Method blank contamination. The associated method blank contains the target analyte at a reportable level.

Tetra Tech NUS, Inc

SB-508-0406

GC/MS Volatiles

Lot-Sample #: A7K290236-028 **Work Order #:** KC4WK1AG **Matrix:** SO

MASS SPECTROMETER/DATA SYSTEM (MSDS) TENTATIVELY IDENTIFIED COMPOUNDS

PARAMETER	CAS #	ESTIMATED RESULT	RETENTION TIME	UNITS
None				ug/kg

Tetra Tech NUS, Inc

Client Sample ID: SB-508-0810

GC/MS Volatiles

Lot-Sample #...: A7K290236-029 **Work Order #...:** KC4WL1AG **Matrix.....:** SO
Date Sampled...: 11/28/07 13:50 **Date Received..:** 11/29/07
Prep Date.....: 12/07/07 **Analysis Date..:** 12/07/07
Prep Batch #...: 7342120
Dilution Factor: 1 **Initial Wgt/Vol:** 5 g **Final Wgt/Vol..:** 5 mL
% Moisture.....: 17 **Method.....:** SW846 8260B

PARAMETER	RESULT	REPORTING LIMIT	UNITS	MDL
Dibromomethane	ND	6.0	ug/kg	0.76
Diisopropyl Ether (DIPE)	ND	12	ug/kg	1.8
1,2,3-Trimethylbenzene	ND	6.0	ug/kg	0.20
Ethyl-t-Butyl Ether (ETBE)	ND	6.0	ug/kg	0.26
Tert-amyl methyl ether (TAME)	ND	6.0	ug/kg	0.45
Dichlorodifluoromethane	ND	6.0	ug/kg	0.60
cis-1,2-Dichloroethylene	ND	6.0	ug/kg	0.43
trans-1,2-Dichloroethylene	ND	6.0	ug/kg	0.49
Trichlorofluoromethane	ND	6.0	ug/kg	0.41
o-Xylene	ND	6.0	ug/kg	0.42
m-Xylene & p-Xylene	ND	12	ug/kg	1.4
Bromobenzene	ND	6.0	ug/kg	0.85
Bromochloromethane	ND	6.0	ug/kg	0.85
n-Butylbenzene	ND	6.0	ug/kg	0.28
sec-Butylbenzene	ND	6.0	ug/kg	0.22
tert-Butylbenzene	ND	6.0	ug/kg	0.35
1,2-Dibromo-3-chloro-propane	ND	12	ug/kg	1.6
2-Chloroethyl vinyl ether	ND	12	ug/kg	1.7
2-Chlorotoluene	ND	6.0	ug/kg	0.48
4-Chlorotoluene	ND	6.0	ug/kg	0.49
1,2-Dibromoethane	ND	6.0	ug/kg	0.60
1,2-Dichlorobenzene	ND	6.0	ug/kg	0.43
1,3-Dichlorobenzene	ND	6.0	ug/kg	0.42
1,4-Dichlorobenzene	ND	6.0	ug/kg	0.79
1,3-Dichloropropane	ND	6.0	ug/kg	0.41
2,2-Dichloropropane	ND	6.0	ug/kg	1.1
1,1-Dichloropropene	ND	6.0	ug/kg	0.36
Hexachlorobutadiene	ND	6.0	ug/kg	1.4
Isopropylbenzene	ND	6.0	ug/kg	0.19
p-Isopropyltoluene	ND	6.0	ug/kg	0.25
tert-Butyl alcohol	ND	120	ug/kg	9.2
Naphthalene	ND	6.0	ug/kg	0.23
n-Propylbenzene	ND	6.0	ug/kg	0.48
1,1,1,2-Tetrachloroethane	ND	6.0	ug/kg	0.75
1,2,3-Trichlorobenzene	ND	6.0	ug/kg	0.46
1,2,4-Trichloro-benzene	ND	6.0	ug/kg	0.33

(Continued on next page)

Tetra Tech NUS, Inc

Client Sample ID: SB-508-0810

GC/MS Volatiles

Lot-Sample #...: A7K290236-029 **Work Order #...:** KC4WL1AG **Matrix.....:** SO

PARAMETER	RESULT	REPORTING LIMIT	UNITS	MDL
1,2,3-Trichloropropane	ND	6.0	ug/kg	1.1
1,1,2-Trichloro-1,2,2-trifluoroethane	ND	6.0	ug/kg	1.6
1,2,4-Trimethylbenzene	ND	6.0	ug/kg	0.78
Vinyl acetate	ND	12	ug/kg	0.30
Methyl tert-butyl ether	ND	12	ug/kg	0.52
Chloromethane	ND	6.0	ug/kg	0.49
Bromomethane	ND	6.0	ug/kg	0.65
Vinyl chloride	ND	6.0	ug/kg	0.47
Chloroethane	ND	6.0	ug/kg	1.0
Methylene chloride	**7.2 B**	**6.0**	**ug/kg**	**0.81**
Acetone	**13**	**12**	**ug/kg**	**7.6**
Carbon disulfide	ND	6.0	ug/kg	0.53
1,1-Dichloroethene	ND	6.0	ug/kg	0.63
1,1-Dichloroethane	ND	6.0	ug/kg	0.43
Chloroform	ND	6.0	ug/kg	0.35
1,2-Dichloroethane	ND	6.0	ug/kg	0.41
2-Butanone	**4.6 J**	**12**	**ug/kg**	**1.7**
1,1,1-Trichloroethane	ND	6.0	ug/kg	0.67
Carbon tetrachloride	ND	6.0	ug/kg	0.45
Bromodichloromethane	ND	6.0	ug/kg	0.34
1,2-Dichloropropane	ND	6.0	ug/kg	0.83
cis-1,3-Dichloropropene	ND	6.0	ug/kg	0.41
Trichloroethene	ND	6.0	ug/kg	0.51
Dibromochloromethane	ND	6.0	ug/kg	0.66
Benzene	ND	6.0	ug/kg	0.28
trans-1,3-Dichloropropene	ND	6.0	ug/kg	0.65
Bromoform	ND	6.0	ug/kg	0.40
4-Methyl-2-pentanone	ND	12	ug/kg	0.65
2-Hexanone	ND	12	ug/kg	0.76
Tetrachloroethene	ND	6.0	ug/kg	0.63
1,1,2,2-Tetrachloroethane	ND	6.0	ug/kg	0.41
Toluene	ND	6.0	ug/kg	0.33
Chlorobenzene	ND	6.0	ug/kg	0.40
Ethylbenzene	ND	6.0	ug/kg	0.31
Styrene	ND	6.0	ug/kg	0.18
Xylenes (total)	ND	12	ug/kg	0.81

SURROGATE	PERCENT RECOVERY	RECOVERY LIMITS
Dibromofluoromethane	83	(59 - 138)
1,2-Dichloroethane-d4	90	(61 - 130)
Toluene-d8	84	(60 - 143)
4-Bromofluorobenzene	84	(47 - 158)

(Continued on next page)

Tetra Tech NUS, Inc

Client Sample ID: SB-508-0810

GC/MS Volatiles

Lot-Sample #...: A7K290236-029 Work Order #...: KC4WL1AG Matrix.....: SO

NOTE(S):

Results and reporting limits have been adjusted for dry weight.

B Method blank contamination. The associated method blank contains the target analyte at a reportable level.

J Estimated result. Result is less than RL.

Tetra Tech NUS, Inc

SB-508-0810

GC/MS Volatiles

Lot-Sample #: A7K290236-029 **Work Order #:** KC4WL1AG **Matrix:** SO

MASS SPECTROMETER/DATA SYSTEM (MSDS) TENTATIVELY IDENTIFIED COMPOUNDS

PARAMETER	CAS #	ESTIMATED RESULT	RETENTION TIME	UNITS
None				ug/kg

Tetra Tech NUS, Inc

Client Sample ID: DUP-03

GC/MS Volatiles

Lot-Sample #...: A7K290236-030 **Work Order #...:** KC4WM1AG **Matrix.....:** SO
Date Sampled...: 11/28/07 **Date Received..:** 11/29/07
Prep Date.....: 12/07/07 **Analysis Date..:** 12/07/07
Prep Batch #...: 7342120
Dilution Factor: 1 **Initial Wgt/Vol:** 5 g **Final Wgt/Vol..:** 5 mL
% Moisture.....: 15 **Method.....:** SW846 8260B

PARAMETER	RESULT	REPORTING LIMIT	UNITS	MDL
Dibromomethane	ND	5.9	ug/kg	0.74
Diisopropyl Ether (DIPE)	ND	12	ug/kg	1.8
1,2,3-Trimethylbenzene	ND	5.9	ug/kg	0.20
Ethyl-t-Butyl Ether (ETBE)	ND	5.9	ug/kg	0.26
Tert-amyl methyl ether (TAME)	ND	5.9	ug/kg	0.43
Dichlorodifluoromethane	ND	5.9	ug/kg	0.59
cis-1,2-Dichloroethylene	ND	5.9	ug/kg	0.42
trans-1,2-Dichloroethylene	ND	5.9	ug/kg	0.48
Trichlorofluoromethane	ND	5.9	ug/kg	0.40
o-Xylene	ND	5.9	ug/kg	0.41
m-Xylene & p-Xylene	ND	12	ug/kg	1.4
Bromobenzene	ND	5.9	ug/kg	0.83
Bromochloromethane	ND	5.9	ug/kg	0.83
n-Butylbenzene	ND	5.9	ug/kg	0.27
sec-Butylbenzene	ND	5.9	ug/kg	0.21
tert-Butylbenzene	ND	5.9	ug/kg	0.34
1,2-Dibromo-3-chloro-propane	ND	12	ug/kg	1.5
2-Chloroethyl vinyl ether	ND	12	ug/kg	1.6
2-Chlorotoluene	ND	5.9	ug/kg	0.47
4-Chlorotoluene	ND	5.9	ug/kg	0.48
1,2-Dibromoethane	ND	5.9	ug/kg	0.59
1,2-Dichlorobenzene	ND	5.9	ug/kg	0.42
1,3-Dichlorobenzene	ND	5.9	ug/kg	0.41
1,4-Dichlorobenzene	ND	5.9	ug/kg	0.78
1,3-Dichloropropane	ND	5.9	ug/kg	0.40
2,2-Dichloropropane	ND	5.9	ug/kg	1.1
1,1-Dichloropropene	ND	5.9	ug/kg	0.35
Hexachlorobutadiene	ND	5.9	ug/kg	1.4
Isopropylbenzene	ND	5.9	ug/kg	0.19
p-Isopropyltoluene	ND	5.9	ug/kg	0.25
tert-Butyl alcohol	ND	120	ug/kg	8.9
Naphthalene	ND	5.9	ug/kg	0.22
n-Propylbenzene	ND	5.9	ug/kg	0.47
1,1,1,2-Tetrachloroethane	ND	5.9	ug/kg	0.73
1,2,3-Trichlorobenzene	ND	5.9	ug/kg	0.45
1,2,4-Trichloro-benzene	ND	5.9	ug/kg	0.32

(Continued on next page)

Tetra Tech NUS, Inc

Client Sample ID: DUP-03

GC/MS Volatiles

Lot-Sample #...: A7K290236-030 **Work Order #...:** KC4WM1AG **Matrix.....:** SO

PARAMETER	RESULT	REPORTING LIMIT	UNITS	MDL
1,2,3-Trichloropropane	ND	5.9	ug/kg	1.1
1,1,2-Trichloro-1,2,2-trifluoroethane	ND	5.9	ug/kg	1.5
1,2,4-Trimethylbenzene	ND	5.9	ug/kg	0.76
Vinyl acetate	ND	12	ug/kg	0.29
Methyl tert-butyl ether	ND	12	ug/kg	0.51
Chloromethane	ND	5.9	ug/kg	0.48
Bromomethane	ND	5.9	ug/kg	0.63
Vinyl chloride	ND	5.9	ug/kg	0.46
Chloroethane	ND	5.9	ug/kg	1.0
Methylene chloride	**5.4 J,B**	**5.9**	**ug/kg**	**0.79**
Acetone	ND	12	ug/kg	7.4
Carbon disulfide	ND	5.9	ug/kg	0.52
1,1-Dichloroethene	ND	5.9	ug/kg	0.61
1,1-Dichloroethane	ND	5.9	ug/kg	0.42
Chloroform	ND	5.9	ug/kg	0.34
1,2-Dichloroethane	ND	5.9	ug/kg	0.40
2-Butanone	ND	12	ug/kg	1.6
1,1,1-Trichloroethane	ND	5.9	ug/kg	0.66
Carbon tetrachloride	ND	5.9	ug/kg	0.43
Bromodichloromethane	ND	5.9	ug/kg	0.33
1,2-Dichloropropane	ND	5.9	ug/kg	0.81
cis-1,3-Dichloropropene	ND	5.9	ug/kg	0.40
Trichloroethene	ND	5.9	ug/kg	0.49
Dibromochloromethane	ND	5.9	ug/kg	0.65
Benzene	ND	5.9	ug/kg	0.27
trans-1,3-Dichloropropene	ND	5.9	ug/kg	0.63
Bromoform	ND	5.9	ug/kg	0.39
4-Methyl-2-pentanone	ND	12	ug/kg	0.63
2-Hexanone	ND	12	ug/kg	0.74
Tetrachloroethene	ND	5.9	ug/kg	0.61
1,1,2,2-Tetrachloroethane	ND	5.9	ug/kg	0.40
Toluene	ND	5.9	ug/kg	0.32
Chlorobenzene	ND	5.9	ug/kg	0.39
Ethylbenzene	ND	5.9	ug/kg	0.31
Styrene	ND	5.9	ug/kg	0.18
Xylenes (total)	ND	12	ug/kg	0.79

SURROGATE	PERCENT RECOVERY	RECOVERY LIMITS
Dibromofluoromethane	82	(59 - 138)
1,2-Dichloroethane-d4	87	(61 - 130)
Toluene-d8	82	(60 - 143)
4-Bromofluorobenzene	82	(47 - 158)

(Continued on next page)

Tetra Tech NUS, Inc

Client Sample ID: DUP-03

GC/MS Volatiles

Lot-Sample #...: A7K290236-030 Work Order #...: KC4WM1AG Matrix.....: SO

NOTE(S):

Results and reporting limits have been adjusted for dry weight.

J Estimated result. Result is less than RL.

B Method blank contamination. The associated method blank contains the target analyte at a reportable level.

Tetra Tech NUS, Inc

DUP-03

GC/MS Volatiles

Lot-Sample #: A7K290236-030 **Work Order #:** KC4WM1AG **Matrix:** SO

MASS SPECTROMETER/DATA SYSTEM (MSDS) TENTATIVELY IDENTIFIED COMPOUNDS

PARAMETER	CAS #	ESTIMATED RESULT	RETENTION TIME	UNITS
None				ug/kg

TestAmerica

THE LEADER IN ENVIRONMENTAL TESTING

GCMS SEMIVOLATILE DATA

Tetra Tech NUS, Inc

Client Sample ID: SB-500-0001

GC/MS Semivolatiles

Lot-Sample #...: A7K290236-001 **Work Order #...:** KC3971A2 **Matrix.....:** SO
Date Sampled...: 11/27/07 09:40 **Date Received..:** 11/29/07
Prep Date.....: 11/30/07 **Analysis Date..:** 12/02/07
Prep Batch #...: 7334045
Dilution Factor: 1 **Initial Wgt/Vol:** 30 g **Final Wgt/Vol..:** 3 mL
% Moisture.....: 12 **Method.....:** SW846 8270C

PARAMETER	RESULT	REPORTING LIMIT	UNITS
N-Nitrosodimethylamine	ND	560	ug/kg
Benzaldehyde	ND	560	ug/kg
1,1'-Biphenyl	ND	560	ug/kg
Caprolactam	ND	560	ug/kg
Acetophenone	ND	110	ug/kg
Atrazine	ND	560	ug/kg
Phenol	ND	560	ug/kg
bis(2-Chloroethyl)-ether	ND	560	ug/kg
2-Chlorophenol	ND	560	ug/kg
2-Methylphenol	ND	560	ug/kg
2,2'-oxybis(1-Chloro-propane)	ND	560	ug/kg
4-Methylphenol	ND	560	ug/kg
N-Nitrosodi-n-propyl-amine	ND	560	ug/kg
Hexachloroethane	ND	560	ug/kg
Nitrobenzene	ND	560	ug/kg
Isophorone	ND	560	ug/kg
2-Nitrophenol	ND	560	ug/kg
2,4-Dimethylphenol	ND	560	ug/kg
bis(2-Chloroethoxy) methane	ND	560	ug/kg
2,4-Dichlorophenol	ND	560	ug/kg
Naphthalene	ND	560	ug/kg
4-Chloroaniline	ND	560	ug/kg
Hexachlorobutadiene	ND	560	ug/kg
4-Chloro-3-methylphenol	ND	560	ug/kg
2-Methylnaphthalene	ND	560	ug/kg
Hexachlorocyclopenta-diene	ND	560	ug/kg
2,4,6-Trichloro-phenol	ND	560	ug/kg
2,4,5-Trichloro-phenol	ND	560	ug/kg
2-Chloronaphthalene	ND	560	ug/kg
2-Nitroaniline	ND	1100	ug/kg
Dimethyl phthalate	ND	560	ug/kg

(Continued on next page)

Tetra Tech NUS, Inc

Client Sample ID: SB-500-0001

GC/MS Semivolatiles

Lot-Sample #...: A7K290236-001 Work Order #...: KC3971A2 Matrix.....: SO

PARAMETER	RESULT	REPORTING LIMIT	UNITS
Acenaphthylene	**13 J**	**560**	**ug/kg**
2,6-Dinitrotoluene	ND	560	ug/kg
3-Nitroaniline	ND	1100	ug/kg
Acenaphthene	**25 J**	**560**	**ug/kg**
2,4-Dinitrophenol	ND	1100	ug/kg
4-Nitrophenol	ND	1100	ug/kg
Dibenzofuran	ND	560	ug/kg
2,4-Dinitrotoluene	ND	560	ug/kg
Diethyl phthalate	ND	560	ug/kg
4-Chlorophenyl phenyl ether	ND	560	ug/kg
Fluorene	**19 J**	**560**	**ug/kg**
4-Nitroaniline	ND	560	ug/kg
4,6-Dinitro-2-methylphenol	ND	560	ug/kg
N-Nitrosodiphenylamine	ND	560	ug/kg
4-Bromophenyl phenyl ether	ND	560	ug/kg
Hexachlorobenzene	ND	560	ug/kg
Pentachlorophenol	ND	560	ug/kg
Phenanthrene	**220 J**	**560**	**ug/kg**
Anthracene	**78 J**	**560**	**ug/kg**
Carbazole	**27 J**	**560**	**ug/kg**
Di-n-butyl phthalate	ND	560	ug/kg
Fluoranthene	**570**	**560**	**ug/kg**
Pyrene	**460 J**	**560**	**ug/kg**
Butyl benzyl phthalate	ND	560	ug/kg
3,3'-Dichlorobenzidine	ND	560	ug/kg
Benzo(a)anthracene	**280 J**	**560**	**ug/kg**
Chrysene	**300 J**	**560**	**ug/kg**
bis(2-Ethylhexyl) phthalate	ND	560	ug/kg
Di-n-octyl phthalate	ND	560	ug/kg
Benzo(b)fluoranthene	**520 J**	**560**	**ug/kg**
Benzo(k)fluoranthene	**210 J**	**560**	**ug/kg**
Benzo(a)pyrene	**340 J**	**560**	**ug/kg**
Indeno(1,2,3-cd)pyrene	**300 J**	**560**	**ug/kg**
Dibenz(a,h)anthracene	**90 J**	**560**	**ug/kg**
Benzo(ghi)perylene	**360 J**	**560**	**ug/kg**

(Continued on next page)

Tetra Tech NUS, Inc

Client Sample ID: SB-500-0001

GC/MS Semivolatiles

Lot-Sample #...: A7K290236-001 **Work Order #...:** KC3971A2 **Matrix.....:** SO

SURROGATE	PERCENT RECOVERY	RECOVERY LIMITS
Nitrobenzene-d5	60	(24 - 112)
2-Fluorobiphenyl	69	(34 - 110)
Terphenyl-d14	88	(41 - 119)
Phenol-d5	69	(28 - 110)
2-Fluorophenol	64	(26 - 110)
2,4,6-Tribromophenol	40	(10 - 118)

NOTE(S):

Results and reporting limits have been adjusted for dry weight.

J Estimated result. Result is less than RL.

Tetra Tech NUS, Inc

Client Sample ID: SB-500-0406

GC/MS Semivolatiles

Lot-Sample #...: A7K290236-002 **Work Order #...:** KC4TG2AD **Matrix.....:** SO
Date Sampled...: 11/27/07 09:50 **Date Received..:** 11/29/07
Prep Date.....: 12/04/07 **Analysis Date..:** 12/06/07
Prep Batch #...: 7338056
Dilution Factor: 1 **Initial Wgt/Vol:** 30.13 g **Final Wgt/Vol..:** 2 mL
% Moisture.....: 11 **Method.....:** SW846 8270C

PARAMETER	RESULT	REPORTING LIMIT	UNITS
N-Nitrosodimethylamine	ND	370	ug/kg
Benzaldehyde	ND	370	ug/kg
1,1'-Biphenyl	ND	370	ug/kg
Caprolactam	ND	370	ug/kg
Acetophenone	ND	75	ug/kg
Atrazine	ND	370	ug/kg
Phenol	ND	370	ug/kg
bis(2-Chloroethyl)-ether	ND	370	ug/kg
2-Chlorophenol	ND	370	ug/kg
2-Methylphenol	ND	370	ug/kg
2,2'-oxybis(1-Chloro-propane)	ND	370	ug/kg
4-Methylphenol	ND	370	ug/kg
N-Nitrosodi-n-propyl-amine	ND	370	ug/kg
Hexachloroethane	ND	370	ug/kg
Nitrobenzene	ND	370	ug/kg
Isophorone	ND	370	ug/kg
2-Nitrophenol	ND	370	ug/kg
2,4-Dimethylphenol	ND	370	ug/kg
bis(2-Chloroethoxy) methane	ND	370	ug/kg
2,4-Dichlorophenol	ND	370	ug/kg
Naphthalene	ND	370	ug/kg
4-Chloroaniline	ND	370	ug/kg
Hexachlorobutadiene	ND	370	ug/kg
4-Chloro-3-methylphenol	ND	370	ug/kg
2-Methylnaphthalene	ND	370	ug/kg
Hexachlorocyclopenta-diene	ND	370	ug/kg
2,4,6-Trichloro-phenol	ND	370	ug/kg
2,4,5-Trichloro-phenol	ND	370	ug/kg
2-Chloronaphthalene	ND	370	ug/kg
2-Nitroaniline	ND	740	ug/kg
Dimethyl phthalate	ND	370	ug/kg

(Continued on next page)

Tetra Tech NUS, Inc

Client Sample ID: SB-500-0406

GC/MS Semivolatiles

Lot-Sample #...: A7K290236-002 **Work Order #...:** KC4TG2AD **Matrix.....:** SO

PARAMETER	RESULT	REPORTING LIMIT	UNITS
Acenaphthylene	ND	370	ug/kg
2,6-Dinitrotoluene	ND	370	ug/kg
3-Nitroaniline	ND	740	ug/kg
Acenaphthene	ND	370	ug/kg
2,4-Dinitrophenol	ND	740	ug/kg
4-Nitrophenol	ND	740	ug/kg
Dibenzofuran	ND	370	ug/kg
2,4-Dinitrotoluene	ND	370	ug/kg
Diethyl phthalate	ND	370	ug/kg
4-Chlorophenyl phenyl ether	ND	370	ug/kg
Fluorene	ND	370	ug/kg
4-Nitroaniline	ND	370	ug/kg
4,6-Dinitro-2-methylphenol	ND	370	ug/kg
N-Nitrosodiphenylamine	ND	370	ug/kg
4-Bromophenyl phenyl ether	ND	370	ug/kg
Hexachlorobenzene	ND	370	ug/kg
Pentachlorophenol	ND	370	ug/kg
Phenanthrene	ND	370	ug/kg
Anthracene	ND	370	ug/kg
Carbazole	ND	370	ug/kg
Di-n-butyl phthalate	ND	370	ug/kg
Fluoranthene	ND	370	ug/kg
Pyrene	ND	370	ug/kg
Butyl benzyl phthalate	ND	370	ug/kg
3,3'-Dichlorobenzidine	ND	370	ug/kg
Benzo(a)anthracene	ND	370	ug/kg
Chrysene	ND	370	ug/kg
bis(2-Ethylhexyl) phthalate	ND	370	ug/kg
Di-n-octyl phthalate	ND	370	ug/kg
Benzo(b)fluoranthene	ND	370	ug/kg
Benzo(k)fluoranthene	ND	370	ug/kg
Benzo(a)pyrene	ND	370	ug/kg
Indeno(1,2,3-cd)pyrene	ND	370	ug/kg
Dibenz(a,h)anthracene	ND	370	ug/kg
Benzo(ghi)perylene	ND	370	ug/kg

(Continued on next page)

Tetra Tech NUS, Inc

Client Sample ID: SB-500-0406

GC/MS Semivolatiles

Lot-Sample #...: A7K290236-002 **Work Order #...:** KC4TG2AD **Matrix.....:** SO

SURROGATE	PERCENT RECOVERY	RECOVERY LIMITS
Nitrobenzene-d5	73	(24 - 112)
2-Fluorobiphenyl	60	(34 - 110)
Terphenyl-d14	77	(41 - 119)
Phenol-d5	59	(28 - 110)
2-Fluorophenol	62	(26 - 110)
2,4,6-Tribromophenol	40	(10 - 118)

NOTE(S):

Results and reporting limits have been adjusted for dry weight.

Tetra Tech NUS, Inc

Client Sample ID: SB-500-0810

GC/MS Semivolatiles

Lot-Sample #...: A7K290236-003 **Work Order #...:** KC4TJ1AD **Matrix.....:** SO
Date Sampled...: 11/27/07 09:55 **Date Received..:** 11/29/07
Prep Date.....: 11/30/07 **Analysis Date..:** 12/02/07
Prep Batch #...: 7334045
Dilution Factor: 1 **Initial Wgt/Vol:** 30 g **Final Wgt/Vol..:** 2 mL
% Moisture.....: 17 **Method.....:** SW846 8270C

PARAMETER	RESULT	REPORTING LIMIT	UNITS
N-Nitrosodimethylamine	ND	400	ug/kg
Benzaldehyde	ND	400	ug/kg
1,1'-Biphenyl	ND	400	ug/kg
Caprolactam	ND	400	ug/kg
Acetophenone	ND	80	ug/kg
Atrazine	ND	400	ug/kg
Phenol	ND	400	ug/kg
bis(2-Chloroethyl)-ether	ND	400	ug/kg
2-Chlorophenol	ND	400	ug/kg
2-Methylphenol	ND	400	ug/kg
2,2'-oxybis(1-Chloro-propane)	ND	400	ug/kg
4-Methylphenol	ND	400	ug/kg
N-Nitrosodi-n-propyl-amine	ND	400	ug/kg
Hexachloroethane	ND	400	ug/kg
Nitrobenzene	ND	400	ug/kg
Isophorone	ND	400	ug/kg
2-Nitrophenol	ND	400	ug/kg
2,4-Dimethylphenol	ND	400	ug/kg
bis(2-Chloroethoxy) methane	ND	400	ug/kg
2,4-Dichlorophenol	ND	400	ug/kg
Naphthalene	ND	400	ug/kg
4-Chloroaniline	ND	400	ug/kg
Hexachlorobutadiene	ND	400	ug/kg
4-Chloro-3-methylphenol	ND	400	ug/kg
2-Methylnaphthalene	ND	400	ug/kg
Hexachlorocyclopenta-diene	ND	400	ug/kg
2,4,6-Trichloro-phenol	ND	400	ug/kg
2,4,5-Trichloro-phenol	ND	400	ug/kg
2-Chloronaphthalene	ND	400	ug/kg
2-Nitroaniline	ND	790	ug/kg
Dimethyl phthalate	ND	400	ug/kg

(Continued on next page)

Tetra Tech NUS, Inc

Client Sample ID: SB-500-0810

GC/MS Semivolatiles

Lot-Sample #...: A7K290236-003 **Work Order #...:** KC4TJ1AD **Matrix.....:** SO

PARAMETER	RESULT	REPORTING LIMIT	UNITS
Acenaphthylene	ND	400	ug/kg
2,6-Dinitrotoluene	ND	400	ug/kg
3-Nitroaniline	ND	790	ug/kg
Acenaphthene	ND	400	ug/kg
2,4-Dinitrophenol	ND	790	ug/kg
4-Nitrophenol	ND	790	ug/kg
Dibenzofuran	ND	400	ug/kg
2,4-Dinitrotoluene	ND	400	ug/kg
Diethyl phthalate	ND	400	ug/kg
4-Chlorophenyl phenyl ether	ND	400	ug/kg
Fluorene	ND	400	ug/kg
4-Nitroaniline	ND	400	ug/kg
4,6-Dinitro-2-methylphenol	ND	400	ug/kg
N-Nitrosodiphenylamine	ND	400	ug/kg
4-Bromophenyl phenyl ether	ND	400	ug/kg
Hexachlorobenzene	ND	400	ug/kg
Pentachlorophenol	ND	400	ug/kg
Phenanthrene	ND	400	ug/kg
Anthracene	ND	400	ug/kg
Carbazole	ND	400	ug/kg
Di-n-butyl phthalate	ND	400	ug/kg
Fluoranthene	ND	400	ug/kg
Pyrene	ND	400	ug/kg
Butyl benzyl phthalate	ND	400	ug/kg
3,3'-Dichlorobenzidine	ND	400	ug/kg
Benzo(a)anthracene	ND	400	ug/kg
Chrysene	ND	400	ug/kg
bis(2-Ethylhexyl) phthalate	ND	400	ug/kg
Di-n-octyl phthalate	ND	400	ug/kg
Benzo(b)fluoranthene	ND	400	ug/kg
Benzo(k)fluoranthene	ND	400	ug/kg
Benzo(a)pyrene	ND	400	ug/kg
Indeno(1,2,3-cd)pyrene	ND	400	ug/kg
Dibenz(a,h)anthracene	ND	400	ug/kg
Benzo(ghi)perylene	ND	400	ug/kg

(Continued on next page)

Tetra Tech NUS, Inc

Client Sample ID: SB-500-0810

GC/MS Semivolatiles

Lot-Sample #...: A7K290236-003 **Work Order #...:** KC4TJ1AD **Matrix.....:** SO

SURROGATE	PERCENT RECOVERY	RECOVERY LIMITS
Nitrobenzene-d5	57	(24 - 112)
2-Fluorobiphenyl	59	(34 - 110)
Terphenyl-d14	83	(41 - 119)
Phenol-d5	63	(28 - 110)
2-Fluorophenol	64	(26 - 110)
2,4,6-Tribromophenol	65	(10 - 118)

NOTE(S):

Results and reporting limits have been adjusted for dry weight.

Tetra Tech NUS, Inc

Client Sample ID: SB-501-0001

GC/MS Semivolatiles

Lot-Sample #...: A7K290236-004 **Work Order #...:** KC4TL1AD **Matrix.....:** SO
Date Sampled...: 11/27/07 10:27 **Date Received..:** 11/29/07
Prep Date.....: 11/30/07 **Analysis Date..:** 12/02/07
Prep Batch #...: 7334045
Dilution Factor: 20 **Initial Wgt/Vol:** 30 g **Final Wgt/Vol..:** 2 mL
% Moisture.....: 13 **Method.....:** SW846 8270C

PARAMETER	RESULT	REPORTING LIMIT	UNITS
N-Nitrosodimethylamine	ND	7600	ug/kg
Benzaldehyde	ND	7600	ug/kg
1,1'-Biphenyl	ND	7600	ug/kg
Caprolactam	ND	7600	ug/kg
Acetophenone	ND	1500	ug/kg
Atrazine	ND	7600	ug/kg
Phenol	ND	7600	ug/kg
bis(2-Chloroethyl)-ether	ND	7600	ug/kg
2-Chlorophenol	ND	7600	ug/kg
2-Methylphenol	ND	7600	ug/kg
2,2'-oxybis(1-Chloro-propane)	ND	7600	ug/kg
4-Methylphenol	ND	7600	ug/kg
N-Nitrosodi-n-propyl-amine	ND	7600	ug/kg
Hexachloroethane	ND	7600	ug/kg
Nitrobenzene	ND	7600	ug/kg
Isophorone	ND	7600	ug/kg
2-Nitrophenol	ND	7600	ug/kg
2,4-Dimethylphenol	ND	7600	ug/kg
bis(2-Chloroethoxy) methane	ND	7600	ug/kg
2,4-Dichlorophenol	ND	7600	ug/kg
Naphthalene	ND	7600	ug/kg
4-Chloroaniline	ND	7600	ug/kg
Hexachlorobutadiene	ND	7600	ug/kg
4-Chloro-3-methylphenol	ND	7600	ug/kg
2-Methylnaphthalene	ND	7600	ug/kg
Hexachlorocyclopenta-diene	ND	7600	ug/kg
2,4,6-Trichloro-phenol	ND	7600	ug/kg
2,4,5-Trichloro-phenol	ND	7600	ug/kg
2-Chloronaphthalene	ND	7600	ug/kg
2-Nitroaniline	ND	15000	ug/kg
Dimethyl phthalate	ND	7600	ug/kg

(Continued on next page)

Tetra Tech NUS, Inc

Client Sample ID: SB-501-0001

GC/MS Semivolatiles

Lot-Sample #...: A7K290236-004 **Work Order #...:** KC4TL1AD **Matrix.....:** SO

PARAMETER	RESULT	REPORTING LIMIT	UNITS
Acenaphthylene	ND	7600	ug/kg
2,6-Dinitrotoluene	ND	7600	ug/kg
3-Nitroaniline	ND	15000	ug/kg
Acenaphthene	ND	7600	ug/kg
2,4-Dinitrophenol	ND	15000	ug/kg
4-Nitrophenol	ND	15000	ug/kg
Dibenzofuran	ND	7600	ug/kg
2,4-Dinitrotoluene	ND	7600	ug/kg
Diethyl phthalate	ND	7600	ug/kg
4-Chlorophenyl phenyl ether	ND	7600	ug/kg
Fluorene	ND	7600	ug/kg
4-Nitroaniline	ND	7600	ug/kg
4,6-Dinitro-2-methylphenol	ND	7600	ug/kg
N-Nitrosodiphenylamine	ND	7600	ug/kg
4-Bromophenyl phenyl ether	ND	7600	ug/kg
Hexachlorobenzene	ND	7600	ug/kg
Pentachlorophenol	ND	7600	ug/kg
Phenanthrene	**200 J**	**7600**	**ug/kg**
Anthracene	ND	7600	ug/kg
Carbazole	ND	7600	ug/kg
Di-n-butyl phthalate	ND	7600	ug/kg
Fluoranthene	**450 J**	**7600**	**ug/kg**
Pyrene	**370 J**	**7600**	**ug/kg**
Butyl benzyl phthalate	ND	7600	ug/kg
3,3'-Dichlorobenzidine	ND	7600	ug/kg
Benzo(a)anthracene	**240 J**	**7600**	**ug/kg**
Chrysene	**220 J**	**7600**	**ug/kg**
bis(2-Ethylhexyl) phthalate	ND	7600	ug/kg
Di-n-octyl phthalate	ND	7600	ug/kg
Benzo(b)fluoranthene	**450 J**	**7600**	**ug/kg**
Benzo(k)fluoranthene	ND	7600	ug/kg
Benzo(a)pyrene	**190 J**	**7600**	**ug/kg**
Indeno(1,2,3-cd)pyrene	ND	7600	ug/kg
Dibenz(a,h)anthracene	ND	7600	ug/kg
Benzo(ghi)perylene	ND	7600	ug/kg

(Continued on next page)

Tetra Tech NUS, Inc

Client Sample ID: SB-501-0001

GC/MS Semivolatiles

Lot-Sample #...: A7K290236-004 **Work Order #...:** KC4TL1AD **Matrix.....:** SO

SURROGATE	PERCENT RECOVERY	RECOVERY LIMITS
Nitrobenzene-d5	66 DIL	(24 - 112)
2-Fluorobiphenyl	68 DIL	(34 - 110)
Terphenyl-d14	86 DIL	(41 - 119)
Phenol-d5	74 DIL	(28 - 110)
2-Fluorophenol	71 DIL	(26 - 110)
2,4,6-Tribromophenol	85 DIL	(10 - 118)

NOTE(S):

DIL The concentration is estimated or not reported due to dilution or the presence of interfering analytes.

Results and reporting limits have been adjusted for dry weight.

J Estimated result. Result is less than RL.

Tetra Tech NUS, Inc

Client Sample ID: SB-501-0406

GC/MS Semivolatiles

Lot-Sample #...:	A7K290236-005	**Work Order #...:**	KC4TQ1AD	**Matrix.....:**	SO
Date Sampled...:	11/27/07 10:35	**Date Received..:**	11/29/07		
Prep Date.....:	11/30/07	**Analysis Date..:**	12/02/07		
Prep Batch #...:	7334045				
Dilution Factor:	1	**Initial Wgt/Vol:**	30.03 g	**Final Wgt/Vol..:**	2 mL
% Moisture.....:	11	**Method.....:**	SW846 8270C		

PARAMETER	RESULT	REPORTING LIMIT	UNITS
N-Nitrosodimethylamine	ND	370	ug/kg
Benzaldehyde	ND	370	ug/kg
1,1'-Biphenyl	ND	370	ug/kg
Caprolactam	ND	370	ug/kg
Acetophenone	ND	74	ug/kg
Atrazine	ND	370	ug/kg
Phenol	ND	370	ug/kg
bis(2-Chloroethyl)-ether	ND	370	ug/kg
2-Chlorophenol	ND	370	ug/kg
2-Methylphenol	ND	370	ug/kg
2,2'-oxybis(1-Chloro-propane)	ND	370	ug/kg
4-Methylphenol	ND	370	ug/kg
N-Nitrosodi-n-propyl-amine	ND	370	ug/kg
Hexachloroethane	ND	370	ug/kg
Nitrobenzene	ND	370	ug/kg
Isophorone	ND	370	ug/kg
2-Nitrophenol	ND	370	ug/kg
2,4-Dimethylphenol	ND	370	ug/kg
bis(2-Chloroethoxy) methane	ND	370	ug/kg
2,4-Dichlorophenol	ND	370	ug/kg
Naphthalene	ND	370	ug/kg
4-Chloroaniline	ND	370	ug/kg
Hexachlorobutadiene	ND	370	ug/kg
4-Chloro-3-methylphenol	ND	370	ug/kg
2-Methylnaphthalene	ND	370	ug/kg
Hexachlorocyclopenta-diene	ND	370	ug/kg
2,4,6-Trichloro-phenol	ND	370	ug/kg
2,4,5-Trichloro-phenol	ND	370	ug/kg
2-Chloronaphthalene	ND	370	ug/kg
2-Nitroaniline	ND	740	ug/kg
Dimethyl phthalate	ND	370	ug/kg

(Continued on next page)

Tetra Tech NUS, Inc

Client Sample ID: SB-501-0406

GC/MS Semivolatiles

Lot-Sample #...: A7K290236-005 **Work Order #...:** KC4TQ1AD **Matrix.....:** SO

PARAMETER	RESULT	REPORTING LIMIT	UNITS
Acenaphthylene	ND	370	ug/kg
2,6-Dinitrotoluene	ND	370	ug/kg
3-Nitroaniline	ND	740	ug/kg
Acenaphthene	ND	370	ug/kg
2,4-Dinitrophenol	ND	740	ug/kg
4-Nitrophenol	ND	740	ug/kg
Dibenzofuran	ND	370	ug/kg
2,4-Dinitrotoluene	ND	370	ug/kg
Diethyl phthalate	ND	370	ug/kg
4-Chlorophenyl phenyl ether	ND	370	ug/kg
Fluorene	ND	370	ug/kg
4-Nitroaniline	ND	370	ug/kg
4,6-Dinitro-2-methylphenol	ND	370	ug/kg
N-Nitrosodiphenylamine	ND	370	ug/kg
4-Bromophenyl phenyl ether	ND	370	ug/kg
Hexachlorobenzene	ND	370	ug/kg
Pentachlorophenol	ND	370	ug/kg
Phenanthrene	ND	370	ug/kg
Anthracene	ND	370	ug/kg
Carbazole	ND	370	ug/kg
Di-n-butyl phthalate	ND	370	ug/kg
Fluoranthene	ND	370	ug/kg
Pyrene	ND	370	ug/kg
Butyl benzyl phthalate	ND	370	ug/kg
3,3'-Dichlorobenzidine	ND	370	ug/kg
Benzo(a)anthracene	ND	370	ug/kg
Chrysene	ND	370	ug/kg
bis(2-Ethylhexyl) phthalate	ND	370	ug/kg
Di-n-octyl phthalate	ND	370	ug/kg
Benzo(b)fluoranthene	ND	370	ug/kg
Benzo(k)fluoranthene	ND	370	ug/kg
Benzo(a)pyrene	ND	370	ug/kg
Indeno(1,2,3-cd)pyrene	ND	370	ug/kg
Dibenz(a,h)anthracene	ND	370	ug/kg
Benzo(ghi)perylene	ND	370	ug/kg

(Continued on next page)

Tetra Tech NUS, Inc

Client Sample ID: SB-501-0406

GC/MS Semivolatiles

Lot-Sample #...: A7K290236-005 Work Order #...: KC4TQ1AD Matrix.....: SO

SURROGATE	PERCENT RECOVERY	RECOVERY LIMITS
Nitrobenzene-d5	57	(24 - 112)
2-Fluorobiphenyl	60	(34 - 110)
Terphenyl-d14	64	(41 - 119)
Phenol-d5	63	(28 - 110)
2-Fluorophenol	64	(26 - 110)
2,4,6-Tribromophenol	59	(10 - 118)

NOTE(S):

Results and reporting limits have been adjusted for dry weight.

Tetra Tech NUS, Inc

Client Sample ID: SB-501-0810

GC/MS Semivolatiles

Lot-Sample #...: A7K290236-006	**Work Order #...:** KC4TT1AD	**Matrix.....:** SO	
Date Sampled...: 11/27/07 10:35	**Date Received..:** 11/29/07		
Prep Date.....: 11/30/07	**Analysis Date..:** 12/02/07		
Prep Batch #...: 7334045			
Dilution Factor: 1	**Initial Wgt/Vol:** 30.02 g	**Final Wgt/Vol..:** 2 mL	
% Moisture.....: 15	**Method.....:** SW846 8270C		

PARAMETER	RESULT	REPORTING LIMIT	UNITS
N-Nitrosodimethylamine	ND	390	ug/kg
Benzaldehyde	ND	390	ug/kg
1,1'-Biphenyl	ND	390	ug/kg
Caprolactam	ND	390	ug/kg
Acetophenone	ND	79	ug/kg
Atrazine	ND	390	ug/kg
Phenol	ND	390	ug/kg
bis(2-Chloroethyl)-ether	ND	390	ug/kg
2-Chlorophenol	ND	390	ug/kg
2-Methylphenol	ND	390	ug/kg
2,2'-oxybis(1-Chloro-propane)	ND	390	ug/kg
4-Methylphenol	ND	390	ug/kg
N-Nitrosodi-n-propyl-amine	ND	390	ug/kg
Hexachloroethane	ND	390	ug/kg
Nitrobenzene	ND	390	ug/kg
Isophorone	ND	390	ug/kg
2-Nitrophenol	ND	390	ug/kg
2,4-Dimethylphenol	ND	390	ug/kg
bis(2-Chloroethoxy) methane	ND	390	ug/kg
2,4-Dichlorophenol	ND	390	ug/kg
Naphthalene	ND	390	ug/kg
4-Chloroaniline	ND	390	ug/kg
Hexachlorobutadiene	ND	390	ug/kg
4-Chloro-3-methylphenol	ND	390	ug/kg
2-Methylnaphthalene	ND	390	ug/kg
Hexachlorocyclopenta-diene	ND	390	ug/kg
2,4,6-Trichloro-phenol	ND	390	ug/kg
2,4,5-Trichloro-phenol	ND	390	ug/kg
2-Chloronaphthalene	ND	390	ug/kg
2-Nitroaniline	ND	780	ug/kg
Dimethyl phthalate	ND	390	ug/kg

(Continued on next page)

Tetra Tech NUS, Inc

Client Sample ID: SB-501-0810

GC/MS Semivolatiles

Lot-Sample #...: A7K290236-006 **Work Order #...:** KC4TT1AD **Matrix.....:** SO

PARAMETER	RESULT	REPORTING LIMIT	UNITS
Acenaphthylene	ND	390	ug/kg
2,6-Dinitrotoluene	ND	390	ug/kg
3-Nitroaniline	ND	780	ug/kg
Acenaphthene	ND	390	ug/kg
2,4-Dinitrophenol	ND	780	ug/kg
4-Nitrophenol	ND	780	ug/kg
Dibenzofuran	ND	390	ug/kg
2,4-Dinitrotoluene	ND	390	ug/kg
Diethyl phthalate	ND	390	ug/kg
4-Chlorophenyl phenyl ether	ND	390	ug/kg
Fluorene	ND	390	ug/kg
4-Nitroaniline	ND	390	ug/kg
4,6-Dinitro-2-methylphenol	ND	390	ug/kg
N-Nitrosodiphenylamine	ND	390	ug/kg
4-Bromophenyl phenyl ether	ND	390	ug/kg
Hexachlorobenzene	ND	390	ug/kg
Pentachlorophenol	ND	390	ug/kg
Phenanthrene	ND	390	ug/kg
Anthracene	ND	390	ug/kg
Carbazole	ND	390	ug/kg
Di-n-butyl phthalate	ND	390	ug/kg
Fluoranthene	ND	390	ug/kg
Pyrene	ND	390	ug/kg
Butyl benzyl phthalate	ND	390	ug/kg
3,3'-Dichlorobenzidine	ND	390	ug/kg
Benzo(a)anthracene	ND	390	ug/kg
Chrysene	ND	390	ug/kg
bis(2-Ethylhexyl) phthalate	ND	390	ug/kg
Di-n-octyl phthalate	ND	390	ug/kg
Benzo(b)fluoranthene	ND	390	ug/kg
Benzo(k)fluoranthene	ND	390	ug/kg
Benzo(a)pyrene	ND	390	ug/kg
Indeno(1,2,3-cd)pyrene	ND	390	ug/kg
Dibenz(a,h)anthracene	ND	390	ug/kg
Benzo(ghi)perylene	ND	390	ug/kg

(Continued on next page)

Tetra Tech NUS, Inc

Client Sample ID: SB-501-0810

GC/MS Semivolatiles

Lot-Sample #...: A7K290236-006 Work Order #...: KC4TT1AD Matrix.....: SO

SURROGATE	PERCENT RECOVERY	RECOVERY LIMITS
Nitrobenzene-d5	42	(24 - 112)
2-Fluorobiphenyl	45	(34 - 110)
Terphenyl-d14	58	(41 - 119)
Phenol-d5	47	(28 - 110)
2-Fluorophenol	48	(26 - 110)
2,4,6-Tribromophenol	48	(10 - 118)

NOTE(S):

Results and reporting limits have been adjusted for dry weight.

Tetra Tech NUS, Inc

Client Sample ID: SB-502-0001

GC/MS Semivolatiles

Lot-Sample #...:	A7K290236-007	**Work Order #...:**	KC4T01AD	**Matrix.....:**	SO
Date Sampled...:	11/27/07 11:09	**Date Received..:**	11/29/07		
Prep Date.....:	11/30/07	**Analysis Date..:**	12/02/07		
Prep Batch #...:	7334045				
Dilution Factor:	5	**Initial Wgt/Vol:**	30.04 g	**Final Wgt/Vol..:**	2 mL
% Moisture.....:	16	**Method.....:**	SW846 8270C		

PARAMETER	RESULT	REPORTING LIMIT	UNITS
N-Nitrosodimethylamine	ND	2000	ug/kg
Benzaldehyde	ND	2000	ug/kg
1,1'-Biphenyl	ND	2000	ug/kg
Caprolactam	ND	2000	ug/kg
Acetophenone	ND	390	ug/kg
Atrazine	ND	2000	ug/kg
Phenol	ND	2000	ug/kg
bis(2-Chloroethyl)-ether	ND	2000	ug/kg
2-Chlorophenol	ND	2000	ug/kg
2-Methylphenol	ND	2000	ug/kg
2,2'-oxybis(1-Chloro-propane)	ND	2000	ug/kg
4-Methylphenol	ND	2000	ug/kg
N-Nitrosodi-n-propyl-amine	ND	2000	ug/kg
Hexachloroethane	ND	2000	ug/kg
Nitrobenzene	ND	2000	ug/kg
Isophorone	ND	2000	ug/kg
2-Nitrophenol	ND	2000	ug/kg
2,4-Dimethylphenol	ND	2000	ug/kg
bis(2-Chloroethoxy) methane	ND	2000	ug/kg
2,4-Dichlorophenol	ND	2000	ug/kg
Naphthalene	ND	2000	ug/kg
4-Chloroaniline	ND	2000	ug/kg
Hexachlorobutadiene	ND	2000	ug/kg
4-Chloro-3-methylphenol	ND	2000	ug/kg
2-Methylnaphthalene	ND	2000	ug/kg
Hexachlorocyclopenta-diene	ND	2000	ug/kg
2,4,6-Trichloro-phenol	ND	2000	ug/kg
2,4,5-Trichloro-phenol	ND	2000	ug/kg
2-Chloronaphthalene	ND	2000	ug/kg
2-Nitroaniline	ND	3900	ug/kg
Dimethyl phthalate	ND	2000	ug/kg

(Continued on next page)

Tetra Tech NUS, Inc

Client Sample ID: SB-502-0001

GC/MS Semivolatiles

Lot-Sample #...: A7K290236-007 Work Order #...: KC4T01AD Matrix.....: SO

PARAMETER	RESULT	REPORTING LIMIT	UNITS
Acenaphthylene	**84 J**	**2000**	**ug/kg**
2,6-Dinitrotoluene	ND	2000	ug/kg
3-Nitroaniline	ND	3900	ug/kg
Acenaphthene	ND	2000	ug/kg
2,4-Dinitrophenol	ND	3900	ug/kg
4-Nitrophenol	ND	3900	ug/kg
Dibenzofuran	ND	2000	ug/kg
2,4-Dinitrotoluene	ND	2000	ug/kg
Diethyl phthalate	ND	2000	ug/kg
4-Chlorophenyl phenyl ether	ND	2000	ug/kg
Fluorene	ND	2000	ug/kg
4-Nitroaniline	ND	2000	ug/kg
4,6-Dinitro-2-methylphenol	ND	2000	ug/kg
N-Nitrosodiphenylamine	ND	2000	ug/kg
4-Bromophenyl phenyl ether	ND	2000	ug/kg
Hexachlorobenzene	ND	2000	ug/kg
Pentachlorophenol	ND	2000	ug/kg
Phenanthrene	**650 J**	**2000**	**ug/kg**
Anthracene	**360 J**	**2000**	**ug/kg**
Carbazole	ND	2000	ug/kg
Di-n-butyl phthalate	ND	2000	ug/kg
Fluoranthene	**6100**	**2000**	**ug/kg**
Pyrene	**5400**	**2000**	**ug/kg**
Butyl benzyl phthalate	ND	2000	ug/kg
3,3'-Dichlorobenzidine	ND	2000	ug/kg
Benzo(a)anthracene	**4000**	**2000**	**ug/kg**
Chrysene	**3400**	**2000**	**ug/kg**
bis(2-Ethylhexyl) phthalate	ND	2000	ug/kg
Di-n-octyl phthalate	ND	2000	ug/kg
Benzo(b)fluoranthene	**4500**	**2000**	**ug/kg**
Benzo(k)fluoranthene	**2100**	**2000**	**ug/kg**
Benzo(a)pyrene	**3900**	**2000**	**ug/kg**
Indeno(1,2,3-cd)pyrene	**2100**	**2000**	**ug/kg**
Dibenz(a,h)anthracene	**590 J**	**2000**	**ug/kg**
Benzo(ghi)perylene	**2100**	**2000**	**ug/kg**

(Continued on next page)

Tetra Tech NUS, Inc

Client Sample ID: SB-502-0001

GC/MS Semivolatiles

Lot-Sample #...: A7K290236-007 Work Order #...: KC4T01AD Matrix.....: SO

SURROGATE	PERCENT RECOVERY	RECOVERY LIMITS
Nitrobenzene-d5	57 DIL	(24 - 112)
2-Fluorobiphenyl	63 DIL	(34 - 110)
Terphenyl-d14	80 DIL	(41 - 119)
Phenol-d5	68 DIL	(28 - 110)
2-Fluorophenol	61 DIL	(26 - 110)
2,4,6-Tribromophenol	11 DIL	(10 - 118)

NOTE(S):

DIL The concentration is estimated or not reported due to dilution or the presence of interfering analytes.

Results and reporting limits have been adjusted for dry weight.

J Estimated result. Result is less than RL.

Tetra Tech NUS, Inc

Client Sample ID: SB-502-0406

GC/MS Semivolatiles

Lot-Sample #...:	A7K290236-008	**Work Order #...:**	KC4T21AD	**Matrix.....:**	SO
Date Sampled...:	11/27/07 11:15	**Date Received..:**	11/29/07		
Prep Date.....:	11/30/07	**Analysis Date..:**	12/02/07		
Prep Batch #...:	7334045				
Dilution Factor:	1	**Initial Wgt/Vol:**	30.05 g	**Final Wgt/Vol..:**	2 mL
% Moisture.....:	14	**Method.....:**	SW846 8270C		

PARAMETER	RESULT	REPORTING LIMIT	UNITS
N-Nitrosodimethylamine	ND	390	ug/kg
Benzaldehyde	ND	390	ug/kg
1,1'-Biphenyl	ND	390	ug/kg
Caprolactam	ND	390	ug/kg
Acetophenone	ND	78	ug/kg
Atrazine	ND	390	ug/kg
Phenol	ND	390	ug/kg
bis(2-Chloroethyl)-ether	ND	390	ug/kg
2-Chlorophenol	ND	390	ug/kg
2-Methylphenol	ND	390	ug/kg
2,2'-oxybis(1-Chloro-propane)	ND	390	ug/kg
4-Methylphenol	ND	390	ug/kg
N-Nitrosodi-n-propyl-amine	ND	390	ug/kg
Hexachloroethane	ND	390	ug/kg
Nitrobenzene	ND	390	ug/kg
Isophorone	ND	390	ug/kg
2-Nitrophenol	ND	390	ug/kg
2,4-Dimethylphenol	ND	390	ug/kg
bis(2-Chloroethoxy) methane	ND	390	ug/kg
2,4-Dichlorophenol	ND	390	ug/kg
Naphthalene	ND	390	ug/kg
4-Chloroaniline	ND	390	ug/kg
Hexachlorobutadiene	ND	390	ug/kg
4-Chloro-3-methylphenol	ND	390	ug/kg
2-Methylnaphthalene	ND	390	ug/kg
Hexachlorocyclopenta-diene	ND	390	ug/kg
2,4,6-Trichloro-phenol	ND	390	ug/kg
2,4,5-Trichloro-phenol	ND	390	ug/kg
2-Chloronaphthalene	ND	390	ug/kg
2-Nitroaniline	ND	770	ug/kg
Dimethyl phthalate	ND	390	ug/kg

(Continued on next page)

Tetra Tech NUS, Inc

Client Sample ID: SB-502-0406

GC/MS Semivolatiles

Lot-Sample #...: A7K290236-008 **Work Order #...:** KC4T21AD **Matrix.....:** SO

PARAMETER	RESULT	REPORTING LIMIT	UNITS
Acenaphthylene	ND	390	ug/kg
2,6-Dinitrotoluene	ND	390	ug/kg
3-Nitroaniline	ND	770	ug/kg
Acenaphthene	ND	390	ug/kg
2,4-Dinitrophenol	ND	770	ug/kg
4-Nitrophenol	ND	770	ug/kg
Dibenzofuran	ND	390	ug/kg
2,4-Dinitrotoluene	ND	390	ug/kg
Diethyl phthalate	ND	390	ug/kg
4-Chlorophenyl phenyl ether	ND	390	ug/kg
Fluorene	ND	390	ug/kg
4-Nitroaniline	ND	390	ug/kg
4,6-Dinitro-2-methylphenol	ND	390	ug/kg
N-Nitrosodiphenylamine	ND	390	ug/kg
4-Bromophenyl phenyl ether	ND	390	ug/kg
Hexachlorobenzene	ND	390	ug/kg
Pentachlorophenol	ND	390	ug/kg
Phenanthrene	**10 J**	**390**	**ug/kg**
Anthracene	ND	390	ug/kg
Carbazole	ND	390	ug/kg
Di-n-butyl phthalate	ND	390	ug/kg
Fluoranthene	**32 J**	**390**	**ug/kg**
Pyrene	**20 J**	**390**	**ug/kg**
Butyl benzyl phthalate	ND	390	ug/kg
3,3'-Dichlorobenzidine	ND	390	ug/kg
Benzo(a)anthracene	**21 J**	**390**	**ug/kg**
Chrysene	**13 J**	**390**	**ug/kg**
bis(2-Ethylhexyl) phthalate	ND	390	ug/kg
Di-n-octyl phthalate	ND	390	ug/kg
Benzo(b)fluoranthene	**31 J**	**390**	**ug/kg**
Benzo(k)fluoranthene	**9.3 J**	**390**	**ug/kg**
Benzo(a)pyrene	**16 J**	**390**	**ug/kg**
Indeno(1,2,3-cd)pyrene	**10 J**	**390**	**ug/kg**
Dibenz(a,h)anthracene	ND	390	ug/kg
Benzo(ghi)perylene	**11 J**	**390**	**ug/kg**

(Continued on next page)

Tetra Tech NUS, Inc

Client Sample ID: SB-502-0406

GC/MS Semivolatiles

Lot-Sample #...: A7K290236-008 **Work Order #...:** KC4T21AD **Matrix.....:** SO

SURROGATE	PERCENT RECOVERY	RECOVERY LIMITS
Nitrobenzene-d5	62	(24 - 112)
2-Fluorobiphenyl	65	(34 - 110)
Terphenyl-d14	67	(41 - 119)
Phenol-d5	73	(28 - 110)
2-Fluorophenol	76	(26 - 110)
2,4,6-Tribromophenol	60	(10 - 118)

NOTE(S):

Results and reporting limits have been adjusted for dry weight.

J Estimated result. Result is less than RL.

Tetra Tech NUS, Inc

Client Sample ID: SB-502-0810

GC/MS Semivolatiles

Lot-Sample #...: A7K290236-009 **Work Order #...:** KC4T41AD **Matrix.....:** SO
Date Sampled...: 11/27/07 11:40 **Date Received..:** 11/29/07
Prep Date.....: 11/30/07 **Analysis Date..:** 12/02/07
Prep Batch #...: 7334045
Dilution Factor: 10 **Initial Wgt/Vol:** 30 g **Final Wgt/Vol..:** 2 mL
% Moisture.....: 14 **Method.....:** SW846 8270C

PARAMETER	RESULT	REPORTING LIMIT	UNITS
N-Nitrosodimethylamine	ND	3800	ug/kg
Benzaldehyde	ND	3800	ug/kg
1,1'-Biphenyl	ND	3800	ug/kg
Caprolactam	ND	3800	ug/kg
Acetophenone	ND	780	ug/kg
Atrazine	ND	3800	ug/kg
Phenol	ND	3800	ug/kg
bis(2-Chloroethyl)-ether	ND	3800	ug/kg
2-Chlorophenol	ND	3800	ug/kg
2-Methylphenol	ND	3800	ug/kg
2,2'-oxybis(1-Chloro-propane)	ND	3800	ug/kg
4-Methylphenol	ND	3800	ug/kg
N-Nitrosodi-n-propyl-amine	ND	3800	ug/kg
Hexachloroethane	ND	3800	ug/kg
Nitrobenzene	ND	3800	ug/kg
Isophorone	ND	3800	ug/kg
2-Nitrophenol	ND	3800	ug/kg
2,4-Dimethylphenol	ND	3800	ug/kg
bis(2-Chloroethoxy) methane	ND	3800	ug/kg
2,4-Dichlorophenol	ND	3800	ug/kg
Naphthalene	ND	3800	ug/kg
4-Chloroaniline	ND	3800	ug/kg
Hexachlorobutadiene	ND	3800	ug/kg
4-Chloro-3-methylphenol	ND	3800	ug/kg
2-Methylnaphthalene	ND	3800	ug/kg
Hexachlorocyclopenta-diene	ND	3800	ug/kg
2,4,6-Trichloro-phenol	ND	3800	ug/kg
2,4,5-Trichloro-phenol	ND	3800	ug/kg
2-Chloronaphthalene	ND	3800	ug/kg
2-Nitroaniline	ND	7700	ug/kg
Dimethyl phthalate	ND	3800	ug/kg

(Continued on next page)

Tetra Tech NUS, Inc

Client Sample ID: SB-502-0810

GC/MS Semivolatiles

Lot-Sample #...: A7K290236-009 **Work Order #...:** KC4T41AD **Matrix.....:** SO

PARAMETER	RESULT	REPORTING LIMIT	UNITS
Acenaphthylene	ND	3800	ug/kg
2,6-Dinitrotoluene	ND	3800	ug/kg
3-Nitroaniline	ND	7700	ug/kg
Acenaphthene	ND	3800	ug/kg
2,4-Dinitrophenol	ND	7700	ug/kg
4-Nitrophenol	ND	7700	ug/kg
Dibenzofuran	ND	3800	ug/kg
2,4-Dinitrotoluene	ND	3800	ug/kg
Diethyl phthalate	ND	3800	ug/kg
4-Chlorophenyl phenyl ether	ND	3800	ug/kg
Fluorene	ND	3800	ug/kg
4-Nitroaniline	ND	3800	ug/kg
4,6-Dinitro-2-methylphenol	ND	3800	ug/kg
N-Nitrosodiphenylamine	ND	3800	ug/kg
4-Bromophenyl phenyl ether	ND	3800	ug/kg
Hexachlorobenzene	ND	3800	ug/kg
Pentachlorophenol	ND	3800	ug/kg
Phenanthrene	ND	3800	ug/kg
Anthracene	ND	3800	ug/kg
Carbazole	ND	3800	ug/kg
Di-n-butyl phthalate	ND	3800	ug/kg
Fluoranthene	ND	3800	ug/kg
Pyrene	ND	3800	ug/kg
Butyl benzyl phthalate	ND	3800	ug/kg
3,3'-Dichlorobenzidine	ND	3800	ug/kg
Benzo(a)anthracene	ND	3800	ug/kg
Chrysene	ND	3800	ug/kg
bis(2-Ethylhexyl) phthalate	ND	3800	ug/kg
Di-n-octyl phthalate	ND	3800	ug/kg
Benzo(b)fluoranthene	ND	3800	ug/kg
Benzo(k)fluoranthene	ND	3800	ug/kg
Benzo(a)pyrene	ND	3800	ug/kg
Indeno(1,2,3-cd)pyrene	ND	3800	ug/kg
Dibenz(a,h)anthracene	ND	3800	ug/kg
Benzo(ghi)perylene	ND	3800	ug/kg

(Continued on next page)

Tetra Tech NUS, Inc

Client Sample ID: SB-502-0810

GC/MS Semivolatiles

Lot-Sample #...: A7K290236-009 **Work Order #...:** KC4T41AD **Matrix.....:** SO

SURROGATE	PERCENT RECOVERY	RECOVERY LIMITS
Nitrobenzene-d5	53 DIL	(24 - 112)
2-Fluorobiphenyl	55 DIL	(34 - 110)
Terphenyl-d14	70 DIL	(41 - 119)
Phenol-d5	62 DIL	(28 - 110)
2-Fluorophenol	60 DIL	(26 - 110)
2,4,6-Tribromophenol	63 DIL	(10 - 118)

NOTE(S):

DIL The concentration is estimated or not reported due to dilution or the presence of interfering analytes.

Results and reporting limits have been adjusted for dry weight.

Tetra Tech NUS, Inc

Client Sample ID: SB-503-0001

GC/MS Semivolatiles

Lot-Sample #...:	A7K290236-010	**Work Order #...:**	KC4T71AD	**Matrix.....:**	SO
Date Sampled...:	11/27/07 12:45	**Date Received..:**	11/29/07		
Prep Date.....:	11/30/07	**Analysis Date..:**	12/02/07		
Prep Batch #...:	7334045				
Dilution Factor:	10	**Initial Wgt/Vol:**	30.03 g	**Final Wgt/Vol..:**	3 mL
% Moisture.....:	14	**Method.....:**	SW846 8270C		

PARAMETER	RESULT	REPORTING LIMIT	UNITS
N-Nitrosodimethylamine	ND	5800	ug/kg
Benzaldehyde	ND	5800	ug/kg
1,1'-Biphenyl	ND	5800	ug/kg
Caprolactam	ND	5800	ug/kg
Acetophenone	ND	1200	ug/kg
Atrazine	ND	5800	ug/kg
Phenol	ND	5800	ug/kg
bis(2-Chloroethyl)-ether	ND	5800	ug/kg
2-Chlorophenol	ND	5800	ug/kg
2-Methylphenol	ND	5800	ug/kg
2,2'-oxybis(1-Chloro-propane)	ND	5800	ug/kg
4-Methylphenol	ND	5800	ug/kg
N-Nitrosodi-n-propyl-amine	ND	5800	ug/kg
Hexachloroethane	ND	5800	ug/kg
Nitrobenzene	ND	5800	ug/kg
Isophorone	ND	5800	ug/kg
2-Nitrophenol	ND	5800	ug/kg
2,4-Dimethylphenol	ND	5800	ug/kg
bis(2-Chloroethoxy) methane	ND	5800	ug/kg
2,4-Dichlorophenol	ND	5800	ug/kg
Naphthalene	**180 J**	**5800**	**ug/kg**
4-Chloroaniline	ND	5800	ug/kg
Hexachlorobutadiene	ND	5800	ug/kg
4-Chloro-3-methylphenol	ND	5800	ug/kg
2-Methylnaphthalene	**190 J**	**5800**	**ug/kg**
Hexachlorocyclopenta-diene	ND	5800	ug/kg
2,4,6-Trichloro-phenol	ND	5800	ug/kg
2,4,5-Trichloro-phenol	ND	5800	ug/kg
2-Chloronaphthalene	ND	5800	ug/kg
2-Nitroaniline	ND	12000	ug/kg
Dimethyl phthalate	ND	5800	ug/kg

(Continued on next page)

Tetra Tech NUS, Inc

Client Sample ID: SB-503-0001

GC/MS Semivolatiles

Lot-Sample #...: A7K290236-010 Work Order #...: KC4T71AD Matrix.....: SO

PARAMETER	RESULT	REPORTING LIMIT	UNITS
Acenaphthylene	**330 J**	**5800**	**ug/kg**
2,6-Dinitrotoluene	ND	5800	ug/kg
3-Nitroaniline	ND	12000	ug/kg
Acenaphthene	**470 J**	**5800**	**ug/kg**
2,4-Dinitrophenol	ND	12000	ug/kg
4-Nitrophenol	ND	12000	ug/kg
Dibenzofuran	ND	5800	ug/kg
2,4-Dinitrotoluene	ND	5800	ug/kg
Diethyl phthalate	ND	5800	ug/kg
4-Chlorophenyl phenyl ether	ND	5800	ug/kg
Fluorene	**580 J**	**5800**	**ug/kg**
4-Nitroaniline	ND	5800	ug/kg
4,6-Dinitro-2-methylphenol	ND	5800	ug/kg
N-Nitrosodiphenylamine	ND	5800	ug/kg
4-Bromophenyl phenyl ether	ND	5800	ug/kg
Hexachlorobenzene	ND	5800	ug/kg
Pentachlorophenol	ND	5800	ug/kg
Phenanthrene	**5600 J**	**5800**	**ug/kg**
Anthracene	**1500 J**	**5800**	**ug/kg**
Carbazole	**430 J**	**5800**	**ug/kg**
Di-n-butyl phthalate	ND	5800	ug/kg
Fluoranthene	**14000**	**5800**	**ug/kg**
Pyrene	**16000**	**5800**	**ug/kg**
Butyl benzyl phthalate	ND	5800	ug/kg
3,3'-Dichlorobenzidine	ND	5800	ug/kg
Benzo(a)anthracene	**7300**	**5800**	**ug/kg**
Chrysene	**7700**	**5800**	**ug/kg**
bis(2-Ethylhexyl) phthalate	ND	5800	ug/kg
Di-n-octyl phthalate	ND	5800	ug/kg
Benzo(b)fluoranthene	**8100**	**5800**	**ug/kg**
Benzo(k)fluoranthene	**3100 J**	**5800**	**ug/kg**
Benzo(a)pyrene	**7600**	**5800**	**ug/kg**
Indeno(1,2,3-cd)pyrene	**4200 J**	**5800**	**ug/kg**
Dibenz(a,h)anthracene	**1400 J**	**5800**	**ug/kg**
Benzo(ghi)perylene	**5000 J**	**5800**	**ug/kg**

(Continued on next page)

Tetra Tech NUS, Inc

Client Sample ID: SB-503-0001

GC/MS Semivolatiles

Lot-Sample #...: A7K290236-010 **Work Order #...:** KC4T71AD **Matrix.....:** SO

SURROGATE	PERCENT RECOVERY	RECOVERY LIMITS
Nitrobenzene-d5	86 DIL	(24 - 112)
2-Fluorobiphenyl	88 DIL	(34 - 110)
Terphenyl-d14	104 DIL	(41 - 119)
Phenol-d5	98 DIL	(28 - 110)
2-Fluorophenol	94 DIL	(26 - 110)
2,4,6-Tribromophenol	104 DIL	(10 - 118)

NOTE(S):

DIL The concentration is estimated or not reported due to dilution or the presence of interfering analytes.

Results and reporting limits have been adjusted for dry weight.

J Estimated result. Result is less than RL.

Tetra Tech NUS, Inc

Client Sample ID: SB-503-0406

GC/MS Semivolatiles

Lot-Sample #...:	A7K290236-011	**Work Order #...:**	KC4T91AD	**Matrix.....:**	SO
Date Sampled...:	11/27/07 12:55	**Date Received..:**	11/29/07		
Prep Date.....:	11/30/07	**Analysis Date..:**	12/02/07		
Prep Batch #...:	7334045				
Dilution Factor:	1	**Initial Wgt/Vol:**	30.11 g	**Final Wgt/Vol..:**	2 mL
% Moisture.....:	18	**Method.....:**	SW846 8270C		

PARAMETER	RESULT	REPORTING LIMIT	UNITS
N-Nitrosodimethylamine	ND	400	ug/kg
Benzaldehyde	ND	400	ug/kg
1,1'-Biphenyl	ND	400	ug/kg
Caprolactam	ND	400	ug/kg
Acetophenone	ND	81	ug/kg
Atrazine	ND	400	ug/kg
Phenol	ND	400	ug/kg
bis(2-Chloroethyl)-ether	ND	400	ug/kg
2-Chlorophenol	ND	400	ug/kg
2-Methylphenol	ND	400	ug/kg
2,2'-oxybis(1-Chloro-propane)	ND	400	ug/kg
4-Methylphenol	ND	400	ug/kg
N-Nitrosodi-n-propyl-amine	ND	400	ug/kg
Hexachloroethane	ND	400	ug/kg
Nitrobenzene	ND	400	ug/kg
Isophorone	ND	400	ug/kg
2-Nitrophenol	ND	400	ug/kg
2,4-Dimethylphenol	ND	400	ug/kg
bis(2-Chloroethoxy) methane	ND	400	ug/kg
2,4-Dichlorophenol	ND	400	ug/kg
Naphthalene	ND	400	ug/kg
4-Chloroaniline	ND	400	ug/kg
Hexachlorobutadiene	ND	400	ug/kg
4-Chloro-3-methylphenol	ND	400	ug/kg
2-Methylnaphthalene	ND	400	ug/kg
Hexachlorocyclopenta-diene	ND	400	ug/kg
2,4,6-Trichloro-phenol	ND	400	ug/kg
2,4,5-Trichloro-phenol	ND	400	ug/kg
2-Chloronaphthalene	ND	400	ug/kg
2-Nitroaniline	ND	800	ug/kg
Dimethyl phthalate	ND	400	ug/kg

(Continued on next page)

Tetra Tech NUS, Inc

Client Sample ID: SB-503-0406

GC/MS Semivolatiles

Lot-Sample #...: A7K290236-011 Work Order #...: KC4T91AD Matrix.....: SO

PARAMETER	RESULT	REPORTING LIMIT	UNITS
Acenaphthylene	ND	400	ug/kg
2,6-Dinitrotoluene	ND	400	ug/kg
3-Nitroaniline	ND	800	ug/kg
Acenaphthene	ND	400	ug/kg
2,4-Dinitrophenol	ND	800	ug/kg
4-Nitrophenol	ND	800	ug/kg
Dibenzofuran	ND	400	ug/kg
2,4-Dinitrotoluene	ND	400	ug/kg
Diethyl phthalate	ND	400	ug/kg
4-Chlorophenyl phenyl ether	ND	400	ug/kg
Fluorene	ND	400	ug/kg
4-Nitroaniline	ND	400	ug/kg
4,6-Dinitro-2-methylphenol	ND	400	ug/kg
N-Nitrosodiphenylamine	ND	400	ug/kg
4-Bromophenyl phenyl ether	ND	400	ug/kg
Hexachlorobenzene	ND	400	ug/kg
Pentachlorophenol	ND	400	ug/kg
Phenanthrene	**25 J**	**400**	**ug/kg**
Anthracene	ND	400	ug/kg
Carbazole	ND	400	ug/kg
Di-n-butyl phthalate	ND	400	ug/kg
Fluoranthene	**54 J**	**400**	**ug/kg**
Pyrene	**51 J**	**400**	**ug/kg**
Butyl benzyl phthalate	ND	400	ug/kg
3,3'-Dichlorobenzidine	ND	400	ug/kg
Benzo(a)anthracene	**28 J**	**400**	**ug/kg**
Chrysene	**29 J**	**400**	**ug/kg**
bis(2-Ethylhexyl) phthalate	ND	400	ug/kg
Di-n-octyl phthalate	ND	400	ug/kg
Benzo(b)fluoranthene	**40 J**	**400**	**ug/kg**
Benzo(k)fluoranthene	**17 J**	**400**	**ug/kg**
Benzo(a)pyrene	**26 J**	**400**	**ug/kg**
Indeno(1,2,3-cd)pyrene	**15 J**	**400**	**ug/kg**
Dibenz(a,h)anthracene	ND	400	ug/kg
Benzo(ghi)perylene	**19 J**	**400**	**ug/kg**

(Continued on next page)

Tetra Tech NUS, Inc

Client Sample ID: SB-503-0406

GC/MS Semivolatiles

Lot-Sample #...: A7K290236-011 **Work Order #...:** KC4T91AD **Matrix.....:** SO

SURROGATE	PERCENT RECOVERY	RECOVERY LIMITS
Nitrobenzene-d5	59	(24 - 112)
2-Fluorobiphenyl	61	(34 - 110)
Terphenyl-d14	82	(41 - 119)
Phenol-d5	65	(28 - 110)
2-Fluorophenol	67	(26 - 110)
2,4,6-Tribromophenol	62	(10 - 118)

NOTE(S):

Results and reporting limits have been adjusted for dry weight.

J Estimated result. Result is less than RL.

Tetra Tech NUS, Inc

Client Sample ID: SB-503-1012

GC/MS Semivolatiles

Lot-Sample #...: A7K290236-012 **Work Order #...:** KC4VC1AD **Matrix.....:** SO
Date Sampled...: 11/27/07 13:13 **Date Received..:** 11/29/07
Prep Date.....: 12/02/07 **Analysis Date..:** 12/04/07
Prep Batch #...: 7335036
Dilution Factor: 1 **Initial Wgt/Vol:** 30 g **Final Wgt/Vol..:** 2 mL
% Moisture.....: 16 **Method.....:** SW846 8270C

PARAMETER	RESULT	REPORTING LIMIT	UNITS
N-Nitrosodimethylamine	ND	390	ug/kg
Benzaldehyde	ND	390	ug/kg
1,1'-Biphenyl	ND	390	ug/kg
Caprolactam	ND	390	ug/kg
Acetophenone	ND	79	ug/kg
Atrazine	ND	390	ug/kg
Phenol	ND	390	ug/kg
bis(2-Chloroethyl)-ether	ND	390	ug/kg
2-Chlorophenol	ND	390	ug/kg
2-Methylphenol	ND	390	ug/kg
2,2'-oxybis(1-Chloro-propane)	ND	390	ug/kg
4-Methylphenol	ND	390	ug/kg
N-Nitrosodi-n-propyl-amine	ND	390	ug/kg
Hexachloroethane	ND	390	ug/kg
Nitrobenzene	ND	390	ug/kg
Isophorone	ND	390	ug/kg
2-Nitrophenol	ND	390	ug/kg
2,4-Dimethylphenol	ND	390	ug/kg
bis(2-Chloroethoxy) methane	ND	390	ug/kg
2,4-Dichlorophenol	ND	390	ug/kg
Naphthalene	ND	390	ug/kg
4-Chloroaniline	ND	390	ug/kg
Hexachlorobutadiene	ND	390	ug/kg
4-Chloro-3-methylphenol	ND	390	ug/kg
2-Methylnaphthalene	ND	390	ug/kg
Hexachlorocyclopenta-diene	ND	390	ug/kg
2,4,6-Trichloro-phenol	ND	390	ug/kg
2,4,5-Trichloro-phenol	ND	390	ug/kg
2-Chloronaphthalene	ND	390	ug/kg
2-Nitroaniline	ND	780	ug/kg
Dimethyl phthalate	ND	390	ug/kg

(Continued on next page)

Tetra Tech NUS, Inc

Client Sample ID: SB-503-1012

GC/MS Semivolatiles

Lot-Sample #...: A7K290236-012 **Work Order #...:** KC4VC1AD **Matrix.....:** SO

PARAMETER	RESULT	REPORTING LIMIT	UNITS
Acenaphthylene	ND	390	ug/kg
2,6-Dinitrotoluene	ND	390	ug/kg
3-Nitroaniline	ND	780	ug/kg
Acenaphthene	ND	390	ug/kg
2,4-Dinitrophenol	ND	780	ug/kg
4-Nitrophenol	ND	780	ug/kg
Dibenzofuran	ND	390	ug/kg
2,4-Dinitrotoluene	ND	390	ug/kg
Diethyl phthalate	ND	390	ug/kg
4-Chlorophenyl phenyl ether	ND	390	ug/kg
Fluorene	ND	390	ug/kg
4-Nitroaniline	ND	390	ug/kg
4,6-Dinitro-2-methylphenol	ND	390	ug/kg
N-Nitrosodiphenylamine	ND	390	ug/kg
4-Bromophenyl phenyl ether	ND	390	ug/kg
Hexachlorobenzene	ND	390	ug/kg
Pentachlorophenol	ND	390	ug/kg
Phenanthrene	ND	390	ug/kg
Anthracene	ND	390	ug/kg
Carbazole	ND	390	ug/kg
Di-n-butyl phthalate	ND	390	ug/kg
Fluoranthene	ND	390	ug/kg
Pyrene	ND	390	ug/kg
Butyl benzyl phthalate	ND	390	ug/kg
3,3'-Dichlorobenzidine	ND	390	ug/kg
Benzo(a)anthracene	ND	390	ug/kg
Chrysene	ND	390	ug/kg
bis(2-Ethylhexyl) phthalate	ND	390	ug/kg
Di-n-octyl phthalate	ND	390	ug/kg
Benzo(b)fluoranthene	ND	390	ug/kg
Benzo(k)fluoranthene	ND	390	ug/kg
Benzo(a)pyrene	ND	390	ug/kg
Indeno(1,2,3-cd)pyrene	ND	390	ug/kg
Dibenz(a,h)anthracene	ND	390	ug/kg
Benzo(ghi)perylene	ND	390	ug/kg

(Continued on next page)

Tetra Tech NUS, Inc

Client Sample ID: SB-503-1012

GC/MS Semivolatiles

Lot-Sample #...: A7K290236-012 **Work Order #...:** KC4VC1AD **Matrix.....:** SO

SURROGATE	PERCENT RECOVERY	RECOVERY LIMITS
Nitrobenzene-d5	58	(24 - 112)
2-Fluorobiphenyl	59	(34 - 110)
Terphenyl-d14	77	(41 - 119)
Phenol-d5	61	(28 - 110)
2-Fluorophenol	63	(26 - 110)
2,4,6-Tribromophenol	62	(10 - 118)

NOTE(S):

Results and reporting limits have been adjusted for dry weight.

Tetra Tech NUS, Inc

Client Sample ID: SB-504-0001

GC/MS Semivolatiles

Lot-Sample #...: A7K290236-013 **Work Order #...:** KC4VE1AD **Matrix.....:** SO
Date Sampled...: 11/27/07 13:40 **Date Received..:** 11/29/07
Prep Date.....: 12/02/07 **Analysis Date..:** 12/04/07
Prep Batch #...: 7335036
Dilution Factor: 1 **Initial Wgt/Vol:** 30.03 g **Final Wgt/Vol..:** 2 mL
% Moisture.....: 8.8 **Method.....:** SW846 8270C

PARAMETER	RESULT	REPORTING LIMIT	UNITS
N-Nitrosodimethylamine	ND	360	ug/kg
Benzaldehyde	ND	360	ug/kg
1,1'-Biphenyl	ND	360	ug/kg
Caprolactam	ND	360	ug/kg
Acetophenone	ND	73	ug/kg
Atrazine	ND	360	ug/kg
Phenol	ND	360	ug/kg
bis(2-Chloroethyl)-ether	ND	360	ug/kg
2-Chlorophenol	ND	360	ug/kg
2-Methylphenol	ND	360	ug/kg
2,2'-oxybis(1-Chloro-propane)	ND	360	ug/kg
4-Methylphenol	ND	360	ug/kg
N-Nitrosodi-n-propyl-amine	ND	360	ug/kg
Hexachloroethane	ND	360	ug/kg
Nitrobenzene	ND	360	ug/kg
Isophorone	ND	360	ug/kg
2-Nitrophenol	ND	360	ug/kg
2,4-Dimethylphenol	ND	360	ug/kg
bis(2-Chloroethoxy) methane	ND	360	ug/kg
2,4-Dichlorophenol	ND	360	ug/kg
Naphthalene	ND	360	ug/kg
4-Chloroaniline	ND	360	ug/kg
Hexachlorobutadiene	ND	360	ug/kg
4-Chloro-3-methylphenol	ND	360	ug/kg
2-Methylnaphthalene	ND	360	ug/kg
Hexachlorocyclopenta-diene	ND	360	ug/kg
2,4,6-Trichloro-phenol	ND	360	ug/kg
2,4,5-Trichloro-phenol	ND	360	ug/kg
2-Chloronaphthalene	ND	360	ug/kg
2-Nitroaniline	ND	720	ug/kg
Dimethyl phthalate	ND	360	ug/kg

(Continued on next page)

Tetra Tech NUS, Inc

Client Sample ID: SB-504-0001

GC/MS Semivolatiles

Lot-Sample #...: A7K290236-013 Work Order #...: KC4VE1AD Matrix.....: SO

PARAMETER	RESULT	REPORTING LIMIT	UNITS
Acenaphthylene	ND	360	ug/kg
2,6-Dinitrotoluene	ND	360	ug/kg
3-Nitroaniline	ND	720	ug/kg
Acenaphthene	**7.5 J**	**360**	**ug/kg**
2,4-Dinitrophenol	ND	720	ug/kg
4-Nitrophenol	ND	720	ug/kg
Dibenzofuran	ND	360	ug/kg
2,4-Dinitrotoluene	ND	360	ug/kg
Diethyl phthalate	ND	360	ug/kg
4-Chlorophenyl phenyl ether	ND	360	ug/kg
Fluorene	ND	360	ug/kg
4-Nitroaniline	ND	360	ug/kg
4,6-Dinitro-2-methylphenol	ND	360	ug/kg
N-Nitrosodiphenylamine	ND	360	ug/kg
4-Bromophenyl phenyl ether	ND	360	ug/kg
Hexachlorobenzene	ND	360	ug/kg
Pentachlorophenol	ND	360	ug/kg
Phenanthrene	**74 J**	**360**	**ug/kg**
Anthracene	**16 J**	**360**	**ug/kg**
Carbazole	ND	360	ug/kg
Di-n-butyl phthalate	ND	360	ug/kg
Fluoranthene	**220 J**	**360**	**ug/kg**
Pyrene	**170 J**	**360**	**ug/kg**
Butyl benzyl phthalate	ND	360	ug/kg
3,3'-Dichlorobenzidine	ND	360	ug/kg
Benzo(a)anthracene	**93 J**	**360**	**ug/kg**
Chrysene	**100 J**	**360**	**ug/kg**
bis(2-Ethylhexyl) phthalate	ND	360	ug/kg
Di-n-octyl phthalate	ND	360	ug/kg
Benzo(b)fluoranthene	**150 J**	**360**	**ug/kg**
Benzo(k)fluoranthene	**71 J**	**360**	**ug/kg**
Benzo(a)pyrene	**95 J**	**360**	**ug/kg**
Indeno(1,2,3-cd)pyrene	**59 J**	**360**	**ug/kg**
Dibenz(a,h)anthracene	ND	360	ug/kg
Benzo(ghi)perylene	**67 J**	**360**	**ug/kg**

(Continued on next page)

Tetra Tech NUS, Inc

Client Sample ID: SB-504-0001

GC/MS Semivolatiles

Lot-Sample #...: A7K290236-013 **Work Order #...:** KC4VE1AD **Matrix.....:** SO

SURROGATE	PERCENT RECOVERY	RECOVERY LIMITS
Nitrobenzene-d5	66	(24 - 112)
2-Fluorobiphenyl	68	(34 - 110)
Terphenyl-d14	80	(41 - 119)
Phenol-d5	67	(28 - 110)
2-Fluorophenol	65	(26 - 110)
2,4,6-Tribromophenol	64	(10 - 118)

NOTE(S):

Results and reporting limits have been adjusted for dry weight.

J Estimated result. Result is less than RL.

Tetra Tech NUS, Inc

Client Sample ID: SB-504-0406

GC/MS Semivolatiles

Lot-Sample #...: A7K290236-014 **Work Order #...:** KC4VJ1AD **Matrix.....:** SO
Date Sampled...: 11/27/07 13:50 **Date Received..:** 11/29/07
Prep Date.....: 12/02/07 **Analysis Date..:** 12/04/07
Prep Batch #...: 7335036
Dilution Factor: 4 **Initial Wgt/Vol:** 30.14 g **Final Wgt/Vol..:** 2 mL
% Moisture.....: 13 **Method.....:** SW846 8270C

PARAMETER	RESULT	REPORTING LIMIT	UNITS
N-Nitrosodimethylamine	ND	1500	ug/kg
Benzaldehyde	ND	1500	ug/kg
1,1'-Biphenyl	ND	1500	ug/kg
Caprolactam	ND	1500	ug/kg
Acetophenone	ND	310	ug/kg
Atrazine	ND	1500	ug/kg
Phenol	ND	1500	ug/kg
bis(2-Chloroethyl)-ether	ND	1500	ug/kg
2-Chlorophenol	ND	1500	ug/kg
2-Methylphenol	ND	1500	ug/kg
2,2'-oxybis(1-Chloro-propane)	ND	1500	ug/kg
4-Methylphenol	ND	1500	ug/kg
N-Nitrosodi-n-propyl-amine	ND	1500	ug/kg
Hexachloroethane	ND	1500	ug/kg
Nitrobenzene	ND	1500	ug/kg
Isophorone	ND	1500	ug/kg
2-Nitrophenol	ND	1500	ug/kg
2,4-Dimethylphenol	ND	1500	ug/kg
bis(2-Chloroethoxy) methane	ND	1500	ug/kg
2,4-Dichlorophenol	ND	1500	ug/kg
Naphthalene	**330 J**	**1500**	**ug/kg**
4-Chloroaniline	ND	1500	ug/kg
Hexachlorobutadiene	ND	1500	ug/kg
4-Chloro-3-methylphenol	ND	1500	ug/kg
2-Methylnaphthalene	**140 J**	**1500**	**ug/kg**
Hexachlorocyclopenta-diene	ND	1500	ug/kg
2,4,6-Trichloro-phenol	ND	1500	ug/kg
2,4,5-Trichloro-phenol	ND	1500	ug/kg
2-Chloronaphthalene	ND	1500	ug/kg
2-Nitroaniline	ND	3000	ug/kg
Dimethyl phthalate	ND	1500	ug/kg

(Continued on next page)

Tetra Tech NUS, Inc

Client Sample ID: SB-504-0406

GC/MS Semivolatiles

Lot-Sample #...: A7K290236-014 Work Order #...: KC4VJ1AD Matrix.....: SO

PARAMETER	RESULT	REPORTING LIMIT	UNITS
Acenaphthylene	ND	1500	ug/kg
2,6-Dinitrotoluene	ND	1500	ug/kg
3-Nitroaniline	ND	3000	ug/kg
Acenaphthene	**500 J**	**1500**	**ug/kg**
2,4-Dinitrophenol	ND	3000	ug/kg
4-Nitrophenol	ND	3000	ug/kg
Dibenzofuran	**260 J**	**1500**	**ug/kg**
2,4-Dinitrotoluene	ND	1500	ug/kg
Diethyl phthalate	ND	1500	ug/kg
4-Chlorophenyl phenyl ether	ND	1500	ug/kg
Fluorene	**510 J**	**1500**	**ug/kg**
4-Nitroaniline	ND	1500	ug/kg
4,6-Dinitro-2-methylphenol	ND	1500	ug/kg
N-Nitrosodiphenylamine	ND	1500	ug/kg
4-Bromophenyl phenyl ether	ND	1500	ug/kg
Hexachlorobenzene	ND	1500	ug/kg
Pentachlorophenol	ND	1500	ug/kg
Phenanthrene	**3900**	**1500**	**ug/kg**
Anthracene	**1100 J**	**1500**	**ug/kg**
Carbazole	**370 J**	**1500**	**ug/kg**
Di-n-butyl phthalate	ND	1500	ug/kg
Fluoranthene	**4900**	**1500**	**ug/kg**
Pyrene	**3400**	**1500**	**ug/kg**
Butyl benzyl phthalate	ND	1500	ug/kg
3,3'-Dichlorobenzidine	ND	1500	ug/kg
Benzo(a)anthracene	**2000**	**1500**	**ug/kg**
Chrysene	**1700**	**1500**	**ug/kg**
bis(2-Ethylhexyl) phthalate	ND	1500	ug/kg
Di-n-octyl phthalate	ND	1500	ug/kg
Benzo(b)fluoranthene	**1900**	**1500**	**ug/kg**
Benzo(k)fluoranthene	**770 J**	**1500**	**ug/kg**
Benzo(a)pyrene	**1500**	**1500**	**ug/kg**
Indeno(1,2,3-cd)pyrene	**680 J**	**1500**	**ug/kg**
Dibenz(a,h)anthracene	**200 J**	**1500**	**ug/kg**
Benzo(ghi)perylene	**710 J**	**1500**	**ug/kg**

(Continued on next page)

Tetra Tech NUS, Inc

Client Sample ID: SB-504-0406

GC/MS Semivolatiles

Lot-Sample #...: A7K290236-014 **Work Order #...:** KC4VJ1AD **Matrix.....:** SO

SURROGATE	PERCENT RECOVERY	RECOVERY LIMITS
Nitrobenzene-d5	55 DIL	(24 - 112)
2-Fluorobiphenyl	62 DIL	(34 - 110)
Terphenyl-d14	75 DIL	(41 - 119)
Phenol-d5	63 DIL	(28 - 110)
2-Fluorophenol	65 DIL	(26 - 110)
2,4,6-Tribromophenol	67 DIL	(10 - 118)

NOTE(S):

DIL The concentration is estimated or not reported due to dilution or the presence of interfering analytes.

Results and reporting limits have been adjusted for dry weight.

J Estimated result. Result is less than RL.

Tetra Tech NUS, Inc

Client Sample ID: SB-504-0810

GC/MS Semivolatiles

Lot-Sample #...: A7K290236-015 **Work Order #...:** KC4VK1AD **Matrix.....:** SO
Date Sampled...: 11/27/07 13:55 **Date Received..:** 11/29/07
Prep Date.....: 12/02/07 **Analysis Date..:** 12/04/07
Prep Batch #...: 7335036
Dilution Factor: 1 **Initial Wgt/Vol:** 30.08 g **Final Wgt/Vol..:** 2 mL
% Moisture.....: 14 **Method.....:** SW846 8270C

PARAMETER	RESULT	REPORTING LIMIT	UNITS
N-Nitrosodimethylamine	ND	380	ug/kg
Benzaldehyde	ND	380	ug/kg
1,1'-Biphenyl	ND	380	ug/kg
Caprolactam	ND	380	ug/kg
Acetophenone	ND	77	ug/kg
Atrazine	ND	380	ug/kg
Phenol	ND	380	ug/kg
bis(2-Chloroethyl)-ether	ND	380	ug/kg
2-Chlorophenol	ND	380	ug/kg
2-Methylphenol	ND	380	ug/kg
2,2'-oxybis(1-Chloro-propane)	ND	380	ug/kg
4-Methylphenol	ND	380	ug/kg
N-Nitrosodi-n-propyl-amine	ND	380	ug/kg
Hexachloroethane	ND	380	ug/kg
Nitrobenzene	ND	380	ug/kg
Isophorone	ND	380	ug/kg
2-Nitrophenol	ND	380	ug/kg
2,4-Dimethylphenol	ND	380	ug/kg
bis(2-Chloroethoxy) methane	ND	380	ug/kg
2,4-Dichlorophenol	ND	380	ug/kg
Naphthalene	**22 J**	**380**	**ug/kg**
4-Chloroaniline	ND	380	ug/kg
Hexachlorobutadiene	ND	380	ug/kg
4-Chloro-3-methylphenol	ND	380	ug/kg
2-Methylnaphthalene	**12 J**	**380**	**ug/kg**
Hexachlorocyclopenta-diene	ND	380	ug/kg
2,4,6-Trichloro-phenol	ND	380	ug/kg
2,4,5-Trichloro-phenol	ND	380	ug/kg
2-Chloronaphthalene	ND	380	ug/kg
2-Nitroaniline	ND	770	ug/kg
Dimethyl phthalate	ND	380	ug/kg

(Continued on next page)

Tetra Tech NUS, Inc

Client Sample ID: SB-504-0810

GC/MS Semivolatiles

Lot-Sample #...: A7K290236-015 **Work Order #...:** KC4VK1AD **Matrix.....:** SO

PARAMETER	RESULT	REPORTING LIMIT	UNITS
Acenaphthylene	ND	380	ug/kg
2,6-Dinitrotoluene	ND	380	ug/kg
3-Nitroaniline	ND	770	ug/kg
Acenaphthene	**21 J**	**380**	**ug/kg**
2,4-Dinitrophenol	ND	770	ug/kg
4-Nitrophenol	ND	770	ug/kg
Dibenzofuran	ND	380	ug/kg
2,4-Dinitrotoluene	ND	380	ug/kg
Diethyl phthalate	ND	380	ug/kg
4-Chlorophenyl phenyl ether	ND	380	ug/kg
Fluorene	**19 J**	**380**	**ug/kg**
4-Nitroaniline	ND	380	ug/kg
4,6-Dinitro-2-methylphenol	ND	380	ug/kg
N-Nitrosodiphenylamine	ND	380	ug/kg
4-Bromophenyl phenyl ether	ND	380	ug/kg
Hexachlorobenzene	ND	380	ug/kg
Pentachlorophenol	ND	380	ug/kg
Phenanthrene	**100 J**	**380**	**ug/kg**
Anthracene	**26 J**	**380**	**ug/kg**
Carbazole	**22 J**	**380**	**ug/kg**
Di-n-butyl phthalate	ND	380	ug/kg
Fluoranthene	**190 J**	**380**	**ug/kg**
Pyrene	**120 J**	**380**	**ug/kg**
Butyl benzyl phthalate	ND	380	ug/kg
3,3'-Dichlorobenzidine	ND	380	ug/kg
Benzo(a)anthracene	**83 J**	**380**	**ug/kg**
Chrysene	**71 J**	**380**	**ug/kg**
bis(2-Ethylhexyl) phthalate	**38 J**	**380**	**ug/kg**
Di-n-octyl phthalate	ND	380	ug/kg
Benzo(b)fluoranthene	**110 J**	**380**	**ug/kg**
Benzo(k)fluoranthene	**38 J**	**380**	**ug/kg**
Benzo(a)pyrene	**73 J**	**380**	**ug/kg**
Indeno(1,2,3-cd)pyrene	**43 J**	**380**	**ug/kg**
Dibenz(a,h)anthracene	ND	380	ug/kg
Benzo(ghi)perylene	**47 J**	**380**	**ug/kg**

(Continued on next page)

Tetra Tech NUS, Inc

Client Sample ID: SB-504-0810

GC/MS Semivolatiles

Lot-Sample #...: A7K290236-015 **Work Order #...:** KC4VK1AD **Matrix.....:** SO

SURROGATE	PERCENT RECOVERY	RECOVERY LIMITS
Nitrobenzene-d5	56	(24 - 112)
2-Fluorobiphenyl	58	(34 - 110)
Terphenyl-d14	62	(41 - 119)
Phenol-d5	60	(28 - 110)
2-Fluorophenol	65	(26 - 110)
2,4,6-Tribromophenol	60	(10 - 118)

NOTE(S):

Results and reporting limits have been adjusted for dry weight.

J Estimated result. Result is less than RL.

Tetra Tech NUS, Inc

Client Sample ID: SB-505-0001

GC/MS Semivolatiles

Lot-Sample #...: A7K290236-016 **Work Order #...:** KC4VM1AD **Matrix.....:** SO
Date Sampled...: 11/27/07 14:25 **Date Received..:** 11/29/07
Prep Date.....: 12/02/07 **Analysis Date..:** 12/04/07
Prep Batch #...: 7335036
Dilution Factor: 1 **Initial Wgt/Vol:** 30.06 g **Final Wgt/Vol..:** 2 mL
% Moisture.....: 17 **Method.....:** SW846 8270C

PARAMETER	RESULT	REPORTING LIMIT	UNITS
N-Nitrosodimethylamine	ND	400	ug/kg
Benzaldehyde	ND	400	ug/kg
1,1'-Biphenyl	ND	400	ug/kg
Caprolactam	ND	400	ug/kg
Acetophenone	ND	80	ug/kg
Atrazine	ND	400	ug/kg
Phenol	ND	400	ug/kg
bis(2-Chloroethyl)-ether	ND	400	ug/kg
2-Chlorophenol	ND	400	ug/kg
2-Methylphenol	ND	400	ug/kg
2,2'-oxybis(1-Chloro-propane)	ND	400	ug/kg
4-Methylphenol	ND	400	ug/kg
N-Nitrosodi-n-propyl-amine	ND	400	ug/kg
Hexachloroethane	ND	400	ug/kg
Nitrobenzene	ND	400	ug/kg
Isophorone	ND	400	ug/kg
2-Nitrophenol	ND	400	ug/kg
2,4-Dimethylphenol	ND	400	ug/kg
bis(2-Chloroethoxy) methane	ND	400	ug/kg
2,4-Dichlorophenol	ND	400	ug/kg
Naphthalene	**13 J**	**400**	**ug/kg**
4-Chloroaniline	ND	400	ug/kg
Hexachlorobutadiene	ND	400	ug/kg
4-Chloro-3-methylphenol	ND	400	ug/kg
2-Methylnaphthalene	**9.8 J**	**400**	**ug/kg**
Hexachlorocyclopenta-diene	ND	400	ug/kg
2,4,6-Trichloro-phenol	ND	400	ug/kg
2,4,5-Trichloro-phenol	ND	400	ug/kg
2-Chloronaphthalene	ND	400	ug/kg
2-Nitroaniline	ND	800	ug/kg
Dimethyl phthalate	ND	400	ug/kg

(Continued on next page)

Tetra Tech NUS, Inc

Client Sample ID: SB-505-0001

GC/MS Semivolatiles

Lot-Sample #...: A7K290236-016 **Work Order #...:** KC4VM1AD **Matrix.....:** SO

PARAMETER	RESULT	REPORTING LIMIT	UNITS
Acenaphthylene	**13 J**	**400**	**ug/kg**
2,6-Dinitrotoluene	ND	400	ug/kg
3-Nitroaniline	ND	800	ug/kg
Acenaphthene	**45 J**	**400**	**ug/kg**
2,4-Dinitrophenol	ND	800	ug/kg
4-Nitrophenol	ND	800	ug/kg
Dibenzofuran	ND	400	ug/kg
2,4-Dinitrotoluene	ND	400	ug/kg
Diethyl phthalate	ND	400	ug/kg
4-Chlorophenyl phenyl ether	ND	400	ug/kg
Fluorene	**35 J**	**400**	**ug/kg**
4-Nitroaniline	ND	400	ug/kg
4,6-Dinitro-2-methylphenol	ND	400	ug/kg
N-Nitrosodiphenylamine	ND	400	ug/kg
4-Bromophenyl phenyl ether	ND	400	ug/kg
Hexachlorobenzene	ND	400	ug/kg
Pentachlorophenol	ND	400	ug/kg
Phenanthrene	**570**	**400**	**ug/kg**
Anthracene	**95 J**	**400**	**ug/kg**
Carbazole	**73 J**	**400**	**ug/kg**
Di-n-butyl phthalate	**28 J**	**400**	**ug/kg**
Fluoranthene	**1100**	**400**	**ug/kg**
Pyrene	**810**	**400**	**ug/kg**
Butyl benzyl phthalate	ND	400	ug/kg
3,3'-Dichlorobenzidine	ND	400	ug/kg
Benzo(a)anthracene	**530**	**400**	**ug/kg**
Chrysene	**480**	**400**	**ug/kg**
bis(2-Ethylhexyl) phthalate	**93 J**	**400**	**ug/kg**
Di-n-octyl phthalate	ND	400	ug/kg
Benzo(b)fluoranthene	**770**	**400**	**ug/kg**
Benzo(k)fluoranthene	**330 J**	**400**	**ug/kg**
Benzo(a)pyrene	**560**	**400**	**ug/kg**
Indeno(1,2,3-cd)pyrene	**330 J**	**400**	**ug/kg**
Dibenz(a,h)anthracene	**100 J**	**400**	**ug/kg**
Benzo(ghi)perylene	**360 J**	**400**	**ug/kg**

(Continued on next page)

Tetra Tech NUS, Inc

Client Sample ID: SB-505-0001

GC/MS Semivolatiles

Lot-Sample #...: A7K290236-016 **Work Order #...:** KC4VM1AD **Matrix.....:** SO

SURROGATE	PERCENT RECOVERY	RECOVERY LIMITS
Nitrobenzene-d5	59	(24 - 112)
2-Fluorobiphenyl	62	(34 - 110)
Terphenyl-d14	62	(41 - 119)
Phenol-d5	60	(28 - 110)
2-Fluorophenol	58	(26 - 110)
2,4,6-Tribromophenol	62	(10 - 118)

NOTE(S):

Results and reporting limits have been adjusted for dry weight.

J Estimated result. Result is less than RL.

Tetra Tech NUS, Inc

Client Sample ID: SB-505-0406

GC/MS Semivolatiles

Lot-Sample #...: A7K290236-017 **Work Order #...:** KC4VQ1AD **Matrix.....:** SO
Date Sampled...: 11/27/07 14:30 **Date Received..:** 11/29/07
Prep Date.....: 12/02/07 **Analysis Date..:** 12/04/07
Prep Batch #...: 7335036
Dilution Factor: 1 **Initial Wgt/Vol:** 30.14 g **Final Wgt/Vol..:** 2 mL
% Moisture.....: 14 **Method.....:** SW846 8270C

PARAMETER	RESULT	REPORTING LIMIT	UNITS
N-Nitrosodimethylamine	ND	380	ug/kg
Benzaldehyde	ND	380	ug/kg
1,1'-Biphenyl	ND	380	ug/kg
Caprolactam	ND	380	ug/kg
Acetophenone	ND	78	ug/kg
Atrazine	ND	380	ug/kg
Phenol	ND	380	ug/kg
bis(2-Chloroethyl)-ether	ND	380	ug/kg
2-Chlorophenol	ND	380	ug/kg
2-Methylphenol	ND	380	ug/kg
2,2'-oxybis(1-Chloro-propane)	ND	380	ug/kg
4-Methylphenol	ND	380	ug/kg
N-Nitrosodi-n-propyl-amine	ND	380	ug/kg
Hexachloroethane	ND	380	ug/kg
Nitrobenzene	ND	380	ug/kg
Isophorone	ND	380	ug/kg
2-Nitrophenol	ND	380	ug/kg
2,4-Dimethylphenol	ND	380	ug/kg
bis(2-Chloroethoxy) methane	ND	380	ug/kg
2,4-Dichlorophenol	ND	380	ug/kg
Naphthalene	ND	380	ug/kg
4-Chloroaniline	ND	380	ug/kg
Hexachlorobutadiene	ND	380	ug/kg
4-Chloro-3-methylphenol	ND	380	ug/kg
2-Methylnaphthalene	ND	380	ug/kg
Hexachlorocyclopenta-diene	ND	380	ug/kg
2,4,6-Trichloro-phenol	ND	380	ug/kg
2,4,5-Trichloro-phenol	ND	380	ug/kg
2-Chloronaphthalene	ND	380	ug/kg
2-Nitroaniline	ND	770	ug/kg
Dimethyl phthalate	ND	380	ug/kg

(Continued on next page)

Tetra Tech NUS, Inc

Client Sample ID: SB-505-0406

GC/MS Semivolatiles

Lot-Sample #...: A7K290236-017 **Work Order #...:** KC4VQ1AD **Matrix.....:** SO

PARAMETER	RESULT	REPORTING LIMIT	UNITS
Acenaphthylene	ND	380	ug/kg
2,6-Dinitrotoluene	ND	380	ug/kg
3-Nitroaniline	ND	770	ug/kg
Acenaphthene	ND	380	ug/kg
2,4-Dinitrophenol	ND	770	ug/kg
4-Nitrophenol	ND	770	ug/kg
Dibenzofuran	ND	380	ug/kg
2,4-Dinitrotoluene	ND	380	ug/kg
Diethyl phthalate	ND	380	ug/kg
4-Chlorophenyl phenyl ether	ND	380	ug/kg
Fluorene	ND	380	ug/kg
4-Nitroaniline	ND	380	ug/kg
4,6-Dinitro-2-methylphenol	ND	380	ug/kg
N-Nitrosodiphenylamine	ND	380	ug/kg
4-Bromophenyl phenyl ether	ND	380	ug/kg
Hexachlorobenzene	ND	380	ug/kg
Pentachlorophenol	ND	380	ug/kg
Phenanthrene	ND	380	ug/kg
Anthracene	ND	380	ug/kg
Carbazole	ND	380	ug/kg
Di-n-butyl phthalate	ND	380	ug/kg
Fluoranthene	ND	380	ug/kg
Pyrene	ND	380	ug/kg
Butyl benzyl phthalate	ND	380	ug/kg
3,3'-Dichlorobenzidine	ND	380	ug/kg
Benzo(a)anthracene	ND	380	ug/kg
Chrysene	ND	380	ug/kg
bis(2-Ethylhexyl) phthalate	ND	380	ug/kg
Di-n-octyl phthalate	ND	380	ug/kg
Benzo(b)fluoranthene	ND	380	ug/kg
Benzo(k)fluoranthene	ND	380	ug/kg
Benzo(a)pyrene	ND	380	ug/kg
Indeno(1,2,3-cd)pyrene	ND	380	ug/kg
Dibenz(a,h)anthracene	ND	380	ug/kg
Benzo(ghi)perylene	ND	380	ug/kg

(Continued on next page)

Tetra Tech NUS, Inc

Client Sample ID: SB-505-0406

GC/MS Semivolatiles

Lot-Sample #...: A7K290236-017 **Work Order #...:** KC4VQ1AD **Matrix.....:** SO

SURROGATE	PERCENT RECOVERY	RECOVERY LIMITS
Nitrobenzene-d5	56	(24 - 112)
2-Fluorobiphenyl	56	(34 - 110)
Terphenyl-d14	77	(41 - 119)
Phenol-d5	60	(28 - 110)
2-Fluorophenol	59	(26 - 110)
2,4,6-Tribromophenol	60	(10 - 118)

NOTE(S):

Results and reporting limits have been adjusted for dry weight.

Tetra Tech NUS, Inc

Client Sample ID: SB-505-0810

GC/MS Semivolatiles

Lot-Sample #...: A7K290236-018 **Work Order #...:** KC4VR1AD **Matrix.....:** SO
Date Sampled...: 11/27/07 14:35 **Date Received..:** 11/29/07
Prep Date.....: 12/02/07 **Analysis Date..:** 12/04/07
Prep Batch #...: 7335036
Dilution Factor: 1 **Initial Wgt/Vol:** 30.15 g **Final Wgt/Vol..:** 2 mL
% Moisture.....: 20 **Method.....:** SW846 8270C

PARAMETER	RESULT	REPORTING LIMIT	UNITS
N-Nitrosodimethylamine	ND	410	ug/kg
Benzaldehyde	ND	410	ug/kg
1,1'-Biphenyl	ND	410	ug/kg
Caprolactam	ND	410	ug/kg
Acetophenone	ND	84	ug/kg
Atrazine	ND	410	ug/kg
Phenol	ND	410	ug/kg
bis(2-Chloroethyl)-ether	ND	410	ug/kg
2-Chlorophenol	ND	410	ug/kg
2-Methylphenol	ND	410	ug/kg
2,2'-oxybis(1-Chloro-propane)	ND	410	ug/kg
4-Methylphenol	ND	410	ug/kg
N-Nitrosodi-n-propyl-amine	ND	410	ug/kg
Hexachloroethane	ND	410	ug/kg
Nitrobenzene	ND	410	ug/kg
Isophorone	ND	410	ug/kg
2-Nitrophenol	ND	410	ug/kg
2,4-Dimethylphenol	ND	410	ug/kg
bis(2-Chloroethoxy) methane	ND	410	ug/kg
2,4-Dichlorophenol	ND	410	ug/kg
Naphthalene	ND	410	ug/kg
4-Chloroaniline	ND	410	ug/kg
Hexachlorobutadiene	ND	410	ug/kg
4-Chloro-3-methylphenol	ND	410	ug/kg
2-Methylnaphthalene	ND	410	ug/kg
Hexachlorocyclopenta-diene	ND	410	ug/kg
2,4,6-Trichloro-phenol	ND	410	ug/kg
2,4,5-Trichloro-phenol	ND	410	ug/kg
2-Chloronaphthalene	ND	410	ug/kg
2-Nitroaniline	ND	830	ug/kg
Dimethyl phthalate	ND	410	ug/kg

(Continued on next page)

Tetra Tech NUS, Inc

Client Sample ID: SB-505-0810

GC/MS Semivolatiles

Lot-Sample #...: A7K290236-018 **Work Order #...:** KC4VR1AD **Matrix.....:** SO

PARAMETER	RESULT	REPORTING LIMIT	UNITS
Acenaphthylene	ND	410	ug/kg
2,6-Dinitrotoluene	ND	410	ug/kg
3-Nitroaniline	ND	830	ug/kg
Acenaphthene	ND	410	ug/kg
2,4-Dinitrophenol	ND	830	ug/kg
4-Nitrophenol	ND	830	ug/kg
Dibenzofuran	ND	410	ug/kg
2,4-Dinitrotoluene	ND	410	ug/kg
Diethyl phthalate	ND	410	ug/kg
4-Chlorophenyl phenyl ether	ND	410	ug/kg
Fluorene	ND	410	ug/kg
4-Nitroaniline	ND	410	ug/kg
4,6-Dinitro-2-methylphenol	ND	410	ug/kg
N-Nitrosodiphenylamine	ND	410	ug/kg
4-Bromophenyl phenyl ether	ND	410	ug/kg
Hexachlorobenzene	ND	410	ug/kg
Pentachlorophenol	ND	410	ug/kg
Phenanthrene	ND	410	ug/kg
Anthracene	ND	410	ug/kg
Carbazole	ND	410	ug/kg
Di-n-butyl phthalate	ND	410	ug/kg
Fluoranthene	**21 J**	**410**	**ug/kg**
Pyrene	**17 J**	**410**	**ug/kg**
Butyl benzyl phthalate	ND	410	ug/kg
3,3'-Dichlorobenzidine	ND	410	ug/kg
Benzo(a)anthracene	**9.7 J**	**410**	**ug/kg**
Chrysene	**12 J**	**410**	**ug/kg**
bis(2-Ethylhexyl) phthalate	**25 J**	**410**	**ug/kg**
Di-n-octyl phthalate	ND	410	ug/kg
Benzo(b)fluoranthene	**21 J**	**410**	**ug/kg**
Benzo(k)fluoranthene	**9.2 J**	**410**	**ug/kg**
Benzo(a)pyrene	**10 J**	**410**	**ug/kg**
Indeno(1,2,3-cd)pyrene	ND	410	ug/kg
Dibenz(a,h)anthracene	ND	410	ug/kg
Benzo(ghi)perylene	ND	410	ug/kg

(Continued on next page)

Tetra Tech NUS, Inc

Client Sample ID: SB-505-0810

GC/MS Semivolatiles

Lot-Sample #...: A7K290236-018 Work Order #...: KC4VR1AD Matrix.....: SO

SURROGATE	PERCENT RECOVERY	RECOVERY LIMITS
Nitrobenzene-d5	59	(24 - 112)
2-Fluorobiphenyl	62	(34 - 110)
Terphenyl-d14	76	(41 - 119)
Phenol-d5	61	(28 - 110)
2-Fluorophenol	70	(26 - 110)
2,4,6-Tribromophenol	63	(10 - 118)

NOTE(S):

Results and reporting limits have been adjusted for dry weight.

J Estimated result. Result is less than RL.

Tetra Tech NUS, Inc

Client Sample ID: DUP-01

GC/MS Semivolatiles

Lot-Sample #...: A7K290236-019	**Work Order #...:** KC4VW1AD	**Matrix.....:** SO	
Date Sampled...: 11/27/07	**Date Received..:** 11/29/07		
Prep Date.....: 12/02/07	**Analysis Date..:** 12/04/07		
Prep Batch #...: 7335036			
Dilution Factor: 1	**Initial Wgt/Vol:** 30.04 g	**Final Wgt/Vol..:** 2 mL	
% Moisture.....: 23	**Method.....:** SW846 8270C		

PARAMETER	RESULT	REPORTING LIMIT	UNITS
N-Nitrosodimethylamine	ND	430	ug/kg
Benzaldehyde	ND	430	ug/kg
1,1'-Biphenyl	ND	430	ug/kg
Caprolactam	ND	430	ug/kg
Acetophenone	ND	86	ug/kg
Atrazine	ND	430	ug/kg
Phenol	ND	430	ug/kg
bis(2-Chloroethyl)-ether	ND	430	ug/kg
2-Chlorophenol	ND	430	ug/kg
2-Methylphenol	ND	430	ug/kg
2,2'-oxybis(1-Chloro-propane)	ND	430	ug/kg
4-Methylphenol	ND	430	ug/kg
N-Nitrosodi-n-propyl-amine	ND	430	ug/kg
Hexachloroethane	ND	430	ug/kg
Nitrobenzene	ND	430	ug/kg
Isophorone	ND	430	ug/kg
2-Nitrophenol	ND	430	ug/kg
2,4-Dimethylphenol	ND	430	ug/kg
bis(2-Chloroethoxy) methane	ND	430	ug/kg
2,4-Dichlorophenol	ND	430	ug/kg
Naphthalene	**24 J**	**430**	**ug/kg**
4-Chloroaniline	ND	430	ug/kg
Hexachlorobutadiene	ND	430	ug/kg
4-Chloro-3-methylphenol	ND	430	ug/kg
2-Methylnaphthalene	**20 J**	**430**	**ug/kg**
Hexachlorocyclopenta-diene	ND	430	ug/kg
2,4,6-Trichloro-phenol	ND	430	ug/kg
2,4,5-Trichloro-phenol	ND	430	ug/kg
2-Chloronaphthalene	ND	430	ug/kg
2-Nitroaniline	ND	850	ug/kg
Dimethyl phthalate	ND	430	ug/kg

(Continued on next page)

Tetra Tech NUS, Inc

Client Sample ID: DUP-01

GC/MS Semivolatiles

Lot-Sample #...: A7K290236-019 Work Order #...: KC4VW1AD Matrix.....: SO

PARAMETER	RESULT	REPORTING LIMIT	UNITS
Acenaphthylene	**36 J**	**430**	**ug/kg**
2,6-Dinitrotoluene	ND	430	ug/kg
3-Nitroaniline	ND	850	ug/kg
Acenaphthene	**84 J**	**430**	**ug/kg**
2,4-Dinitrophenol	ND	850	ug/kg
4-Nitrophenol	ND	850	ug/kg
Dibenzofuran	**34 J**	**430**	**ug/kg**
2,4-Dinitrotoluene	ND	430	ug/kg
Diethyl phthalate	ND	430	ug/kg
4-Chlorophenyl phenyl ether	ND	430	ug/kg
Fluorene	**75 J**	**430**	**ug/kg**
4-Nitroaniline	ND	430	ug/kg
4,6-Dinitro-2-methylphenol	ND	430	ug/kg
N-Nitrosodiphenylamine	ND	430	ug/kg
4-Bromophenyl phenyl ether	ND	430	ug/kg
Hexachlorobenzene	ND	430	ug/kg
Pentachlorophenol	ND	430	ug/kg
Phenanthrene	**670**	**430**	**ug/kg**
Anthracene	**170 J**	**430**	**ug/kg**
Carbazole	**82 J**	**430**	**ug/kg**
Di-n-butyl phthalate	ND	430	ug/kg
Fluoranthene	**1300**	**430**	**ug/kg**
Pyrene	**1000**	**430**	**ug/kg**
Butyl benzyl phthalate	ND	430	ug/kg
3,3'-Dichlorobenzidine	ND	430	ug/kg
Benzo(a)anthracene	**610**	**430**	**ug/kg**
Chrysene	**620**	**430**	**ug/kg**
bis(2-Ethylhexyl) phthalate	**37 J**	**430**	**ug/kg**
Di-n-octyl phthalate	ND	430	ug/kg
Benzo(b)fluoranthene	**800**	**430**	**ug/kg**
Benzo(k)fluoranthene	**310 J**	**430**	**ug/kg**
Benzo(a)pyrene	**600**	**430**	**ug/kg**
Indeno(1,2,3-cd)pyrene	**350 J**	**430**	**ug/kg**
Dibenz(a,h)anthracene	**110 J**	**430**	**ug/kg**
Benzo(ghi)perylene	**370 J**	**430**	**ug/kg**

(Continued on next page)

Tetra Tech NUS, Inc

Client Sample ID: DUP-01

GC/MS Semivolatiles

Lot-Sample #...: A7K290236-019 **Work Order #...:** KC4VW1AD **Matrix.....:** SO

SURROGATE	PERCENT RECOVERY	RECOVERY LIMITS
Nitrobenzene-d5	61	(24 - 112)
2-Fluorobiphenyl	48	(34 - 110)
Terphenyl-d14	74	(41 - 119)
Phenol-d5	69	(28 - 110)
2-Fluorophenol	63	(26 - 110)
2,4,6-Tribromophenol	66	(10 - 118)

NOTE(S):

Results and reporting limits have been adjusted for dry weight.

J Estimated result. Result is less than RL.

Tetra Tech NUS, Inc

Client Sample ID: SB-506-0001

GC/MS Semivolatiles

Lot-Sample #...: A7K290236-020 **Work Order #...:** KC4V31AD **Matrix.....:** SO
Date Sampled...: 11/28/07 09:34 **Date Received..:** 11/29/07
Prep Date.....: 11/30/07 **Analysis Date..:** 12/02/07
Prep Batch #...: 7334045
Dilution Factor: 1 **Initial Wgt/Vol:** 30.08 g **Final Wgt/Vol..:** 2 mL
% Moisture.....: 13 **Method.....:** SW846 8270C

PARAMETER	RESULT	REPORTING LIMIT	UNITS
N-Nitrosodimethylamine	ND	380	ug/kg
Benzaldehyde	ND	380	ug/kg
1,1'-Biphenyl	ND	380	ug/kg
Caprolactam	ND	380	ug/kg
Acetophenone	ND	76	ug/kg
Atrazine	ND	380	ug/kg
Phenol	ND	380	ug/kg
bis(2-Chloroethyl)-ether	ND	380	ug/kg
2-Chlorophenol	ND	380	ug/kg
2-Methylphenol	ND	380	ug/kg
2,2'-oxybis(1-Chloro-propane)	ND	380	ug/kg
4-Methylphenol	ND	380	ug/kg
N-Nitrosodi-n-propyl-amine	ND	380	ug/kg
Hexachloroethane	ND	380	ug/kg
Nitrobenzene	ND	380	ug/kg
Isophorone	ND	380	ug/kg
2-Nitrophenol	ND	380	ug/kg
2,4-Dimethylphenol	ND	380	ug/kg
bis(2-Chloroethoxy) methane	ND	380	ug/kg
2,4-Dichlorophenol	ND	380	ug/kg
Naphthalene	ND	380	ug/kg
4-Chloroaniline	ND	380	ug/kg
Hexachlorobutadiene	ND	380	ug/kg
4-Chloro-3-methylphenol	ND	380	ug/kg
2-Methylnaphthalene	ND	380	ug/kg
Hexachlorocyclopenta-diene	ND	380	ug/kg
2,4,6-Trichloro-phenol	ND	380	ug/kg
2,4,5-Trichloro-phenol	ND	380	ug/kg
2-Chloronaphthalene	ND	380	ug/kg
2-Nitroaniline	ND	750	ug/kg
Dimethyl phthalate	ND	380	ug/kg

(Continued on next page)

Tetra Tech NUS, Inc

Client Sample ID: SB-506-0001

GC/MS Semivolatiles

Lot-Sample #...: A7K290236-020 **Work Order #...:** KC4V31AD **Matrix.....:** SO

PARAMETER	RESULT	REPORTING LIMIT	UNITS
Acenaphthylene	ND	380	ug/kg
2,6-Dinitrotoluene	ND	380	ug/kg
3-Nitroaniline	ND	750	ug/kg
Acenaphthene	ND	380	ug/kg
2,4-Dinitrophenol	ND	750	ug/kg
4-Nitrophenol	ND	750	ug/kg
Dibenzofuran	ND	380	ug/kg
2,4-Dinitrotoluene	ND	380	ug/kg
Diethyl phthalate	ND	380	ug/kg
4-Chlorophenyl phenyl ether	ND	380	ug/kg
Fluorene	ND	380	ug/kg
4-Nitroaniline	ND	380	ug/kg
4,6-Dinitro-2-methylphenol	ND	380	ug/kg
N-Nitrosodiphenylamine	ND	380	ug/kg
4-Bromophenyl phenyl ether	ND	380	ug/kg
Hexachlorobenzene	ND	380	ug/kg
Pentachlorophenol	ND	380	ug/kg
Phenanthrene	ND	380	ug/kg
Anthracene	ND	380	ug/kg
Carbazole	ND	380	ug/kg
Di-n-butyl phthalate	ND	380	ug/kg
Fluoranthene	ND	380	ug/kg
Pyrene	ND	380	ug/kg
Butyl benzyl phthalate	ND	380	ug/kg
3,3'-Dichlorobenzidine	ND	380	ug/kg
Benzo(a)anthracene	ND	380	ug/kg
Chrysene	ND	380	ug/kg
bis(2-Ethylhexyl) phthalate	ND	380	ug/kg
Di-n-octyl phthalate	ND	380	ug/kg
Benzo(b)fluoranthene	ND	380	ug/kg
Benzo(k)fluoranthene	ND	380	ug/kg
Benzo(a)pyrene	ND	380	ug/kg
Indeno(1,2,3-cd)pyrene	ND	380	ug/kg
Dibenz(a,h)anthracene	ND	380	ug/kg
Benzo(ghi)perylene	ND	380	ug/kg

(Continued on next page)

Tetra Tech NUS, Inc

Client Sample ID: SB-506-0001

GC/MS Semivolatiles

Lot-Sample #...: A7K290236-020 **Work Order #...:** KC4V31AD **Matrix.....:** SO

SURROGATE	PERCENT RECOVERY	RECOVERY LIMITS
Nitrobenzene-d5	51	(24 - 112)
2-Fluorobiphenyl	54	(34 - 110)
Terphenyl-d14	78	(41 - 119)
Phenol-d5	58	(28 - 110)
2-Fluorophenol	58	(26 - 110)
2,4,6-Tribromophenol	51	(10 - 118)

NOTE(S):

Results and reporting limits have been adjusted for dry weight.

Tetra Tech NUS, Inc

Client Sample ID: SB-506-0406

GC/MS Semivolatiles

Lot-Sample #...:	A7K290236-021	**Work Order #...:**	KC4V51AD	**Matrix.....:**	SO
Date Sampled...:	11/28/07 09:52	**Date Received..:**	11/29/07		
Prep Date.....:	11/30/07	**Analysis Date..:**	12/02/07		
Prep Batch #...:	7334045				
Dilution Factor:	1	**Initial Wgt/Vol:**	30 g	**Final Wgt/Vol..:**	2 mL
% Moisture.....:	14	**Method.....:**	SW846 8270C		

PARAMETER	RESULT	REPORTING LIMIT	UNITS
1,1'-Biphenyl	ND	380	ug/kg
N-Nitrosodimethylamine	ND	380	ug/kg
Benzaldehyde	ND	380	ug/kg
Caprolactam	ND	380	ug/kg
Acetophenone	ND	77	ug/kg
Atrazine	ND	380	ug/kg
Phenol	ND	380	ug/kg
bis(2-Chloroethyl)-ether	ND	380	ug/kg
2-Chlorophenol	ND	380	ug/kg
2-Methylphenol	ND	380	ug/kg
2,2'-oxybis(1-Chloro-propane)	ND	380	ug/kg
4-Methylphenol	ND	380	ug/kg
N-Nitrosodi-n-propyl-amine	ND	380	ug/kg
Hexachloroethane	ND	380	ug/kg
Nitrobenzene	ND	380	ug/kg
Isophorone	ND	380	ug/kg
2-Nitrophenol	ND	380	ug/kg
2,4-Dimethylphenol	ND	380	ug/kg
bis(2-Chloroethoxy) methane	ND	380	ug/kg
2,4-Dichlorophenol	ND	380	ug/kg
Naphthalene	ND	380	ug/kg
4-Chloroaniline	ND	380	ug/kg
Hexachlorobutadiene	ND	380	ug/kg
4-Chloro-3-methylphenol	ND	380	ug/kg
2-Methylnaphthalene	ND	380	ug/kg
Hexachlorocyclopenta-diene	ND	380	ug/kg
2,4,6-Trichloro-phenol	ND	380	ug/kg
2,4,5-Trichloro-phenol	ND	380	ug/kg
2-Chloronaphthalene	ND	380	ug/kg
2-Nitroaniline	ND	760	ug/kg
Dimethyl phthalate	ND	380	ug/kg

(Continued on next page)

Tetra Tech NUS, Inc

Client Sample ID: SB-506-0406

GC/MS Semivolatiles

Lot-Sample #...: A7K290236-021 **Work Order #...:** KC4V51AD **Matrix.....:** SO

PARAMETER	RESULT	REPORTING LIMIT	UNITS
Acenaphthylene	ND	380	ug/kg
2,6-Dinitrotoluene	ND	380	ug/kg
3-Nitroaniline	ND	760	ug/kg
Acenaphthene	ND	380	ug/kg
2,4-Dinitrophenol	ND	760	ug/kg
4-Nitrophenol	ND	760	ug/kg
Dibenzofuran	ND	380	ug/kg
2,4-Dinitrotoluene	ND	380	ug/kg
Diethyl phthalate	ND	380	ug/kg
4-Chlorophenyl phenyl ether	ND	380	ug/kg
Fluorene	ND	380	ug/kg
4-Nitroaniline	ND	380	ug/kg
4,6-Dinitro-2-methylphenol	ND	380	ug/kg
N-Nitrosodiphenylamine	ND	380	ug/kg
4-Bromophenyl phenyl ether	ND	380	ug/kg
Hexachlorobenzene	ND	380	ug/kg
Pentachlorophenol	ND	380	ug/kg
Phenanthrene	ND	380	ug/kg
Anthracene	ND	380	ug/kg
Carbazole	ND	380	ug/kg
Di-n-butyl phthalate	ND	380	ug/kg
Fluoranthene	ND	380	ug/kg
Pyrene	ND	380	ug/kg
Butyl benzyl phthalate	ND	380	ug/kg
3,3'-Dichlorobenzidine	ND	380	ug/kg
Benzo(a)anthracene	ND	380	ug/kg
Chrysene	ND	380	ug/kg
bis(2-Ethylhexyl) phthalate	ND	380	ug/kg
Di-n-octyl phthalate	ND	380	ug/kg
Benzo(b)fluoranthene	ND	380	ug/kg
Benzo(k)fluoranthene	ND	380	ug/kg
Benzo(a)pyrene	ND	380	ug/kg
Indeno(1,2,3-cd)pyrene	ND	380	ug/kg
Dibenz(a,h)anthracene	ND	380	ug/kg
Benzo(ghi)perylene	ND	380	ug/kg

(Continued on next page)

Tetra Tech NUS, Inc

Client Sample ID: SB-506-0406

GC/MS Semivolatiles

Lot-Sample #...: A7K290236-021 **Work Order #...:** KC4V51AD **Matrix.....:** SO

SURROGATE	PERCENT RECOVERY	RECOVERY LIMITS
Nitrobenzene-d5	35	(24 - 112)
2-Fluorobiphenyl	37	(34 - 110)
Terphenyl-d14	47	(41 - 119)
Phenol-d5	40	(28 - 110)
2-Fluorophenol	39	(26 - 110)
2,4,6-Tribromophenol	30	(10 - 118)

NOTE(S):

Results and reporting limits have been adjusted for dry weight.

Tetra Tech NUS, Inc

Client Sample ID: SB-506-0810

GC/MS Semivolatiles

Lot-Sample #...: A7K290236-022 **Work Order #...:** KC4V61AD **Matrix.....:** SO
Date Sampled...: 11/28/07 09:54 **Date Received..:** 11/29/07
Prep Date.....: 11/30/07 **Analysis Date..:** 12/02/07
Prep Batch #...: 7334045
Dilution Factor: 1 **Initial Wgt/Vol:** 30 g **Final Wgt/Vol..:** 2 mL
% Moisture.....: 21 **Method.....:** SW846 8270C

PARAMETER	RESULT	REPORTING LIMIT	UNITS
N-Nitrosodimethylamine	ND	420	ug/kg
Benzaldehyde	ND	420	ug/kg
1,1'-Biphenyl	ND	420	ug/kg
Caprolactam	ND	420	ug/kg
Acetophenone	ND	85	ug/kg
Atrazine	ND	420	ug/kg
Phenol	ND	420	ug/kg
bis(2-Chloroethyl)-ether	ND	420	ug/kg
2-Chlorophenol	ND	420	ug/kg
2-Methylphenol	ND	420	ug/kg
2,2'-oxybis(1-Chloro-propane)	ND	420	ug/kg
4-Methylphenol	ND	420	ug/kg
N-Nitrosodi-n-propyl-amine	ND	420	ug/kg
Hexachloroethane	ND	420	ug/kg
Nitrobenzene	ND	420	ug/kg
Isophorone	ND	420	ug/kg
2-Nitrophenol	ND	420	ug/kg
2,4-Dimethylphenol	ND	420	ug/kg
bis(2-Chloroethoxy) methane	ND	420	ug/kg
2,4-Dichlorophenol	ND	420	ug/kg
Naphthalene	ND	420	ug/kg
4-Chloroaniline	ND	420	ug/kg
Hexachlorobutadiene	ND	420	ug/kg
4-Chloro-3-methylphenol	ND	420	ug/kg
2-Methylnaphthalene	ND	420	ug/kg
Hexachlorocyclopenta-diene	ND	420	ug/kg
2,4,6-Trichloro-phenol	ND	420	ug/kg
2,4,5-Trichloro-phenol	ND	420	ug/kg
2-Chloronaphthalene	ND	420	ug/kg
2-Nitroaniline	ND	840	ug/kg
Dimethyl phthalate	ND	420	ug/kg

(Continued on next page)

Tetra Tech NUS, Inc

Client Sample ID: SB-506-0810

GC/MS Semivolatiles

Lot-Sample #...: A7K290236-022 **Work Order #...:** KC4V61AD **Matrix.....:** SO

PARAMETER	RESULT	REPORTING LIMIT	UNITS
Acenaphthylene	ND	420	ug/kg
2,6-Dinitrotoluene	ND	420	ug/kg
3-Nitroaniline	ND	840	ug/kg
Acenaphthene	ND	420	ug/kg
2,4-Dinitrophenol	ND	840	ug/kg
4-Nitrophenol	ND	840	ug/kg
Dibenzofuran	ND	420	ug/kg
2,4-Dinitrotoluene	ND	420	ug/kg
Diethyl phthalate	ND	420	ug/kg
4-Chlorophenyl phenyl ether	ND	420	ug/kg
Fluorene	ND	420	ug/kg
4-Nitroaniline	ND	420	ug/kg
4,6-Dinitro-2-methylphenol	ND	420	ug/kg
N-Nitrosodiphenylamine	ND	420	ug/kg
4-Bromophenyl phenyl ether	ND	420	ug/kg
Hexachlorobenzene	ND	420	ug/kg
Pentachlorophenol	ND	420	ug/kg
Phenanthrene	ND	420	ug/kg
Anthracene	ND	420	ug/kg
Carbazole	ND	420	ug/kg
Di-n-butyl phthalate	ND	420	ug/kg
Fluoranthene	ND	420	ug/kg
Pyrene	ND	420	ug/kg
Butyl benzyl phthalate	ND	420	ug/kg
3,3'-Dichlorobenzidine	ND	420	ug/kg
Benzo(a)anthracene	ND	420	ug/kg
Chrysene	ND	420	ug/kg
bis(2-Ethylhexyl) phthalate	ND	420	ug/kg
Di-n-octyl phthalate	ND	420	ug/kg
Benzo(b)fluoranthene	ND	420	ug/kg
Benzo(k)fluoranthene	ND	420	ug/kg
Benzo(a)pyrene	ND	420	ug/kg
Indeno(1,2,3-cd)pyrene	ND	420	ug/kg
Dibenz(a,h)anthracene	ND	420	ug/kg
Benzo(ghi)perylene	ND	420	ug/kg

(Continued on next page)

Tetra Tech NUS, Inc

Client Sample ID: SB-506-0810

GC/MS Semivolatiles

Lot-Sample #...: A7K290236-022 **Work Order #...:** KC4V61AD **Matrix.....:** SO

SURROGATE	PERCENT RECOVERY	RECOVERY LIMITS
Nitrobenzene-d5	49	(24 - 112)
2-Fluorobiphenyl	52	(34 - 110)
Terphenyl-d14	83	(41 - 119)
Phenol-d5	53	(28 - 110)
2-Fluorophenol	57	(26 - 110)
2,4,6-Tribromophenol	63	(10 - 118)

NOTE(S):

Results and reporting limits have been adjusted for dry weight.

Tetra Tech NUS, Inc

Client Sample ID: DUP-02

GC/MS Semivolatiles

Lot-Sample #...: A7K290236-023	**Work Order #...:** KC4V81AD	**Matrix.....:** SO	
Date Sampled...: 11/28/07	**Date Received..:** 11/29/07		
Prep Date.....: 12/02/07	**Analysis Date..:** 12/04/07		
Prep Batch #...: 7335036			
Dilution Factor: 1	**Initial Wgt/Vol:** 30.02 g	**Final Wgt/Vol..:** 2 mL	
% Moisture.....: 13	**Method.....:** SW846 8270C		

PARAMETER	RESULT	REPORTING LIMIT	UNITS
N-Nitrosodimethylamine	ND	380	ug/kg
Benzaldehyde	ND	380	ug/kg
1,1'-Biphenyl	ND	380	ug/kg
Caprolactam	ND	380	ug/kg
Acetophenone	ND	77	ug/kg
Atrazine	ND	380	ug/kg
Phenol	ND	380	ug/kg
bis(2-Chloroethyl)-ether	ND	380	ug/kg
2-Chlorophenol	ND	380	ug/kg
2-Methylphenol	ND	380	ug/kg
2,2'-oxybis(1-Chloro-propane)	ND	380	ug/kg
4-Methylphenol	ND	380	ug/kg
N-Nitrosodi-n-propyl-amine	ND	380	ug/kg
Hexachloroethane	ND	380	ug/kg
Nitrobenzene	ND	380	ug/kg
Isophorone	ND	380	ug/kg
2-Nitrophenol	ND	380	ug/kg
2,4-Dimethylphenol	ND	380	ug/kg
bis(2-Chloroethoxy) methane	ND	380	ug/kg
2,4-Dichlorophenol	ND	380	ug/kg
Naphthalene	ND	380	ug/kg
4-Chloroaniline	ND	380	ug/kg
Hexachlorobutadiene	ND	380	ug/kg
4-Chloro-3-methylphenol	ND	380	ug/kg
2-Methylnaphthalene	ND	380	ug/kg
Hexachlorocyclopenta-diene	ND	380	ug/kg
2,4,6-Trichloro-phenol	ND	380	ug/kg
2,4,5-Trichloro-phenol	ND	380	ug/kg
2-Chloronaphthalene	ND	380	ug/kg
2-Nitroaniline	ND	760	ug/kg
Dimethyl phthalate	ND	380	ug/kg

(Continued on next page)

Tetra Tech NUS, Inc

Client Sample ID: DUP-02

GC/MS Semivolatiles

Lot-Sample #...: A7K290236-023 **Work Order #...:** KC4V81AD **Matrix.....:** SO

PARAMETER	RESULT	REPORTING LIMIT	UNITS
Acenaphthylene	ND	380	ug/kg
2,6-Dinitrotoluene	ND	380	ug/kg
3-Nitroaniline	ND	760	ug/kg
Acenaphthene	ND	380	ug/kg
2,4-Dinitrophenol	ND	760	ug/kg
4-Nitrophenol	ND	760	ug/kg
Dibenzofuran	ND	380	ug/kg
2,4-Dinitrotoluene	ND	380	ug/kg
Diethyl phthalate	ND	380	ug/kg
4-Chlorophenyl phenyl ether	ND	380	ug/kg
Fluorene	ND	380	ug/kg
4-Nitroaniline	ND	380	ug/kg
4,6-Dinitro-2-methylphenol	ND	380	ug/kg
N-Nitrosodiphenylamine	ND	380	ug/kg
4-Bromophenyl phenyl ether	ND	380	ug/kg
Hexachlorobenzene	ND	380	ug/kg
Pentachlorophenol	ND	380	ug/kg
Phenanthrene	ND	380	ug/kg
Anthracene	ND	380	ug/kg
Carbazole	ND	380	ug/kg
Di-n-butyl phthalate	ND	380	ug/kg
Fluoranthene	ND	380	ug/kg
Pyrene	ND	380	ug/kg
Butyl benzyl phthalate	ND	380	ug/kg
3,3'-Dichlorobenzidine	ND	380	ug/kg
Benzo(a)anthracene	ND	380	ug/kg
Chrysene	ND	380	ug/kg
bis(2-Ethylhexyl) phthalate	**24 J**	**380**	**ug/kg**
Di-n-octyl phthalate	ND	380	ug/kg
Benzo(b)fluoranthene	ND	380	ug/kg
Benzo(k)fluoranthene	ND	380	ug/kg
Benzo(a)pyrene	ND	380	ug/kg
Indeno(1,2,3-cd)pyrene	ND	380	ug/kg
Dibenz(a,h)anthracene	ND	380	ug/kg
Benzo(ghi)perylene	ND	380	ug/kg

(Continued on next page)

Tetra Tech NUS, Inc

Client Sample ID: DUP-02

GC/MS Semivolatiles

Lot-Sample #...: A7K290236-023 **Work Order #...:** KC4V81AD **Matrix.....:** SO

SURROGATE	PERCENT RECOVERY	RECOVERY LIMITS
Nitrobenzene-d5	63	(24 - 112)
2-Fluorobiphenyl	59	(34 - 110)
Terphenyl-d14	81	(41 - 119)
Phenol-d5	68	(28 - 110)
2-Fluorophenol	66	(26 - 110)
2,4,6-Tribromophenol	66	(10 - 118)

NOTE(S):

Results and reporting limits have been adjusted for dry weight.

J Estimated result. Result is less than RL.

Tetra Tech NUS, Inc

Client Sample ID: SB-507-0001

GC/MS Semivolatiles

Lot-Sample #...:	A7K290236-024	**Work Order #...:**	KC4WC1AD	**Matrix.....:**	SO
Date Sampled...:	11/28/07 11:10	**Date Received..:**	11/29/07		
Prep Date.....:	12/02/07	**Analysis Date..:**	12/04/07		
Prep Batch #...:	7335036				
Dilution Factor:	1	**Initial Wgt/Vol:**	30.06 g	**Final Wgt/Vol..:**	2 mL
% Moisture.....:	14	**Method.....:**	SW846 8270C		

PARAMETER	RESULT	REPORTING LIMIT	UNITS
N-Nitrosodimethylamine	ND	380	ug/kg
Benzaldehyde	ND	380	ug/kg
1,1'-Biphenyl	ND	380	ug/kg
Caprolactam	ND	380	ug/kg
Acetophenone	ND	78	ug/kg
Atrazine	ND	380	ug/kg
Phenol	ND	380	ug/kg
bis(2-Chloroethyl)-ether	ND	380	ug/kg
2-Chlorophenol	ND	380	ug/kg
2-Methylphenol	ND	380	ug/kg
2,2'-oxybis(1-Chloro-propane)	ND	380	ug/kg
4-Methylphenol	ND	380	ug/kg
N-Nitrosodi-n-propyl-amine	ND	380	ug/kg
Hexachloroethane	ND	380	ug/kg
Nitrobenzene	ND	380	ug/kg
Isophorone	ND	380	ug/kg
2-Nitrophenol	ND	380	ug/kg
2,4-Dimethylphenol	ND	380	ug/kg
bis(2-Chloroethoxy) methane	ND	380	ug/kg
2,4-Dichlorophenol	ND	380	ug/kg
Naphthalene	ND	380	ug/kg
4-Chloroaniline	ND	380	ug/kg
Hexachlorobutadiene	ND	380	ug/kg
4-Chloro-3-methylphenol	ND	380	ug/kg
2-Methylnaphthalene	ND	380	ug/kg
Hexachlorocyclopenta-diene	ND	380	ug/kg
2,4,6-Trichloro-phenol	ND	380	ug/kg
2,4,5-Trichloro-phenol	ND	380	ug/kg
2-Chloronaphthalene	ND	380	ug/kg
2-Nitroaniline	ND	770	ug/kg
Dimethyl phthalate	ND	380	ug/kg

(Continued on next page)

Tetra Tech NUS, Inc

Client Sample ID: SB-507-0001

GC/MS Semivolatiles

Lot-Sample #...: A7K290236-024 **Work Order #...:** KC4WC1AD **Matrix.....:** SO

PARAMETER	RESULT	REPORTING LIMIT	UNITS
Acenaphthylene	ND	380	ug/kg
2,6-Dinitrotoluene	ND	380	ug/kg
3-Nitroaniline	ND	770	ug/kg
Acenaphthene	ND	380	ug/kg
2,4-Dinitrophenol	ND	770	ug/kg
4-Nitrophenol	ND	770	ug/kg
Dibenzofuran	ND	380	ug/kg
2,4-Dinitrotoluene	ND	380	ug/kg
Diethyl phthalate	ND	380	ug/kg
4-Chlorophenyl phenyl ether	ND	380	ug/kg
Fluorene	ND	380	ug/kg
4-Nitroaniline	ND	380	ug/kg
4,6-Dinitro-2-methylphenol	ND	380	ug/kg
N-Nitrosodiphenylamine	ND	380	ug/kg
4-Bromophenyl phenyl ether	ND	380	ug/kg
Hexachlorobenzene	ND	380	ug/kg
Pentachlorophenol	ND	380	ug/kg
Phenanthrene	**9.4 J**	**380**	**ug/kg**
Anthracene	ND	380	ug/kg
Carbazole	ND	380	ug/kg
Di-n-butyl phthalate	ND	380	ug/kg
Fluoranthene	**19 J**	**380**	**ug/kg**
Pyrene	**16 J**	**380**	**ug/kg**
Butyl benzyl phthalate	**120 J**	**380**	**ug/kg**
3,3'-Dichlorobenzidine	ND	380	ug/kg
Benzo(a)anthracene	**12 J**	**380**	**ug/kg**
Chrysene	**14 J**	**380**	**ug/kg**
bis(2-Ethylhexyl) phthalate	**37 J**	**380**	**ug/kg**
Di-n-octyl phthalate	ND	380	ug/kg
Benzo(b)fluoranthene	**25 J**	**380**	**ug/kg**
Benzo(k)fluoranthene	ND	380	ug/kg
Benzo(a)pyrene	**14 J**	**380**	**ug/kg**
Indeno(1,2,3-cd)pyrene	ND	380	ug/kg
Dibenz(a,h)anthracene	ND	380	ug/kg
Benzo(ghi)perylene	**8.0 J**	**380**	**ug/kg**

(Continued on next page)

Tetra Tech NUS, Inc

Client Sample ID: SB-507-0001

GC/MS Semivolatiles

Lot-Sample #...: A7K290236-024 **Work Order #...:** KC4WC1AD **Matrix.....:** SO

SURROGATE	PERCENT RECOVERY	RECOVERY LIMITS
Nitrobenzene-d5	43	(24 - 112)
2-Fluorobiphenyl	43	(34 - 110)
Terphenyl-d14	70	(41 - 119)
Phenol-d5	57	(28 - 110)
2-Fluorophenol	55	(26 - 110)
2,4,6-Tribromophenol	50	(10 - 118)

NOTE(S):

Results and reporting limits have been adjusted for dry weight.

J Estimated result. Result is less than RL.

Tetra Tech NUS, Inc

Client Sample ID: SB-507-0406

GC/MS Semivolatiles

Lot-Sample #...:	A7K290236-025	**Work Order #...:**	KC4WF1AD	**Matrix.....:**	SO
Date Sampled...:	11/28/07 11:15	**Date Received..:**	11/29/07		
Prep Date.....:	12/02/07	**Analysis Date..:**	12/04/07		
Prep Batch #...:	7335036				
Dilution Factor:	1	**Initial Wgt/Vol:**	30.04 g	**Final Wgt/Vol..:**	2 mL
% Moisture.....:	19	**Method.....:**	SW846 8270C		

PARAMETER	RESULT	REPORTING LIMIT	UNITS
N-Nitrosodimethylamine	ND	410	ug/kg
Benzaldehyde	ND	410	ug/kg
1,1'-Biphenyl	ND	410	ug/kg
Caprolactam	ND	410	ug/kg
Acetophenone	ND	82	ug/kg
Atrazine	ND	410	ug/kg
Phenol	ND	410	ug/kg
bis(2-Chloroethyl)-ether	ND	410	ug/kg
2-Chlorophenol	ND	410	ug/kg
2-Methylphenol	ND	410	ug/kg
2,2'-oxybis(1-Chloro-propane)	ND	410	ug/kg
4-Methylphenol	ND	410	ug/kg
N-Nitrosodi-n-propyl-amine	ND	410	ug/kg
Hexachloroethane	ND	410	ug/kg
Nitrobenzene	ND	410	ug/kg
Isophorone	ND	410	ug/kg
2-Nitrophenol	ND	410	ug/kg
2,4-Dimethylphenol	ND	410	ug/kg
bis(2-Chloroethoxy) methane	ND	410	ug/kg
2,4-Dichlorophenol	ND	410	ug/kg
Naphthalene	ND	410	ug/kg
4-Chloroaniline	ND	410	ug/kg
Hexachlorobutadiene	ND	410	ug/kg
4-Chloro-3-methylphenol	ND	410	ug/kg
2-Methylnaphthalene	ND	410	ug/kg
Hexachlorocyclopenta-diene	ND	410	ug/kg
2,4,6-Trichloro-phenol	ND	410	ug/kg
2,4,5-Trichloro-phenol	ND	410	ug/kg
2-Chloronaphthalene	ND	410	ug/kg
2-Nitroaniline	ND	810	ug/kg
Dimethyl phthalate	ND	410	ug/kg

(Continued on next page)

Tetra Tech NUS, Inc

Client Sample ID: SB-507-0406

GC/MS Semivolatiles

Lot-Sample #...: A7K290236-025 **Work Order #...:** KC4WF1AD **Matrix.....:** SO

PARAMETER	RESULT	REPORTING LIMIT	UNITS
Acenaphthylene	ND	410	ug/kg
2,6-Dinitrotoluene	ND	410	ug/kg
3-Nitroaniline	ND	810	ug/kg
Acenaphthene	ND	410	ug/kg
2,4-Dinitrophenol	ND	810	ug/kg
4-Nitrophenol	ND	810	ug/kg
Dibenzofuran	ND	410	ug/kg
2,4-Dinitrotoluene	ND	410	ug/kg
Diethyl phthalate	ND	410	ug/kg
4-Chlorophenyl phenyl ether	ND	410	ug/kg
Fluorene	ND	410	ug/kg
4-Nitroaniline	ND	410	ug/kg
4,6-Dinitro-2-methylphenol	ND	410	ug/kg
N-Nitrosodiphenylamine	ND	410	ug/kg
4-Bromophenyl phenyl ether	ND	410	ug/kg
Hexachlorobenzene	ND	410	ug/kg
Pentachlorophenol	ND	410	ug/kg
Phenanthrene	ND	410	ug/kg
Anthracene	ND	410	ug/kg
Carbazole	ND	410	ug/kg
Di-n-butyl phthalate	ND	410	ug/kg
Fluoranthene	ND	410	ug/kg
Pyrene	ND	410	ug/kg
Butyl benzyl phthalate	ND	410	ug/kg
3,3'-Dichlorobenzidine	ND	410	ug/kg
Benzo(a)anthracene	ND	410	ug/kg
Chrysene	ND	410	ug/kg
bis(2-Ethylhexyl) phthalate	ND	410	ug/kg
Di-n-octyl phthalate	ND	410	ug/kg
Benzo(b)fluoranthene	ND	410	ug/kg
Benzo(k)fluoranthene	ND	410	ug/kg
Benzo(a)pyrene	ND	410	ug/kg
Indeno(1,2,3-cd)pyrene	ND	410	ug/kg
Dibenz(a,h)anthracene	ND	410	ug/kg
Benzo(ghi)perylene	ND	410	ug/kg

(Continued on next page)

Tetra Tech NUS, Inc

Client Sample ID: SB-507-0406

GC/MS Semivolatiles

Lot-Sample #...: A7K290236-025 **Work Order #...:** KC4WF1AD **Matrix.....:** SO

SURROGATE	PERCENT RECOVERY	RECOVERY LIMITS
Nitrobenzene-d5	43	(24 - 112)
2-Fluorobiphenyl	43	(34 - 110)
Terphenyl-d14	70	(41 - 119)
Phenol-d5	57	(28 - 110)
2-Fluorophenol	56	(26 - 110)
2,4,6-Tribromophenol	51	(10 - 118)

NOTE(S):

Results and reporting limits have been adjusted for dry weight.

Tetra Tech NUS, Inc

Client Sample ID: SB-507-0810

GC/MS Semivolatiles

Lot-Sample #...:	A7K290236-026	**Work Order #...:**	KC4WH1AD	**Matrix.....:**	SO
Date Sampled...:	11/28/07 11:20	**Date Received..:**	11/29/07		
Prep Date.....:	12/02/07	**Analysis Date..:**	12/04/07		
Prep Batch #...:	7335036				
Dilution Factor:	1	**Initial Wgt/Vol:**	30.01 g	**Final Wgt/Vol..:**	2 mL
% Moisture.....:	14	**Method.....:**	SW846 8270C		

PARAMETER	RESULT	REPORTING LIMIT	UNITS
N-Nitrosodimethylamine	ND	380	ug/kg
Benzaldehyde	ND	380	ug/kg
1,1'-Biphenyl	ND	380	ug/kg
Caprolactam	ND	380	ug/kg
Acetophenone	ND	77	ug/kg
Atrazine	ND	380	ug/kg
Phenol	ND	380	ug/kg
bis(2-Chloroethyl)-ether	ND	380	ug/kg
2-Chlorophenol	ND	380	ug/kg
2-Methylphenol	ND	380	ug/kg
2,2'-oxybis(1-Chloro-propane)	ND	380	ug/kg
4-Methylphenol	ND	380	ug/kg
N-Nitrosodi-n-propyl-amine	ND	380	ug/kg
Hexachloroethane	ND	380	ug/kg
Nitrobenzene	ND	380	ug/kg
Isophorone	ND	380	ug/kg
2-Nitrophenol	ND	380	ug/kg
2,4-Dimethylphenol	ND	380	ug/kg
bis(2-Chloroethoxy) methane	ND	380	ug/kg
2,4-Dichlorophenol	ND	380	ug/kg
Naphthalene	ND	380	ug/kg
4-Chloroaniline	ND	380	ug/kg
Hexachlorobutadiene	ND	380	ug/kg
4-Chloro-3-methylphenol	ND	380	ug/kg
2-Methylnaphthalene	ND	380	ug/kg
Hexachlorocyclopenta-diene	ND	380	ug/kg
2,4,6-Trichloro-phenol	ND	380	ug/kg
2,4,5-Trichloro-phenol	ND	380	ug/kg
2-Chloronaphthalene	ND	380	ug/kg
2-Nitroaniline	ND	760	ug/kg
Dimethyl phthalate	ND	380	ug/kg

(Continued on next page)

Tetra Tech NUS, Inc

Client Sample ID: SB-507-0810

GC/MS Semivolatiles

Lot-Sample #...: A7K290236-026 **Work Order #...:** KC4WH1AD **Matrix.....:** SO

PARAMETER	RESULT	REPORTING LIMIT	UNITS
Acenaphthylene	ND	380	ug/kg
2,6-Dinitrotoluene	ND	380	ug/kg
3-Nitroaniline	ND	760	ug/kg
Acenaphthene	ND	380	ug/kg
2,4-Dinitrophenol	ND	760	ug/kg
4-Nitrophenol	ND	760	ug/kg
Dibenzofuran	ND	380	ug/kg
2,4-Dinitrotoluene	ND	380	ug/kg
Diethyl phthalate	ND	380	ug/kg
4-Chlorophenyl phenyl ether	ND	380	ug/kg
Fluorene	ND	380	ug/kg
4-Nitroaniline	ND	380	ug/kg
4,6-Dinitro-2-methylphenol	ND	380	ug/kg
N-Nitrosodiphenylamine	ND	380	ug/kg
4-Bromophenyl phenyl ether	ND	380	ug/kg
Hexachlorobenzene	ND	380	ug/kg
Pentachlorophenol	ND	380	ug/kg
Phenanthrene	ND	380	ug/kg
Anthracene	ND	380	ug/kg
Carbazole	ND	380	ug/kg
Di-n-butyl phthalate	ND	380	ug/kg
Fluoranthene	ND	380	ug/kg
Pyrene	ND	380	ug/kg
Butyl benzyl phthalate	ND	380	ug/kg
3,3'-Dichlorobenzidine	ND	380	ug/kg
Benzo(a)anthracene	ND	380	ug/kg
Chrysene	ND	380	ug/kg
bis(2-Ethylhexyl) phthalate	ND	380	ug/kg
Di-n-octyl phthalate	ND	380	ug/kg
Benzo(b)fluoranthene	ND	380	ug/kg
Benzo(k)fluoranthene	ND	380	ug/kg
Benzo(a)pyrene	ND	380	ug/kg
Indeno(1,2,3-cd)pyrene	ND	380	ug/kg
Dibenz(a,h)anthracene	ND	380	ug/kg
Benzo(ghi)perylene	ND	380	ug/kg

(Continued on next page)

Tetra Tech NUS, Inc

Client Sample ID: SB-507-0810

GC/MS Semivolatiles

Lot-Sample #...: A7K290236-026 Work Order #...: KC4WH1AD Matrix.....: SO

SURROGATE	PERCENT RECOVERY	RECOVERY LIMITS
Nitrobenzene-d5	53	(24 - 112)
2-Fluorobiphenyl	53	(34 - 110)
Terphenyl-d14	68	(41 - 119)
Phenol-d5	56	(28 - 110)
2-Fluorophenol	56	(26 - 110)
2,4,6-Tribromophenol	55	(10 - 118)

NOTE(S):

Results and reporting limits have been adjusted for dry weight.

Tetra Tech NUS, Inc

Client Sample ID: SB-508-0001

GC/MS Semivolatiles

Lot-Sample #...: A7K290236-027 **Work Order #...:** KC4WJ1AD **Matrix.....:** SO
Date Sampled...: 11/28/07 13:40 **Date Received..:** 11/29/07
Prep Date.....: 12/02/07 **Analysis Date..:** 12/04/07
Prep Batch #...: 7335036
Dilution Factor: 1 **Initial Wgt/Vol:** 30.03 g **Final Wgt/Vol..:** 2 mL
% Moisture.....: 14 **Method.....:** SW846 8270C

PARAMETER	RESULT	REPORTING LIMIT	UNITS
N-Nitrosodimethylamine	ND	380	ug/kg
Benzaldehyde	ND	380	ug/kg
1,1'-Biphenyl	ND	380	ug/kg
Caprolactam	ND	380	ug/kg
Acetophenone	ND	78	ug/kg
Atrazine	ND	380	ug/kg
Phenol	ND	380	ug/kg
bis(2-Chloroethyl)-ether	ND	380	ug/kg
2-Chlorophenol	ND	380	ug/kg
2-Methylphenol	ND	380	ug/kg
2,2'-oxybis(1-Chloro-propane)	ND	380	ug/kg
4-Methylphenol	ND	380	ug/kg
N-Nitrosodi-n-propyl-amine	ND	380	ug/kg
Hexachloroethane	ND	380	ug/kg
Nitrobenzene	ND	380	ug/kg
Isophorone	ND	380	ug/kg
2-Nitrophenol	ND	380	ug/kg
2,4-Dimethylphenol	ND	380	ug/kg
bis(2-Chloroethoxy) methane	ND	380	ug/kg
2,4-Dichlorophenol	ND	380	ug/kg
Naphthalene	**10 J**	**380**	**ug/kg**
4-Chloroaniline	ND	380	ug/kg
Hexachlorobutadiene	ND	380	ug/kg
4-Chloro-3-methylphenol	ND	380	ug/kg
2-Methylnaphthalene	**26 J**	**380**	**ug/kg**
Hexachlorocyclopenta-diene	ND	380	ug/kg
2,4,6-Trichloro-phenol	ND	380	ug/kg
2,4,5-Trichloro-phenol	ND	380	ug/kg
2-Chloronaphthalene	ND	380	ug/kg
2-Nitroaniline	ND	770	ug/kg
Dimethyl phthalate	ND	380	ug/kg

(Continued on next page)

Tetra Tech NUS, Inc

Client Sample ID: SB-508-0001

GC/MS Semivolatiles

Lot-Sample #...: A7K290236-027 **Work Order #...:** KC4WJ1AD **Matrix.....:** SO

PARAMETER	RESULT	REPORTING LIMIT	UNITS
Acenaphthylene	ND	380	ug/kg
2,6-Dinitrotoluene	ND	380	ug/kg
3-Nitroaniline	ND	770	ug/kg
Acenaphthene	ND	380	ug/kg
2,4-Dinitrophenol	ND	770	ug/kg
4-Nitrophenol	ND	770	ug/kg
Dibenzofuran	ND	380	ug/kg
2,4-Dinitrotoluene	ND	380	ug/kg
Diethyl phthalate	ND	380	ug/kg
4-Chlorophenyl phenyl ether	ND	380	ug/kg
Fluorene	ND	380	ug/kg
4-Nitroaniline	ND	380	ug/kg
4,6-Dinitro-2-methylphenol	ND	380	ug/kg
N-Nitrosodiphenylamine	ND	380	ug/kg
4-Bromophenyl phenyl ether	ND	380	ug/kg
Hexachlorobenzene	ND	380	ug/kg
Pentachlorophenol	ND	380	ug/kg
Phenanthrene	**17 J**	**380**	**ug/kg**
Anthracene	ND	380	ug/kg
Carbazole	ND	380	ug/kg
Di-n-butyl phthalate	ND	380	ug/kg
Fluoranthene	ND	380	ug/kg
Pyrene	ND	380	ug/kg
Butyl benzyl phthalate	ND	380	ug/kg
3,3'-Dichlorobenzidine	ND	380	ug/kg
Benzo(a)anthracene	ND	380	ug/kg
Chrysene	ND	380	ug/kg
bis(2-Ethylhexyl) phthalate	**58 J**	**380**	**ug/kg**
Di-n-octyl phthalate	ND	380	ug/kg
Benzo(b)fluoranthene	ND	380	ug/kg
Benzo(k)fluoranthene	ND	380	ug/kg
Benzo(a)pyrene	ND	380	ug/kg
Indeno(1,2,3-cd)pyrene	ND	380	ug/kg
Dibenz(a,h)anthracene	ND	380	ug/kg
Benzo(ghi)perylene	ND	380	ug/kg

(Continued on next page)

Tetra Tech NUS, Inc

Client Sample ID: SB-508-0001

GC/MS Semivolatiles

Lot-Sample #...: A7K290236-027 **Work Order #...:** KC4WJ1AD **Matrix.....:** SO

SURROGATE	PERCENT RECOVERY	RECOVERY LIMITS
Nitrobenzene-d5	64	(24 - 112)
2-Fluorobiphenyl	66	(34 - 110)
Terphenyl-d14	84	(41 - 119)
Phenol-d5	67	(28 - 110)
2-Fluorophenol	65	(26 - 110)
2,4,6-Tribromophenol	57	(10 - 118)

NOTE(S):

Results and reporting limits have been adjusted for dry weight.

J Estimated result. Result is less than RL.

Tetra Tech NUS, Inc

Client Sample ID: SB-508-0406

GC/MS Semivolatiles

Lot-Sample #...: A7K290236-028 **Work Order #...:** KC4WK1AD **Matrix.....:** SO
Date Sampled...: 11/28/07 13:45 **Date Received..:** 11/29/07
Prep Date.....: 12/02/07 **Analysis Date..:** 12/04/07
Prep Batch #...: 7335036
Dilution Factor: 1 **Initial Wgt/Vol:** 30.01 g **Final Wgt/Vol..:** 2 mL
% Moisture.....: 14 **Method.....:** SW846 8270C

PARAMETER	RESULT	REPORTING LIMIT	UNITS
N-Nitrosodimethylamine	ND	390	ug/kg
Benzaldehyde	ND	390	ug/kg
1,1'-Biphenyl	ND	390	ug/kg
Caprolactam	ND	390	ug/kg
Acetophenone	ND	78	ug/kg
Atrazine	ND	390	ug/kg
Phenol	ND	390	ug/kg
bis(2-Chloroethyl)-ether	ND	390	ug/kg
2-Chlorophenol	ND	390	ug/kg
2-Methylphenol	ND	390	ug/kg
2,2'-oxybis(1-Chloro-propane)	ND	390	ug/kg
4-Methylphenol	ND	390	ug/kg
N-Nitrosodi-n-propyl-amine	ND	390	ug/kg
Hexachloroethane	ND	390	ug/kg
Nitrobenzene	ND	390	ug/kg
Isophorone	ND	390	ug/kg
2-Nitrophenol	ND	390	ug/kg
2,4-Dimethylphenol	ND	390	ug/kg
bis(2-Chloroethoxy) methane	ND	390	ug/kg
2,4-Dichlorophenol	ND	390	ug/kg
Naphthalene	ND	390	ug/kg
4-Chloroaniline	ND	390	ug/kg
Hexachlorobutadiene	ND	390	ug/kg
4-Chloro-3-methylphenol	ND	390	ug/kg
2-Methylnaphthalene	ND	390	ug/kg
Hexachlorocyclopenta-diene	ND	390	ug/kg
2,4,6-Trichloro-phenol	ND	390	ug/kg
2,4,5-Trichloro-phenol	ND	390	ug/kg
2-Chloronaphthalene	ND	390	ug/kg
2-Nitroaniline	ND	770	ug/kg
Dimethyl phthalate	ND	390	ug/kg

(Continued on next page)

Tetra Tech NUS, Inc

Client Sample ID: SB-508-0406

GC/MS Semivolatiles

Lot-Sample #...: A7K290236-028 **Work Order #...:** KC4WK1AD **Matrix.....:** SO

PARAMETER	RESULT	REPORTING LIMIT	UNITS
Acenaphthylene	ND	390	ug/kg
2,6-Dinitrotoluene	ND	390	ug/kg
3-Nitroaniline	ND	770	ug/kg
Acenaphthene	ND	390	ug/kg
2,4-Dinitrophenol	ND	770	ug/kg
4-Nitrophenol	ND	770	ug/kg
Dibenzofuran	ND	390	ug/kg
2,4-Dinitrotoluene	ND	390	ug/kg
Diethyl phthalate	ND	390	ug/kg
4-Chlorophenyl phenyl ether	ND	390	ug/kg
Fluorene	ND	390	ug/kg
4-Nitroaniline	ND	390	ug/kg
4,6-Dinitro-2-methylphenol	ND	390	ug/kg
N-Nitrosodiphenylamine	ND	390	ug/kg
4-Bromophenyl phenyl ether	ND	390	ug/kg
Hexachlorobenzene	ND	390	ug/kg
Pentachlorophenol	ND	390	ug/kg
Phenanthrene	ND	390	ug/kg
Anthracene	ND	390	ug/kg
Carbazole	ND	390	ug/kg
Di-n-butyl phthalate	ND	390	ug/kg
Fluoranthene	ND	390	ug/kg
Pyrene	ND	390	ug/kg
Butyl benzyl phthalate	ND	390	ug/kg
3,3'-Dichlorobenzidine	ND	390	ug/kg
Benzo(a)anthracene	ND	390	ug/kg
Chrysene	ND	390	ug/kg
bis(2-Ethylhexyl) phthalate	ND	390	ug/kg
Di-n-octyl phthalate	ND	390	ug/kg
Benzo(b)fluoranthene	ND	390	ug/kg
Benzo(k)fluoranthene	ND	390	ug/kg
Benzo(a)pyrene	ND	390	ug/kg
Indeno(1,2,3-cd)pyrene	ND	390	ug/kg
Dibenz(a,h)anthracene	ND	390	ug/kg
Benzo(ghi)perylene	ND	390	ug/kg

(Continued on next page)

Tetra Tech NUS, Inc

Client Sample ID: SB-508-0406

GC/MS Semivolatiles

Lot-Sample #...: A7K290236-028 **Work Order #...:** KC4WK1AD **Matrix.....:** SO

SURROGATE	PERCENT RECOVERY	RECOVERY LIMITS
Nitrobenzene-d5	55	(24 - 112)
2-Fluorobiphenyl	56	(34 - 110)
Terphenyl-d14	77	(41 - 119)
Phenol-d5	60	(28 - 110)
2-Fluorophenol	60	(26 - 110)
2,4,6-Tribromophenol	58	(10 - 118)

NOTE(S):

Results and reporting limits have been adjusted for dry weight.

Tetra Tech NUS, Inc

Client Sample ID: SB-508-0810

GC/MS Semivolatiles

Lot-Sample #...:	A7K290236-029	**Work Order #...:**	KC4WL1AD	**Matrix.....:**	SO
Date Sampled...:	11/28/07 13:50	**Date Received..:**	11/29/07		
Prep Date.....:	12/02/07	**Analysis Date..:**	12/04/07		
Prep Batch #...:	7335036				
Dilution Factor:	1	**Initial Wgt/Vol:**	30.04 g	**Final Wgt/Vol..:**	2 mL
% Moisture.....:	17	**Method.....:**	SW846 8270C		

PARAMETER	RESULT	REPORTING LIMIT	UNITS
N-Nitrosodimethylamine	ND	400	ug/kg
Benzaldehyde	ND	400	ug/kg
1,1'-Biphenyl	ND	400	ug/kg
Caprolactam	ND	400	ug/kg
Acetophenone	ND	80	ug/kg
Atrazine	ND	400	ug/kg
Phenol	ND	400	ug/kg
bis(2-Chloroethyl)-ether	ND	400	ug/kg
2-Chlorophenol	ND	400	ug/kg
2-Methylphenol	ND	400	ug/kg
2,2'-oxybis(1-Chloro-propane)	ND	400	ug/kg
4-Methylphenol	ND	400	ug/kg
N-Nitrosodi-n-propyl-amine	ND	400	ug/kg
Hexachloroethane	ND	400	ug/kg
Nitrobenzene	ND	400	ug/kg
Isophorone	ND	400	ug/kg
2-Nitrophenol	ND	400	ug/kg
2,4-Dimethylphenol	ND	400	ug/kg
bis(2-Chloroethoxy) methane	ND	400	ug/kg
2,4-Dichlorophenol	ND	400	ug/kg
Naphthalene	ND	400	ug/kg
4-Chloroaniline	ND	400	ug/kg
Hexachlorobutadiene	ND	400	ug/kg
4-Chloro-3-methylphenol	ND	400	ug/kg
2-Methylnaphthalene	ND	400	ug/kg
Hexachlorocyclopenta-diene	ND	400	ug/kg
2,4,6-Trichloro-phenol	ND	400	ug/kg
2,4,5-Trichloro-phenol	ND	400	ug/kg
2-Chloronaphthalene	ND	400	ug/kg
2-Nitroaniline	ND	790	ug/kg
Dimethyl phthalate	ND	400	ug/kg

(Continued on next page)

Tetra Tech NUS, Inc

Client Sample ID: SB-508-0810

GC/MS Semivolatiles

Lot-Sample #...: A7K290236-029 **Work Order #...:** KC4WL1AD **Matrix.....:** SO

PARAMETER	RESULT	REPORTING LIMIT	UNITS
Acenaphthylene	ND	400	ug/kg
2,6-Dinitrotoluene	ND	400	ug/kg
3-Nitroaniline	ND	790	ug/kg
Acenaphthene	ND	400	ug/kg
2,4-Dinitrophenol	ND	790	ug/kg
4-Nitrophenol	ND	790	ug/kg
Dibenzofuran	ND	400	ug/kg
2,4-Dinitrotoluene	ND	400	ug/kg
Diethyl phthalate	ND	400	ug/kg
4-Chlorophenyl phenyl ether	ND	400	ug/kg
Fluorene	ND	400	ug/kg
4-Nitroaniline	ND	400	ug/kg
4,6-Dinitro-2-methylphenol	ND	400	ug/kg
N-Nitrosodiphenylamine	ND	400	ug/kg
4-Bromophenyl phenyl ether	ND	400	ug/kg
Hexachlorobenzene	ND	400	ug/kg
Pentachlorophenol	ND	400	ug/kg
Phenanthrene	ND	400	ug/kg
Anthracene	ND	400	ug/kg
Carbazole	ND	400	ug/kg
Di-n-butyl phthalate	ND	400	ug/kg
Fluoranthene	ND	400	ug/kg
Pyrene	ND	400	ug/kg
Butyl benzyl phthalate	ND	400	ug/kg
3,3'-Dichlorobenzidine	ND	400	ug/kg
Benzo(a)anthracene	ND	400	ug/kg
Chrysene	ND	400	ug/kg
bis(2-Ethylhexyl) phthalate	ND	400	ug/kg
Di-n-octyl phthalate	ND	400	ug/kg
Benzo(b)fluoranthene	ND	400	ug/kg
Benzo(k)fluoranthene	ND	400	ug/kg
Benzo(a)pyrene	ND	400	ug/kg
Indeno(1,2,3-cd)pyrene	ND	400	ug/kg
Dibenz(a,h)anthracene	ND	400	ug/kg
Benzo(ghi)perylene	ND	400	ug/kg

(Continued on next page)

Tetra Tech NUS, Inc

Client Sample ID: SB-508-0810

GC/MS Semivolatiles

Lot-Sample #...: A7K290236-029 **Work Order #...:** KC4WL1AD **Matrix.....:** SO

SURROGATE	PERCENT RECOVERY	RECOVERY LIMITS
Nitrobenzene-d5	52	(24 - 112)
2-Fluorobiphenyl	50	(34 - 110)
Terphenyl-d14	77	(41 - 119)
Phenol-d5	62	(28 - 110)
2-Fluorophenol	62	(26 - 110)
2,4,6-Tribromophenol	52	(10 - 118)

NOTE(S):

Results and reporting limits have been adjusted for dry weight.

Tetra Tech NUS, Inc

Client Sample ID: DUP-03

GC/MS Semivolatiles

Lot-Sample #...:	A7K290236-030	**Work Order #...:**	KC4WM1AD	**Matrix.....:**	SO
Date Sampled...:	11/28/07	**Date Received..:**	11/29/07		
Prep Date.....:	12/02/07	**Analysis Date..:**	12/04/07		
Prep Batch #...:	7335036				
Dilution Factor:	1	**Initial Wgt/Vol:**	30.05 g	**Final Wgt/Vol..:**	2 mL
% Moisture.....:	15	**Method.....:**	SW846 8270C		

PARAMETER	RESULT	REPORTING LIMIT	UNITS
N-Nitrosodimethylamine	ND	390	ug/kg
Benzaldehyde	ND	390	ug/kg
1,1'-Biphenyl	ND	390	ug/kg
Caprolactam	ND	390	ug/kg
Acetophenone	ND	78	ug/kg
Atrazine	ND	390	ug/kg
Phenol	ND	390	ug/kg
bis(2-Chloroethyl)-ether	ND	390	ug/kg
2-Chlorophenol	ND	390	ug/kg
2-Methylphenol	ND	390	ug/kg
2,2'-oxybis(1-Chloro-propane)	ND	390	ug/kg
4-Methylphenol	ND	390	ug/kg
N-Nitrosodi-n-propyl-amine	ND	390	ug/kg
Hexachloroethane	ND	390	ug/kg
Nitrobenzene	ND	390	ug/kg
Isophorone	ND	390	ug/kg
2-Nitrophenol	ND	390	ug/kg
2,4-Dimethylphenol	ND	390	ug/kg
bis(2-Chloroethoxy) methane	ND	390	ug/kg
2,4-Dichlorophenol	ND	390	ug/kg
Naphthalene	ND	390	ug/kg
4-Chloroaniline	ND	390	ug/kg
Hexachlorobutadiene	ND	390	ug/kg
4-Chloro-3-methylphenol	ND	390	ug/kg
2-Methylnaphthalene	ND	390	ug/kg
Hexachlorocyclopenta-diene	ND	390	ug/kg
2,4,6-Trichloro-phenol	ND	390	ug/kg
2,4,5-Trichloro-phenol	ND	390	ug/kg
2-Chloronaphthalene	ND	390	ug/kg
2-Nitroaniline	ND	780	ug/kg
Dimethyl phthalate	ND	390	ug/kg

(Continued on next page)

Tetra Tech NUS, Inc

Client Sample ID: DUP-03

GC/MS Semivolatiles

Lot-Sample #...: A7K290236-030 **Work Order #...:** KC4WM1AD **Matrix.....:** SO

PARAMETER	RESULT	REPORTING LIMIT	UNITS
Acenaphthylene	ND	390	ug/kg
2,6-Dinitrotoluene	ND	390	ug/kg
3-Nitroaniline	ND	780	ug/kg
Acenaphthene	ND	390	ug/kg
2,4-Dinitrophenol	ND	780	ug/kg
4-Nitrophenol	ND	780	ug/kg
Dibenzofuran	ND	390	ug/kg
2,4-Dinitrotoluene	ND	390	ug/kg
Diethyl phthalate	ND	390	ug/kg
4-Chlorophenyl phenyl ether	ND	390	ug/kg
Fluorene	ND	390	ug/kg
4-Nitroaniline	ND	390	ug/kg
4,6-Dinitro-2-methylphenol	ND	390	ug/kg
N-Nitrosodiphenylamine	ND	390	ug/kg
4-Bromophenyl phenyl ether	ND	390	ug/kg
Hexachlorobenzene	ND	390	ug/kg
Pentachlorophenol	ND	390	ug/kg
Phenanthrene	ND	390	ug/kg
Anthracene	ND	390	ug/kg
Carbazole	ND	390	ug/kg
Di-n-butyl phthalate	ND	390	ug/kg
Fluoranthene	ND	390	ug/kg
Pyrene	ND	390	ug/kg
Butyl benzyl phthalate	ND	390	ug/kg
3,3'-Dichlorobenzidine	ND	390	ug/kg
Benzo(a)anthracene	ND	390	ug/kg
Chrysene	ND	390	ug/kg
bis(2-Ethylhexyl) phthalate	ND	390	ug/kg
Di-n-octyl phthalate	ND	390	ug/kg
Benzo(b)fluoranthene	ND	390	ug/kg
Benzo(k)fluoranthene	ND	390	ug/kg
Benzo(a)pyrene	ND	390	ug/kg
Indeno(1,2,3-cd)pyrene	ND	390	ug/kg
Dibenz(a,h)anthracene	ND	390	ug/kg
Benzo(ghi)perylene	ND	390	ug/kg

(Continued on next page)

Tetra Tech NUS, Inc

Client Sample ID: DUP-03

GC/MS Semivolatiles

Lot-Sample #...: A7K290236-030 **Work Order #...:** KC4WM1AD **Matrix.....:** SO

SURROGATE	PERCENT RECOVERY	RECOVERY LIMITS
Nitrobenzene-d5	58	(24 - 112)
2-Fluorobiphenyl	60	(34 - 110)
Terphenyl-d14	77	(41 - 119)
Phenol-d5	60	(28 - 110)
2-Fluorophenol	63	(26 - 110)
2,4,6-Tribromophenol	59	(10 - 118)

NOTE(S):

Results and reporting limits have been adjusted for dry weight.

Tetra Tech NUS, Inc

Client Sample ID: SB-500-0001

GC Semivolatiles

Lot-Sample #...:	A7K290236-001	**Work Order #...:**	KC3972A3	**Matrix.....:**	SO
Date Sampled...:	11/27/07 09:40	**Date Received..:**	11/29/07		
Prep Date.....:	12/07/07	**Analysis Date..:**	12/11/07		
Prep Batch #...:	7341042				
Dilution Factor:	1	**Initial Wgt/Vol:**	30.11 g	**Final Wgt/Vol..:**	1 mL
% Moisture.....:	12	**Method.....:**	SW846 8015B		

PARAMETER	RESULT	REPORTING LIMIT	UNITS	MDL
TPH (as Diesel)	**18 B**	**11**	**mg/kg**	**0.27**

SURROGATE	PERCENT RECOVERY	RECOVERY LIMITS
C9 (nonane)	20	(10 - 110)

NOTE(S):

Results and reporting limits have been adjusted for dry weight.

B Method blank contamination. The associated method blank contains the target analyte at a reportable level.

Tetra Tech NUS, Inc

Client Sample ID: SB-500-0001

GC Semivolatiles

Lot-Sample #...:	A7K290236-001	**Work Order #...:**	KC3973A3	**Matrix.....:**	SO
Date Sampled...:	11/27/07 09:40	**Date Received..:**	11/29/07		
Prep Date.....:	12/12/07	**Analysis Date..:**	12/14/07		
Prep Batch #...:	7346454				
Dilution Factor:	1	**Initial Wgt/Vol:**	30.13 g	**Final Wgt/Vol..:**	1 mL
% Moisture.....:	12	**Method.....:**	SW846 8015B		

PARAMETER	RESULT	REPORTING LIMIT	UNITS	MDL
TPH (as Diesel)	**68 B**	**11**	**mg/kg**	**0.27**

SURROGATE	PERCENT RECOVERY	RECOVERY LIMITS
C9 (nonane)	20	(10 - 110)

NOTE(S):

Results and reporting limits have been adjusted for dry weight.

B Method blank contamination. The associated method blank contains the target analyte at a reportable level.

Tetra Tech NUS, Inc

Client Sample ID: SB-500-0406

GC Semivolatiles

Lot-Sample #...:	A7K290236-002	Work Order #...:	KC4TG2AE	Matrix.....:	SO
Date Sampled...:	11/27/07 09:50	Date Received..:	11/29/07		
Prep Date.....:	12/07/07	Analysis Date..:	12/11/07		
Prep Batch #...:	7341042				
Dilution Factor:	1	Initial Wgt/Vol:	30.04 g	Final Wgt/Vol..:	1 mL
% Moisture.....:	11	Method.....:	SW846 8015B		

PARAMETER	RESULT	REPORTING LIMIT	UNITS	MDL
TPH (as Diesel)	15 B	11	mg/kg	0.27

SURROGATE	PERCENT RECOVERY	RECOVERY LIMITS
C9 (nonane)	22	(10 - 110)

NOTE(S):

Results and reporting limits have been adjusted for dry weight.

B Method blank contamination. The associated method blank contains the target analyte at a reportable level.

Tetra Tech NUS, Inc

Client Sample ID: SB-500-0406

GC Semivolatiles

Lot-Sample #...:	A7K290236-002	**Work Order #...:**	KC4TG3AE	**Matrix.....:**	SO
Date Sampled...:	11/27/07 09:50	**Date Received..:**	11/29/07		
Prep Date.....:	12/12/07	**Analysis Date..:**	12/14/07		
Prep Batch #...:	7346454				
Dilution Factor:	1	**Initial Wgt/Vol:**	30.14 g	**Final Wgt/Vol..:**	1 mL
% Moisture.....:	11	**Method.....:**	SW846 8015B		

PARAMETER	RESULT	REPORTING LIMIT	UNITS	MDL
TPH (as Diesel)	**2.8 J,B**	**11**	**mg/kg**	**0.27**

SURROGATE	PERCENT RECOVERY	RECOVERY LIMITS
C9 (nonane)	20	(10 - 110)

NOTE(S):

Results and reporting limits have been adjusted for dry weight.

J Estimated result. Result is less than RL.

B Method blank contamination. The associated method blank contains the target analyte at a reportable level.

Tetra Tech NUS, Inc

Client Sample ID: SB-500-0810

GC Semivolatiles

Lot-Sample #...:	A7K290236-003	**Work Order #...:**	KC4TJ1AE	**Matrix.....:**	SO
Date Sampled...:	11/27/07 09:55	**Date Received..:**	11/29/07		
Prep Date.....:	12/03/07	**Analysis Date..:**	12/06/07		
Prep Batch #...:	7337050				
Dilution Factor:	1	**Initial Wgt/Vol:**	30.06 g	**Final Wgt/Vol..:**	1 mL
% Moisture.....:	17	**Method.....:**	SW846 8015B		

PARAMETER	RESULT	REPORTING LIMIT	UNITS	MDL
TPH (as Diesel)	**0.64 J**	**12**	**mg/kg**	**0.29**

SURROGATE	PERCENT RECOVERY	RECOVERY LIMITS
C9 (nonane)	19	(10 - 110)

NOTE(S):

Results and reporting limits have been adjusted for dry weight.

J Estimated result. Result is less than RL.

Tetra Tech NUS, Inc

Client Sample ID: SB-501-0001

GC Semivolatiles

Lot-Sample #...:	A7K290236-004	**Work Order #...:**	KC4TL2AE	**Matrix.....:**	SO
Date Sampled...:	11/27/07 10:27	**Date Received..:**	11/29/07		
Prep Date.....:	12/07/07	**Analysis Date..:**	12/11/07		
Prep Batch #...:	7341042				
Dilution Factor:	1	**Initial Wgt/Vol:**	30.05 g	**Final Wgt/Vol..:**	1 mL
% Moisture.....:	13	**Method.....:**	SW846 8015B		

PARAMETER	RESULT	REPORTING LIMIT	UNITS	MDL
TPH (as Diesel)	**61 B**	**12**	**mg/kg**	**0.28**

SURROGATE	PERCENT RECOVERY	RECOVERY LIMITS
C9 (nonane)	22	(10 - 110)

NOTE(S):

Results and reporting limits have been adjusted for dry weight.

B Method blank contamination. The associated method blank contains the target analyte at a reportable level.

Tetra Tech NUS, Inc

Client Sample ID: SB-501-0001

GC Semivolatiles

Lot-Sample #...:	A7K290236-004	**Work Order #...:**	KC4TL3AE	**Matrix.....:**	SO
Date Sampled...:	11/27/07 10:27	**Date Received..:**	11/29/07		
Prep Date.....:	12/12/07	**Analysis Date..:**	12/14/07		
Prep Batch #...:	7346454				
Dilution Factor:	1	**Initial Wgt/Vol:**	30.06 g	**Final Wgt/Vol..:**	1 mL
% Moisture.....:	13	**Method.....:**	SW846 8015B		

PARAMETER	RESULT	REPORTING LIMIT	UNITS	MDL
TPH (as Diesel)	**12 B**	**12**	**mg/kg**	**0.28**

SURROGATE	PERCENT RECOVERY	RECOVERY LIMITS
C9 (nonane)	23	(10 - 110)

NOTE(S):

Results and reporting limits have been adjusted for dry weight.

B Method blank contamination. The associated method blank contains the target analyte at a reportable level.

Tetra Tech NUS, Inc

Client Sample ID: SB-501-0406

GC Semivolatiles

Lot-Sample #...:	A7K290236-005	**Work Order #...:**	KC4TQ2AE	**Matrix.....:**	SO
Date Sampled...:	11/27/07 10:35	**Date Received..:**	11/29/07		
Prep Date.....:	12/07/07	**Analysis Date..:**	12/11/07		
Prep Batch #...:	7341042				
Dilution Factor:	1	**Initial Wgt/Vol:**	30.03 g	**Final Wgt/Vol..:**	1 mL
% Moisture.....:	11	**Method.....:**	SW846 8015B		

PARAMETER	RESULT	REPORTING LIMIT	UNITS	MDL
TPH (as Diesel)	**25 B**	**11**	**mg/kg**	**0.27**

SURROGATE	PERCENT RECOVERY	RECOVERY LIMITS
C9 (nonane)	22	(10 - 110)

NOTE(S):

Results and reporting limits have been adjusted for dry weight.

B Method blank contamination. The associated method blank contains the target analyte at a reportable level.

Tetra Tech NUS, Inc

Client Sample ID: SB-501-0406

GC Semivolatiles

Lot-Sample #...:	A7K290236-005	**Work Order #...:**	KC4TQ3AE	**Matrix.....:**	SO
Date Sampled...:	11/27/07 10:35	**Date Received..:**	11/29/07		
Prep Date.....:	12/12/07	**Analysis Date..:**	12/14/07		
Prep Batch #...:	7346454				
Dilution Factor:	1	**Initial Wgt/Vol:**	30.12 g	**Final Wgt/Vol..:**	1 mL
% Moisture.....:	11	**Method.....:**	SW846 8015B		

PARAMETER	RESULT	REPORTING LIMIT	UNITS	MDL
TPH (as Diesel)	**52 B**	**11**	**mg/kg**	**0.27**

SURROGATE	PERCENT RECOVERY	RECOVERY LIMITS
C9 (nonane)	16	(10 - 110)

NOTE(S):

Results and reporting limits have been adjusted for dry weight.

B Method blank contamination. The associated method blank contains the target analyte at a reportable level.

Tetra Tech NUS, Inc

Client Sample ID: SB-501-0810

GC Semivolatiles

Lot-Sample #...:	A7K290236-006	**Work Order #...:**	KC4TT2AE	**Matrix.....:**	SO
Date Sampled...:	11/27/07 10:35	**Date Received..:**	11/29/07		
Prep Date.....:	12/07/07	**Analysis Date..:**	12/11/07		
Prep Batch #...:	7341042				
Dilution Factor:	1	**Initial Wgt/Vol:**	30.1 g	**Final Wgt/Vol..:**	1 mL
% Moisture.....:	15	**Method.....:**	SW846 8015B		

PARAMETER	RESULT	REPORTING LIMIT	UNITS	MDL
TPH (as Diesel)	**34 B**	**12**	**mg/kg**	**0.28**

SURROGATE	PERCENT RECOVERY	RECOVERY LIMITS
C9 (nonane)	21	(10 - 110)

NOTE(S):

Results and reporting limits have been adjusted for dry weight.

B Method blank contamination. The associated method blank contains the target analyte at a reportable level.

Tetra Tech NUS, Inc

Client Sample ID: SB-501-0810

GC Semivolatiles

Lot-Sample #...:	A7K290236-006	**Work Order #...:**	KC4TT3AE	**Matrix.....:**	SO
Date Sampled...:	11/27/07 10:35	**Date Received..:**	11/29/07		
Prep Date.....:	12/12/07	**Analysis Date..:**	12/14/07		
Prep Batch #...:	7346454				
Dilution Factor:	1	**Initial Wgt/Vol:**	30.05 g	**Final Wgt/Vol..:**	1 mL
% Moisture.....:	15	**Method.....:**	SW846 8015B		

PARAMETER	RESULT	REPORTING LIMIT	UNITS	MDL
TPH (as Diesel)	**14 B**	**12**	**mg/kg**	**0.28**

SURROGATE	PERCENT RECOVERY	RECOVERY LIMITS
C9 (nonane)	17	(10 - 110)

NOTE(S):

Results and reporting limits have been adjusted for dry weight.

B Method blank contamination. The associated method blank contains the target analyte at a reportable level.

Tetra Tech NUS, Inc

Client Sample ID: SB-502-0001

GC Semivolatiles

Lot-Sample #...:	A7K290236-007	**Work Order #...:**	KC4T01AE	**Matrix.....:**	SO
Date Sampled...:	11/27/07 11:09	**Date Received..:**	11/29/07		
Prep Date.....:	12/03/07	**Analysis Date..:**	12/12/07		
Prep Batch #...:	7337050				
Dilution Factor:	5	**Initial Wgt/Vol:**	30.05 g	**Final Wgt/Vol..:**	1 mL
% Moisture.....:	16	**Method.....:**	SW846 8015B		

PARAMETER	RESULT	REPORTING LIMIT	UNITS	MDL
TPH (as Diesel)	**130**	**59**	**mg/kg**	**1.4**

SURROGATE	PERCENT RECOVERY	RECOVERY LIMITS
C9 (nonane)	7.5 DIL,*	(10 - 110)

NOTE(S):

DIL The concentration is estimated or not reported due to dilution or the presence of interfering analytes.

* Surrogate recovery is outside stated control limits.

Results and reporting limits have been adjusted for dry weight.

Tetra Tech NUS, Inc

Client Sample ID: SB-502-0406

GC Semivolatiles

Lot-Sample #...:	A7K290236-008	**Work Order #...:**	KC4T21AE	**Matrix.....:**	SO
Date Sampled...:	11/27/07 11:15	**Date Received..:**	11/29/07		
Prep Date.....:	12/03/07	**Analysis Date..:**	12/11/07		
Prep Batch #...:	7337050				
Dilution Factor:	1	**Initial Wgt/Vol:**	30.09 g	**Final Wgt/Vol..:**	1 mL
% Moisture.....:	14	**Method.....:**	SW846 8015B		

PARAMETER	RESULT	REPORTING LIMIT	UNITS	MDL
TPH (as Diesel)	**48**	**12**	**mg/kg**	**0.28**

SURROGATE	PERCENT RECOVERY	RECOVERY LIMITS
C9 (nonane)	12	(10 - 110)

NOTE(S):

Results and reporting limits have been adjusted for dry weight.

Tetra Tech NUS, Inc

Client Sample ID: SB-502-0810

GC Semivolatiles

Lot-Sample #...: A7K290236-009	**Work Order #...:** KC4T41AE	**Matrix.....:** SO
Date Sampled...: 11/27/07 11:40	**Date Received..:** 11/29/07	
Prep Date.....: 12/03/07	**Analysis Date..:** 12/11/07	
Prep Batch #...: 7337050		
Dilution Factor: 1	**Initial Wgt/Vol:** 30.06 g	**Final Wgt/Vol..:** 1 mL
% Moisture.....: 14	**Method.....:** SW846 8015B	

PARAMETER	RESULT	REPORTING LIMIT	UNITS	MDL
TPH (as Diesel)	**37**	**12**	**mg/kg**	**0.28**

SURROGATE	PERCENT RECOVERY	RECOVERY LIMITS
C9 (nonane)	13	(10 - 110)

NOTE(S):

Results and reporting limits have been adjusted for dry weight.

Tetra Tech NUS, Inc

Client Sample ID: SB-503-0001

GC Semivolatiles

Lot-Sample #...:	A7K290236-010	**Work Order #...:**	KC4T71AE	**Matrix.....:**	SO
Date Sampled...:	11/27/07 12:45	**Date Received..:**	11/29/07		
Prep Date.....:	12/03/07	**Analysis Date..:**	12/12/07		
Prep Batch #...:	7337050				
Dilution Factor:	20	**Initial Wgt/Vol:**	30.04 g	**Final Wgt/Vol..:**	1 mL
% Moisture.....:	14	**Method.....:**	SW846 8015B		

PARAMETER	RESULT	REPORTING LIMIT	UNITS	MDL
TPH (as Diesel)	**650**	**230**	**mg/kg**	**5.6**

SURROGATE	PERCENT RECOVERY	RECOVERY LIMITS
C9 (nonane)	22 DIL	(10 - 110)

NOTE(S):

DIL The concentration is estimated or not reported due to dilution or the presence of interfering analytes.

Results and reporting limits have been adjusted for dry weight.

Tetra Tech NUS, Inc

Client Sample ID: SB-503-0406

GC Semivolatiles

Lot-Sample #...:	A7K290236-011	**Work Order #...:**	KC4T91AE	**Matrix.....:**	SO
Date Sampled...:	11/27/07 12:55	**Date Received..:**	11/29/07		
Prep Date.....:	12/03/07	**Analysis Date..:**	12/11/07		
Prep Batch #...:	7337050				
Dilution Factor:	1	**Initial Wgt/Vol:**	30.01 g	**Final Wgt/Vol..:**	1 mL
% Moisture.....:	18	**Method.....:**	SW846 8015B		

PARAMETER	RESULT	REPORTING LIMIT	UNITS	MDL
TPH (as Diesel)	**9.7 J**	**12**	**mg/kg**	**0.29**

SURROGATE	PERCENT RECOVERY	RECOVERY LIMITS
C9 (nonane)	15	(10 - 110)

NOTE(S):

Results and reporting limits have been adjusted for dry weight.

J Estimated result. Result is less than RL.

Tetra Tech NUS, Inc

Client Sample ID: SB-503-1012

GC Semivolatiles

Lot-Sample #...:	A7K290236-012	**Work Order #...:**	KC4VC1AE	**Matrix.....:**	SO
Date Sampled...:	11/27/07 13:13	**Date Received..:**	11/29/07		
Prep Date.....:	12/03/07	**Analysis Date..:**	12/06/07		
Prep Batch #...:	7337050				
Dilution Factor:	1	**Initial Wgt/Vol:**	30.03 g	**Final Wgt/Vol..:**	1 mL
% Moisture.....:	16	**Method.....:**	SW846 8015B		

PARAMETER	RESULT	REPORTING LIMIT	UNITS	MDL
TPH (as Diesel)	**1.1 J**	**12**	**mg/kg**	**0.28**

SURROGATE	PERCENT RECOVERY	RECOVERY LIMITS
C9 (nonane)	12	(10 - 110)

NOTE(S):

Results and reporting limits have been adjusted for dry weight.

J Estimated result. Result is less than RL.

Tetra Tech NUS, Inc

Client Sample ID: SB-504-0001

GC Semivolatiles

Lot-Sample #...:	A7K290236-013	**Work Order #...:**	KC4VE1AE	**Matrix.....:**	SO
Date Sampled...:	11/27/07 13:40	**Date Received..:**	11/29/07		
Prep Date.....:	12/03/07	**Analysis Date..:**	12/11/07		
Prep Batch #...:	7337050				
Dilution Factor:	1	**Initial Wgt/Vol:**	30.06 g	**Final Wgt/Vol..:**	1 mL
% Moisture.....:	8.8	**Method.....:**	SW846 8015B		

PARAMETER	RESULT	REPORTING LIMIT	UNITS	MDL
TPH (as Diesel)	**52**	**11**	**mg/kg**	**0.26**

SURROGATE	PERCENT RECOVERY	RECOVERY LIMITS
C9 (nonane)	22	(10 - 110)

NOTE(S):

Results and reporting limits have been adjusted for dry weight.

Tetra Tech NUS, Inc

Client Sample ID: SB-504-0406

GC Semivolatiles

Lot-Sample #...:	A7K290236-014	**Work Order #...:**	KC4VJ2AE	**Matrix.....:**	SO
Date Sampled...:	11/27/07 13:50	**Date Received..:**	11/29/07		
Prep Date.....:	12/07/07	**Analysis Date..:**	12/12/07		
Prep Batch #...:	7341042				
Dilution Factor:	5	**Initial Wgt/Vol:**	30.14 g	**Final Wgt/Vol..:**	1 mL
% Moisture.....:	13	**Method.....:**	SW846 8015B		

PARAMETER	RESULT	REPORTING LIMIT	UNITS	MDL
TPH (as Diesel)	**130 B**	**57**	**mg/kg**	**1.4**

SURROGATE	PERCENT RECOVERY	RECOVERY LIMITS
C9 (nonane)	19 DIL	(10 - 110)

NOTE(S):

DIL The concentration is estimated or not reported due to dilution or the presence of interfering analytes.

Results and reporting limits have been adjusted for dry weight.

B Method blank contamination. The associated method blank contains the target analyte at a reportable level.

Tetra Tech NUS, Inc

Client Sample ID: SB-504-0406

GC Semivolatiles

Lot-Sample #...:	A7K290236-014	**Work Order #...:**	KC4VJ3AE	**Matrix.....:**	SO
Date Sampled...:	11/27/07 13:50	**Date Received..:**	11/29/07		
Prep Date.....:	12/12/07	**Analysis Date..:**	12/19/07		
Prep Batch #...:	7346454				
Dilution Factor:	2	**Initial Wgt/Vol:**	30.14 g	**Final Wgt/Vol..:**	1 mL
% Moisture.....:	13	**Method.....:**	SW846 8015B		

PARAMETER	RESULT	REPORTING LIMIT	UNITS	MDL
TPH (as Diesel)	**36 B**	**23**	**mg/kg**	**0.55**

SURROGATE	PERCENT RECOVERY	RECOVERY LIMITS
C9 (nonane)	21	(10 - 110)

NOTE(S):

Results and reporting limits have been adjusted for dry weight.

B Method blank contamination. The associated method blank contains the target analyte at a reportable level.

Tetra Tech NUS, Inc

Client Sample ID: SB-504-0810

GC Semivolatiles

Lot-Sample #...:	A7K290236-015	**Work Order #...:**	KC4VK1AE	**Matrix.....:**	SO
Date Sampled...:	11/27/07 13:55	**Date Received..:**	11/29/07		
Prep Date.....:	12/03/07	**Analysis Date..:**	12/11/07		
Prep Batch #...:	7337050				
Dilution Factor:	1	**Initial Wgt/Vol:**	30.07 g	**Final Wgt/Vol..:**	1 mL
% Moisture.....:	14	**Method.....:**	SW846 8015B		

PARAMETER	RESULT	REPORTING LIMIT	UNITS	MDL
TPH (as Diesel)	**43**	**12**	**mg/kg**	**0.28**

SURROGATE	PERCENT RECOVERY	RECOVERY LIMITS
C9 (nonane)	15	(10 - 110)

NOTE(S):

Results and reporting limits have been adjusted for dry weight.

Tetra Tech NUS, Inc

Client Sample ID: SB-505-0001

GC Semivolatiles

Lot-Sample #...:	A7K290236-016	**Work Order #...:**	KC4VM1AE	**Matrix.....:**	SO
Date Sampled...:	11/27/07 14:25	**Date Received..:**	11/29/07		
Prep Date.....:	12/03/07	**Analysis Date..:**	12/06/07		
Prep Batch #...:	7337051				
Dilution Factor:	5	**Initial Wgt/Vol:**	30.01 g	**Final Wgt/Vol..:**	1 mL
% Moisture.....:	17	**Method.....:**	SW846 8015B		

PARAMETER	RESULT	REPORTING LIMIT	UNITS	MDL
TPH (as Diesel)	**170 B**	**60**	**mg/kg**	**1.4**

SURROGATE	PERCENT RECOVERY	RECOVERY LIMITS
C9 (nonane)	17 DIL	(10 - 110)

NOTE(S):

DIL The concentration is estimated or not reported due to dilution or the presence of interfering analytes.

Results and reporting limits have been adjusted for dry weight.

B Method blank contamination. The associated method blank contains the target analyte at a reportable level.

Tetra Tech NUS, Inc

Client Sample ID: SB-505-0406

GC Semivolatiles

Lot-Sample #...:	A7K290236-017	**Work Order #...:**	KC4VQ1AE	**Matrix.....:**	SO
Date Sampled...:	11/27/07 14:30	**Date Received..:**	11/29/07		
Prep Date.....:	12/03/07	**Analysis Date..:**	12/04/07		
Prep Batch #...:	7337051				
Dilution Factor:	1	**Initial Wgt/Vol:**	30.09 g	**Final Wgt/Vol..:**	1 mL
% Moisture.....:	14	**Method.....:**	SW846 8015B		

PARAMETER	RESULT	REPORTING LIMIT	UNITS	MDL
TPH (as Diesel)	**2.7 J,B**	**12**	**mg/kg**	**0.28**

SURROGATE	PERCENT RECOVERY	RECOVERY LIMITS
C9 (nonane)	20	(10 - 110)

NOTE(S):

Results and reporting limits have been adjusted for dry weight.

J Estimated result. Result is less than RL.

B Method blank contamination. The associated method blank contains the target analyte at a reportable level.

Tetra Tech NUS, Inc

Client Sample ID: SB-505-0810

GC Semivolatiles

Lot-Sample #...:	A7K290236-018	**Work Order #...:**	KC4VR1AE	**Matrix.....:**	SO
Date Sampled...:	11/27/07 14:35	**Date Received..:**	11/29/07		
Prep Date.....:	12/03/07	**Analysis Date..:**	12/04/07		
Prep Batch #...:	7337051				
Dilution Factor:	1	**Initial Wgt/Vol:**	30.03 g	**Final Wgt/Vol..:**	1 mL
% Moisture.....:	20	**Method.....:**	SW846 8015B		

PARAMETER	RESULT	REPORTING LIMIT	UNITS	MDL
TPH (as Diesel)	**7.0 J,B**	**13**	**mg/kg**	**0.30**

SURROGATE	PERCENT RECOVERY	RECOVERY LIMITS
C9 (nonane)	19	(10 - 110)

NOTE(S):

Results and reporting limits have been adjusted for dry weight.

J Estimated result. Result is less than RL.

B Method blank contamination. The associated method blank contains the target analyte at a reportable level.

Tetra Tech NUS, Inc

Client Sample ID: DUP-01

GC Semivolatiles

Lot-Sample #...:	A7K290236-019	**Work Order #...:**	KC4VW1AE	**Matrix.....:**	SO
Date Sampled...:	11/27/07	**Date Received..:**	11/29/07		
Prep Date.....:	12/03/07	**Analysis Date..:**	12/06/07		
Prep Batch #...:	7337051				
Dilution Factor:	1	**Initial Wgt/Vol:**	30.03 g	**Final Wgt/Vol..:**	1 mL
% Moisture.....:	23	**Method.....:**	SW846 8015B		

PARAMETER	RESULT	REPORTING LIMIT	UNITS	MDL
TPH (as Diesel)	**45 B**	**13**	**mg/kg**	**0.31**

SURROGATE	PERCENT RECOVERY	RECOVERY LIMITS
C9 (nonane)	22	(10 - 110)

NOTE(S):

Results and reporting limits have been adjusted for dry weight.

B Method blank contamination. The associated method blank contains the target analyte at a reportable level.

Tetra Tech NUS, Inc

Client Sample ID: SB-506-0001

GC Semivolatiles

Lot-Sample #...:	A7K290236-020	**Work Order #...:**	KC4V32AE	**Matrix.....:**	SO
Date Sampled...:	11/28/07 09:34	**Date Received..:**	11/29/07		
Prep Date.....:	12/07/07	**Analysis Date..:**	12/11/07		
Prep Batch #...:	7341042				
Dilution Factor:	1	**Initial Wgt/Vol:**	30.08 g	**Final Wgt/Vol..:**	1 mL
% Moisture.....:	13	**Method.....:**	SW846 8015B		

PARAMETER	RESULT	REPORTING LIMIT	UNITS	MDL
TPH (as Diesel)	**14 B**	**11**	**mg/kg**	**0.27**

SURROGATE	PERCENT RECOVERY	RECOVERY LIMITS
C9 (nonane)	19	(10 - 110)

NOTE(S):

Results and reporting limits have been adjusted for dry weight.

B Method blank contamination. The associated method blank contains the target analyte at a reportable level.

Tetra Tech NUS, Inc

Client Sample ID: SB-506-0406

GC Semivolatiles

Lot-Sample #...:	A7K290236-021	**Work Order #...:**	KC4V51AE	**Matrix.....:**	SO
Date Sampled...:	11/28/07 09:52	**Date Received..:**	11/29/07		
Prep Date.....:	12/03/07	**Analysis Date..:**	12/06/07		
Prep Batch #...:	7337050				
Dilution Factor:	20	**Initial Wgt/Vol:**	30.06 g	**Final Wgt/Vol..:**	1 mL
% Moisture.....:	14	**Method.....:**	SW846 8015B		

PARAMETER	RESULT	REPORTING LIMIT	UNITS	MDL
TPH (as Diesel)	**17 J**	**230**	**mg/kg**	**5.6**

SURROGATE	PERCENT RECOVERY	RECOVERY LIMITS
C9 (nonane)	0.0 DIL,*	(10 - 110)

NOTE(S):

DIL The concentration is estimated or not reported due to dilution or the presence of interfering analytes.

* Surrogate recovery is outside stated control limits.

Results and reporting limits have been adjusted for dry weight.

J Estimated result. Result is less than RL.

Elevated reporting limits. The reporting limits are elevated due to matrix interference.

Tetra Tech NUS, Inc

Client Sample ID: SB-506-0810

GC Semivolatiles

Lot-Sample #...: A7K290236-022	**Work Order #...:** KC4V61AE	**Matrix.....:** SO	
Date Sampled...: 11/28/07 09:54	**Date Received..:** 11/29/07		
Prep Date.....: 12/03/07	**Analysis Date..:** 12/06/07		
Prep Batch #...: 7337050			
Dilution Factor: 1	**Initial Wgt/Vol:** 30.03 g	**Final Wgt/Vol..:** 1 mL	
% Moisture.....: 21	**Method.....:** SW846 8015B		

PARAMETER	RESULT	REPORTING LIMIT	UNITS	MDL
TPH (as Diesel)	**3.6 J**	**13**	**mg/kg**	**0.31**

SURROGATE	PERCENT RECOVERY	RECOVERY LIMITS
C9 (nonane)	22	(10 - 110)

NOTE(S):

Results and reporting limits have been adjusted for dry weight.

J Estimated result. Result is less than RL.

Tetra Tech NUS, Inc

Client Sample ID: DUP-02

GC Semivolatiles

Lot-Sample #...: A7K290236-023	**Work Order #...:** KC4V81AE	**Matrix.....:** SO	
Date Sampled...: 11/28/07	**Date Received..:** 11/29/07		
Prep Date.....: 12/03/07	**Analysis Date..:** 12/06/07		
Prep Batch #...: 7337050			
Dilution Factor: 1	**Initial Wgt/Vol:** 30.05 g	**Final Wgt/Vol..:** 4 mL	
% Moisture.....: 13	**Method.....:** SW846 8015B		

PARAMETER	RESULT	REPORTING LIMIT	UNITS	MDL
TPH (as Diesel)	**4.8 J**	**15**	**mg/kg**	**0.28**

SURROGATE	PERCENT RECOVERY	RECOVERY LIMITS
C9 (nonane)	45	(10 - 110)

NOTE(S):

Results and reporting limits have been adjusted for dry weight.

J Estimated result. Result is less than RL.

Tetra Tech NUS, Inc

Client Sample ID: SB-507-0001

GC Semivolatiles

Lot-Sample #...:	A7K290236-024	**Work Order #...:**	KC4WC1AE	**Matrix.....:**	SO
Date Sampled...:	11/28/07 11:10	**Date Received..:**	11/29/07		
Prep Date.....:	12/03/07	**Analysis Date..:**	12/04/07		
Prep Batch #...:	7337051				
Dilution Factor:	1	**Initial Wgt/Vol:**	30.06 g	**Final Wgt/Vol..:**	1 mL
% Moisture.....:	14	**Method.....:**	SW846 8015B		

PARAMETER	RESULT	REPORTING LIMIT	UNITS	MDL
TPH (as Diesel)	**13 B**	**12**	**mg/kg**	**0.28**

SURROGATE	PERCENT RECOVERY	RECOVERY LIMITS
C9 (nonane)	17	(10 - 110)

NOTE(S):

Results and reporting limits have been adjusted for dry weight.

B Method blank contamination. The associated method blank contains the target analyte at a reportable level.

Tetra Tech NUS, Inc

Client Sample ID: SB-507-0406

GC Semivolatiles

Lot-Sample #...:	A7K290236-025	**Work Order #...:**	KC4WF1AE	**Matrix.....:**	SO
Date Sampled...:	11/28/07 11:15	**Date Received..:**	11/29/07		
Prep Date.....:	12/03/07	**Analysis Date..:**	12/06/07		
Prep Batch #...:	7337051				
Dilution Factor:	1	**Initial Wgt/Vol:**	30.06 g	**Final Wgt/Vol..:**	1 mL
% Moisture.....:	19	**Method.....:**	SW846 8015B		

PARAMETER	RESULT	REPORTING LIMIT	UNITS	MDL
TPH (as Diesel)	**4.3 J,B**	**12**	**mg/kg**	**0.30**

SURROGATE	PERCENT RECOVERY	RECOVERY LIMITS
C9 (nonane)	10	(10 - 110)

NOTE(S):

Results and reporting limits have been adjusted for dry weight.

J Estimated result. Result is less than RL.

B Method blank contamination. The associated method blank contains the target analyte at a reportable level.

Tetra Tech NUS, Inc

Client Sample ID: SB-507-0810

GC Semivolatiles

Lot-Sample #...:	A7K290236-026	**Work Order #...:**	KC4WH1AE	**Matrix.....:**	SO
Date Sampled...:	11/28/07 11:20	**Date Received..:**	11/29/07		
Prep Date.....:	12/03/07	**Analysis Date..:**	12/04/07		
Prep Batch #...:	7337051				
Dilution Factor:	1	**Initial Wgt/Vol:**	30.06 g	**Final Wgt/Vol..:**	1 mL
% Moisture.....:	14	**Method.....:**	SW846 8015B		

PARAMETER	RESULT	REPORTING LIMIT	UNITS	MDL
TPH (as Diesel)	2.7 J,B	12	**mg/kg**	0.28

SURROGATE	PERCENT RECOVERY	RECOVERY LIMITS
C9 (nonane)	15	(10 - 110)

NOTE(S):

Results and reporting limits have been adjusted for dry weight.

J Estimated result. Result is less than RL.

B Method blank contamination. The associated method blank contains the target analyte at a reportable level.

Tetra Tech NUS, Inc

Client Sample ID: SB-508-0001

GC Semivolatiles

Lot-Sample #...:	A7K290236-027	**Work Order #...:**	KC4WJ1AE	**Matrix.....:**	SO
Date Sampled...:	11/28/07 13:40	**Date Received..:**	11/29/07		
Prep Date.....:	12/03/07	**Analysis Date..:**	12/04/07		
Prep Batch #...:	7337051				
Dilution Factor:	1	**Initial Wgt/Vol:**	30.02 g	**Final Wgt/Vol..:**	1 mL
% Moisture.....:	14	**Method.....:**	SW846 8015B		

PARAMETER	RESULT	REPORTING LIMIT	UNITS	MDL
TPH (as Diesel)	**5.9 J,B**	**12**	**mg/kg**	**0.28**

SURROGATE	PERCENT RECOVERY	RECOVERY LIMITS
C9 (nonane)	17	(10 - 110)

NOTE(S):

Results and reporting limits have been adjusted for dry weight.

J Estimated result. Result is less than RL.

B Method blank contamination. The associated method blank contains the target analyte at a reportable level.

Tetra Tech NUS, Inc

Client Sample ID: SB-508-0406

GC Semivolatiles

Lot-Sample #...:	A7K290236-028	**Work Order #...:**	KC4WK1AE	**Matrix.....:**	SO
Date Sampled...:	11/28/07 13:45	**Date Received..:**	11/29/07		
Prep Date.....:	12/03/07	**Analysis Date..:**	12/04/07		
Prep Batch #...:	7337051				
Dilution Factor:	1	**Initial Wgt/Vol:**	30.06 g	**Final Wgt/Vol..:**	1 mL
% Moisture.....:	14	**Method.....:**	SW846 8015B		

PARAMETER	RESULT	REPORTING LIMIT	UNITS	MDL
TPH (as Diesel)	**1.9 J,B**	**12**	**mg/kg**	**0.28**

SURROGATE	PERCENT RECOVERY	RECOVERY LIMITS
C9 (nonane)	13	(10 - 110)

NOTE(S):

Results and reporting limits have been adjusted for dry weight.

J Estimated result. Result is less than RL.

B Method blank contamination. The associated method blank contains the target analyte at a reportable level.

Tetra Tech NUS, Inc

Client Sample ID: SB-508-0810

GC Semivolatiles

Lot-Sample #...:	A7K290236-029	**Work Order #...:**	KC4WL1AE	**Matrix.....:**	SO
Date Sampled...:	11/28/07 13:50	**Date Received..:**	11/29/07		
Prep Date.....:	12/03/07	**Analysis Date..:**	12/04/07		
Prep Batch #...:	7337051				
Dilution Factor:	1	**Initial Wgt/Vol:**	30.01 g	**Final Wgt/Vol..:**	1 mL
% Moisture.....:	17	**Method.....:**	SW846 8015B		

PARAMETER	RESULT	REPORTING LIMIT	UNITS	MDL
TPH (as Diesel)	**2.7 J,B**	**12**	**mg/kg**	**0.29**

SURROGATE	PERCENT RECOVERY	RECOVERY LIMITS
C9 (nonane)	15	(10 - 110)

NOTE(S):

Results and reporting limits have been adjusted for dry weight.

J Estimated result. Result is less than RL.

B Method blank contamination. The associated method blank contains the target analyte at a reportable level.

Tetra Tech NUS, Inc

Client Sample ID: DUP-03

GC Semivolatiles

Lot-Sample #...: A7K290236-030	Work Order #...: KC4WM1AE	Matrix.....: SO
Date Sampled...: 11/28/07	Date Received..: 11/29/07	
Prep Date.....: 12/03/07	Analysis Date..: 12/04/07	
Prep Batch #...: 7337051		
Dilution Factor: 1	Initial Wgt/Vol: 30.01 g	Final Wgt/Vol..: 1 mL
% Moisture.....: 15	Method.....: SW846 8015B	

PARAMETER	RESULT	REPORTING LIMIT	UNITS	MDL
TPH (as Diesel)	1.7 J,B	12	mg/kg	0.28

SURROGATE	PERCENT RECOVERY	RECOVERY LIMITS
C9 (nonane)	13	(10 - 110)

NOTE(S):

Results and reporting limits have been adjusted for dry weight.

J Estimated result. Result is less than RL.

B Method blank contamination. The associated method blank contains the target analyte at a reportable level.

Tetra Tech NUS, Inc

Client Sample ID: SB-500-0001

GC Semivolatiles

Lot-Sample #...:	A7K290236-001	**Work Order #...:**	KC3971AD	**Matrix.....:**	SO
Date Sampled...:	11/27/07 09:40	**Date Received..:**	11/29/07		
Prep Date.....:	12/03/07	**Analysis Date..:**	12/06/07		
Prep Batch #...:	7337046				
Dilution Factor:	1	**Initial Wgt/Vol:**	30.06 g	**Final Wgt/Vol..:**	10 mL
% Moisture.....:	12	**Method.....:**	SW846 8082		

PARAMETER	RESULT	REPORTING LIMIT	UNITS	MDL
Aroclor 1016	ND	37	ug/kg	12
Aroclor 1221	ND	37	ug/kg	15
Aroclor 1232	ND	37	ug/kg	14
Aroclor 1242	ND	37	ug/kg	16
Aroclor 1248	ND	37	ug/kg	17
Aroclor 1254	ND	37	ug/kg	10
Aroclor 1260	**47**	**37**	**ug/kg**	**11**

SURROGATE	PERCENT RECOVERY	RECOVERY LIMITS
Tetrachloro-m-xylene	73	(10 - 196)
Decachlorobiphenyl	142	(10 - 199)

NOTE(S):

Results and reporting limits have been adjusted for dry weight.

Tetra Tech NUS, Inc

Client Sample ID: SB-500-0406

GC Semivolatiles

Lot-Sample #...:	A7K290236-002	**Work Order #...:**	KC4TG1AH	**Matrix.....:**	SO
Date Sampled...:	11/27/07 09:50	**Date Received..:**	11/29/07		
Prep Date.....:	12/03/07	**Analysis Date..:**	12/08/07		
Prep Batch #...:	7337047				
Dilution Factor:	1	**Initial Wgt/Vol:**	30.04 g	**Final Wgt/Vol..:**	10 mL
% Moisture.....:	11	**Method.....:**	SW846 8082		

PARAMETER	RESULT	REPORTING LIMIT	UNITS	MDL
Aroclor 1016	ND	37	ug/kg	12
Aroclor 1221	ND	37	ug/kg	15
Aroclor 1232	ND	37	ug/kg	13
Aroclor 1242	ND	37	ug/kg	16
Aroclor 1248	ND	37	ug/kg	17
Aroclor 1254	ND	37	ug/kg	9.9
Aroclor 1260	ND	37	ug/kg	11

SURROGATE	PERCENT RECOVERY	RECOVERY LIMITS
Tetrachloro-m-xylene	55	(10 - 196)
Decachlorobiphenyl	51	(10 - 199)

NOTE(S):

Results and reporting limits have been adjusted for dry weight.

Tetra Tech NUS, Inc

Client Sample ID: SB-500-0810

GC Semivolatiles

Lot-Sample #...:	A7K290236-003	**Work Order #...:**	KC4TJ1AH	**Matrix.....:**	SO
Date Sampled...:	11/27/07 09:55	**Date Received..:**	11/29/07		
Prep Date.....:	12/03/07	**Analysis Date..:**	12/08/07		
Prep Batch #...:	7337047				
Dilution Factor:	1	**Initial Wgt/Vol:**	30.13 g	**Final Wgt/Vol..:**	10 mL
% Moisture.....:	17	**Method.....:**	SW846 8082		

PARAMETER	RESULT	REPORTING LIMIT	UNITS	MDL
Aroclor 1016	ND	40	ug/kg	13
Aroclor 1221	ND	40	ug/kg	16
Aroclor 1232	ND	40	ug/kg	14
Aroclor 1242	ND	40	ug/kg	17
Aroclor 1248	ND	40	ug/kg	18
Aroclor 1254	ND	40	ug/kg	11
Aroclor 1260	ND	40	ug/kg	12

SURROGATE	PERCENT RECOVERY	RECOVERY LIMITS
Tetrachloro-m-xylene	48	(10 - 196)
Decachlorobiphenyl	41	(10 - 199)

NOTE(S):

Results and reporting limits have been adjusted for dry weight.

Tetra Tech NUS, Inc

Client Sample ID: SB-501-0001

GC Semivolatiles

Lot-Sample #...:	A7K290236-004	**Work Order #...:**	KC4TL1AH	**Matrix.....:**	SO
Date Sampled...:	11/27/07 10:27	**Date Received..:**	11/29/07		
Prep Date.....:	12/03/07	**Analysis Date..:**	12/08/07		
Prep Batch #...:	7337047				
Dilution Factor:	200	**Initial Wgt/Vol:**	30 g	**Final Wgt/Vol..:**	10 mL
% Moisture.....:	13	**Method.....:**	SW846 8082		

PARAMETER	RESULT	REPORTING LIMIT	UNITS	MDL
Aroclor 1016	ND	7600	ug/kg	2500
Aroclor 1221	ND	7600	ug/kg	3000
Aroclor 1232	ND	7600	ug/kg	2800
Aroclor 1242	ND	7600	ug/kg	3200
Aroclor 1248	ND	7600	ug/kg	3500
Aroclor 1254	ND	7600	ug/kg	2000
Aroclor 1260	**58000**	**7600**	**ug/kg**	**2300**

SURROGATE	PERCENT RECOVERY	RECOVERY LIMITS
Tetrachloro-m-xylene	0.0 DIL,*	(10 - 196)
Decachlorobiphenyl	202 DIL,*	(10 - 199)

NOTE(S):

DIL The concentration is estimated or not reported due to dilution or the presence of interfering analytes.

* Surrogate recovery is outside stated control limits.

Results and reporting limits have been adjusted for dry weight.

Tetra Tech NUS, Inc

Client Sample ID: SB-501-0406

GC Semivolatiles

Lot-Sample #...:	A7K290236-005	**Work Order #...:**	KC4TQ1AH	**Matrix.....:**	SO
Date Sampled...:	11/27/07 10:35	**Date Received..:**	11/29/07		
Prep Date.....:	12/03/07	**Analysis Date..:**	12/08/07		
Prep Batch #...:	7337047				
Dilution Factor:	20	**Initial Wgt/Vol:**	30.01 g	**Final Wgt/Vol..:**	10 mL
% Moisture.....:	11	**Method.....:**	SW846 8082		

PARAMETER	RESULT	REPORTING LIMIT	UNITS	MDL
Aroclor 1016	ND	740	ug/kg	250
Aroclor 1221	ND	740	ug/kg	290
Aroclor 1232	ND	740	ug/kg	270
Aroclor 1242	ND	740	ug/kg	310
Aroclor 1248	ND	740	ug/kg	340
Aroclor 1254	ND	740	ug/kg	200
Aroclor 1260	**5800**	**740**	**ug/kg**	**220**

SURROGATE	PERCENT RECOVERY	RECOVERY LIMITS
Tetrachloro-m-xylene	63 DIL	(10 - 196)
Decachlorobiphenyl	54 DIL	(10 - 199)

NOTE(S):

DIL The concentration is estimated or not reported due to dilution or the presence of interfering analytes.

Results and reporting limits have been adjusted for dry weight.

Tetra Tech NUS, Inc

Client Sample ID: SB-501-0810

GC Semivolatiles

Lot-Sample #...:	A7K290236-006	**Work Order #...:**	KC4TT1AH	**Matrix.....:**	SO
Date Sampled...:	11/27/07 10:35	**Date Received..:**	11/29/07		
Prep Date.....:	12/03/07	**Analysis Date..:**	12/08/07		
Prep Batch #...:	7337047				
Dilution Factor:	100	**Initial Wgt/Vol:**	30.02 g	**Final Wgt/Vol..:**	10 mL
% Moisture.....:	15	**Method.....:**	SW846 8082		

PARAMETER	RESULT	REPORTING LIMIT	UNITS	MDL
Aroclor 1016	ND	3900	ug/kg	1300
Aroclor 1221	ND	3900	ug/kg	1500
Aroclor 1232	ND	3900	ug/kg	1400
Aroclor 1242	ND	3900	ug/kg	1700
Aroclor 1248	ND	3900	ug/kg	1800
Aroclor 1254	ND	3900	ug/kg	1000
Aroclor 1260	**24000**	**3900**	**ug/kg**	**1200**

SURRÓGATE	PERCENT RECOVERY	RECOVERY LIMITS
Tetrachloro-m-xylene	78 DIL	(10 - 196)
Decachlorobiphenyl	91 DIL	(10 - 199)

NOTE(S):

DIL The concentration is estimated or not reported due to dilution or the presence of interfering analytes.

Results and reporting limits have been adjusted for dry weight.

Tetra Tech NUS, Inc

Client Sample ID: SB-502-0001

GC Semivolatiles

Lot-Sample #...:	A7K290236-007	**Work Order #...:**	KC4T01AH	**Matrix.....:**	SO
Date Sampled...:	11/27/07 11:09	**Date Received..:**	11/29/07		
Prep Date.....:	12/03/07	**Analysis Date..:**	12/06/07		
Prep Batch #...:	7337046				
Dilution Factor:	10	**Initial Wgt/Vol:**	30.06 g	**Final Wgt/Vol..:**	10 mL
% Moisture.....:	16	**Method.....:**	SW846 8082		

PARAMETER	RESULT	REPORTING LIMIT	UNITS	MDL
Aroclor 1016	ND	390	ug/kg	130
Aroclor 1221	ND	390	ug/kg	150
Aroclor 1232	ND	390	ug/kg	140
Aroclor 1242	ND	390	ug/kg	170
Aroclor 1248	ND	390	ug/kg	180
Aroclor 1254	ND	390	ug/kg	100
Aroclor 1260	**1200**	**390**	**ug/kg**	**120**

SURROGATE	PERCENT RECOVERY	RECOVERY LIMITS
Tetrachloro-m-xylene	55 DIL	(10 - 196)
Decachlorobiphenyl	126 DIL	(10 - 199)

NOTE(S):

DIL The concentration is estimated or not reported due to dilution or the presence of interfering analytes.

Results and reporting limits have been adjusted for dry weight.

Tetra Tech NUS, Inc

Client Sample ID: SB-502-0406

GC Semivolatiles

Lot-Sample #...:	A7K290236-008	**Work Order #...:**	KC4T21AH	**Matrix.....:**	SO
Date Sampled...:	11/27/07 11:15	**Date Received..:**	11/29/07		
Prep Date.....:	12/03/07	**Analysis Date..:**	12/06/07		
Prep Batch #...:	7337046				
Dilution Factor:	200	**Initial Wgt/Vol:**	30.2 g	**Final Wgt/Vol..:**	10 mL
% Moisture.....:	14	**Method.....:**	SW846 8082		

PARAMETER	RESULT	REPORTING LIMIT	UNITS	MDL
Aroclor 1016	ND	7700	ug/kg	2600
Aroclor 1221	ND	7700	ug/kg	3000
Aroclor 1232	ND	7700	ug/kg	2800
Aroclor 1242	ND	7700	ug/kg	3300
Aroclor 1248	ND	7700	ug/kg	3500
Aroclor 1254	ND	7700	ug/kg	2100
Aroclor 1260	**49000**	**7700**	**ug/kg**	**2300**

SURROGATE	PERCENT RECOVERY	RECOVERY LIMITS
Tetrachloro-m-xylene	0.0 DIL,*	(10 - 196)
Decachlorobiphenyl	0.0 DIL,*	(10 - 199)

NOTE(S):

DIL The concentration is estimated or not reported due to dilution or the presence of interfering analytes.

* Surrogate recovery is outside stated control limits.

Results and reporting limits have been adjusted for dry weight.

Tetra Tech NUS, Inc

Client Sample ID: SB-502-0810

GC Semivolatiles

Lot-Sample #...:	A7K290236-009	**Work Order #...:**	KC4T41AH	**Matrix.....:**	SO
Date Sampled...:	11/27/07 11:40	**Date Received..:**	11/29/07		
Prep Date.....:	12/03/07	**Analysis Date..:**	12/06/07		
Prep Batch #...:	7337046				
Dilution Factor:	500	**Initial Wgt/Vol:**	30.04 g	**Final Wgt/Vol..:**	10 mL
% Moisture.....:	14	**Method.....:**	SW846 8082		

PARAMETER	RESULT	REPORTING LIMIT	UNITS	MDL
Aroclor 1016	ND	19000	ug/kg	6400
Aroclor 1221	ND	19000	ug/kg	7600
Aroclor 1232	ND	19000	ug/kg	7000
Aroclor 1242	ND	19000	ug/kg	8200
Aroclor 1248	ND	19000	ug/kg	8700
Aroclor 1254	ND	19000	ug/kg	5100
Aroclor 1260	**65000**	**19000**	**ug/kg**	**5700**

SURROGATE	PERCENT RECOVERY	RECOVERY LIMITS
Tetrachloro-m-xylene	0.0 DIL,*	(10 - 196)
Decachlorobiphenyl	0.0 DIL,*	(10 - 199)

NOTE(S):

DIL The concentration is estimated or not reported due to dilution or the presence of interfering analytes.

* Surrogate recovery is outside stated control limits.

Results and reporting limits have been adjusted for dry weight.

Tetra Tech NUS, Inc

Client Sample ID: SB-503-0001

GC Semivolatiles

Lot-Sample #...:	A7K290236-010	**Work Order #...:**	KC4T71AH	**Matrix.....:**	SO
Date Sampled...:	11/27/07 12:45	**Date Received..:**	11/29/07		
Prep Date.....:	12/03/07	**Analysis Date..:**	12/06/07		
Prep Batch #...:	7337046				
Dilution Factor:	10	**Initial Wgt/Vol:**	30.01 g	**Final Wgt/Vol..:**	10 mL
% Moisture.....:	14	**Method.....:**	SW846 8082		

PARAMETER	RESULT	REPORTING LIMIT	UNITS	MDL
Aroclor 1016	ND	390	ug/kg	130
Aroclor 1221	ND	390	ug/kg	150
Aroclor 1232	ND	390	ug/kg	140
Aroclor 1242	ND	390	ug/kg	160
Aroclor 1248	ND	390	ug/kg	180
Aroclor 1254	ND	390	ug/kg	100
Aroclor 1260	**1700**	**390**	**ug/kg**	**110**

SURROGATE	PERCENT RECOVERY	RECOVERY LIMITS
Tetrachloro-m-xylene	66 DIL	(10 - 196)
Decachlorobiphenyl	255 DIL,*	(10 - 199)

NOTE(S):

DIL The concentration is estimated or not reported due to dilution or the presence of interfering analytes.

* Surrogate recovery is outside stated control limits.

Results and reporting limits have been adjusted for dry weight.

Tetra Tech NUS, Inc

Client Sample ID: SB-503-0406

GC Semivolatiles

Lot-Sample #...:	A7K290236-011	**Work Order #...:**	KC4T91AH	**Matrix.....:**	SO
Date Sampled...:	11/27/07 12:55	**Date Received..:**	11/29/07		
Prep Date.....:	12/03/07	**Analysis Date..:**	12/06/07		
Prep Batch #...:	7337046				
Dilution Factor:	5	**Initial Wgt/Vol:**	30.09 g	**Final Wgt/Vol..:**	10 mL
% Moisture.....:	18	**Method.....:**	SW846 8082		

PARAMETER	RESULT	REPORTING LIMIT	UNITS	MDL
Aroclor 1016	ND	200	ug/kg	67
Aroclor 1221	ND	200	ug/kg	79
Aroclor 1232	ND	200	ug/kg	73
Aroclor 1242	ND	200	ug/kg	85
Aroclor 1248	ND	200	ug/kg	91
Aroclor 1254	ND	200	ug/kg	54
Aroclor 1260	**380**	**200**	**ug/kg**	**60**

SURROGATE	PERCENT RECOVERY	RECOVERY LIMITS
Tetrachloro-m-xylene	85 DIL	(10 - 196)
Decachlorobiphenyl	105 DIL	(10 - 199)

NOTE(S):

DIL The concentration is estimated or not reported due to dilution or the presence of interfering analytes.

Results and reporting limits have been adjusted for dry weight.

Tetra Tech NUS, Inc

Client Sample ID: SB-503-1012

GC Semivolatiles

Lot-Sample #...:	A7K290236-012	**Work Order #...:**	KC4VC1AH	**Matrix.....:**	SO
Date Sampled...:	11/27/07 13:13	**Date Received..:**	11/29/07		
Prep Date.....:	12/03/07	**Analysis Date..:**	12/08/07		
Prep Batch #...:	7337047				
Dilution Factor:	1	**Initial Wgt/Vol:**	30.13 g	**Final Wgt/Vol..:**	10 mL
% Moisture.....:	16	**Method.....:**	SW846 8082		

PARAMETER	RESULT	REPORTING LIMIT	UNITS	MDL
Aroclor 1016	ND	39	ug/kg	13
Aroclor 1221	ND	39	ug/kg	15
Aroclor 1232	ND	39	ug/kg	14
Aroclor 1242	ND	39	ug/kg	17
Aroclor 1248	ND	39	ug/kg	18
Aroclor 1254	ND	39	ug/kg	10
Aroclor 1260	ND	39	ug/kg	12

SURROGATE	PERCENT RECOVERY	RECOVERY LIMITS
Tetrachloro-m-xylene	71	(10 - 196)
Decachlorobiphenyl	70	(10 - 199)

NOTE(S):

Results and reporting limits have been adjusted for dry weight.

Tetra Tech NUS, Inc

Client Sample ID: SB-504-0001

GC Semivolatiles

Lot-Sample #...:	A7K290236-013	**Work Order #...:**	KC4VE1AH	**Matrix.....:**	SO
Date Sampled...:	11/27/07 13:40	**Date Received..:**	11/29/07		
Prep Date.....:	12/03/07	**Analysis Date..:**	12/08/07		
Prep Batch #...:	7337047				
Dilution Factor:	5	**Initial Wgt/Vol:**	30 g	**Final Wgt/Vol..:**	10 mL
% Moisture.....:	8.8	**Method.....:**	SW846 8082		

PARAMETER	RESULT	REPORTING LIMIT	UNITS	MDL
Aroclor 1016	ND	180	ug/kg	60
Aroclor 1221	ND	180	ug/kg	71
Aroclor 1232	ND	180	ug/kg	66
Aroclor 1242	ND	180	ug/kg	77
Aroclor 1248	ND	180	ug/kg	82
Aroclor 1254	ND	180	ug/kg	48
Aroclor 1260	**1200**	**180**	**ug/kg**	**54**

SURROGATE	PERCENT RECOVERY	RECOVERY LIMITS
Tetrachloro-m-xylene	58 DIL	(10 - 196)
Decachlorobiphenyl	62 DIL	(10 - 199)

NOTE(S):

DIL The concentration is estimated or not reported due to dilution or the presence of interfering analytes.

Results and reporting limits have been adjusted for dry weight.

Tetra Tech NUS, Inc

Client Sample ID: SB-504-0406

GC Semivolatiles

Lot-Sample #...:	A7K290236-014	**Work Order #...:**	KC4VJ1AH	**Matrix.....:**	SO
Date Sampled...:	11/27/07 13:50	**Date Received..:**	11/29/07		
Prep Date.....:	12/03/07	**Analysis Date..:**	12/08/07		
Prep Batch #...:	7337047				
Dilution Factor:	50	**Initial Wgt/Vol:**	30.05 g	**Final Wgt/Vol..:**	10 mL
% Moisture.....:	13	**Method.....:**	SW846 8082		

PARAMETER	RESULT	REPORTING LIMIT	UNITS	MDL
Aroclor 1016	ND	1900	ug/kg	630
Aroclor 1221	ND	1900	ug/kg	750
Aroclor 1232	ND	1900	ug/kg	690
Aroclor 1242	ND	1900	ug/kg	800
Aroclor 1248	ND	1900	ug/kg	860
Aroclor 1254	ND	1900	ug/kg	500
Aroclor 1260	**11000**	**1900**	**ug/kg**	**560**

SURROGATE	PERCENT RECOVERY	RECOVERY LIMITS
Tetrachloro-m-xylene	78 DIL	(10 - 196)
Decachlorobiphenyl	73 DIL	(10 - 199)

NOTE(S):

DIL The concentration is estimated or not reported due to dilution or the presence of interfering analytes.

Results and reporting limits have been adjusted for dry weight.

Tetra Tech NUS, Inc

Client Sample ID: SB-504-0810

GC Semivolatiles

Lot-Sample #...:	A7K290236-015	**Work Order #...:**	KC4VK1AH	**Matrix.....:**	SO
Date Sampled...:	11/27/07 13:55	**Date Received..:**	11/29/07		
Prep Date.....:	12/03/07	**Analysis Date..:**	12/08/07		
Prep Batch #...:	7337047				
Dilution Factor:	10	**Initial Wgt/Vol:**	30.03 g	**Final Wgt/Vol..:**	10 mL
% Moisture.....:	14	**Method.....:**	SW846 8082		

PARAMETER	RESULT	REPORTING LIMIT	UNITS	MDL
Aroclor 1016	ND	380	ug/kg	130
Aroclor 1221	ND	380	ug/kg	150
Aroclor 1232	ND	380	ug/kg	140
Aroclor 1242	ND	380	ug/kg	160
Aroclor 1248	ND	380	ug/kg	170
Aroclor 1254	ND	380	ug/kg	100
Aroclor 1260	**2300**	**380**	**ug/kg**	**110**

SURROGATE	PERCENT RECOVERY	RECOVERY LIMITS
Tetrachloro-m-xylene	77 DIL	(10 - 196)
Decachlorobiphenyl	77 DIL	(10 - 199)

NOTE(S):

DIL The concentration is estimated or not reported due to dilution or the presence of interfering analytes.

Results and reporting limits have been adjusted for dry weight.

Tetra Tech NUS, Inc

Client Sample ID: SB-505-0001

GC Semivolatiles

Lot-Sample #...:	A7K290236-016	**Work Order #...:**	KC4VM1AH	**Matrix.....:**	SO
Date Sampled...:	11/27/07 14:25	**Date Received..:**	11/29/07		
Prep Date.....:	12/03/07	**Analysis Date..:**	12/08/07		
Prep Batch #...:	7337047				
Dilution Factor:	500	**Initial Wgt/Vol:**	30.03 g	**Final Wgt/Vol..:**	10 mL
% Moisture.....:	17	**Method.....:**	SW846 8082		

PARAMETER	RESULT	REPORTING LIMIT	UNITS	MDL
Aroclor 1016	ND	20000	ug/kg	6600
Aroclor 1221	ND	20000	ug/kg	7800
Aroclor 1232	ND	20000	ug/kg	7200
Aroclor 1242	ND	20000	ug/kg	8500
Aroclor 1248	ND	20000	ug/kg	9100
Aroclor 1254	ND	20000	ug/kg	5300
Aroclor 1260	**99000**	**20000**	**ug/kg**	**5900**

SURROGATE	PERCENT RECOVERY	RECOVERY LIMITS
Tetrachloro-m-xylene	0.0 DIL,*	(10 - 196)
Decachlorobiphenyl	0.0 DIL,*	(10 - 199)

NOTE(S):

DIL The concentration is estimated or not reported due to dilution or the presence of interfering analytes.

* Surrogate recovery is outside stated control limits.

Results and reporting limits have been adjusted for dry weight.

Tetra Tech NUS, Inc

Client Sample ID: SB-505-0406

GC Semivolatiles

Lot-Sample #...:	A7K290236-017	**Work Order #...:**	KC4VQ1AH	**Matrix.....:**	SO
Date Sampled...:	11/27/07 14:30	**Date Received..:**	11/29/07		
Prep Date.....:	12/03/07	**Analysis Date..:**	12/08/07		
Prep Batch #...:	7337047				
Dilution Factor:	1	**Initial Wgt/Vol:**	30.02 g	**Final Wgt/Vol..:**	10 mL
% Moisture.....:	14	**Method.....:**	SW846 8082		

PARAMETER	RESULT	REPORTING LIMIT	UNITS	MDL
Aroclor 1016	ND	38	ug/kg	13
Aroclor 1221	ND	38	ug/kg	15
Aroclor 1232	ND	38	ug/kg	14
Aroclor 1242	ND	38	ug/kg	16
Aroclor 1248	ND	38	ug/kg	17
Aroclor 1254	ND	38	ug/kg	10
Aroclor 1260	**15 J**	**38**	**ug/kg**	**11**

SURROGATE	PERCENT RECOVERY	RECOVERY LIMITS
Tetrachloro-m-xylene	55	(10 - 196)
Decachlorobiphenyl	51	(10 - 199)

NOTE(S):

Results and reporting limits have been adjusted for dry weight.

J Estimated result. Result is less than RL.

Tetra Tech NUS, Inc

Client Sample ID: SB-505-0810

GC Semivolatiles

Lot-Sample #...:	A7K290236-018	**Work Order #...:**	KC4VR1AH	**Matrix.....:**	SO
Date Sampled...:	11/27/07 14:35	**Date Received..:**	11/29/07		
Prep Date.....:	12/03/07	**Analysis Date..:**	12/08/07		
Prep Batch #...:	7337047				
Dilution Factor:	5	**Initial Wgt/Vol:**	30.05 g	**Final Wgt/Vol..:**	10 mL
% Moisture.....:	20	**Method.....:**	SW846 8082		

PARAMETER	RESULT	REPORTING LIMIT	UNITS	MDL
Aroclor 1016	ND	210	ug/kg	69
Aroclor 1221	ND	210	ug/kg	82
Aroclor 1232	ND	210	ug/kg	75
Aroclor 1242	ND	210	ug/kg	88
Aroclor 1248	ND	210	ug/kg	94
Aroclor 1254	ND	210	ug/kg	55
Aroclor 1260	**650**	**210**	**ug/kg**	**61**

SURROGATE	PERCENT RECOVERY	RECOVERY LIMITS
Tetrachloro-m-xylene	69 DIL	(10 - 196)
Decachlorobiphenyl	73 DIL	(10 - 199)

NOTE(S):

DIL The concentration is estimated or not reported due to dilution or the presence of interfering analytes.

Results and reporting limits have been adjusted for dry weight.

Tetra Tech NUS, Inc

Client Sample ID: DUP-01

GC Semivolatiles

Lot-Sample #...:	A7K290236-019	**Work Order #...:**	KC4VW1AH	**Matrix.....:**	SO
Date Sampled...:	11/27/07	**Date Received..:**	11/29/07		
Prep Date.....:	12/03/07	**Analysis Date..:**	12/08/07		
Prep Batch #...:	7337047				
Dilution Factor:	1	**Initial Wgt/Vol:**	30.04 g	**Final Wgt/Vol..:**	10 mL
% Moisture.....:	23	**Method.....:**	SW846 8082		

PARAMETER	RESULT	REPORTING LIMIT	UNITS	MDL
Aroclor 1016	ND	43	ug/kg	14
Aroclor 1221	ND	43	ug/kg	17
Aroclor 1232	ND	43	ug/kg	16
Aroclor 1242	ND	43	ug/kg	18
Aroclor 1248	ND	43	ug/kg	19
Aroclor 1254	ND	43	ug/kg	11
Aroclor 1260	**120**	**43**	**ug/kg**	**13**

SURROGATE	PERCENT RECOVERY	RECOVERY LIMITS
Tetrachloro-m-xylene	75	(10 - 196)
Decachlorobiphenyl	93	(10 - 199)

NOTE(S):

Results and reporting limits have been adjusted for dry weight.

Tetra Tech NUS, Inc

Client Sample ID: SB-506-0001

GC Semivolatiles

Lot-Sample #...:	A7K290236-020	**Work Order #...:**	KC4V31AH	**Matrix.....:**	SO
Date Sampled...:	11/28/07 09:34	**Date Received..:**	11/29/07		
Prep Date.....:	12/03/07	**Analysis Date..:**	12/08/07		
Prep Batch #...:	7337047				
Dilution Factor:	1	**Initial Wgt/Vol:**	30.12 g	**Final Wgt/Vol..:**	10 mL
% Moisture.....:	13	**Method.....:**	SW846 8082		

PARAMETER	RESULT	REPORTING LIMIT	UNITS	MDL
Aroclor 1016	ND	38	ug/kg	13
Aroclor 1221	ND	38	ug/kg	15
Aroclor 1232	ND	38	ug/kg	14
Aroclor 1242	ND	38	ug/kg	16
Aroclor 1248	ND	38	ug/kg	17
Aroclor 1254	ND	38	ug/kg	10
Aroclor 1260	**12 J**	**38**	**ug/kg**	**11**

SURROGATE	PERCENT RECOVERY	RECOVERY LIMITS
Tetrachloro-m-xylene	61	(10 - 196)
Decachlorobiphenyl	58	(10 - 199)

NOTE(S):

Results and reporting limits have been adjusted for dry weight.

J Estimated result. Result is less than RL.

Tetra Tech NUS, Inc

Client Sample ID: SB-506-0406

GC Semivolatiles

Lot-Sample #...:	A7K290236-021	**Work Order #...:**	KC4V51AH	**Matrix.....:**	SO
Date Sampled...:	11/28/07 09:52	**Date Received..:**	11/29/07		
Prep Date.....:	12/03/07	**Analysis Date..:**	12/08/07		
Prep Batch #...:	7337047				
Dilution Factor:	1	**Initial Wgt/Vol:**	30.03 g	**Final Wgt/Vol..:**	10 mL
% Moisture.....:	14	**Method.....:**	SW846 8082		

PARAMETER	RESULT	REPORTING LIMIT	UNITS	MDL
Aroclor 1016	ND	38	ug/kg	13
Aroclor 1221	ND	38	ug/kg	15
Aroclor 1232	ND	38	ug/kg	14
Aroclor 1242	ND	38	ug/kg	16
Aroclor 1248	ND	38	ug/kg	17
Aroclor 1254	ND	38	ug/kg	10
Aroclor 1260	ND	38	ug/kg	11

SURROGATE	PERCENT RECOVERY	RECOVERY LIMITS
Tetrachloro-m-xylene	77	(10 - 196)
Decachlorobiphenyl	73	(10 - 199)

NOTE(S):

Results and reporting limits have been adjusted for dry weight.

Tetra Tech NUS, Inc

Client Sample ID: SB-506-0810

GC Semivolatiles

Lot-Sample #...:	A7K290236-022	**Work Order #...:**	KC4V61AH	**Matrix.....:**	SO
Date Sampled...:	11/28/07 09:54	**Date Received..:**	11/29/07		
Prep Date.....:	12/03/07	**Analysis Date..:**	12/08/07		
Prep Batch #...:	7337047				
Dilution Factor:	1	**Initial Wgt/Vol:**	30.12 g	**Final Wgt/Vol..:**	10 mL
% Moisture.....:	21	**Method.....:**	SW846 8082		

PARAMETER	RESULT	REPORTING LIMIT	UNITS	MDL
Aroclor 1016	ND	42	ug/kg	14
Aroclor 1221	ND	42	ug/kg	17
Aroclor 1232	ND	42	ug/kg	15
Aroclor 1242	ND	42	ug/kg	18
Aroclor 1248	ND	42	ug/kg	19
Aroclor 1254	ND	42	ug/kg	11
Aroclor 1260	**20 J**	**42**	**ug/kg**	**12**

SURROGATE	PERCENT RECOVERY	RECOVERY LIMITS
Tetrachloro-m-xylene	68	(10 - 196)
Decachlorobiphenyl	62	(10 - 199)

NOTE(S):

Results and reporting limits have been adjusted for dry weight.

J Estimated result. Result is less than RL.

Tetra Tech NUS, Inc

Client Sample ID: DUP-02

GC Semivolatiles

Lot-Sample #...:	A7K290236-023	**Work Order #...:**	KC4V81AH	**Matrix.....:**	SO
Date Sampled...:	11/28/07	**Date Received..:**	11/29/07		
Prep Date.....:	12/03/07	**Analysis Date..:**	12/08/07		
Prep Batch #...:	7337047				
Dilution Factor:	1	**Initial Wgt/Vol:**	30.02 g	**Final Wgt/Vol..:**	10 mL
% Moisture.....:	13	**Method.....:**	SW846 8082		

PARAMETER	RESULT	REPORTING LIMIT	UNITS	MDL
Aroclor 1016	ND	38	ug/kg	13
Aroclor 1221	ND	38	ug/kg	15
Aroclor 1232	ND	38	ug/kg	14
Aroclor 1242	ND	38	ug/kg	16
Aroclor 1248	ND	38	ug/kg	17
Aroclor 1254	ND	38	ug/kg	10
Aroclor 1260	**11 J**	**38**	**ug/kg**	**11**

SURROGATE	PERCENT RECOVERY	RECOVERY LIMITS
Tetrachloro-m-xylene	82	(10 - 196)
Decachlorobiphenyl	87	(10 - 199)

NOTE(S):

Results and reporting limits have been adjusted for dry weight.

J Estimated result. Result is less than RL.

Tetra Tech NUS, Inc

Client Sample ID: SB-507-0001

GC Semivolatiles

Lot-Sample #...:	A7K290236-024	**Work Order #...:**	KC4WC1AH	**Matrix.....:**	SO
Date Sampled...:	11/28/07 11:10	**Date Received..:**	11/29/07		
Prep Date.....:	12/03/07	**Analysis Date..:**	12/08/07		
Prep Batch #...:	7337047				
Dilution Factor:	1	**Initial Wgt/Vol:**	30.07 g	**Final Wgt/Vol..:**	10 mL
% Moisture.....:	14	**Method.....:**	SW846 8082		

PARAMETER	RESULT	REPORTING LIMIT	UNITS	MDL
Aroclor 1016	ND	38	ug/kg	13
Aroclor 1221	ND	38	ug/kg	15
Aroclor 1232	ND	38	ug/kg	14
Aroclor 1242	ND	38	ug/kg	16
Aroclor 1248	ND	38	ug/kg	17
Aroclor 1254	ND	38	ug/kg	10
Aroclor 1260	ND	38	ug/kg	11

SURROGATE	PERCENT RECOVERY	RECOVERY LIMITS
Tetrachloro-m-xylene	59	(10 - 196)
Decachlorobiphenyl	55	(10 - 199)

NOTE(S):

Results and reporting limits have been adjusted for dry weight.

Tetra Tech NUS, Inc

Client Sample ID: SB-507-0406

GC Semivolatiles

Lot-Sample #...: A7K290236-025 **Work Order #...:** KC4WF1AH **Matrix.....:** SO
Date Sampled...: 11/28/07 11:15 **Date Received..:** 11/29/07
Prep Date.....: 12/03/07 **Analysis Date..:** 12/08/07
Prep Batch #...: 7337047
Dilution Factor: 1 **Initial Wgt/Vol:** 30.02 g **Final Wgt/Vol..:** 10 mL
% Moisture.....: 19 **Method.....:** SW846 8082

PARAMETER	RESULT	REPORTING LIMIT	UNITS	MDL
Aroclor 1016	ND	41	ug/kg	14
Aroclor 1221	ND	41	ug/kg	16
Aroclor 1232	ND	41	ug/kg	15
Aroclor 1242	ND	41	ug/kg	17
Aroclor 1248	ND	41	ug/kg	18
Aroclor 1254	ND	41	ug/kg	11
Aroclor 1260	ND	41	ug/kg	12

SURROGATE	PERCENT RECOVERY	RECOVERY LIMITS
Tetrachloro-m-xylene	52	(10 - 196)
Decachlorobiphenyl	45	(10 - 199)

NOTE(S):

Results and reporting limits have been adjusted for dry weight.

Tetra Tech NUS, Inc

Client Sample ID: SB-507-0810

GC Semivolatiles

Lot-Sample #...:	A7K290236-026	**Work Order #...:**	KC4WH1AH	**Matrix.....:**	SO
Date Sampled...:	11/28/07 11:20	**Date Received..:**	11/29/07		
Prep Date.....:	12/03/07	**Analysis Date..:**	12/08/07		
Prep Batch #...:	7337047				
Dilution Factor:	1	**Initial Wgt/Vol:**	30.06 g	**Final Wgt/Vol..:**	10 mL
% Moisture.....:	14	**Method.....:**	SW846 8082		

PARAMETER	RESULT	REPORTING LIMIT	UNITS	MDL
Aroclor 1016	ND	38	ug/kg	13
Aroclor 1221	ND	38	ug/kg	15
Aroclor 1232	ND	38	ug/kg	14
Aroclor 1242	ND	38	ug/kg	16
Aroclor 1248	ND	38	ug/kg	17
Aroclor 1254	ND	38	ug/kg	10
Aroclor 1260	ND	38	ug/kg	11

SURROGATE	PERCENT RECOVERY	RECOVERY LIMITS
Tetrachloro-m-xylene	43	(10 - 196)
Decachlorobiphenyl	38	(10 - 199)

NOTE(S):

Results and reporting limits have been adjusted for dry weight.

Tetra Tech NUS, Inc

Client Sample ID: SB-508-0001

GC Semivolatiles

Lot-Sample #...:	A7K290236-027	**Work Order #...:**	KC4WJ1AH	**Matrix.....:**	SO
Date Sampled...:	11/28/07 13:40	**Date Received..:**	11/29/07		
Prep Date.....:	12/03/07	**Analysis Date..:**	12/07/07		
Prep Batch #...:	7337048				
Dilution Factor:	1	**Initial Wgt/Vol:**	30.18 g	**Final Wgt/Vol..:**	10 mL
% Moisture.....:	14	**Method.....:**	SW846 8082		

PARAMETER	RESULT	REPORTING LIMIT	UNITS	MDL
Aroclor 1016	ND	38	ug/kg	13
Aroclor 1221	ND	38	ug/kg	15
Aroclor 1232	ND	38	ug/kg	14
Aroclor 1242	ND	38	ug/kg	16
Aroclor 1248	ND	38	ug/kg	17
Aroclor 1254	ND	38	ug/kg	10
Aroclor 1260	**15 J**	**38**	**ug/kg**	**11**

SURROGATE	PERCENT RECOVERY	RECOVERY LIMITS
Tetrachloro-m-xylene	60	(10 - 196)
Decachlorobiphenyl	59	(10 - 199)

NOTE(S):

Results and reporting limits have been adjusted for dry weight.

J Estimated result. Result is less than RL.

Tetra Tech NUS, Inc

Client Sample ID: SB-508-0406

GC Semivolatiles

Lot-Sample #...:	A7K290236-028	**Work Order #...:**	KC4WK1AH	**Matrix.....:**	SO
Date Sampled...:	11/28/07 13:45	**Date Received..:**	11/29/07		
Prep Date.....:	12/03/07	**Analysis Date..:**	12/07/07		
Prep Batch #...:	7337048				
Dilution Factor:	1	**Initial Wgt/Vol:**	30.12 g	**Final Wgt/Vol..:**	10 mL
% Moisture.....:	14	**Method.....:**	SW846 8082		

PARAMETER	RESULT	REPORTING LIMIT	UNITS	MDL
Aroclor 1016	ND	39	ug/kg	13
Aroclor 1221	ND	39	ug/kg	15
Aroclor 1232	ND	39	ug/kg	14
Aroclor 1242	ND	39	ug/kg	16
Aroclor 1248	ND	39	ug/kg	18
Aroclor 1254	ND	39	ug/kg	10
Aroclor 1260	ND	39	ug/kg	11

SURROGATE	PERCENT RECOVERY	RECOVERY LIMITS
Tetrachloro-m-xylene	85	(10 - 196)
Decachlorobiphenyl	87	(10 - 199)

NOTE(S):

Results and reporting limits have been adjusted for dry weight.

Tetra Tech NUS, Inc

Client Sample ID: SB-508-0810

GC Semivolatiles

Lot-Sample #...:	A7K290236-029	**Work Order #...:**	KC4WL1AH	**Matrix.....:**	SO
Date Sampled...:	11/28/07 13:50	**Date Received..:**	11/29/07		
Prep Date.....:	12/03/07	**Analysis Date..:**	12/07/07		
Prep Batch #...:	7337048				
Dilution Factor:	1	**Initial Wgt/Vol:**	30.05 g	**Final Wgt/Vol..:**	10 mL
% Moisture.....:	17	**Method.....:**	SW846 8082		

PARAMETER	RESULT	REPORTING LIMIT	UNITS	MDL
Aroclor 1016	ND	40	ug/kg	13
Aroclor 1221	ND	40	ug/kg	16
Aroclor 1232	ND	40	ug/kg	14
Aroclor 1242	ND	40	ug/kg	17
Aroclor 1248	ND	40	ug/kg	18
Aroclor 1254	ND	40	ug/kg	11
Aroclor 1260	ND	40	ug/kg	12

SURROGATE	PERCENT RECOVERY	RECOVERY LIMITS
Tetrachloro-m-xylene	58	(10 - 196)
Decachlorobiphenyl	54	(10 - 199)

NOTE(S):

Results and reporting limits have been adjusted for dry weight.

Tetra Tech NUS, Inc

Client Sample ID: DUP-03

GC Semivolatiles

Lot-Sample #...:	A7K290236-030	**Work Order #...:**	KC4WM1AH	**Matrix.....:**	SO
Date Sampled...:	11/28/07	**Date Received..:**	11/29/07		
Prep Date.....:	12/03/07	**Analysis Date..:**	12/07/07		
Prep Batch #...:	7337048				
Dilution Factor:	1	**Initial Wgt/Vol:**	30.03 g	**Final Wgt/Vol..:**	10 mL
% Moisture.....:	15	**Method.....:**	SW846 8082		

PARAMETER	RESULT	REPORTING LIMIT	UNITS	MDL
Aroclor 1016	ND	39	ug/kg	13
Aroclor 1221	ND	39	ug/kg	15
Aroclor 1232	ND	39	ug/kg	14
Aroclor 1242	ND	39	ug/kg	16
Aroclor 1248	ND	39	ug/kg	18
Aroclor 1254	ND	39	ug/kg	10
Aroclor 1260	ND	39	ug/kg	12

SURROGATE	PERCENT RECOVERY	RECOVERY LIMITS
Tetrachloro-m-xylene	55	(10 - 196)
Decachlorobiphenyl	53	(10 - 199)

NOTE(S):

Results and reporting limits have been adjusted for dry weight.

APPENDIX C

SUPPORT DOCUMENTATION

CASE NARRATIVE

7K29236

The following report contains the analytical results for thirty solid samples submitted to TestAmerica North Canton by Tetra Tech NUS Inc from the Lockheed Martin:Tax Block E Site. The samples were received November 29, 2007, according to documented sample acceptance procedures.

This SDG consists of (1) laboratory ID: A7K290236.

TestAmerica utilizes USEPA approved methods in all analytical work. The samples presented in this report were analyzed for the parameter(s) listed on the analytical methods summary page in accordance with the method(s) indicated. Preliminary results were provided to Dev Murali, John Poremba and Michael Martin on December 19, 2007. A summary of QC data for these analyses is included at the back of the report.

TestAmerica North Canton attests to the validity of the laboratory data generated by TestAmerica facilities reported herein. All analyses performed by TestAmerica facilities were done using established laboratory SOPs that incorporate QA/QC procedures described in the applicable methods. TestAmerica's operations groups have reviewed the data for compliance with the laboratory QA/QC plan, and data have been found to be compliant with laboratory protocols unless otherwise noted below.

All solid sample results are reported on an "as received" basis unless otherwise indicated by a dry weight adjustment footnote at the bottom of the analytical report page. The list of parameters, which are never reported on a dry weight basis, is included on the Sample Summary.

The test results in this report meet all NELAP requirements for parameters for which accreditation is required or available. Any exceptions to NELAP requirements are noted in this report. Pursuant to NELAP, this report may not be reproduced, except in full, without the written approval of the laboratory.

Please refer to the Quality Control Elements Narrative following this case narrative for additional quality control information.

If you have any questions, please call the Project Manager, Patrick J. O'Meara, at 330-497-9396.

This report is sequentially paginated. The final page of the report is labeled as "END OF REPORT."

CASE NARRATIVE (continued)

SUPPLEMENTAL QC INFORMATION

SAMPLE RECEIVING

The temperatures of the coolers upon sample receipt were 2.6 and 3.2°C.

GC/MS VOLATILES

The sample(s) that contained concentrations of target analyte(s) at a reportable level in the associated Method Blank(s) were flagged with "B". All target analytes in the Method Blank must be below the reporting limit (RL) or the associated sample(s) must be ND with the exception of common laboratory contaminants.

The sample(s) that contain results between the MDL and the RL were flagged with "J". There is a possibility of false positive or mis-identification at these quantitation levels. In analytical methods requiring confirmation of the analyte reported, confirmation was performed only down to the standard reporting limit (SRL). The acceptance criteria for QC samples may not be met at these quantitation levels.

The internal standard areas were outside acceptance limits for sample(s) SB-503-0001 due to matrix effects. "(Refer to IS report following this Case Narrative for additional detail.)"

GC/MS SEMIVOLATILES

The sample(s) that contain results between the MDL and the RL were flagged with "J". There is a possibility of false positive or mis-identification at these quantitation levels. In analytical methods requiring confirmation of the analyte reported, confirmation was performed only down to the standard reporting limit (SRL). The acceptance criteria for QC samples may not be met at these quantitation levels.

The matrix spike/matrix spike duplicate(s) for sample(s) SB-503-1012 had recoveries outside acceptance limits. However, since the associated method blank(s) and laboratory control sample(s) were in control, no corrective action was necessary.

The matrix spike/matrix spike duplicate(s) for batch(es) 7338056 and 7334045 had RPD's and recoveries outside acceptance limits. However, since the associated method blank(s) and laboratory control sample(s) were in control, no corrective action was necessary.

Batch(es) 7335036 had recoveries and/or RPD's out high in the LCS. Since there were no hits detected in any of the associated samples, no corrective action was necessary.

CASE NARRATIVE (continued)

GC/MS SEMIVOLATILES (continued)

Sample(s) SB-501-0001 and SB-502-0810 had elevated reporting limits due to matrix interferences.

EXTRACTABLE PETROLEUM HYDROCARBONS-8015

The sample(s) that contained concentrations of target analyte(s) at a reportable level in the associated Method Blank(s) were flagged with "B". All target analytes in the Method Blank must be below the reporting limit (RL) or the associated sample(s) must be ND with the exception of common laboratory contaminants.

The sample(s) that contain results between the MDL and the RL were flagged with "J". There is a possibility of false positive or mis-identification at these quantitation levels. In analytical methods requiring confirmation of the analyte reported, confirmation was performed only down to the standard reporting limit (SRL). The acceptance criteria for QC samples may not be met at these quantitation levels.

The matrix spike/matrix spike duplicate(s) for sample(s) SB-500-0001 had RPD's and recoveries outside acceptance limits. However, since the associated method blank(s) and laboratory control sample(s) were in control, no corrective action was necessary.

The matrix spike/matrix spike duplicate(s) for batch(es) 7337051 had recoveries outside acceptance limits. However, since the associated method blank(s) and laboratory control sample(s) were in control, no corrective action was necessary.

Sample(s) SB-506-0406 had elevated reporting limits due to matrix interference.

Batch(es) 7341042 had recoveries and/or RPD's out high in the LCS. The samples with TPH concentrations below the reporting limit were reported with the LCS failing high and were not re-extracted. The samples in the batch with TPH concentrations above the reporting limit were re-extracted outside of the recommended holding time, and both sets of data are reported.

POLYCHLORINATED BIPHENYLS-8082

The sample(s) that contain results between the MDL and the RL were flagged with "J". There is a possibility of false positive or mis-identification at these quantitation levels. In analytical methods requiring confirmation of the analyte reported, confirmation was performed only down to the standard reporting limit (SRL). The acceptance criteria for QC samples may not be met at these quantitation levels.

CASE NARRATIVE (continued)

POLYCHLORINATED BIPHENYLS-8082

The matrix spike/matrix spike duplicate(s) for sample(s) B-500-0406 had RPD's outside acceptance limits. However, since the associated method blank(s) and laboratory control sample(s) were in control, no corrective action was necessary.

METALS

The sample(s) that contain results between the MDL and the RL were flagged with "B". There is the possibility of false positive or mis-identification at these quantitation levels. The acceptance criteria for the ICB, CCB, and Method Blank are +/- the standard reporting limit (SRL).

The matrix spike/sample duplicate(s) for sample(s) SB-500-0001 and SB-503-0406 had RPD's and recoveries outside acceptance limits. However, since the associated method blank(s) and laboratory control sample(s) were in control, no corrective action was necessary.

GENERAL CHEMISTRY

The analytical results met the requirements of the laboratory's QA/QC program.

Chain of Custody Record

SEVERN TRENT **STL**

Severn Trent Laboratories, Inc.

40

STL-4124 (0901)

Client	Project Manager	Date	Chain of Custody Number
Tetra Tech NUS, Inc.	Tony Apanavage	11-28-07	322417
Address	**Telephone Number (Area Code)/Fax Number**	**Lab Number**	**Page 1 of 3**
	(301) 233-8230	(410) 869-0085	
City / State / Zip Code	**Site Contact (904)**	**Lab Contact**	
	Jon Foster 545-7048	Ken Ives	
Project Name and Location (State)	**Carrier/Waybill Number**		
Lockheed Martin: Tax Block E (MD)	Courier Pickup		
Contract/Purchase Order/Quote No.			

Sample I.D. No. and Description (Containers for each sample may be combined on one line)	Date	Time	Matrix: Air	Aqueous	Sed.	Soil	Containers & Preservatives: Unpres.	H_2SO_4	HNO_3	HCl	NaOH	ZnAc/NaOH	Analysis: 8260 VOCs	8015 TPH	8270 SVOCs	8082 PCBs	ICP/MS (metals)	Be, Ni, Co, Fe, Mn	Special Instructions/ Conditions of Receipt
SB-500-0001	11-27-07	~~0940~~ ~~1027~~				X	2						X	X	X	X	X	X	Cool to 4° C
SB-500-0406		0950																	
SB-500-0810		0955																	
SB-501-0001		1027																	
SB-501-0406		1035																	
SB-501-0810		1035																	
SB-502-0001		1109																	
SB-502-0406		1115																	
SB-502-0810		1140																	
SB-503-0001		1245																	
SB-503-0406		1255																	
SB-503-1012	11-27-07	1313				X	2						X	X	X	X	X	X	

Possible Hazard Identification

☐ Non-Hazard ☐ Flammable ☐ Skin Irritant ☐ Poison B ☒ Unknown

Sample Disposal

☐ Return To Client ☒ Disposal By Lab ☐ Archive For _____ Months (A fee may be assessed if samples are retained longer than 1 month)

Turn Around Time Required

☐ 24 Hours ☐ 48 Hours ☐ 7 Days ☐ 14 Days ☐ 21 Days ☒ Other Standard

QC Requirements (Specify)

	Relinquished By	Date	Time	Received By	Date	Time
1.	Jonathan Foster	11-28-07	1415	[signature]	11-28-07	1415
2.				[signature]	11/29/07	0940
3.						

Comments

DISTRIBUTION: WHITE - Returned to Client with Report; CANARY - Stays with the Sample; PINK - Field Copy

TestAmerica North Canton

Chain of Custody Record

SEVERN TRENT **STL**

Severn Trent Laboratories, Inc.

41

STL-4124 (0901)

Client	Project Manager	Date	Chain of Custody Number
Tetra Tech NUS, Inc.	Tony Apanavage	11-28-07	322418
Address	**Telephone Number (Area Code)/Fax Number**	**Lab Number**	**Page 2 of 3**
	(301) 233-8230	(410) 869-0085	
City / **State** / **Zip Code**	**Site Contact**	**Lab Contact**	
	Jon Foster	Ken Ives	
Project Name and Location (State)	**Carrier/Waybill Number**		
Lockheed Martin: Tax Block E (MD)	Courier Pickup		
Contract/Purchase Order/Quote No.			

Sample I.D. No. and Description (Containers for each sample may be combined on one line)	Date	Time	Matrix: Air	Aqueous	Sed.	Soil	Containers & Preservatives: Unpres	H2SO4	HNO3	HCl	NaOH	ZnAc/NaOH	Analysis: 8260 VOCs	8015 TPH	8270 SVOCs	8082 PCBs	ICP/MS (metals)	Be, Ni, Co, Fe, Mn	Special Instructions/ Conditions of Receipt
SB-504-0001	11-27-07	1340				X	2						X	X	X	X	X	X	Cool to 4° C
SB-504-0406		1350																	
SB-504-0810		1355																	
SB-505-0001		1425																	
SB-505-0406		1430																	
SB-505-0810		1435																	
DUP-01	11-27-07	0000																	
SB-506-0001	11-28-07	0934																	
SB-506-0406		0952																	
SB-506-0810		0954																	
DUP-02		0000																	
SB-507-0001	11-28-07	1110				X	2						X	X	X	X	X	X	

Possible Hazard Identification

☐ Non-Hazard ☐ Flammable ☐ Skin Irritant ☐ Poison B ☒ Unknown

Sample Disposal

☐ Return To Client ☒ Disposal By Lab ☐ Archive For _____ Months

(A fee may be assessed if samples are retained longer than 1 month)

Turn Around Time Required

☐ 24 Hours ☐ 48 Hours ☐ 7 Days ☐ 14 Days ☐ 21 Days ☒ Other Standard

QC Requirements (Specify)

	Relinquished By	Date	Time	Received By	Date	Time
1.	Jonathan Foster	11-28-07	1415		11-28-07	1415
2.					11/29/07	0940
3.						

Comments

DISTRIBUTION: WHITE - Returned to Client with Report; CANARY - Stays with the Sample; PINK - Field Copy

TestAmerica North Canton

Chain of Custody Record

SEVERN TRENT **STL**

Severn Trent Laboratories, Inc.

42

STL-4124 (0901)

Client: Tetra Tech NUS, Inc.	Project Manager: Tony Apanavage	Date: 11-28-07	Chain of Custody Number: 322419
Address	Telephone Number (Area Code)/Fax Number: (301) 233-8230	Lab Number: (410) 869-0085	Page 3 of 3
City / State / Zip Code	Site Contact: (904) Jon Foster 545-7448	Lab Contact: Ken Ives	
Project Name and Location (State): Lockheed Martin: Tax Block E (MD)	Carrier/Waybill Number: Courier Pickup		
Contract/Purchase Order/Quote No.			

Sample I.D. No. and Description (Containers for each sample may be combined on one line)	Date	Time	Matrix: Air	Aqueous	Sed.	Soil	Containers & Preservatives: Unpres.	H2SO4	HNO3	HCl	NaOH	ZnAc/NaOH	Analysis: 8260 VOCs	8015 TPH	8270 SVOCs	8082 PCBs	TCP/MS (metals)	Be, Ni, Co, Fe, Mn
SB-507-0406	11-28-07	1115				X	2						X	X	X	X	X	X
SB-507-0810	"	1120				"	"						"	"	"	"	"	"
SB-508-0001	"	1340				"	"						"	"	"	"	"	"
SB-508-0406	"	1345				"	"						"	"	"	"	"	"
SB-508-0810	"	1350				"	"						"	"	"	"	"	"
DUP-03	11-28-07	0000				X	2						X	X	X	X	X	X

Special Instructions/ Conditions of Receipt: Cool to 4° C

Possible Hazard Identification: ☐ Non-Hazard ☐ Flammable ☐ Skin Irritant ☐ Poison B ☒ Unknown

Sample Disposal: ☐ Return To Client ☒ Disposal By Lab ☐ Archive For _____ Months (A fee may be assessed if samples are retained longer than 1 month)

Turn Around Time Required: ☐ 24 Hours ☐ 48 Hours ☐ 7 Days ☐ 14 Days ☐ 21 Days ☒ Other Standard

QC Requirements (Specify):

1. Relinquished By: Jonathan Foster	Date: 11-28-07	Time: 1415	1. Received By: [signature]	Date: 11-28-07	Time: 1415
2. Relinquished By	Date	Time	2. Received By: [signature]	Date: 11/29/07	Time: 0940
3. Relinquished By	Date	Time	3. Received By	Date	Time

Comments

DISTRIBUTION: WHITE - Returned to Client with Report: CANARY - Stays with the Sample: PINK - Field Copy

TestAmerica North Canton

HOLDTIME

SDG 7K29236

SORT	UNITS	NSAMPLE	LAB_ID	QC_TYPE	SAMP_DATE	EXTR_DATE	ANAL_DATE	SMP_EXTR	EXTR_ANL	SMP_ANL
HG	MG/KG	SB-507-0406	A7K290236025	NM	11/28/2007	11/30/2007	11/30/2007	2	0	2
HG	MG/KG	SB-500-0001	A7K290236001	NM	11/27/2007	11/30/2007	11/30/2007	3	0	3
HG	MG/KG	SB-508-0810	A7K290236029	NM	11/28/2007	11/30/2007	11/30/2007	2	0	2
HG	MG/KG	SB-508-0406	A7K290236028	NM	11/28/2007	11/30/2007	11/30/2007	2	0	2
HG	MG/KG	SB-507-0810	A7K290236026	NM	11/28/2007	11/30/2007	11/30/2007	2	0	2
HG	MG/KG	SB-507-0001	A7K290236024	NM	11/28/2007	11/30/2007	11/30/2007	2	0	2
HG	MG/KG	SB-506-0810	A7K290236022	NM	11/28/2007	11/30/2007	11/30/2007	2	0	2
HG	MG/KG	SB-506-0406	A7K290236021	NM	11/28/2007	11/30/2007	11/30/2007	2	0	2
HG	MG/KG	SB-506-0001	A7K290236020	NM	11/28/2007	11/30/2007	11/30/2007	2	0	2
HG	MG/KG	SB-505-0810	A7K290236018	NM	11/27/2007	11/30/2007	11/30/2007	3	0	3
HG	MG/KG	SB-505-0406	A7K290236017	NM	11/27/2007	11/30/2007	11/30/2007	3	0	3
HG	MG/KG	SB-505-0001	A7K290236016	NM	11/27/2007	11/30/2007	11/30/2007	3	0	3
HG	MG/KG	SB-504-0810	A7K290236015	NM	11/27/2007	11/30/2007	11/30/2007	3	0	3
HG	MG/KG	SB-501-0001	A7K290236004	NM	11/27/2007	11/30/2007	11/30/2007	3	0	3
HG	MG/KG	SB-508-0001	A7K290236027	NM	11/28/2007	11/30/2007	11/30/2007	2	0	2

SORT	UNITS	NSAMPLE	LAB_ID	QC_TYPE	SAMP_DATE	EXTR_DATE	ANAL_DATE	SMP_EXTR	EXTR_ANL	SMP_ANL
HG	MG/KG	SB-504-0406	A7K290236014	NM	11/27/2007	11/30/2007	11/30/2007	3	0	3
HG	MG/KG	SB-500-0406	A7K290236002	NM	11/27/2007	11/30/2007	11/30/2007	3	0	3
HG	MG/KG	SB-500-0810	A7K290236003	NM	11/27/2007	11/30/2007	11/30/2007	3	0	3
HG	MG/KG	SB-501-0406	A7K290236005	NM	11/27/2007	11/30/2007	11/30/2007	3	0	3
HG	MG/KG	SB-501-0810	A7K290236006	NM	11/27/2007	11/30/2007	11/30/2007	3	0	3
HG	MG/KG	SB-503-0406	A7K290236011	NM	11/27/2007	11/30/2007	11/30/2007	3	0	3
HG	MG/KG	SB-504-0001	A7K290236013	NM	11/27/2007	11/30/2007	11/30/2007	3	0	3
HG	MG/KG	SB-503-1012	A7K290236012	NM	11/27/2007	11/30/2007	11/30/2007	3	0	3
HG	MG/KG	SB-502-0001	A7K290236007	NM	11/27/2007	11/30/2007	11/30/2007	3	0	3
HG	MG/KG	SB-503-0001	A7K290236010	NM	11/27/2007	11/30/2007	11/30/2007	3	0	3
HG	MG/KG	SB-502-0810	A7K290236009	NM	11/27/2007	11/30/2007	11/30/2007	3	0	3
HG	MG/KG	SB-502-0406	A7K290236008	NM	11/27/2007	11/30/2007	11/30/2007	3	0	3
M	MG/KG	SB-502-0810	A7K290236009	NM	11/27/2007	11/30/2007	12/4/2007	3	4	7
M	MG/KG	SB-503-1012DL	A7K290236012	NM	11/27/2007	11/30/2007	12/4/2007	3	4	7
M	MG/KG	SB-505-0001	A7K290236016	NM	11/27/2007	11/30/2007	12/7/2007	3	7	10
M	MG/KG	SB-505-0001	A7K290236016	NM	11/27/2007	11/30/2007	12/4/2007	3	4	7
M	MG/KG	SB-504-0810	A7K290236015	NM	11/27/2007	11/30/2007	12/4/2007	3	4	7
M	MG/KG	SB-504-0406	A7K290236014	NM	11/27/2007	11/30/2007	12/7/2007	3	7	10

SORT	UNITS	NSAMPLE	LAB_ID	QC_TYPE	SAMP_DATE	EXTR_DATE	ANAL_DATE	SMP_EXTR	EXTR_ANL	SMP_ANL
M	MG/KG	SB-504-0406	A7K290236014	NM	11/27/2007	11/30/2007	12/4/2007	3	4	7
M	MG/KG	SB-504-0001	A7K290236013	NM	11/27/2007	11/30/2007	12/7/2007	3	7	10
M	MG/KG	SB-504-0001	A7K290236013	NM	11/27/2007	11/30/2007	12/4/2007	3	4	7
M	MG/KG	SB-504-0810	A7K290236015	NM	11/27/2007	11/30/2007	12/7/2007	3	7	10
M	MG/KG	SB-503-1012	A7K290236012	NM	11/27/2007	11/30/2007	12/7/2007	3	7	10
M	MG/KG	SB-503-0406	A7K290236011	NM	11/27/2007	11/30/2007	12/7/2007	3	7	10
M	MG/KG	SB-503-0406	A7K290236011	NM	11/27/2007	11/30/2007	12/4/2007	3	4	7
M	MG/KG	SB-503-0001DL	A7K290236010	NM	11/27/2007	11/30/2007	12/7/2007	3	7	10
M	MG/KG	SB-503-0001	A7K290236010	NM	11/27/2007	11/30/2007	12/6/2007	3	6	9
M	MG/KG	SB-502-0810	A7K290236009	NM	11/27/2007	11/30/2007	12/6/2007	3	6	9
M	MG/KG	SB-502-0406	A7K290236008	NM	11/27/2007	11/30/2007	12/6/2007	3	6	9
M	MG/KG	SB-505-0406	A7K290236017	NM	11/27/2007	11/30/2007	12/4/2007	3	4	7
M	MG/KG	SB-508-0001	A7K290236027	NM	11/28/2007	11/30/2007	12/4/2007	2	4	6
M	MG/KG	SB-503-0001	A7K290236010	NM	11/27/2007	11/30/2007	12/4/2007	3	4	7
M	MG/KG	SB-507-0406	A7K290236025	NM	11/28/2007	11/30/2007	12/4/2007	2	4	6
M	MG/KG	SB-508-0810	A7K290236029	NM	11/28/2007	11/30/2007	12/7/2007	2	7	9
M	MG/KG	SB-508-0810	A7K290236029	NM	11/28/2007	11/30/2007	12/4/2007	2	4	6
M	MG/KG	SB-508-0406	A7K290236028	NM	11/28/2007	11/30/2007	12/7/2007	2	7	9

SORT	UNITS	NSAMPLE	LAB_ID	QC_TYPE	SAMP_DATE	EXTR_DATE	ANAL_DATE	SMP_EXTR	EXTR_ANL	SMP_ANL
M	MG/KG	SB-508-0406	A7K290236028	NM	11/28/2007	11/30/2007	12/4/2007	2	4	6
M	MG/KG	SB-508-0001	A7K290236027	NM	11/28/2007	11/30/2007	12/7/2007	2	7	9
M	MG/KG	SB-505-0810	A7K290236018	NM	11/27/2007	11/30/2007	12/7/2007	3	7	10
M	MG/KG	SB-507-0810DL	A7K290236026	NM	11/28/2007	11/30/2007	12/7/2007	2	7	9
M	MG/KG	SB-502-0406	A7K290236008	NM	11/27/2007	11/30/2007	12/4/2007	3	4	7
M	MG/KG	SB-507-0810DL	A7K290236026	NM	11/28/2007	11/30/2007	12/5/2007	2	5	7
M	MG/KG	SB-507-0406	A7K290236025	NM	11/28/2007	11/30/2007	12/7/2007	2	7	9
M	MG/KG	SB-505-0406	A7K290236017	NM	11/27/2007	11/30/2007	12/7/2007	3	7	10
M	MG/KG	SB-507-0001	A7K290236024	NM	11/28/2007	11/30/2007	12/7/2007	2	7	9
M	MG/KG	SB-507-0001	A7K290236024	NM	11/28/2007	11/30/2007	12/4/2007	2	4	6
M	MG/KG	SB-506-0810	A7K290236022	NM	11/28/2007	11/30/2007	12/7/2007	2	7	9
M	MG/KG	SB-506-0810	A7K290236022	NM	11/28/2007	11/30/2007	12/4/2007	2	4	6
M	MG/KG	SB-506-0406	A7K290236021	NM	11/28/2007	11/30/2007	12/7/2007	2	7	9
M	MG/KG	SB-506-0406	A7K290236021	NM	11/28/2007	11/30/2007	12/4/2007	2	4	6
M	MG/KG	SB-506-0001	A7K290236020	NM	11/28/2007	11/30/2007	12/4/2007	2	4	6
M	MG/KG	SB-505-0810	A7K290236018	NM	11/27/2007	11/30/2007	12/4/2007	3	4	7
M	MG/KG	SB-507-0810	A7K290236026	NM	11/28/2007	11/30/2007	12/7/2007	2	7	9
M	MG/KG	SB-500-0406	A7K290236002	NM	11/27/2007	11/30/2007	12/4/2007	3	4	7

SORT	UNITS	NSAMPLE	LAB_ID	QC_TYPE	SAMP_DATE	EXTR_DATE	ANAL_DATE	SMP_EXTR	EXTR_ANL	SMP_ANL
M	MG/KG	SB-500-0001	A7K290236001	NM	11/27/2007	11/30/2007	12/4/2007	3	4	7
M	MG/KG	SB-500-0406	A7K290236002	NM	11/27/2007	11/30/2007	12/6/2007	3	6	9
M	MG/KG	SB-500-0810	A7K290236003	NM	11/27/2007	11/30/2007	12/6/2007	3	6	9
M	MG/KG	SB-500-0001	A7K290236001	NM	11/27/2007	11/30/2007	12/6/2007	3	6	9
M	MG/KG	SB-502-0001	A7K290236007	NM	11/27/2007	11/30/2007	12/6/2007	3	6	9
M	MG/KG	SB-506-0001	A7K290236020	NM	11/28/2007	11/30/2007	12/7/2007	2	7	9
M	MG/KG	SB-501-0001	A7K290236004	NM	11/27/2007	11/30/2007	12/6/2007	3	6	9
M	MG/KG	SB-501-0406	A7K290236005	NM	11/27/2007	11/30/2007	12/4/2007	3	4	7
M	MG/KG	SB-501-0406	A7K290236005	NM	11/27/2007	11/30/2007	12/6/2007	3	6	9
M	MG/KG	SB-501-0810	A7K290236006	NM	11/27/2007	11/30/2007	12/6/2007	3	6	9
M	MG/KG	SB-501-0810DL	A7K290236006	NM	11/27/2007	11/30/2007	12/4/2007	3	4	7
M	MG/KG	SB-502-0001	A7K290236007	NM	11/27/2007	11/30/2007	12/4/2007	3	4	7
M	MG/KG	SB-501-0001	A7K290236004	NM	11/27/2007	11/30/2007	12/4/2007	3	4	7
M	MG/KG	SB-500-0810	A7K290236003	NM	11/27/2007	11/30/2007	12/4/2007	3	4	7
PCS	%	SB-508-0001	A7K290236027	NM	11/28/2007	12/4/2007	12/5/2007	6	1	7
PCS	%	SB-505-0810	A7K290236018	NM	11/27/2007	12/4/2007	12/5/2007	7	1	8
PCS	%	SB-506-0001	A7K290236020	NM	11/28/2007	12/4/2007	12/5/2007	6	1	7
PCS	%	SB-506-0406	A7K290236021	NM	11/28/2007	12/4/2007	12/5/2007	6	1	7

SORT	UNITS	NSAMPLE	LAB_ID	QC_TYPE	SAMP_DATE	EXTR_DATE	ANAL_DATE	SMP_EXTR	EXTR_ANL	SMP_ANL
PCS	%	SB-506-0810	A7K290236022	NM	11/28/2007	12/4/2007	12/5/2007	6	1	7
PCS	%	SB-507-0001	A7K290236024	NM	11/28/2007	12/4/2007	12/5/2007	6	1	7
PCS	%	SB-507-0810	A7K290236026	NM	11/28/2007	12/4/2007	12/5/2007	6	1	7
PCS	%	SB-508-0406	A7K290236028	NM	11/28/2007	12/4/2007	12/5/2007	6	1	7
PCS	%	SB-505-0406	A7K290236017	NM	11/27/2007	12/4/2007	12/5/2007	7	1	8
PCS	%	SB-507-0406	A7K290236025	NM	11/28/2007	12/4/2007	12/5/2007	6	1	7
PCS	%	SB-501-0406	A7K290236005	NM	11/27/2007	12/4/2007	12/5/2007	7	1	8
PCS	%	SB-500-0001	A7K290236001	NM	11/27/2007	12/4/2007	12/5/2007	7	1	8
PCS	%	SB-508-0810	A7K290236029	NM	11/28/2007	12/4/2007	12/5/2007	6	1	7
PCS	%	SB-505-0001	A7K290236016	NM	11/27/2007	12/4/2007	12/5/2007	7	1	8
PCS	%	SB-500-0406	A7K290236002	NM	11/27/2007	12/4/2007	12/5/2007	7	1	8
PCS	%	SB-501-0001	A7K290236004	NM	11/27/2007	12/4/2007	12/5/2007	7	1	8
PCS	%	SB-501-0810	A7K290236006	NM	11/27/2007	12/4/2007	12/5/2007	7	1	8
PCS	%	SB-502-0001	A7K290236007	NM	11/27/2007	12/4/2007	12/5/2007	7	1	8
PCS	%	SB-502-0406	A7K290236008	NM	11/27/2007	12/4/2007	12/5/2007	7	1	8
PCS	%	SB-503-0001	A7K290236010	NM	11/27/2007	12/4/2007	12/5/2007	7	1	8
PCS	%	SB-503-0406	A7K290236011	NM	11/27/2007	12/4/2007	12/5/2007	7	1	8
PCS	%	SB-503-1012	A7K290236012	NM	11/27/2007	12/4/2007	12/5/2007	7	1	8

SORT	UNITS	NSAMPLE	LAB_ID	QC_TYPE	SAMP_DATE	EXTR_DATE	ANAL_DATE	SMP_EXTR	EXTR_ANL	SMP_ANL
PCS	%	SB-504-0001	A7K290236013	NM	11/27/2007	12/4/2007	12/5/2007	7	1	8
PCS	%	SB-502-0810	A7K290236009	NM	11/27/2007	12/4/2007	12/5/2007	7	1	8
PCS	%	SB-504-0810	A7K290236015	NM	11/27/2007	12/4/2007	12/5/2007	7	1	8
PCS	%	SB-500-0810	A7K290236003	NM	11/27/2007	12/4/2007	12/5/2007	7	1	8
PCS	%	SB-504-0406	A7K290236014	NM	11/27/2007	12/4/2007	12/5/2007	7	1	8
OS	%	SB-505-0001DL	A7K290236016	NM	11/27/2007	12/3/2007	12/6/2007	6	3	9
OS	%	SB-506-0406	A7K290236021	NM	11/28/2007	11/30/2007	12/2/2007	2	2	4
OS	%	SB-504-0406DL	A7K290236014	NM	11/27/2007	12/7/2007	12/12/2007	10	5	15
OS	%	SB-506-0001RE	A7K290236020	NM	11/28/2007	12/7/2007	12/11/2007	9	4	13
OS	%	SB-506-0001	A7K290236020	NM	11/28/2007	11/30/2007	12/2/2007	2	2	4
OS	%	SB-505-0810	A7K290236018	NM	11/27/2007	12/3/2007	12/4/2007	6	1	7
OS	%	SB-505-0810	A7K290236018	NM	11/27/2007	12/2/2007	12/4/2007	5	2	7
OS	%	SB-505-0406	A7K290236017	NM	11/27/2007	12/2/2007	12/4/2007	5	2	7
OS	%	SB-505-0001	A7K290236016	NM	11/27/2007	12/2/2007	12/4/2007	5	2	7
OS	%	SB-504-0810	A7K290236015	NM	11/27/2007	12/3/2007	12/11/2007	6	8	14
OS	%	SB-507-0810	A7K290236026	NM	11/28/2007	12/3/2007	12/4/2007	5	1	6
OS	%	SB-504-0810	A7K290236015	NM	11/27/2007	12/2/2007	12/4/2007	5	2	7
OS	%	SB-504-0406DL	A7K290236014	NM	11/27/2007	12/12/2007	12/19/2007	15	7	22

SORT	UNITS	NSAMPLE	LAB_ID	QC_TYPE	SAMP_DATE	EXTR_DATE	ANAL_DATE	SMP_EXTR	EXTR_ANL	SMP_ANL
OS	%	SB-505-0406	A7K290236017	NM	11/27/2007	12/3/2007	12/4/2007	6	1	7
OS	%	SB-508-0001	A7K290236027	NM	11/28/2007	12/2/2007	12/4/2007	4	2	6
OS	%	SB-508-0810	A7K290236029	NM	11/28/2007	12/3/2007	12/4/2007	5	1	6
OS	%	SB-501-0810	A7K290236006	NM	11/27/2007	11/30/2007	12/2/2007	3	2	5
OS	%	SB-504-0406DL	A7K290236014	NM	11/27/2007	12/2/2007	12/4/2007	5	2	7
OS	%	SB-508-0810	A7K290236029	NM	11/28/2007	12/2/2007	12/4/2007	4	2	6
OS	%	SB-508-0406	A7K290236028	NM	11/28/2007	12/3/2007	12/4/2007	5	1	6
OS	%	SB-507-0406	A7K290236025	NM	11/28/2007	12/3/2007	12/6/2007	5	3	8
OS	%	SB-508-0001	A7K290236027	NM	11/28/2007	12/3/2007	12/4/2007	5	1	6
OS	%	SB-506-0406DL	A7K290236021	NM	11/28/2007	12/3/2007	12/6/2007	5	3	8
OS	%	SB-507-0810	A7K290236026	NM	11/28/2007	12/2/2007	12/4/2007	4	2	6
OS	%	SB-507-0406	A7K290236025	NM	11/28/2007	12/2/2007	12/4/2007	4	2	6
OS	%	SB-507-0001	A7K290236024	NM	11/28/2007	12/3/2007	12/4/2007	5	1	6
OS	%	SB-507-0001	A7K290236024	NM	11/28/2007	12/2/2007	12/4/2007	4	2	6
OS	%	SB-506-0810	A7K290236022	NM	11/28/2007	12/3/2007	12/6/2007	5	3	8
OS	%	SB-506-0810	A7K290236022	NM	11/28/2007	11/30/2007	12/2/2007	2	2	4
OS	%	SB-508-0406	A7K290236028	NM	11/28/2007	12/2/2007	12/4/2007	4	2	6
OS	%	SB-501-0001DL	A7K290236004	NM	11/27/2007	11/30/2007	12/2/2007	3	2	5

SORT	UNITS	NSAMPLE	LAB_ID	QC_TYPE	SAMP_DATE	EXTR_DATE	ANAL_DATE	SMP_EXTR	EXTR_ANL	SMP_ANL
OS	%	SB-500-0001	A7K290236001	NM	11/27/2007	11/30/2007	12/2/2007	3	2	5
OS	%	SB-500-0001RE	A7K290236001	NM	11/27/2007	12/7/2007	12/11/2007	10	4	14
OS	%	SB-500-0001RE	A7K290236001	NM	11/27/2007	12/12/2007	12/14/2007	15	2	17
OS	%	SB-500-0406RE	A7K290236002	NM	11/27/2007	12/4/2007	12/6/2007	7	2	9
OS	%	SB-500-0406RE	A7K290236002	NM	11/27/2007	12/7/2007	12/11/2007	10	4	14
OS	%	SB-500-0406RE	A7K290236002	NM	11/27/2007	12/12/2007	12/14/2007	15	2	17
OS	%	SB-501-0810RE	A7K290236006	NM	11/27/2007	12/12/2007	12/14/2007	15	2	17
OS	%	SB-500-0810	A7K290236003	NM	11/27/2007	12/3/2007	12/6/2007	6	3	9
OS	%	SB-504-0001	A7K290236013	NM	11/27/2007	12/3/2007	12/11/2007	6	8	14
OS	%	SB-501-0001RE	A7K290236004	NM	11/27/2007	12/7/2007	12/11/2007	10	4	14
OS	%	SB-501-0001RE	A7K290236004	NM	11/27/2007	12/12/2007	12/14/2007	15	2	17
OS	%	SB-501-0406	A7K290236005	NM	11/27/2007	11/30/2007	12/2/2007	3	2	5
OS	%	SB-501-0406RE	A7K290236005	NM	11/27/2007	12/7/2007	12/11/2007	10	4	14
OS	%	SB-501-0406RE	A7K290236005	NM	11/27/2007	12/12/2007	12/14/2007	15	2	17
OS	%	SB-503-0406	A7K290236011	NM	11/27/2007	11/30/2007	12/2/2007	3	2	5
OS	%	SB-500-0810	A7K290236003	NM	11/27/2007	11/30/2007	12/2/2007	3	2	5
OS	%	SB-501-0810RE	A7K290236006	NM	11/27/2007	12/7/2007	12/11/2007	10	4	14
OS	%	SB-503-1012	A7K290236012	NM	11/27/2007	12/3/2007	12/6/2007	6	3	9

SORT	UNITS	NSAMPLE	LAB_ID	QC_TYPE	SAMP_DATE	EXTR_DATE	ANAL_DATE	SMP_EXTR	EXTR_ANL	SMP_ANL
OS	%	SB-503-0406	A7K290236011	NM	11/27/2007	12/3/2007	12/11/2007	6	8	14
OS	%	SB-504-0001	A7K290236013	NM	11/27/2007	12/2/2007	12/4/2007	5	2	7
OS	%	SB-503-0001DL	A7K290236010	NM	11/27/2007	12/3/2007	12/12/2007	6	9	15
OS	%	SB-503-0001DL	A7K290236010	NM	11/27/2007	11/30/2007	12/2/2007	3	2	5
OS	%	SB-502-0810DL	A7K290236009	NM	11/27/2007	11/30/2007	12/2/2007	3	2	5
OS	%	SB-502-0810	A7K290236009	NM	11/27/2007	12/3/2007	12/11/2007	6	8	14
OS	%	SB-502-0406	A7K290236008	NM	11/27/2007	12/3/2007	12/11/2007	6	8	14
OS	%	SB-502-0406	A7K290236008	NM	11/27/2007	11/30/2007	12/2/2007	3	2	5
OS	%	SB-502-0001DL	A7K290236007	NM	11/27/2007	12/3/2007	12/12/2007	6	9	15
OS	%	SB-502-0001DL	A7K290236007	NM	11/27/2007	11/30/2007	12/2/2007	3	2	5
OS	%	SB-503-1012	A7K290236012	NM	11/27/2007	12/2/2007	12/4/2007	5	2	7
OS	UG/KG	SB-501-0810	A7K290236006	NM	11/27/2007	11/30/2007	12/2/2007	3	2	5
OS	UG/KG	SB-503-0406	A7K290236011	NM	11/27/2007	11/30/2007	12/2/2007	3	2	5
OS	UG/KG	SB-503-0001DL	A7K290236010	NM	11/27/2007	11/30/2007	12/2/2007	3	2	5
OS	UG/KG	SB-502-0810DL	A7K290236009	NM	11/27/2007	11/30/2007	12/2/2007	3	2	5
OS	UG/KG	SB-502-0406	A7K290236008	NM	11/27/2007	11/30/2007	12/2/2007	3	2	5
OS	UG/KG	SB-502-0001DL	A7K290236007	NM	11/27/2007	11/30/2007	12/2/2007	3	2	5
OS	UG/KG	SB-501-0406	A7K290236005	NM	11/27/2007	11/30/2007	12/2/2007	3	2	5

SORT	UNITS	NSAMPLE	LAB_ID	QC_TYPE	SAMP_DATE	EXTR_DATE	ANAL_DATE	SMP_EXTR	EXTR_ANL	SMP_ANL
OS	UG/KG	SB-501-0001DL	A7K290236004	NM	11/27/2007	11/30/2007	12/2/2007	3	2	5
OS	UG/KG	SB-500-0810	A7K290236003	NM	11/27/2007	11/30/2007	12/2/2007	3	2	5
OS	UG/KG	SB-500-0406RE	A7K290236002	NM	11/27/2007	12/4/2007	12/6/2007	7	2	9
OS	UG/KG	SB-500-0001	A7K290236001	NM	11/27/2007	11/30/2007	12/2/2007	3	2	5
OS	UG/KG	SB-503-1012	A7K290236012	NM	11/27/2007	12/2/2007	12/4/2007	5	2	7
OS	UG/KG	SB-508-0810	A7K290236029	NM	11/28/2007	12/2/2007	12/4/2007	4	2	6
OS	UG/KG	SB-508-0406	A7K290236028	NM	11/28/2007	12/2/2007	12/4/2007	4	2	6
OS	UG/KG	SB-508-0001	A7K290236027	NM	11/28/2007	12/2/2007	12/4/2007	4	2	6
OS	UG/KG	SB-507-0810	A7K290236026	NM	11/28/2007	12/2/2007	12/4/2007	4	2	6
OS	UG/KG	SB-507-0406	A7K290236025	NM	11/28/2007	12/2/2007	12/4/2007	4	2	6
OS	UG/KG	SB-507-0001	A7K290236024	NM	11/28/2007	12/2/2007	12/4/2007	4	2	6
OS	UG/KG	SB-506-0810	A7K290236022	NM	11/28/2007	11/30/2007	12/2/2007	2	2	4
OS	UG/KG	SB-506-0406	A7K290236021	NM	11/28/2007	11/30/2007	12/2/2007	2	2	4
OS	UG/KG	SB-505-0810	A7K290236018	NM	11/27/2007	12/2/2007	12/4/2007	5	2	7
OS	UG/KG	SB-505-0406	A7K290236017	NM	11/27/2007	12/2/2007	12/4/2007	5	2	7
OS	UG/KG	SB-505-0001	A7K290236016	NM	11/27/2007	12/2/2007	12/4/2007	5	2	7
OS	UG/KG	SB-504-0810	A7K290236015	NM	11/27/2007	12/2/2007	12/4/2007	5	2	7
OS	UG/KG	SB-504-0406DL	A7K290236014	NM	11/27/2007	12/2/2007	12/4/2007	5	2	7

SORT	UNITS	NSAMPLE	LAB_ID	QC_TYPE	SAMP_DATE	EXTR_DATE	ANAL_DATE	SMP_EXTR	EXTR_ANL	SMP_ANL
OS	UG/KG	SB-506-0001	A7K290236020	NM	11/28/2007	11/30/2007	12/2/2007	2	2	4
OS	UG/KG	SB-504-0001	A7K290236013	NM	11/27/2007	12/2/2007	12/4/2007	5	2	7
OV	%	SB-508-0001	A7K290236027	NM	11/28/2007	12/7/2007	12/7/2007	9	0	9
OV	%	SB-505-0001	A7K290236016	NM	11/27/2007	12/6/2007	12/6/2007	9	0	9
OV	%	SB-505-0406	A7K290236017	NM	11/27/2007	12/6/2007	12/6/2007	9	0	9
OV	%	SB-505-0810	A7K290236018	NM	11/27/2007	12/6/2007	12/6/2007	9	0	9
OV	%	SB-506-0001	A7K290236020	NM	11/28/2007	12/6/2007	12/6/2007	8	0	8
OV	%	SB-506-0406	A7K290236021	NM	11/28/2007	12/6/2007	12/6/2007	8	0	8
OV	%	SB-506-0810	A7K290236022	NM	11/28/2007	12/6/2007	12/6/2007	8	0	8
OV	%	SB-507-0001	A7K290236024	NM	11/28/2007	12/7/2007	12/7/2007	9	0	9
OV	%	SB-507-0810	A7K290236026	NM	11/28/2007	12/7/2007	12/7/2007	9	0	9
OV	%	SB-508-0406	A7K290236028	NM	11/28/2007	12/7/2007	12/7/2007	9	0	9
OV	%	SB-504-0406	A7K290236014	NM	11/27/2007	12/5/2007	12/5/2007	8	0	8
OV	%	SB-504-0001	A7K290236013	NM	11/27/2007	12/5/2007	12/5/2007	8	0	8
OV	%	SB-507-0406	A7K290236025	NM	11/28/2007	12/7/2007	12/7/2007	9	0	9
OV	%	SB-500-0406	A7K290236002	NM	11/27/2007	12/5/2007	12/5/2007	8	0	8
OV	%	SB-504-0810	A7K290236015	NM	11/27/2007	12/5/2007	12/5/2007	8	0	8
OV	%	SB-500-0001	A7K290236001	NM	11/27/2007	12/5/2007	12/5/2007	8	0	8

SORT	UNITS	NSAMPLE	LAB_ID	QC_TYPE	SAMP_DATE	EXTR_DATE	ANAL_DATE	SMP_EXTR	EXTR_ANL	SMP_ANL
OV	%	SB-508-0810	A7K290236029	NM	11/28/2007	12/7/2007	12/7/2007	9	0	9
OV	%	SB-500-0810	A7K290236003	NM	11/27/2007	12/5/2007	12/5/2007	8	0	8
OV	%	SB-501-0001	A7K290236004	NM	11/27/2007	12/5/2007	12/5/2007	8	0	8
OV	%	SB-501-0406DL	A7K290236005	NM	11/27/2007	12/3/2007	12/5/2007	6	2	8
OV	%	SB-501-0810DL	A7K290236006	NM	11/27/2007	12/3/2007	12/5/2007	6	2	8
OV	%	SB-502-0406	A7K290236008	NM	11/27/2007	12/5/2007	12/5/2007	8	0	8
OV	%	SB-502-0810DL	A7K290236009	NM	11/27/2007	12/3/2007	12/5/2007	6	2	8
OV	%	SB-503-0001	A7K290236010	NM	11/27/2007	12/5/2007	12/5/2007	8	0	8
OV	%	SB-503-0406	A7K290236011	NM	11/27/2007	12/5/2007	12/5/2007	8	0	8
OV	%	SB-503-1012	A7K290236012	NM	11/27/2007	12/5/2007	12/5/2007	8	0	8
OV	%	SB-502-0001	A7K290236007	NM	11/27/2007	12/5/2007	12/5/2007	8	0	8
OV	UG/KG	SB-508-0001	A7K290236027	NM	11/28/2007	12/7/2007	12/7/2007	9	0	9
OV	UG/KG	SB-505-0001	A7K290236016	NM	11/27/2007	12/6/2007	12/6/2007	9	0	9
OV	UG/KG	SB-505-0406	A7K290236017	NM	11/27/2007	12/6/2007	12/6/2007	9	0	9
OV	UG/KG	SB-505-0810	A7K290236018	NM	11/27/2007	12/6/2007	12/6/2007	9	0	9
OV	UG/KG	SB-506-0001	A7K290236020	NM	11/28/2007	12/6/2007	12/6/2007	8	0	8
OV	UG/KG	SB-506-0406	A7K290236021	NM	11/28/2007	12/6/2007	12/6/2007	8	0	8
OV	UG/KG	SB-506-0810	A7K290236022	NM	11/28/2007	12/6/2007	12/6/2007	8	0	8

SORT	UNITS	NSAMPLE	LAB_ID	QC_TYPE	SAMP_DATE	EXTR_DATE	ANAL_DATE	SMP_EXTR	EXTR_ANL	SMP_ANL
OV	UG/KG	SB-507-0001	A7K290236024	NM	11/28/2007	12/7/2007	12/7/2007	9	0	9
OV	UG/KG	SB-508-0810	A7K290236029	NM	11/28/2007	12/7/2007	12/7/2007	9	0	9
OV	UG/KG	SB-507-0810	A7K290236026	NM	11/28/2007	12/7/2007	12/7/2007	9	0	9
OV	UG/KG	SB-508-0406	A7K290236028	NM	11/28/2007	12/7/2007	12/7/2007	9	0	9
OV	UG/KG	SB-504-0810	A7K290236015	NM	11/27/2007	12/5/2007	12/5/2007	8	0	8
OV	UG/KG	SB-507-0406	A7K290236025	NM	11/28/2007	12/7/2007	12/7/2007	9	0	9
OV	UG/KG	SB-501-0406DL	A7K290236005	NM	11/27/2007	12/3/2007	12/5/2007	6	2	8
OV	UG/KG	SB-500-0406	A7K290236002	NM	11/27/2007	12/5/2007	12/5/2007	8	0	8
OV	UG/KG	SB-504-0406	A7K290236014	NM	11/27/2007	12/5/2007	12/5/2007	8	0	8
OV	UG/KG	SB-501-0001	A7K290236004	NM	11/27/2007	12/5/2007	12/5/2007	8	0	8
OV	UG/KG	SB-500-0001	A7K290236001	NM	11/27/2007	12/5/2007	12/5/2007	8	0	8
OV	UG/KG	SB-501-0810DL	A7K290236006	NM	11/27/2007	12/3/2007	12/5/2007	6	2	8
OV	UG/KG	SB-502-0001	A7K290236007	NM	11/27/2007	12/5/2007	12/5/2007	8	0	8
OV	UG/KG	SB-502-0406	A7K290236008	NM	11/27/2007	12/5/2007	12/5/2007	8	0	8
OV	UG/KG	SB-502-0810DL	A7K290236009	NM	11/27/2007	12/3/2007	12/5/2007	6	2	8
OV	UG/KG	SB-503-0001	A7K290236010	NM	11/27/2007	12/5/2007	12/5/2007	8	0	8
OV	UG/KG	SB-503-0406	A7K290236011	NM	11/27/2007	12/5/2007	12/5/2007	8	0	8
OV	UG/KG	SB-503-1012	A7K290236012	NM	11/27/2007	12/5/2007	12/5/2007	8	0	8

SORT	UNITS	NSAMPLE	LAB_ID	QC_TYPE	SAMP_DATE	EXTR_DATE	ANAL_DATE	SMP_EXTR	EXTR_ANL	SMP_ANL
OV	UG/KG	SB-504-0001	A7K290236013	NM	11/27/2007	12/5/2007	12/5/2007	8	0	8
OV	UG/KG	SB-500-0810	A7K290236003	NM	11/27/2007	12/5/2007	12/5/2007	8	0	8
PCB	%	SB-506-0001	A7K290236020	NM	11/28/2007	12/3/2007	12/8/2007	5	5	10
PCB	%	SB-505-0001DL	A7K290236016	NM	11/27/2007	12/3/2007	12/8/2007	6	5	11
PCB	%	SB-505-0406	A7K290236017	NM	11/27/2007	12/3/2007	12/8/2007	6	5	11
PCB	%	SB-508-0810	A7K290236029	NM	11/28/2007	12/3/2007	12/7/2007	5	4	9
PCB	%	SB-505-0810DL	A7K290236018	NM	11/27/2007	12/3/2007	12/8/2007	6	5	11
PCB	%	SB-502-0810DL	A7K290236009	NM	11/27/2007	12/3/2007	12/6/2007	6	3	9
PCB	%	SB-506-0406	A7K290236021	NM	11/28/2007	12/3/2007	12/8/2007	5	5	10
PCB	%	SB-506-0810	A7K290236022	NM	11/28/2007	12/3/2007	12/8/2007	5	5	10
PCB	%	SB-507-0001	A7K290236024	NM	11/28/2007	12/3/2007	12/8/2007	5	5	10
PCB	%	SB-507-0406	A7K290236025	NM	11/28/2007	12/3/2007	12/8/2007	5	5	10
PCB	%	SB-507-0810	A7K290236026	NM	11/28/2007	12/3/2007	12/8/2007	5	5	10
PCB	%	SB-508-0406	A7K290236028	NM	11/28/2007	12/3/2007	12/7/2007	5	4	9
PCB	%	SB-504-0810DL	A7K290236015	NM	11/27/2007	12/3/2007	12/8/2007	6	5	11
PCB	%	SB-508-0001	A7K290236027	NM	11/28/2007	12/3/2007	12/7/2007	5	4	9
PCB	%	SB-501-0001DL	A7K290236004	NM	11/27/2007	12/3/2007	12/8/2007	6	5	11
PCB	%	SB-504-0406DL	A7K290236014	NM	11/27/2007	12/3/2007	12/8/2007	6	5	11

SORT	UNITS	NSAMPLE	LAB_ID	QC_TYPE	SAMP_DATE	EXTR_DATE	ANAL_DATE	SMP_EXTR	EXTR_ANL	SMP_ANL
PCB	%	SB-500-0001	A7K290236001	NM	11/27/2007	12/3/2007	12/6/2007	6	3	9
PCB	%	SB-500-0810	A7K290236003	NM	11/27/2007	12/3/2007	12/8/2007	6	5	11
PCB	%	SB-503-0406DL	A7K290236011	NM	11/27/2007	12/3/2007	12/6/2007	6	3	9
PCB	%	SB-501-0406DL	A7K290236005	NM	11/27/2007	12/3/2007	12/8/2007	6	5	11
PCB	%	SB-501-0810DL	A7K290236006	NM	11/27/2007	12/3/2007	12/8/2007	6	5	11
PCB	%	SB-502-0001DL	A7K290236007	NM	11/27/2007	12/3/2007	12/6/2007	6	3	9
PCB	%	SB-502-0406DL	A7K290236008	NM	11/27/2007	12/3/2007	12/6/2007	6	3	9
PCB	%	SB-503-0001DL	A7K290236010	NM	11/27/2007	12/3/2007	12/6/2007	6	3	9
PCB	%	SB-503-1012	A7K290236012	NM	11/27/2007	12/3/2007	12/8/2007	6	5	11
PCB	%	SB-504-0001DL	A7K290236013	NM	11/27/2007	12/3/2007	12/8/2007	6	5	11
PCB	%	SB-500-0406	A7K290236002	NM	11/27/2007	12/3/2007	12/8/2007	6	5	11
PCB	UG/KG	SB-506-0406	A7K290236021	NM	11/28/2007	12/3/2007	12/8/2007	5	5	10
PCB	UG/KG	SB-504-0810DL	A7K290236015	NM	11/27/2007	12/3/2007	12/8/2007	6	5	11
PCB	UG/KG	SB-505-0001DL	A7K290236016	NM	11/27/2007	12/3/2007	12/8/2007	6	5	11
PCB	UG/KG	SB-505-0406	A7K290236017	NM	11/27/2007	12/3/2007	12/8/2007	6	5	11
PCB	UG/KG	SB-505-0810DL	A7K290236018	NM	11/27/2007	12/3/2007	12/8/2007	6	5	11
PCB	UG/KG	SB-506-0001	A7K290236020	NM	11/28/2007	12/3/2007	12/8/2007	5	5	10
PCB	UG/KG	SB-506-0810	A7K290236022	NM	11/28/2007	12/3/2007	12/8/2007	5	5	10

SORT	UNITS	NSAMPLE	LAB_ID	QC_TYPE	SAMP_DATE	EXTR_DATE	ANAL_DATE	SMP_EXTR	EXTR_ANL	SMP_ANL
PCB	UG/KG	SB-507-0001	A7K290236024	NM	11/28/2007	12/3/2007	12/8/2007	5	5	10
PCB	UG/KG	SB-507-0810	A7K290236026	NM	11/28/2007	12/3/2007	12/8/2007	5	5	10
PCB	UG/KG	SB-504-0406DL	A7K290236014	NM	11/27/2007	12/3/2007	12/8/2007	6	5	11
PCB	UG/KG	SB-508-0810	A7K290236029	NM	11/28/2007	12/3/2007	12/7/2007	5	4	9
PCB	UG/KG	SB-507-0406	A7K290236025	NM	11/28/2007	12/3/2007	12/8/2007	5	5	10
PCB	UG/KG	SB-508-0406	A7K290236028	NM	11/28/2007	12/3/2007	12/7/2007	5	4	9
PCB	UG/KG	SB-501-0001DL	A7K290236004	NM	11/27/2007	12/3/2007	12/8/2007	6	5	11
PCB	UG/KG	SB-504-0001DL	A7K290236013	NM	11/27/2007	12/3/2007	12/8/2007	6	5	11
PCB	UG/KG	SB-508-0001	A7K290236027	NM	11/28/2007	12/3/2007	12/7/2007	5	4	9
PCB	UG/KG	SB-500-0001	A7K290236001	NM	11/27/2007	12/3/2007	12/6/2007	6	3	9
PCB	UG/KG	SB-500-0810	A7K290236003	NM	11/27/2007	12/3/2007	12/8/2007	6	5	11
PCB	UG/KG	SB-501-0406DL	A7K290236005	NM	11/27/2007	12/3/2007	12/8/2007	6	5	11
PCB	UG/KG	SB-501-0810DL	A7K290236006	NM	11/27/2007	12/3/2007	12/8/2007	6	5	11
PCB	UG/KG	SB-502-0001DL	A7K290236007	NM	11/27/2007	12/3/2007	12/6/2007	6	3	9
PCB	UG/KG	SB-502-0406DL	A7K290236008	NM	11/27/2007	12/3/2007	12/6/2007	6	3	9
PCB	UG/KG	SB-502-0810DL	A7K290236009	NM	11/27/2007	12/3/2007	12/6/2007	6	3	9
PCB	UG/KG	SB-503-0001DL	A7K290236010	NM	11/27/2007	12/3/2007	12/6/2007	6	3	9
PCB	UG/KG	SB-503-0406DL	A7K290236011	NM	11/27/2007	12/3/2007	12/6/2007	6	3	9

SORT	UNITS	NSAMPLE	LAB_ID	QC_TYPE	SAMP_DATE	EXTR_DATE	ANAL_DATE	SMP_EXTR	EXTR_ANL	SMP_ANL
PCB	UG/KG	SB-503-1012	A7K290236012	NM	11/27/2007	12/3/2007	12/8/2007	6	5	11
PCB	UG/KG	SB-500-0406	A7K290236002	NM	11/27/2007	12/3/2007	12/8/2007	6	5	11
TPH	MG/KG	SB-508-0001	A7K290236027	NM	11/28/2007	12/3/2007	12/4/2007	5	1	6
TPH	MG/KG	SB-505-0810	A7K290236018	NM	11/27/2007	12/3/2007	12/4/2007	6	1	7
TPH	MG/KG	SB-504-0406DL	A7K290236014	NM	11/27/2007	12/7/2007	12/12/2007	10	5	15
TPH	MG/KG	SB-504-0406DL	A7K290236014	NM	11/27/2007	12/12/2007	12/19/2007	15	7	22
TPH	MG/KG	SB-504-0810	A7K290236015	NM	11/27/2007	12/3/2007	12/11/2007	6	8	14
TPH	MG/KG	SB-505-0001DL	A7K290236016	NM	11/27/2007	12/3/2007	12/6/2007	6	3	9
TPH	MG/KG	SB-505-0406	A7K290236017	NM	11/27/2007	12/3/2007	12/4/2007	6	1	7
TPH	MG/KG	SB-506-0001RE	A7K290236020	NM	11/28/2007	12/7/2007	12/11/2007	9	4	13
TPH	MG/KG	SB-506-0406DL	A7K290236021	NM	11/28/2007	12/3/2007	12/6/2007	5	3	8
TPH	MG/KG	SB-506-0810	A7K290236022	NM	11/28/2007	12/3/2007	12/6/2007	5	3	8
TPH	MG/KG	SB-507-0001	A7K290236024	NM	11/28/2007	12/3/2007	12/4/2007	5	1	6
TPH	MG/KG	SB-504-0001	A7K290236013	NM	11/27/2007	12/3/2007	12/11/2007	6	8	14
TPH	MG/KG	SB-507-0810	A7K290236026	NM	11/28/2007	12/3/2007	12/4/2007	5	1	6
TPH	MG/KG	SB-501-0406RE	A7K290236005	NM	11/27/2007	12/12/2007	12/14/2007	15	2	17
TPH	MG/KG	SB-508-0406	A7K290236028	NM	11/28/2007	12/3/2007	12/4/2007	5	1	6
TPH	MG/KG	SB-507-0406	A7K290236025	NM	11/28/2007	12/3/2007	12/6/2007	5	3	8

SORT	UNITS	NSAMPLE	LAB_ID	QC_TYPE	SAMP_DATE	EXTR_DATE	ANAL_DATE	SMP_EXTR	EXTR_ANL	SMP_ANL
TPH	MG/KG	SB-501-0406RE	A7K290236005	NM	11/27/2007	12/7/2007	12/11/2007	10	4	14
TPH	MG/KG	SB-508-0810	A7K290236029	NM	11/28/2007	12/3/2007	12/4/2007	5	1	6
TPH	MG/KG	SB-500-0001RE	A7K290236001	NM	11/27/2007	12/7/2007	12/11/2007	10	4	14
TPH	MG/KG	SB-500-0001RE	A7K290236001	NM	11/27/2007	12/12/2007	12/14/2007	15	2	17
TPH	MG/KG	SB-500-0406RE	A7K290236002	NM	11/27/2007	12/7/2007	12/11/2007	10	4	14
TPH	MG/KG	SB-500-0406RE	A7K290236002	NM	11/27/2007	12/12/2007	12/14/2007	15	2	17
TPH	MG/KG	SB-500-0810	A7K290236003	NM	11/27/2007	12/3/2007	12/6/2007	6	3	9
TPH	MG/KG	SB-501-0810RE	A7K290236006	NM	11/27/2007	12/12/2007	12/14/2007	15	2	17
TPH	MG/KG	SB-501-0001RE	A7K290236004	NM	11/27/2007	12/12/2007	12/14/2007	15	2	17
TPH	MG/KG	SB-503-1012	A7K290236012	NM	11/27/2007	12/3/2007	12/6/2007	6	3	9
TPH	MG/KG	SB-501-0810RE	A7K290236006	NM	11/27/2007	12/7/2007	12/11/2007	10	4	14
TPH	MG/KG	SB-502-0001DL	A7K290236007	NM	11/27/2007	12/3/2007	12/12/2007	6	9	15
TPH	MG/KG	SB-502-0406	A7K290236008	NM	11/27/2007	12/3/2007	12/11/2007	6	8	14
TPH	MG/KG	SB-502-0810	A7K290236009	NM	11/27/2007	12/3/2007	12/11/2007	6	8	14
TPH	MG/KG	SB-503-0001DL	A7K290236010	NM	11/27/2007	12/3/2007	12/12/2007	6	9	15
TPH	MG/KG	SB-503-0406	A7K290236011	NM	11/27/2007	12/3/2007	12/11/2007	6	8	14
TPH	MG/KG	SB-501-0001RE	A7K290236004	NM	11/27/2007	12/7/2007	12/11/2007	10	4	14

SW846 8260B METHOD BLANK SUMMARY

BLANK WORKORDER NO.: KDGQ31AA

Lab Name: TestAmerica Laboratories, Inc.

Lab Code: TALCAN

SDG Number: 7K29236

Lab File ID: UX86511.D

Lot Number: A7K290236

Date Analyzed: 12/04/07

Time Analyzed: 16:42

Matrix: SOLID

Date Extracted: 12/03/07

GC Column: DB 624 ID: .18

Extraction Method: 5030

Instrument ID: UX8

Level: (low/med) MED

THIS METHOD BLANK APPLIES TO THE FOLLOWING SAMPLES, LCS, LCSD, MS , MSD:

	CLIENT ID.	SAMPLE WORK ORDER #	LAB FILE ID	DATE ANALYZED	TIME ANALYZED
01	SB-501-0406	KC4TQ1AG	UX86544.D	12/05/07	18:46
02	SB-501-0810	KC4TT1AG	UX86545.D	12/05/07	19:08
03	SB-502-0810	KC4T41AG	UX86546.D	12/05/07	19:29
04	CHECK SAMPLE	KDGQ31AC C	UX86509.D	12/04/07	16:00
05	DUPLICATE CHECK	KDGQ31AD L	UX86510.D	12/04/07	16:21
06					
07					
08					
09					
10					
11					
12					
13					
14					
15					
16					
17					
18					
19					
20					
21					
22					
23					
24					
25					
26					
27					
28					
29					
30					

COMMENTS:

METHOD BLANK REPORT

MEDIUM LEVEL

GC/MS Volatiles

Client Lot #...: 7K29236 **Work Order #...:** KDGQ31AA **Matrix.....:** SOLID
MB Lot-Sample #: A7L050000-287

Prep Date.....: 12/03/07 **Final Wgt/Vol..:** 5 mL
Analysis Date..: 12/04/07 **Prep Batch #...:** 7339287
Dilution Factor: 1 **Initial Wgt/Vol:** 5 g

PARAMETER	RESULT	REPORTING LIMIT	UNITS	METHOD
Acetone	ND	500	ug/kg	SW846 8260B
Benzene	ND	250	ug/kg	SW846 8260B
Bromobenzene	ND	250	ug/kg	SW846 8260B
Bromochloromethane	ND	250	ug/kg	SW846 8260B
Bromodichloromethane	ND	250	ug/kg	SW846 8260B
Bromoform	ND	250	ug/kg	SW846 8260B
Bromomethane	ND	250	ug/kg	SW846 8260B
2-Butanone	ND	500	ug/kg	SW846 8260B
n-Butylbenzene	ND	250	ug/kg	SW846 8260B
sec-Butylbenzene	ND	250	ug/kg	SW846 8260B
tert-Butylbenzene	ND	250	ug/kg	SW846 8260B
Carbon disulfide	ND	250	ug/kg	SW846 8260B
Carbon tetrachloride	ND	250	ug/kg	SW846 8260B
Chlorobenzene	ND	250	ug/kg	SW846 8260B
Dibromochloromethane	ND	250	ug/kg	SW846 8260B
1,2-Dibromo-3-chloro-propane	ND	500	ug/kg	SW846 8260B
Chloroethane	ND	250	ug/kg	SW846 8260B
2-Chloroethyl vinyl ether	ND	500	ug/kg	SW846 8260B
Chloroform	ND	250	ug/kg	SW846 8260B
Chloromethane	ND	250	ug/kg	SW846 8260B
2-Chlorotoluene	ND	250	ug/kg	SW846 8260B
4-Chlorotoluene	ND	250	ug/kg	SW846 8260B
1,2-Dibromoethane	ND	250	ug/kg	SW846 8260B
Dibromomethane	ND	250	ug/kg	SW846 8260B
1,2-Dichlorobenzene	ND	250	ug/kg	SW846 8260B
1,3-Dichlorobenzene	ND	250	ug/kg	SW846 8260B
1,4-Dichlorobenzene	ND	250	ug/kg	SW846 8260B
Dichlorodifluoromethane	ND	250	ug/kg	SW846 8260B
1,1-Dichloroethane	ND	250	ug/kg	SW846 8260B
1,2-Dichloroethane	ND	250	ug/kg	SW846 8260B
1,1-Dichloroethene	ND	250	ug/kg	SW846 8260B
cis-1,2-Dichloroethylene	ND	250	ug/kg	SW846 8260B
trans-1,2-Dichloroethylen	ND	250	ug/kg	SW846 8260B
1,2-Dichloropropane	ND	250	ug/kg	SW846 8260B
1,3-Dichloropropane	ND	250	ug/kg	SW846 8260B
2,2-Dichloropropane	ND	250	ug/kg	SW846 8260B
1,1-Dichloropropene	ND	250	ug/kg	SW846 8260B
cis-1,3-Dichloropropene	ND	250	ug/kg	SW846 8260B
trans-1,3-Dichloropropene	ND	250	ug/kg	SW846 8260B
Ethylbenzene	ND	250	ug/kg	SW846 8260B

(Continued on next page)

METHOD BLANK REPORT

GC/MS Volatiles

Client Lot #...: 7K29236 **Work Order #...:** KDGQ31AA **Matrix.....:** SOLID

PARAMETER	RESULT	REPORTING LIMIT	UNITS	METHOD
Trichlorofluoromethane	ND	250	ug/kg	SW846 8260B
Hexachlorobutadiene	ND	250	ug/kg	SW846 8260B
2-Hexanone	ND	500	ug/kg	SW846 8260B
Isopropylbenzene	ND	250	ug/kg	SW846 8260B
p-Isopropyltoluene	ND	250	ug/kg	SW846 8260B
tert-Butyl alcohol	ND	5000	ug/kg	SW846 8260B
Methylene chloride	ND	250	ug/kg	SW846 8260B
4-Methyl-2-pentanone	ND	500	ug/kg	SW846 8260B
Naphthalene	**20 J**	**250**	**ug/kg**	**SW846 8260B**
n-Propylbenzene	ND	250	ug/kg	SW846 8260B
Styrene	ND	250	ug/kg	SW846 8260B
1,1,1,2-Tetrachloroethane	ND	250	ug/kg	SW846 8260B
1,1,2,2-Tetrachloroethane	ND	250	ug/kg	SW846 8260B
Tetrachloroethene	ND	250	ug/kg	SW846 8260B
Toluene	ND	250	ug/kg	SW846 8260B
1,2,3-Trichlorobenzene	**12 J**	**250**	**ug/kg**	**SW846 8260B**
1,2,4-Trichloro-benzene	ND	250	ug/kg	SW846 8260B
1,1,1-Trichloroethane	ND	250	ug/kg	SW846 8260B
Trichloroethene	ND	250	ug/kg	SW846 8260B
1,2,3-Trichloropropane	ND	250	ug/kg	SW846 8260B
1,1,2-Trichloro-1,2,2-trifluoroethane	ND	250	ug/kg	SW846 8260B
1,2,4-Trimethylbenzene	ND	250	ug/kg	SW846 8260B
Vinyl acetate	ND	500	ug/kg	SW846 8260B
Vinyl chloride	ND	250	ug/kg	SW846 8260B
o-Xylene	ND	250	ug/kg	SW846 8260B
Xylenes (total)	ND	500	ug/kg	SW846 8260B
Methyl tert-butyl ether	ND	500	ug/kg	SW846 8260B
m-Xylene & p-Xylene	ND	500	ug/kg	SW846 8260B
1,2,3-Trimethylbenzene	ND	250	ug/kg	SW846 8260B
Diisopropyl Ether (DIPE)	ND	500	ug/kg	SW846 8260B
Ethyl-t-Butyl Ether (ETBE	ND	250	ug/kg	SW846 8260B
Tert-amyl methyl ether (T	ND	250	ug/kg	SW846 8260B

SURROGATE	PERCENT RECOVERY	RECOVERY LIMITS
Dibromofluoromethane	99	(59 - 138)
1,2-Dichloroethane-d4	110	(61 - 130)
Toluene-d8	103	(60 - 143)
4-Bromofluorobenzene	98	(47 - 158)

NOTE(S):

Calculations are performed before rounding to avoid round-off errors in calculated results.

J Estimated result. Result is less than RL.

METHOD BLANK REPORT

GC/MS Volatiles

Client Lot #...: 7K29236 **Work Order #...:** KDKDW1AA **Matrix.....:** SOLID
MB Lot-Sample #: A7L060000-186

Prep Date.....: 12/05/07 **Final Wgt/Vol..:** 5 mL
Analysis Date..: 12/05/07 **Prep Batch #...:** 7340186
Dilution Factor: 1 **Initial Wgt/Vol:** 5 g

PARAMETER	RESULT	REPORTING LIMIT	UNITS	METHOD
Bromobenzene	ND	5.0	ug/kg	SW846 8260B
Bromochloromethane	ND	5.0	ug/kg	SW846 8260B
n-Butylbenzene	**0.81 J**	**5.0**	**ug/kg**	**SW846 8260B**
sec-Butylbenzene	ND	5.0	ug/kg	SW846 8260B
tert-Butylbenzene	ND	5.0	ug/kg	SW846 8260B
1,2-Dibromo-3-chloro-propane	ND	10	ug/kg	SW846 8260B
2-Chloroethyl vinyl ether	ND	10	ug/kg	SW846 8260B
2-Chlorotoluene	ND	5.0	ug/kg	SW846 8260B
4-Chlorotoluene	ND	5.0	ug/kg	SW846 8260B
1,2-Dibromoethane	ND	5.0	ug/kg	SW846 8260B
Dibromomethane	ND	5.0	ug/kg	SW846 8260B
1,2-Dichlorobenzene	ND	5.0	ug/kg	SW846 8260B
1,3-Dichlorobenzene	ND	5.0	ug/kg	SW846 8260B
1,4-Dichlorobenzene	ND	5.0	ug/kg	SW846 8260B
Dichlorodifluoromethane	ND	5.0	ug/kg	SW846 8260B
cis-1,2-Dichloroethylene	ND	5.0	ug/kg	SW846 8260B
trans-1,2-Dichloroethylen	ND	5.0	ug/kg	SW846 8260B
1,3-Dichloropropane	ND	5.0	ug/kg	SW846 8260B
2,2-Dichloropropane	ND	5.0	ug/kg	SW846 8260B
1,1-Dichloropropene	ND	5.0	ug/kg	SW846 8260B
Trichlorofluoromethane	ND	5.0	ug/kg	SW846 8260B
Hexachlorobutadiene	ND	5.0	ug/kg	SW846 8260B
Isopropylbenzene	ND	5.0	ug/kg	SW846 8260B
p-Isopropyltoluene	ND	5.0	ug/kg	SW846 8260B
tert-Butyl alcohol	ND	100	ug/kg	SW846 8260B
Naphthalene	**0.64 J**	**5.0**	**ug/kg**	**SW846 8260B**
n-Propylbenzene	ND	5.0	ug/kg	SW846 8260B
1,1,1,2-Tetrachloroethane	ND	5.0	ug/kg	SW846 8260B
1,2,3-Trichlorobenzene	ND	5.0	ug/kg	SW846 8260B
1,2,4-Trichloro-benzene	**0.30 J**	**5.0**	**ug/kg**	**SW846 8260B**
1,2,3-Trichloropropane	ND	5.0	ug/kg	SW846 8260B
1,1,2-Trichloro-1,2,2-trifluoroethane	ND	5.0	ug/kg	SW846 8260B
1,2,4-Trimethylbenzene	ND	5.0	ug/kg	SW846 8260B
Vinyl acetate	ND	10	ug/kg	SW846 8260B
o-Xylene	ND	5.0	ug/kg	SW846 8260B
Methyl tert-butyl ether	ND	10	ug/kg	SW846 8260B
m-Xylene & p-Xylene	ND	10	ug/kg	SW846 8260B
1,2,3-Trimethylbenzene	ND	5.0	ug/kg	SW846 8260B

(Continued on next page)

METHOD BLANK REPORT

GC/MS Volatiles

Client Lot #...: 7K29236 **Work Order #...:** KDKDW1AA **Matrix.....:** SOLID

PARAMETER	RESULT	REPORTING LIMIT	UNITS	METHOD
Diisopropyl Ether (DIPE)	ND	10	ug/kg	SW846 8260B
Ethyl-t-Butyl Ether (ETBE	ND	5.0	ug/kg	SW846 8260B
Tert-amyl methyl ether (T	ND	5.0	ug/kg	SW846 8260B
Chloromethane	ND	5.0	ug/kg	SW846 8260B
Bromomethane	ND	5.0	ug/kg	SW846 8260B
Vinyl chloride	ND	5.0	ug/kg	SW846 8260B
Chloroethane	ND	5.0	ug/kg	SW846 8260B
Methylene chloride	**3.2 J**	**5.0**	**ug/kg**	**SW846 8260B**
Acetone	ND	10	ug/kg	SW846 8260B
Carbon disulfide	ND	5.0	ug/kg	SW846 8260B
1,1-Dichloroethene	ND	5.0	ug/kg	SW846 8260B
1,1-Dichloroethane	ND	5.0	ug/kg	SW846 8260B
Chloroform	ND	5.0	ug/kg	SW846 8260B
1,2-Dichloroethane	ND	5.0	ug/kg	SW846 8260B
2-Butanone	ND	10	ug/kg	SW846 8260B
1,1,1-Trichloroethane	ND	5.0	ug/kg	SW846 8260B
Carbon tetrachloride	ND	5.0	ug/kg	SW846 8260B
Bromodichloromethane	ND	5.0	ug/kg	SW846 8260B
1,2-Dichloropropane	ND	5.0	ug/kg	SW846 8260B
cis-1,3-Dichloropropene	ND	5.0	ug/kg	SW846 8260B
Trichloroethene	ND	5.0	ug/kg	SW846 8260B
Dibromochloromethane	ND	5.0	ug/kg	SW846 8260B
Benzene	ND	5.0	ug/kg	SW846 8260B
trans-1,3-Dichloropropene	ND	5.0	ug/kg	SW846 8260B
Bromoform	ND	5.0	ug/kg	SW846 8260B
4-Methyl-2-pentanone	ND	10	ug/kg	SW846 8260B
2-Hexanone	ND	10	ug/kg	SW846 8260B
Tetrachloroethene	ND	5.0	ug/kg	SW846 8260B
1,1,2,2-Tetrachloroethane	ND	5.0	ug/kg	SW846 8260B
Toluene	ND	5.0	ug/kg	SW846 8260B
Chlorobenzene	ND	5.0	ug/kg	SW846 8260B
Ethylbenzene	ND	5.0	ug/kg	SW846 8260B
Styrene	ND	5.0	ug/kg	SW846 8260B
Xylenes (total)	ND	10	ug/kg	SW846 8260B

SURROGATE	PERCENT RECOVERY	RECOVERY LIMITS
Dibromofluoromethane	76	(59 - 138)
1,2-Dichloroethane-d4	84	(61 - 130)
Toluene-d8	81	(60 - 143)
4-Bromofluorobenzene	85	(47 - 158)

NOTE(S):

Calculations are performed before rounding to avoid round-off errors in calculated results.

J Estimated result. Result is less than RL.

METHOD BLANK REPORT

GC/MS Volatiles

Client Lot #...: 7K29236
MB Lot-Sample #: A7L070000-278

Work Order #...: KDNR31AA

Matrix.....: SOLID

Analysis Date..: 12/06/07
Dilution Factor: 1

Prep Date.....: 12/06/07
Prep Batch #...: 7341278
Initial Wgt/Vol: 5 g

Final Wgt/Vol..: 5 mL

PARAMETER	RESULT	REPORTING LIMIT	UNITS	METHOD
Bromobenzene	ND	5.0	ug/kg	SW846 8260B
Bromochloromethane	ND	5.0	ug/kg	SW846 8260B
n-Butylbenzene	ND	5.0	ug/kg	SW846 8260B
sec-Butylbenzene	ND	5.0	ug/kg	SW846 8260B
tert-Butylbenzene	ND	5.0	ug/kg	SW846 8260B
1,2-Dibromo-3-chloro-propane	ND	10	ug/kg	SW846 8260B
2-Chloroethyl vinyl ether	ND	10	ug/kg	SW846 8260B
2-Chlorotoluene	ND	5.0	ug/kg	SW846 8260B
4-Chlorotoluene	ND	5.0	ug/kg	SW846 8260B
1,2-Dibromoethane	ND	5.0	ug/kg	SW846 8260B
Dibromomethane	ND	5.0	ug/kg	SW846 8260B
1,2-Dichlorobenzene	ND	5.0	ug/kg	SW846 8260B
1,3-Dichlorobenzene	ND	5.0	ug/kg	SW846 8260B
1,4-Dichlorobenzene	ND	5.0	ug/kg	SW846 8260B
Dichlorodifluoromethane	ND	5.0	ug/kg	SW846 8260B
cis-1,2-Dichloroethylene	ND	5.0	ug/kg	SW846 8260B
trans-1,2-Dichloroethylen	ND	5.0	ug/kg	SW846 8260B
1,3-Dichloropropane	ND	5.0	ug/kg	SW846 8260B
2,2-Dichloropropane	ND	5.0	ug/kg	SW846 8260B
1,1-Dichloropropene	ND	5.0	ug/kg	SW846 8260B
Trichlorofluoromethane	ND	5.0	ug/kg	SW846 8260B
Hexachlorobutadiene	ND	5.0	ug/kg	SW846 8260B
Isopropylbenzene	ND	5.0	ug/kg	SW846 8260B
p-Isopropyltoluene	ND	5.0	ug/kg	SW846 8260B
tert-Butyl alcohol	ND	100	ug/kg	SW846 8260B
Naphthalene	**0.59 J**	**5.0**	**ug/kg**	**SW846 8260B**
n-Propylbenzene	ND	5.0	ug/kg	SW846 8260B
1,1,1,2-Tetrachloroethane	ND	5.0	ug/kg	SW846 8260B
1,2,3-Trichlorobenzene	ND	5.0	ug/kg	SW846 8260B
1,2,4-Trichloro-benzene	ND	5.0	ug/kg	SW846 8260B
1,2,3-Trichloropropane	ND	5.0	ug/kg	SW846 8260B
1,1,2-Trichloro-1,2,2-trifluoroethane	ND	5.0	ug/kg	SW846 8260B
1,2,4-Trimethylbenzene	**0.73 J**	**5.0**	**ug/kg**	**SW846 8260B**
Vinyl acetate	ND	10	ug/kg	SW846 8260B
o-Xylene	ND	5.0	ug/kg	SW846 8260B
Methyl tert-butyl ether	ND	10	ug/kg	SW846 8260B
m-Xylene & p-Xylene	ND	10	ug/kg	SW846 8260B
1,2,3-Trimethylbenzene	ND	5.0	ug/kg	SW846 8260B

(Continued on next page)

METHOD BLANK REPORT

GC/MS Volatiles

Client Lot #...: 7K29236 **Work Order #...:** KDNR31AA **Matrix.....:** SOLID

PARAMETER	RESULT	REPORTING LIMIT	UNITS	METHOD
Diisopropyl Ether (DIPE)	ND	10	ug/kg	SW846 8260B
Ethyl-t-Butyl Ether (ETBE	ND	5.0	ug/kg	SW846 8260B
Tert-amyl methyl ether (T	ND	5.0	ug/kg	SW846 8260B
Chloromethane	ND	5.0	ug/kg	SW846 8260B
Bromomethane	ND	5.0	ug/kg	SW846 8260B
Vinyl chloride	ND	5.0	ug/kg	SW846 8260B
Chloroethane	ND	5.0	ug/kg	SW846 8260B
Methylene chloride	**2.9 J**	**5.0**	**ug/kg**	**SW846 8260B**
Acetone	ND	10	ug/kg	SW846 8260B
Carbon disulfide	ND	5.0	ug/kg	SW846 8260B
1,1-Dichloroethene	ND	5.0	ug/kg	SW846 8260B
1,1-Dichloroethane	ND	5.0	ug/kg	SW846 8260B
Chloroform	ND	5.0	ug/kg	SW846 8260B
1,2-Dichloroethane	ND	5.0	ug/kg	SW846 8260B
2-Butanone	ND	10	ug/kg	SW846 8260B
1,1,1-Trichloroethane	ND	5.0	ug/kg	SW846 8260B
Carbon tetrachloride	ND	5.0	ug/kg	SW846 8260B
Bromodichloromethane	ND	5.0	ug/kg	SW846 8260B
1,2-Dichloropropane	ND	5.0	ug/kg	SW846 8260B
cis-1,3-Dichloropropene	ND	5.0	ug/kg	SW846 8260B
Trichloroethene	ND	5.0	ug/kg	SW846 8260B
Dibromochloromethane	ND	5.0	ug/kg	SW846 8260B
Benzene	ND	5.0	ug/kg	SW846 8260B
trans-1,3-Dichloropropene	ND	5.0	ug/kg	SW846 8260B
Bromoform	ND	5.0	ug/kg	SW846 8260B
4-Methyl-2-pentanone	ND	10	ug/kg	SW846 8260B
2-Hexanone	ND	10	ug/kg	SW846 8260B
Tetrachloroethene	ND	5.0	ug/kg	SW846 8260B
1,1,2,2-Tetrachloroethane	ND	5.0	ug/kg	SW846 8260B
Toluene	ND	5.0	ug/kg	SW846 8260B
Chlorobenzene	ND	5.0	ug/kg	SW846 8260B
Ethylbenzene	ND	5.0	ug/kg	SW846 8260B
Styrene	ND	5.0	ug/kg	SW846 8260B
Xylenes (total)	ND	10	ug/kg	SW846 8260B

SURROGATE	PERCENT RECOVERY	RECOVERY LIMITS
Dibromofluoromethane	87	(59 - 138)
1,2-Dichloroethane-d4	94	(61 - 130)
Toluene-d8	86	(60 - 143)
4-Bromofluorobenzene	85	(47 - 158)

NOTE(S):

Calculations are performed before rounding to avoid round-off errors in calculated results.

J Estimated result. Result is less than RL.

METHOD BLANK REPORT

GC/MS Volatiles

Client Lot #...: 7K29236 **Work Order #...:** KDRQ91AA **Matrix.....:** SOLID
MB Lot-Sample #: A7L080000-120

Prep Date.....: 12/07/07 **Final Wgt/Vol..:** 5 mL
Analysis Date..: 12/07/07 **Prep Batch #...:** 7342120
Dilution Factor: 1 **Initial Wgt/Vol:** 5 g

PARAMETER	RESULT	REPORTING LIMIT	UNITS	METHOD
Bromobenzene	ND	5.0	ug/kg	SW846 8260B
Bromochloromethane	ND	5.0	ug/kg	SW846 8260B
n-Butylbenzene	ND	5.0	ug/kg	SW846 8260B
sec-Butylbenzene	ND	5.0	ug/kg	SW846 8260B
tert-Butylbenzene	ND	5.0	ug/kg	SW846 8260B
1,2-Dibromo-3-chloro-propane	ND	10	ug/kg	SW846 8260B
2-Chloroethyl vinyl ether	ND	10	ug/kg	SW846 8260B
2-Chlorotoluene	ND	5.0	ug/kg	SW846 8260B
4-Chlorotoluene	ND	5.0	ug/kg	SW846 8260B
1,2-Dibromoethane	ND	5.0	ug/kg	SW846 8260B
Dibromomethane	ND	5.0	ug/kg	SW846 8260B
1,2-Dichlorobenzene	ND	5.0	ug/kg	SW846 8260B
1,3-Dichlorobenzene	ND	5.0	ug/kg	SW846 8260B
1,4-Dichlorobenzene	ND	5.0	ug/kg	SW846 8260B
Dichlorodifluoromethane	ND	5.0	ug/kg	SW846 8260B
cis-1,2-Dichloroethylene	ND	5.0	ug/kg	SW846 8260B
trans-1,2-Dichloroethylen	ND	5.0	ug/kg	SW846 8260B
1,3-Dichloropropane	ND	5.0	ug/kg	SW846 8260B
2,2-Dichloropropane	ND	5.0	ug/kg	SW846 8260B
1,1-Dichloropropene	ND	5.0	ug/kg	SW846 8260B
Trichlorofluoromethane	ND	5.0	ug/kg	SW846 8260B
Hexachlorobutadiene	ND	5.0	ug/kg	SW846 8260B
Isopropylbenzene	ND	5.0	ug/kg	SW846 8260B
p-Isopropyltoluene	ND	5.0	ug/kg	SW846 8260B
tert-Butyl alcohol	ND	100	ug/kg	SW846 8260B
Naphthalene	**0.58 J**	**5.0**	**ug/kg**	**SW846 8260B**
n-Propylbenzene	ND	5.0	ug/kg	SW846 8260B
1,1,1,2-Tetrachloroethane	ND	5.0	ug/kg	SW846 8260B
1,2,3-Trichlorobenzene	**0.39 J**	**5.0**	**ug/kg**	**SW846 8260B**
1,2,4-Trichloro-benzene	**0.28 J**	**5.0**	**ug/kg**	**SW846 8260B**
1,2,3-Trichloropropane	ND	5.0	ug/kg	SW846 8260B
1,1,2-Trichloro-1,2,2-trifluoroethane	ND	5.0	ug/kg	SW846 8260B
1,2,4-Trimethylbenzene	**0.76 J**	**5.0**	**ug/kg**	**SW846 8260B**
Vinyl acetate	ND	10	ug/kg	SW846 8260B
o-Xylene	ND	5.0	ug/kg	SW846 8260B
Methyl tert-butyl ether	ND	10	ug/kg	SW846 8260B
m-Xylene & p-Xylene	ND	10	ug/kg	SW846 8260B
1,2,3-Trimethylbenzene	ND	5.0	ug/kg	SW846 8260B

(Continued on next page)

METHOD BLANK REPORT

GC/MS Volatiles

Client Lot #...: 7K29236 **Work Order #...:** KDRQ91AA **Matrix.....:** SOLID

PARAMETER	RESULT	REPORTING LIMIT	UNITS	METHOD
Diisopropyl Ether (DIPE)	ND	10	ug/kg	SW846 8260B
Ethyl-t-Butyl Ether (ETBE	ND	5.0	ug/kg	SW846 8260B
Tert-amyl methyl ether (T	ND	5.0	ug/kg	SW846 8260B
Chloromethane	ND	5.0	ug/kg	SW846 8260B
Bromomethane	ND	5.0	ug/kg	SW846 8260B
Vinyl chloride	ND	5.0	ug/kg	SW846 8260B
Chloroethane	ND	5.0	ug/kg	SW846 8260B
Methylene chloride	**10**	**5.0**	**ug/kg**	**SW846 8260B**
Acetone	ND	10	ug/kg	SW846 8260B
Carbon disulfide	ND	5.0	ug/kg	SW846 8260B
1,1-Dichloroethene	ND	5.0	ug/kg	SW846 8260B
1,1-Dichloroethane	ND	5.0	ug/kg	SW846 8260B
Chloroform	ND	5.0	ug/kg	SW846 8260B
1,2-Dichloroethane	ND	5.0	ug/kg	SW846 8260B
2-Butanone	ND	10	ug/kg	SW846 8260B
1,1,1-Trichloroethane	ND	5.0	ug/kg	SW846 8260B
Carbon tetrachloride	ND	5.0	ug/kg	SW846 8260B
Bromodichloromethane	ND	5.0	ug/kg	SW846 8260B
1,2-Dichloropropane	ND	5.0	ug/kg	SW846 8260B
cis-1,3-Dichloropropene	ND	5.0	ug/kg	SW846 8260B
Trichloroethene	ND	5.0	ug/kg	SW846 8260B
Dibromochloromethane	ND	5.0	ug/kg	SW846 8260B
Benzene	ND	5.0	ug/kg	SW846 8260B
trans-1,3-Dichloropropene	ND	5.0	ug/kg	SW846 8260B
Bromoform	ND	5.0	ug/kg	SW846 8260B
4-Methyl-2-pentanone	ND	10	ug/kg	SW846 8260B
2-Hexanone	ND	10	ug/kg	SW846 8260B
Tetrachloroethene	ND	5.0	ug/kg	SW846 8260B
1,1,2,2-Tetrachloroethane	ND	5.0	ug/kg	SW846 8260B
Toluene	ND	5.0	ug/kg	SW846 8260B
Chlorobenzene	ND	5.0	ug/kg	SW846 8260B
Ethylbenzene	ND	5.0	ug/kg	SW846 8260B
Styrene	ND	5.0	ug/kg	SW846 8260B
Xylenes (total)	ND	10	ug/kg	SW846 8260B

SURROGATE	PERCENT RECOVERY	RECOVERY LIMITS
Dibromofluoromethane	80	(59 - 138)
1,2-Dichloroethane-d4	85	(61 - 130)
Toluene-d8	83	(60 - 143)
4-Bromofluorobenzene	85	(47 - 158)

NOTE(S):

Calculations are performed before rounding to avoid round-off errors in calculated results.

J Estimated result. Result is less than RL.

8A
VOLATILE INTERNAL STANDARD AREA SUMMARY

Lab Name: TESTAMERICA-NORTH CANTON Contract:

Lab Code: TALCAN Case No.: SAS No.: SDG No.: 7K29236

Lab File ID (Standard): UX86537 Date Analyzed: 12/05/07

Instrument ID: A3UX8A Time Analyzed: 1616

Matrix: (soil/water) SOIL Level: (low/med) LOW Column: (pack/cap) CAP

		IS1 AREA #	RT	IS2 (CBZ) AREA #	RT	IS3 (DCB) AREA #	RT
	12 HOUR STD	1358793	5.31	1127582	7.85	533418	10.05
	UPPER LIMIT	2717586	5.81	2255164	8.35	1066836	10.55
	LOWER LIMIT	679397	4.81	563791	7.35	266709	9.55
	EPA SAMPLE NO.						
01	KDKDW-CHK	1291216	5.31	1053743	7.85	506663	10.05
02	KDKDW-CKDUP	1270157	5.31	1047690	7.85	500921	10.04
03	KDKDW-BLK	1237532	5.31	1005420	7.85	443036	10.04
04	SB-501-0406	1285625	5.31	1040658	7.85	477707	10.05
05	SB-501-0810	1266298	5.31	1012368	7.85	450215	10.05
06	SB-502-0810	1260447	5.31	1014229	7.85	461939	10.05
07	SB-500-0001	1182669	5.31	955064	7.85	411210	10.05
08	SB-500-0406	1188990	5.31	967842	7.85	435502	10.05
09	SB-500-0810	1132050	5.31	911432	7.85	392304	10.05
10	SB-501-0001	1160589	5.31	927227	7.85	351918	10.04
11	SB-502-0001	1150204	5.31	925102	7.85	359226	10.05
12	SB-502-0406	1118677	5.31	909898	7.85	381208	10.05
13	SB-503-0001	1032935	5.31	747124	7.85	221868*	10.05
14	SB-503-0406	1178540	5.31	959083	7.85	409080	10.04
15	SB-503-1012	1083445	5.31	899215	7.85	382052	10.05
16	SB-504-0001	1157605	5.31	934737	7.85	371236	10.05
17	SB-504-0406	1106456	5.31	866522	7.85	361869	10.05
18	SB-504-0810	1071967	5.31	855357	7.85	333846	10.04
19	SB-505-0001	1119757	5.31	896534	7.85	375644	10.05
20	SB-505-0406	1051223	5.31	863001	7.85	366319	10.05
21	SB-505-0810	1078834	5.31	880025	7.85	378836	10.04
22	DUP-01	1079064	5.31	893968	7.85	388835	10.04

IS1 = Fluorobenzene
IS2 (CBZ) = Chlorobenzene-d5
IS3 (DCB) = 1,4-Dichlorobenzene-d4

UPPER LIMIT = +100% of internal standard area.
LOWER LIMIT = - 50% of internal standard area.

Column used to flag internal standard area values with an asterisk.

5A
VOLATILE ORGANIC GC/MS TUNING AND MASS CALIBRATION - BROMOFLUOROBENZENE (BFB)

Lab Name: TESTAMERICA-NORTH CANTON Contract:

Lab Code: TALCAN Case No.: SAS No.: SDG No.: 7K29236

Lab File ID: BFB8251 BFB Injection Date: 12/03/07

Instrument ID: A3UX8A BFB Injection Time: 1653

Matrix: (soil/water) SOIL Level: (low/med) LOW Column: (pack/cap) CAP

m/e	ION ABUNDANCE CRITERIA	% RELATIVE ABUNDANCE
50	15.0 - 40.0% of mass 95	20.0
75	30.0 - 60.0% of mass 95	42.7
95	Base Peak, 100% relative abundance	100.0
96	5.0 - 9.0% of mass 95	6.7
173	Less than 2.0% of mass 174	0.0 (0.0)1
174	50.0 - 100.0% of mass 95	96.3
175	5.0 - 9.0% of mass 174	7.3 (7.6)1
176	Greater than 95.0%, but less than 101.0% of mass 174	92.1 (95.7)1
177	5.0 - 9.0% of mass 176	6.3 (6.9)2

1-Value is % of mass 174 2-Value is % of mass 176

THIS TUNE APPLIES TO THE FOLLOWING SAMPLES, MS, MSD, BLANKS, AND STANDARDS:

	EPA SAMPLE NO.	LAB SAMPLE ID	LAB FILE ID	DATE ANALYZED	TIME ANALYZED
01	VSTD200	1000NG-IC	UX86475	12/03/07	1741
02	VSTD100	500NG-IC	UX86476	12/03/07	1803
03	VSTD050	250NG-IC	UX86477	12/03/07	1824
04	VSTD020	100NG-IC	UX86478	12/03/07	1845
05	VSTD010	50NG-IC	UX86479	12/03/07	1907
06	VSTD005	25NG-IC	UX86480	12/03/07	1928
07	VSTD002	10NG-IC	UX86481	12/03/07	1949
08	VSTD001	5NG-IC	UX86482	12/03/07	2010
09	VSTD200	1000NG-A9IC	UX86483	12/03/07	2032
10	VSTD100	500NG-A9IC	UX86484	12/03/07	2053
11	VSTD050	250NG-A9IC	UX86485	12/03/07	2114
12	VSTD020	100NG-A9IC	UX86486	12/03/07	2135
13	VSTD010	50NG-A9IC	UX86487	12/03/07	2157
14	VSTD005	25NG-A9IC	UX86488	12/03/07	2218
15					
16					
17					
18					
19					
20					
21					
22					

Report Date : 04-Dec-2007 11:19

TestAmerica North Canton

INITIAL CALIBRATION DATA

Start Cal Date : 03-DEC-2007 17:41
End Cal Date : 03-DEC-2007 22:18
Quant Method : ISTD
Origin : Disabled
Target Version : 4.14
Integrator : HP RTE
Method file : \\cansvr11\dd\chem\MSV\a3ux8a.i\M71203A-IC.b\8260SUX8.m
Last Edit : 04-Dec-2007 10:57 latat
Curve Type : Average

Compound	5.000 Level 1	10.000 Level 2	25.000 Level 3	50.000 Level 4	100.000 Level 5	250.000 Level 6	RRF	% RSD
	500.000 Level 7	1000.000 Level 8						
16 Acetone	+++++	0.17215	0.11926	0.08989	0.06885	0.07459		
	0.06383	0.06354					0.09316	42.949
17 1,1-Dichloroethene	0.25959	0.22133	0.29998	0.27027	0.25001	0.28098		
	0.27860	0.28925					0.26875	9.252
18 Freon-113	0.18942	0.18237	0.25477	0.23682	0.21996	0.25341		
	0.25544	0.27270					0.23311	14.151
19 Iodomethane	0.59710	0.51024	0.56918	0.53786	0.49226	0.56663		
	0.55246	0.58047					0.55077	6.457
20 Carbon Disulfide	0.77743	0.60282	0.75372	0.71834	0.64477	0.74726		
	0.72750	0.77610					0.71849	8.764
21 Methylene Chloride	+++++	0.57567	0.40320	0.32319	0.26736	0.27872		
	0.26015	0.26757					0.33941	34.121
22 Acetonitrile	0.03459	0.03541	0.03370	0.02662	0.02533	0.02792		
	0.02393	0.02460					0.02901	16.471
23 Acrylonitrile	0.08074	0.08302	0.08829	0.07243	0.07206	0.08206		
	0.07428	0.07537					0.07853	7.454
24 Methyl tert-butyl ether	0.65105	0.54484	0.60618	0.56056	0.51978	0.61185		
	0.58568	0.60701					0.58587	7.206
25 trans-1,2-Dichloroethene	0.34570	0.28932	0.33076	0.31707	0.29214	0.32846		
	0.31940	0.33441					0.31966	6.236
26 Hexane	0.07055	0.04981	0.07963	0.07464	0.06459	0.07090		
	0.07992	0.08187					0.07149	14.707

Report Date : 04-Dec-2007 11:19

TestAmerica North Canton

INITIAL CALIBRATION DATA

Start Cal Date : 03-DEC-2007 17:41
End Cal Date : 03-DEC-2007 22:18
Quant Method : ISTD
Origin : Disabled
Target Version : 4.14
Integrator : HP RTE
Method file : \\cansvr11\dd\chem\MSV\a3ux8a.i\M71203A-IC.b\8260SUX8.m
Last Edit : 04-Dec-2007 10:57 latat
Curve Type : Average

	Compound	5.000 Level 1	10.000 Level 2	25.000 Level 3	50.000 Level 4	100.000 Level 5	250.000 Level 6	RRF	% RSD
		500.000 Level 7	1000.000 Level 8						
	27 Vinyl acetate	0.30723	0.32032	0.34975	0.32264	0.32269	0.36869		
		0.37374	0.38723					0.34403	8.664
	28 1,1-Dichloroethane	0.47340	0.40358	0.43838	0.42272	0.38837	0.43150		
		0.42556	0.44585					0.42867	6.043
	29 tert-Butyl Alcohol	0.02113	0.01928	0.02019	0.01766	0.01584	0.01966		
		0.01692	0.01692					0.01845	10.140
	30 2-Butanone	0.15340	0.14173	0.13334	0.09839	0.08315	0.09755		
		0.09126	0.09011					0.11112	24.488
M	31 1,2-Dichloroethene (total)	0.34779	0.30290	0.33603	0.31680	0.28987	0.32576		
		0.31737	0.33347					0.32125	5.823
	32 cis-1,2-dichloroethene	0.34988	0.31649	0.34131	0.31652	0.28759	0.32306		
		0.31534	0.33253					0.32284	5.906
	33 2,2-Dichloropropane	0.33060	0.24467	0.31658	0.31306	0.28531	0.32717		
		0.32302	0.33579					0.30952	9.831
	34 Bromochloromethane	0.21058	0.16922	0.19111	0.18045	0.16612	0.18688		
		0.18064	0.19136					0.18454	7.605
	35 Chloroform	0.50130	0.39856	0.46431	0.43421	0.39823	0.45353		
		0.44224	0.46945					0.44523	7.910
	36 Tetrahydrofuran	0.14958	0.12567	0.08629	0.06840	0.06104	0.06895		
		0.06402	0.06137					0.08567	39.286
	37 1,1,1-Trichloroethane	0.44815	0.35779	0.46662	0.45446	0.41251	0.47487		
		0.47723	0.49891					0.44882	9.946

5A
VOLATILE ORGANIC GC/MS TUNING AND MASS CALIBRATION - BROMOFLUOROBENZENE (BFB)

Lab Name: TESTAMERICA-NORTH CANTON Contract:

Lab Code: TALCAN Case No.: SAS No.: SDG No.: 7K29236

Lab File ID: BFB8256 BFB Injection Date: 12/05/07

Instrument ID: A3UX8A BFB Injection Time: 1534

Matrix: (soil/water) SOIL Level: (low/med) LOW Column: (pack/cap) CAP

m/e	ION ABUNDANCE CRITERIA	% RELATIVE ABUNDANCE
50	15.0 - 40.0% of mass 95	19.1
75	30.0 - 60.0% of mass 95	43.2
95	Base Peak, 100% relative abundance	100.0
96	5.0 - 9.0% of mass 95	7.2
173	Less than 2.0% of mass 174	0.0 (0.0)1
174	50.0 - 100.0% of mass 95	81.7
175	5.0 - 9.0% of mass 174	6.4 (7.8)1
176	Greater than 95.0%, but less than 101.0% of mass 174	77.8 (95.2)1
177	5.0 - 9.0% of mass 176	5.3 (6.8)2

1-Value is % of mass 174 2-Value is % of mass 176

THIS TUNE APPLIES TO THE FOLLOWING SAMPLES, MS, MSD, BLANKS, AND STANDARDS:

	EPA SAMPLE NO.	LAB SAMPLE ID	LAB FILE ID	DATE ANALYZED	TIME ANALYZED
01	VSTD050	250NG-CC	UX86537	12/05/07	1616
02	VSTD050	250NG-A9CC	UX86538	12/05/07	1638
03	KDKDW-CHK	KDKDW1AC	UX86539	12/05/07	1659
04	KDKDW-CKDUP	KDKDW1AD	UX86540	12/05/07	1721
05	KDKDW-BLK	KDKDW1AA	UX86541	12/05/07	1742
06	SB-501-0406	KC4TQ1AG	UX86544	12/05/07	1846
07	SB-501-0810	KC4TT1AG	UX86545	12/05/07	1908
08	SB-502-0810	KC4T41AG	UX86546	12/05/07	1929
09	SB-500-0001	KC3971AC	UX86547	12/05/07	1951
10	SB-500-0406	KC4TG1AG	UX86548	12/05/07	2012
11	SB-500-0810	KC4TJ1AG	UX86549	12/05/07	2034
12	SB-501-0001	KC4TL1AG	UX86550	12/05/07	2055
13	SB-502-0001	KC4T01AG	UX86551	12/05/07	2116
14	SB-502-0406	KC4T21AG	UX86552	12/05/07	2138
15	SB-503-0001	KC4T71AG	UX86553	12/05/07	2159
16	SB-503-0406	KC4T91AG	UX86554	12/05/07	2220
17	SB-503-1012	KC4VC1AG	UX86555	12/05/07	2242
18	SB-504-0001	KC4VE1AG	UX86556	12/05/07	2303
19	SB-504-0406	KC4VJ1AG	UX86557	12/05/07	2324
20	SB-504-0810	KC4VK1AG	UX86558	12/05/07	2346
21	SB-505-0001	KC4VM1AG	UX86559	12/06/07	0007
22	SB-505-0406	KC4VQ1AG	UX86560	12/06/07	0028

5A
VOLATILE ORGANIC GC/MS TUNING AND MASS CALIBRATION - BROMOFLUOROBENZENE (BFB)

Lab Name: TESTAMERICA-NORTH CANTON Contract:

Lab Code: TALCAN Case No.: SAS No.: SDG No.: 7K29236

Lab File ID: BFB8256 BFB Injection Date: 12/05/07

Instrument ID: A3UX8A BFB Injection Time: 1534

Matrix: (soil/water) SOIL Level: (low/med) LOW Column: (pack/cap) CAP

m/e	ION ABUNDANCE CRITERIA	% RELATIVE ABUNDANCE
50	15.0 - 40.0% of mass 95	19.1
75	30.0 - 60.0% of mass 95	43.2
95	Base Peak, 100% relative abundance	100.0
96	5.0 - 9.0% of mass 95	7.2
173	Less than 2.0% of mass 174	0.0 (0.0)1
174	50.0 - 100.0% of mass 95	81.7
175	5.0 - 9.0% of mass 174	6.4 (7.8)1
176	Greater than 95.0%, but less than 101.0% of mass 174	77.8 (95.2)1
177	5.0 - 9.0% of mass 176	5.3 (6.8)2

1-Value is % of mass 174 2-Value is % of mass 176

THIS TUNE APPLIES TO THE FOLLOWING SAMPLES, MS, MSD, BLANKS, AND STANDARDS:

	EPA SAMPLE NO.	LAB SAMPLE ID	LAB FILE ID	DATE ANALYZED	TIME ANALYZED
01	SB-505-0810	KC4VR1AG	UX86561	12/06/07	0050
02	DUP-01	KC4VW1AG	UX86562	12/06/07	0111
03	SB-506-0001	KC4V31AG	UX86563	12/06/07	0132
04	SB-506-0406	KC4V51AG	UX86564	12/06/07	0154
05	SB-506-0810	KC4V61AG	UX86565	12/06/07	0215
06					
07					
08					
09					
10					
11					
12					
13					
14					
15					
16					
17					
18					
19					
20					
21					
22					

Data File: \\cansvr11\dd\chem\MSV\a3ux8a.i\M71205A.b\UX86537.D
Report Date: 05-Dec-2007 17:21

TestAmerica North Canton

CONTINUING CALIBRATION COMPOUNDS

Instrument ID: a3ux8a.i Injection Date: 05-DEC-2007 16:16
Lab File ID: UX86537.D Init. Cal. Date(s): 03-DEC-2007 03-DEC-2007
Analysis Type: SOIL Init. Cal. Times: 17:41 22:18
Lab Sample ID: 250NG-CC Quant Type: ISTD
Method: \\cansvr11\dd\chem\MSV\a3ux8a.i\M71205A.b\8260SUX8.m

COMPOUND	RRF / AMOUNT	RF250	CCAL RRF250	MIN RRF	%D / %DRIFT	MAX %D / %DRIFT	CURVE TYPE	
$ 4 Dibromofluoromethane	0.30470	0.24256	0.24256	0.010	20.39352	50.00000	Averaged	
$ 5 1,2-Dichloroethane-d4	250	214	0.18986	0.010	14.44957	0.000e+000	Wt Linear	
$ 6 Toluene-d8	1.00069	0.85295	0.85295	0.010	14.76425	50.00000	Averaged	
$ 7 Bromofluorobenzene	250	230	0.38788	0.010	8.17577	0.000e+000	Wt Linear	
8 Dichlorodifluoromethane	250	245	0.20421	0.010	2.04574	0.000e+000	Wt Linear	
9 Chloromethane	0.23796	0.24124	0.24124	0.100	-1.37659	50.00000	Averaged	
10 Vinyl Chloride	0.20873	0.20493	0.20493	0.010	1.82023	20.00000	Averaged	
11 Bromomethane	0.13546	0.12729	0.12729	0.010	6.02813	50.00000	Averaged	
12 Chloroethane	0.11760	0.11342	0.11342	0.010	3.55681	50.00000	Averaged	
13 Trichlorofluoromethane	250	237	0.32950	0.010	5.10698	0.000e+000	Wt Linear	
15 Acrolein	0.03776	0.02808	0.02808	0.010	25.64117	50.00000	Averaged	
16 Acetone	500	500	0.06786	0.010	0.05291	0.000e+000	Wt Linear	
17 1,1-Dichloroethene	0.26875	0.23794	0.23794	0.010	11.46345	20.00000	Averaged	
18 Freon-113	0.23311	0.23067	0.23067	0.010	1.05004	50.00000	Averaged	
19 Iodomethane	0.55077	0.47645	0.47645	0.010	13.49531	50.00000	Averaged	
20 Carbon Disulfide	0.71849	0.61057	0.61057	0.010	15.02026	50.00000	Averaged	
21 Methylene Chloride	250	220	0.24188	0.010	12.03833	0.000e+000	Wt Linear	
22 Acetonitrile	2500	2485	0.02506	0.010	0.60019	0.000e+000	Wt Linear	
23 Acrylonitrile	0.07853	0.07689	0.07689	0.010	2.09239	50.00000	Averaged	
24 Methyl tert-butyl ether	0.58587	0.53324	0.53324	0.010	8.98375	50.00000	Averaged	
25 trans-1,2-Dichloroethene	0.31966	0.28827	0.28827	0.010	9.81824	50.00000	Averaged	
26 Hexane	0.07149	0.07098	0.07098	0.010	0.70585	20.00000	Averaged	
27 Vinyl acetate	0.34403	0.27209	0.27209	0.010	20.91101	50.00000	Averaged	
28 1,1-Dichloroethane	0.42867	0.37723	0.37723	0.100	12.00022	50.00000	Averaged	
29 tert-Butyl Alcohol	0.01845	0.01785	0.01785	0.010	3.24887	50.00000	Averaged	
30 2-Butanone	500	532	0.09815	0.010	-6.35557	0.000e+000	Wt Linear	
M 31 1,2-Dichloroethene (total)	0.32125	0.28731	0.28731	0.010	10.56382	50.00000	Averaged	
32 cis-1,2-dichloroethene	0.32284	0.28635	0.28635	0.010	11.30205	50.00000	Averaged	
33 2,2-Dichloropropane	0.30952	0.27988	0.27988	0.010	9.57865	50.00000	Averaged	
34 Bromochloromethane	0.18454	0.16854	0.16854	0.010	8.67007	50.00000	Averaged	
35 Chloroform	0.44523	0.40358	0.40358	0.010	9.35322	20.00000	Averaged	
36 Tetrahydrofuran	250	253	0.06477	0.010	-1.00858	0.000e+000	Wt Linear	
37 1,1,1-Trichloroethane	0.44882	0.41624	0.41624	0.010	7.25953	50.00000	Averaged	
38 1,1-Dichloropropene	0.33420	0.32019	0.32019	0.010	4.19283	50.00000	Averaged	
39 Carbon Tetrachloride	0.47385	0.45572	0.45572	0.010	3.82675	50.00000	Averaged	
40 1,2-Dichloroethane	0.31059	0.28074	0.28074	0.010	9.60969	50.00000	Averaged	
41 Benzene	1.02248	0.92551	0.92551	0.010	9.48366	50.00000	Averaged	
42 Trichloroethene	0.42555	0.39502	0.39502	0.010	7.17354	50.00000	Averaged	
43 1,2-Dichloropropane	0.20503	0.19182	0.19182	0.010	6.44268	20.00000	Averaged	
44 1,4-Dioxane	0.00209	0.00203	0.00203	0.010	2.93506	50.00000	Averaged	<-
45 Dibromomethane	0.14095	0.13371	0.13371	0.010	5.13832	50.00000	Averaged	
46 Bromodichloromethane	0.29592	0.27170	0.27170	0.010	8.18655	50.00000	Averaged	
47 2-Chloroethyl vinyl ether	0.08685	0.09518	0.09518	0.010	-9.58039	50.00000	Averaged	

5A

VOLATILE ORGANIC GC/MS TUNING AND MASS CALIBRATION - BROMOFLUOROBENZENE (BFB)

Lab Name: TESTAMERICA-NORTH CANTON Contract:

Lab Code: TALCAN Case No.: SAS No.: SDG No.: 7K29236

Lab File ID: BFB8257 BFB Injection Date: 12/06/07

Instrument ID: A3UX8A BFB Injection Time: 1101

Matrix: (soil/water) SOIL Level: (low/med) LOW Column: (pack/cap) CAP

m/e	ION ABUNDANCE CRITERIA	% RELATIVE ABUNDANCE
50	15.0 - 40.0% of mass 95	18.7
75	30.0 - 60.0% of mass 95	41.4
95	Base Peak, 100% relative abundance	100.0
96	5.0 - 9.0% of mass 95	7.5
173	Less than 2.0% of mass 174	0.0 (0.0)1
174	50.0 - 100.0% of mass 95	96.1
175	5.0 - 9.0% of mass 174	7.1 (7.4)1
176	Greater than 95.0%, but less than 101.0% of mass 174	93.5 (97.3)1
177	5.0 - 9.0% of mass 176	6.8 (7.2)2

1-Value is % of mass 174 2-Value is % of mass 176

THIS TUNE APPLIES TO THE FOLLOWING SAMPLES, MS, MSD, BLANKS, AND STANDARDS:

	EPA SAMPLE NO.	LAB SAMPLE ID	LAB FILE ID	DATE ANALYZED	TIME ANALYZED
01	VSTD050	250NG-CC	UX86570	12/06/07	1146
02	VSTD050	250NG-A9CC	UX86571	12/06/07	1207
03	KDNR3-CHK	KDNR31AC	UX86572	12/06/07	1228
04	KDNR3-CKDUP	KDNR31AD	UX86573	12/06/07	1250
05	KDNR3-BLK	KDNR31AA	UX86574	12/06/07	1311
06	SB-503-0001	KC4V81AG	UX86575	12/06/07	1332
07					
08					
09					
10					
11					
12					
13					
14					
15					
16					
17					
18					
19					
20					
21					
22					

Data File: \\cansvr11\dd\chem\MSV\a3ux8a.i\M71206A.b\UX86570.D
Report Date: 06-Dec-2007 12:25

TestAmerica North Canton

CONTINUING CALIBRATION COMPOUNDS

Instrument ID: a3ux8a.i Injection Date: 06-DEC-2007 11:46
Lab File ID: UX86570.D Init. Cal. Date(s): 03-DEC-2007 03-DEC-2007
Analysis Type: SOIL Init. Cal. Times: 17:41 22:18
Lab Sample ID: 250NG-CC Quant Type: ISTD
Method: \\cansvr11\dd\chem\MSV\a3ux8a.i\M71206A.b\8260SUX8.m

	COMPOUND	RRF / AMOUNT	RF250	CCAL RRF250	MIN RRF	%D / %DRIFT	MAX %D / %DRIFT	CURVE TYPE	
|$ 4	Dibromofluoromethane	0.30470	0.27244	0.27244	0.010	10.59024	50.00000	Averaged	
|$ 5	1,2-Dichloroethane-d4	250	241	0.21396	0.010	3.44449	0.000e+000	Wt Linear	
|$ 6	Toluene-d8	1.00069	0.89717	0.89717	0.010	10.34515	50.00000	Averaged	
|$ 7	Bromofluorobenzene	250	229	0.38741	0.010	8.28809	0.000e+000	Wt Linear	
|8	Dichlorodifluoromethane	250	209	0.17351	0.010	16.58634	0.000e+000	Wt Linear	
|9	Chloromethane	0.23796	0.22721	0.22721	0.100	4.51795	50.00000	Averaged	
|10	Vinyl Chloride	0.20873	0.21016	0.21016	0.010	-0.68334	20.00000	Averaged	
|11	Bromomethane	0.13546	0.13370	0.13370	0.010	1.29861	50.00000	Averaged	
|12	Chloroethane	0.11760	0.12285	0.12285	0.010	-4.46192	50.00000	Averaged	
|13	Trichlorofluoromethane	250	248	0.34531	0.010	0.63572	0.000e+000	Wt Linear	
|15	Acrolein	0.03776	0.02535	0.02535	0.010	32.85688	50.00000	Averaged	
|16	Acetone	500	490	0.06669	0.010	1.91126	0.000e+000	Wt Linear	
|17	1,1-Dichloroethene	0.26875	0.26704	0.26704	0.010	0.63482	20.00000	Averaged	
|18	Freon-113	0.23311	0.25462	0.25462	0.010	-9.22744	50.00000	Averaged	
|19	Iodomethane	0.55077	0.53108	0.53108	0.010	3.57581	50.00000	Averaged	
|20	Carbon Disulfide	0.71849	0.68710	0.68710	0.010	4.36901	50.00000	Averaged	
|21	Methylene Chloride	250	243	0.26576	0.010	2.88372	0.000e+000	Wt Linear	
|22	Acetonitrile	2500	2479	0.02500	0.010	0.83659	0.000e+000	Wt Linear	
|23	Acrylonitrile	0.07853	0.07393	0.07393	0.010	5.85686	50.00000	Averaged	
|24	Methyl tert-butyl ether	0.58587	0.55697	0.55697	0.010	4.93206	50.00000	Averaged	
|25	trans-1,2-Dichloroethene	0.31966	0.32073	0.32073	0.010	-0.33449	50.00000	Averaged	
|26	Hexane	0.07149	0.07340	0.07340	0.010	-2.67997	20.00000	Averaged	
|27	Vinyl acetate	0.34403	0.23339	0.23339	0.010	32.16186	50.00000	Averaged	
|28	1,1-Dichloroethane	0.42867	0.41671	0.41671	0.100	2.78969	50.00000	Averaged	
|29	tert-Butyl Alcohol	0.01845	0.01652	0.01652	0.010	10.47456	50.00000	Averaged	
|30	2-Butanone	500	483	0.08933	0.010	3.36884	0.000e+000	Wt Linear	
|M 31	1,2-Dichloroethene (total)	0.32125	0.31653	0.31653	0.010	1.46991	50.00000	Averaged	
|32	cis-1,2-dichloroethene	0.32284	0.31233	0.31233	0.010	3.25653	50.00000	Averaged	
|33	2,2-Dichloropropane	0.30952	0.30868	0.30868	0.010	0.27146	50.00000	Averaged	
|34	Bromochloromethane	0.18454	0.18695	0.18695	0.010	-1.30075	50.00000	Averaged	
|35	Chloroform	0.44523	0.45017	0.45017	0.010	-1.10969	20.00000	Averaged	
|36	Tetrahydrofuran	250	238	0.06123	0.010	4.67931	0.000e+000	Wt Linear	
|37	1,1,1-Trichloroethane	0.44882	0.46550	0.46550	0.010	-3.71770	50.00000	Averaged	
|38	1,1-Dichloropropene	0.33420	0.34535	0.34535	0.010	-3.33593	50.00000	Averaged	
|39	Carbon Tetrachloride	0.47385	0.50666	0.50666	0.010	-6.92516	50.00000	Averaged	
|40	1,2-Dichloroethane	0.31059	0.31022	0.31022	0.010	0.11917	50.00000	Averaged	
|41	Benzene	1.02248	0.99183	0.99183	0.010	2.99743	50.00000	Averaged	
|42	Trichloroethene	0.42555	0.43446	0.43446	0.010	-2.09414	50.00000	Averaged	
|43	1,2-Dichloropropane	0.20503	0.20280	0.20280	0.010	1.09054	20.00000	Averaged	
|44	1,4-Dioxane	0.00209	0.00191	0.00191	0.010	8.48159	50.00000	Averaged	<-
|45	Dibromomethane	0.14095	0.14282	0.14282	0.010	-1.32967	50.00000	Averaged	
|46	Bromodichloromethane	0.29592	0.29420	0.29420	0.010	0.58368	50.00000	Averaged	
|47	2-Chloroethyl vinyl ether	0.08685	0.08650	0.08650	0.010	0.40544	50.00000	Averaged	

5A
VOLATILE ORGANIC GC/MS TUNING AND MASS CALIBRATION - BROMOFLUOROBENZENE (BFB)

Lab Name: TESTAMERICA-NORTH CANTON Contract:

Lab Code: TALCAN Case No.: SAS No.: SDG No.: 7K29236

Lab File ID: BFB8258 BFB Injection Date: 12/07/07

Instrument ID: A3UX8A BFB Injection Time: 1423

Matrix: (soil/water) SOIL Level: (low/med) LOW Column: (pack/cap) CAP

m/e	ION ABUNDANCE CRITERIA	% RELATIVE ABUNDANCE
50	15.0 - 40.0% of mass 95	19.8
75	30.0 - 60.0% of mass 95	45.0
95	Base Peak, 100% relative abundance	100.0
96	5.0 - 9.0% of mass 95	7.2
173	Less than 2.0% of mass 174	0.0 (0.0)1
174	50.0 - 100.0% of mass 95	89.1
175	5.0 - 9.0% of mass 174	6.7 (7.5)1
176	Greater than 95.0%, but less than 101.0% of mass 174	88.3 (99.1)1
177	5.0 - 9.0% of mass 176	6.8 (7.6)2

1-Value is % of mass 174 2-Value is % of mass 176

THIS TUNE APPLIES TO THE FOLLOWING SAMPLES, MS, MSD, BLANKS, AND STANDARDS:

	EPA SAMPLE NO.	LAB SAMPLE ID	LAB FILE ID	DATE ANALYZED	TIME ANALYZED
01	VSTD050	250NG-CC	UX86603	12/07/07	1518
02	VSTD050	250NG-CC	UX86604	12/07/07	1540
03	KDRQ9-CHK	KDRQ91AC	UX86605	12/07/07	1601
04	KDRQ9-CKDUP	KDRQ91AD	UX86606	12/07/07	1622
05	KDRQ9-BLK	KDRQ91AA	UX86607	12/07/07	1644
06	SB-507-0001	KC4WC1AG	UX86612	12/07/07	1840
07	SB-507-0406	KC4WF1AG	UX86613	12/07/07	1901
08	SB-507-0810	KC4WH1AG	UX86614	12/07/07	1923
09	SB-508-0001	KC4WJ1AG	UX86615	12/07/07	1944
10	SB-508-0406	KC4WK1AG	UX86616	12/07/07	2006
11	SB-508-0810	KC4WL1AG	UX86617	12/07/07	2027
12	DUP-03	KC4WM1AG	UX86618	12/07/07	2049
13	DUP-03	KC4WM1A4	UX86619	12/07/07	2110
14	DUP-03	KC4WM1A5	UX86620	12/07/07	2132
15					
16					
17					
18					
19					
20					
21					
22					

Data File: \\cansvr11\dd\chem\MSV\a3ux8a.i\M71207A.b\UX86603.D
Report Date: 07-Dec-2007 17:33

TestAmerica North Canton

CONTINUING CALIBRATION COMPOUNDS

Instrument ID: a3ux8a.i Injection Date: 07-DEC-2007 15:18
Lab File ID: UX86603.D Init. Cal. Date(s): 03-DEC-2007 03-DEC-2007
Analysis Type: SOIL Init. Cal. Times: 17:41 22:18
Lab Sample ID: 250NG-CC Quant Type: ISTD
Method: \\cansvr11\dd\chem\MSV\a3ux8a.i\M71207A.b\8260SUX8.m

			CCAL	MIN		MAX	
COMPOUND	RRF / AMOUNT	RF250	RRF250	RRF	%D / %DRIFT	%D / %DRIFT	CURVE TYPE
$ 4 Dibromofluoromethane	0.30470	0.25716	0.25716	0.010	15.60482	50.00000	Averaged
$ 5 1,2-Dichloroethane-d4	250	230	0.20399	0.010	7.99866	0.000e+000	Wt Linear
$ 6 Toluene-d8	1.00069	0.87023	0.87023	0.010	13.03743	50.00000	Averaged
$ 7 Bromofluorobenzene	250	224	0.37935	0.010	10.21765	0.000e+000	Wt Linear
8 Dichlorodifluoromethane	250	298	0.24946	0.010	-19.38633	0.000e+000	Wt Linear
9 Chloromethane	0.23796	0.26985	0.26985	0.100	-13.39848	50.00000	Averaged
10 Vinyl Chloride	0.20873	0.24457	0.24457	0.010	-17.16824	20.00000	Averaged
11 Bromomethane	0.13546	0.14341	0.14341	0.010	-5.86723	50.00000	Averaged
12 Chloroethane	0.11760	0.13022	0.13022	0.010	-10.72705	50.00000	Averaged
13 Trichlorofluoromethane	250	283	0.39358	0.010	-13.01870	0.000e+000	Wt Linear
15 Acrolein	0.03776	0.02157	0.02157	0.010	42.86496	50.00000	Averaged
16 Acetone	500	522	0.07063	0.010	-4.32795	0.000e+000	Wt Linear
17 1,1-Dichloroethene	0.26875	0.28971	0.28971	0.010	-7.79923	20.00000	Averaged
18 Freon-113	0.23311	0.27304	0.27304	0.010	-17.12891	50.00000	Averaged
19 Iodomethane	0.55077	0.58396	0.58396	0.010	-6.02466	50.00000	Averaged
20 Carbon Disulfide	0.71849	0.72829	0.72829	0.010	-1.36317	50.00000	Averaged
21 Methylene Chloride	250	268	0.29256	0.010	-7.39110	0.000e+000	Wt Linear
22 Acetonitrile	2500	2469	0.02490	0.010	1.22327	0.000e+000	Wt Linear
23 Acrylonitrile	0.07853	0.07531	0.07531	0.010	4.09775	50.00000	Averaged
24 Methyl tert-butyl ether	0.58587	0.62004	0.62004	0.010	-5.83254	50.00000	Averaged
25 trans-1,2-Dichloroethene	0.31966	0.34113	0.34113	0.010	-6.71878	50.00000	Averaged
26 Hexane	0.07149	0.08409	0.08409	0.010	-17.62496	20.00000	Averaged
27 Vinyl acetate	0.34403	0.18553	0.18553	0.010	46.07210	50.00000	Averaged
28 1,1-Dichloroethane	0.42867	0.44586	0.44586	0.100	4.00926	50.00000	Averaged
29 tert-Butyl Alcohol	0.01845	0.02119	0.02119	0.010	-14.88098	50.00000	Averaged
30 2-Butanone	500	503	0.09285	0.010	-0.51373	0.000e+000	Wt Linear
M 31 1,2-Dichloroethene (total)	0.32125	0.33810	0.33810	0.010	-5.24448	50.00000	Averaged
32 cis-1,2-dichloroethene	0.32284	0.33506	0.33506	0.010	-3.78470	50.00000	Averaged
33 2,2-Dichloropropane	0.30952	0.33523	0.33523	0.010	-8.30529	50.00000	Averaged
34 Bromochloromethane	0.18454	0.19769	0.19769	0.010	-7.12286	50.00000	Averaged
35 Chloroform	0.44523	0.46908	0.46908	0.010	-5.35832	20.00000	Averaged
36 Tetrahydrofuran	250	281	0.07195	0.010	-12.57019	0.000e+000	Wt Linear
37 1,1,1-Trichloroethane	0.44882	0.49771	0.49771	0.010	-10.89468	50.00000	Averaged
38 1,1-Dichloropropene	0.33420	0.37320	0.37320	0.010	-11.67004	50.00000	Averaged
39 Carbon Tetrachloride	0.47385	0.53780	0.53780	0.010	-13.49550	50.00000	Averaged
40 1,2-Dichloroethane	0.31059	0.32353	0.32353	0.010	-4.16612	50.00000	Averaged
41 Benzene	1.02248	1.05919	1.05919	0.010	-3.59028	50.00000	Averaged
42 Trichloroethene	0.42555	0.47124	0.47124	0.010	-10.73762	50.00000	Averaged
43 1,2-Dichloropropane	0.20503	0.21320	0.21320	0.010	-3.98105	20.00000	Averaged
44 1,4-Dioxane	0.00209	0.00242	0.00242	0.010	-15.58589	50.00000	Averaged <-
45 Dibromomethane	0.14095	0.14831	0.14831	0.010	-5.22246	50.00000	Averaged
46 Bromodichloromethane	0.29592	0.30483	0.30483	0.010	-3.01093	50.00000	Averaged
47 2-Chloroethyl vinyl ether	0.08685	0.08902	0.08902	0.010	-2.49447	50.00000	Averaged

CALCULATION WORKSHEET

CLIENT: LOCKHEED MIDDLE RIVER	**SDG No.** 7K29236
SUBJECT: EXAMPLE CALCULATION - VOCS IN SOIL	
BY: T. JACKMAN	**DATE:** 02/06/08

Sample ID = SB-500-0406
Concentration = 1.7 ug/kg (1,2,3-trimethylbenzene)

EQUATION:

$$C_s = \frac{A_x \times Is \times Df}{A_{is} \times RRF \times W_s \times D}$$

Where:

C_s	=	analyte concentration in soil			ug/kg
A_x	=	analyte response	=	35153	
Is	=	amount of internal standard	=	250	ng
Df	=	dilution factor	=	1	
A_{is}	=	response of internal standard	=	435502	
RRF	=	response factor of analyte	=	2.68451	
W_s	=	weight of sample	=	5	g
D	=	percent solids	=	0.89	g

Therefore: 1,2,3-Trimethylbenzene concentration in soil =

$$\frac{35153 \times 250ng \times 1}{435502 \times 2.68451 \times 5g \times 0.89g}$$

C_w = **1.7 ug/kg**

Tetra Tech NUS, Inc

Client Sample ID: SB-500-0406

GC/MS Volatiles

Lot-Sample #...: A7K290236-002 **Work Order #...:** KC4TG1AG **Matrix.....:** SO
Date Sampled...: 11/27/07 09:50 **Date Received..:** 11/29/07
Prep Date.....: 12/05/07 **Analysis Date..:** 12/05/07
Prep Batch #...: 7340186
Dilution Factor: 1 **Initial Wgt/Vol:** 5 g **Final Wgt/Vol..:** 5 mL
% Moisture.....: 11 **Method.....:** SW846 8260B

PARAMETER	RESULT	REPORTING LIMIT	UNITS	MDL
Dibromomethane	ND	5.6	ug/kg	0.71
~~Diisopropyl Ether (DIPE)~~	~~ND~~	11	ug/kg	1.7
1,2,3-Trimethylbenzene	**1.7 J**	**5.6**	**ug/kg**	**0.19**
~~Ethyl-t-Butyl Ether (ETBE)~~	~~ND~~	5.6	ug/kg	0.25
Tert-amyl methyl ether (TAME)	ND	5.6	ug/kg	0.41
Dichlorodifluoromethane	ND	5.6	ug/kg	0.56
cis-1,2-Dichloroethylene	ND	5.6	ug/kg	0.40
trans-1,2-Dichloroethylene	ND	5.6	ug/kg	0.46
Trichlorofluoromethane	ND	5.6	ug/kg	0.38
o-Xylene	**1.3 J**	**5.6**	**ug/kg**	**0.39**
m-Xylene & p-Xylene	**2.1 J**	**11**	**ug/kg**	**1.3**
Bromobenzene	ND	5.6	ug/kg	0.80
Bromochloromethane	ND	5.6	ug/kg	0.80
n-Butylbenzene	ND	5.6	ug/kg	0.26
sec-Butylbenzene	ND	5.6	ug/kg	0.20
tert-Butylbenzene	ND	5.6	ug/kg	0.32
1,2-Dibromo-3-chloro-propane	ND	11	ug/kg	1.5
2-Chloroethyl vinyl ether	ND	11	ug/kg	1.6
2-Chlorotoluene	ND	5.6	ug/kg	0.45
4-Chlorotoluene	ND	5.6	ug/kg	0.46
1,2-Dibromoethane	ND	5.6	ug/kg	0.56
1,2-Dichlorobenzene	ND	5.6	ug/kg	0.40
1,3-Dichlorobenzene	ND	5.6	ug/kg	0.39
1,4-Dichlorobenzene	ND	5.6	ug/kg	0.74
1,3-Dichloropropane	ND	5.6	ug/kg	0.38
2,2-Dichloropropane	ND	5.6	ug/kg	1.1
1,1-Dichloropropene	ND	5.6	ug/kg	0.34
Hexachlorobutadiene	ND	5.6	ug/kg	1.3
Isopropylbenzene	ND	5.6	ug/kg	0.18
p-Isopropyltoluene	ND	5.6	ug/kg	0.24
tert-Butyl alcohol	ND	110	ug/kg	8.5
Naphthalene	**2.6 J,B**	**5.6**	**ug/kg**	**0.21**
n-Propylbenzene	ND	5.6	ug/kg	0.45
1,1,1,2-Tetrachloroethane	ND	5.6	ug/kg	0.69
1,2,3-Trichlorobenzene	ND	5.6	ug/kg	0.43
1,2,4-Trichloro-benzene	ND	5.6	ug/kg	0.30

(Continued on next page)

Data File: \\cansvr11\dd\chem\MSV\a3ux8a.i\M71205A.b\UX86548.D
Report Date: 17-Dec-2007 16:26

TestAmerica North Canton

VOLATILE REPORT SW-846 Method

Data file : \\cansvr11\dd\chem\MSV\a3ux8a.i\M71205A.b\UX86548.D
Lab Smp Id: KC4TG1AG Client Smp ID: SB-500-0406
Inj Date : 05-DEC-2007 20:12
Operator : 402279 Inst ID: a3ux8a.i
Smp Info : KC4TG1AG,5G/5ML
Misc Info : M71205A,8260SUX8,,402279
Comment :
Method : \\cansvr11\dd\chem\MSV\a3ux8a.i\M71205A.b\8260SUX8.m
Meth Date : 05-Dec-2007 18:08 latat Quant Type: ISTD
Cal Date : 03-DEC-2007 21:14 Cal File: UX86485.D
Als bottle: 13
Dil Factor: 1.00000
Integrator: HP RTE Compound Sublist: 4-8260+ix.sub
Target Version: 4.14
Processing Host: CANSVR11

Concentration Formula: Amt * DF * 1/Vo * CpndVariable

Name	Value	Description
DF	1.000	Dilution Factor
Vo	5.000	Sample Volume
Va	100.000	Injection Volume
Cpnd Variable		Local Compound Variable

Compounds	QUANT SIG MASS	RT	EXP RT	REL RT	RESPONSE	CONCENTRATIONS ON-COLUMN (ng)	FINAL (UG/KG)
* 1 Fluorobenzene	96	5.309	5.312	(1.000)	1188990	250.000	
* 2 Chlorobenzene-d5	117	7.852	7.849	(1.000)	967842	250.000	
* 3 1,4-Dichlorobenzene-d4	152	10.048	10.045	(1.000)	435502	250.000	
$ 4 Dibromofluoromethane	113	4.792	4.789	(0.903)	274853	189.663	37.933
$ 5 1,2-Dichloroethane-d4	65	5.059	5.056	(0.953)	226010	214.135	42.827
$ 6 Toluene-d8	98	6.586	6.583	(1.241)	973733	204.598	40.920
$ 7 Bromofluorobenzene	95	8.929	8.932	(1.137)	346297	211.563	42.312
8 Dichlorodifluoromethane	85	Compound Not Detected.					
9 Chloromethane	50	Compound Not Detected.					
10 Vinyl Chloride	62	Compound Not Detected.					
11 Bromomethane	94	Compound Not Detected.					
12 Chloroethane	64	Compound Not Detected.					
13 Trichlorofluoromethane	101	Compound Not Detected.					
15 Acrolein	56	Compound Not Detected.					
16 Acetone	43	3.101	3.104	(0.584)	16662	17.8939	3.579
17 1,1-Dichloroethene	96	Compound Not Detected.					
18 Freon-113	151	Compound Not Detected.					
19 Iodomethane	142	Compound Not Detected.					
20 Carbon Disulfide	76	Compound Not Detected.					
21 Methylene Chloride	84	3.441	3.444	(0.648)	22464	6.19702	1.239

Data File: \\cansvr11\dd\chem\MSV\a3ux8a.i\M71205A.b\UX86548.D
Report Date: 17-Dec-2007 16:26

	Compounds	QUANT SIG MASS	RT	EXP RT	REL RT	RESPONSE	CONCENTRATIONS ON-COLUMN (ng)	CONCENTRATIONS FINAL (UG/KG)
79	4-Isopropyltoluene	119	Compound Not Detected.					
80	1,3-Dichlorobenzene	146	Compound Not Detected.					
81	1,4-Dichlorobenzene	146	Compound Not Detected.					
82	n-Butylbenzene	91	Compound Not Detected.					
83	1,2-Dichlorobenzene	146	Compound Not Detected.					
84	1,2-Dibromo-3-chloropropane	157	Compound Not Detected.					
85	1,2,4-Trichlorobenzene	180	12.031	12.028	(1.197)	1732	1.05914	0.2118
86	Hexachlorobutadiene	225	Compound Not Detected.					
87	Naphthalene	128	12.299	12.296	(1.224)	43007	11.5382	2.308
88	1,2,3-Trichlorobenzene	180	Compound Not Detected.					
14	Dichlorofluoromethane	67	Compound Not Detected.					
89	Ethyl Ether	59	Compound Not Detected.					
91	3-Chloropropene	76	Compound Not Detected.					
92	Isopropyl Ether	87	Compound Not Detected.					
93	2-Chloro-1,3-butadiene	53	Compound Not Detected.					
94	Propionitrile	54	Compound Not Detected.					
95	Ethyl Acetate	43	Compound Not Detected.					
96	Methacrylonitrile	41	Compound Not Detected.					
97	Isobutanol	41	Compound Not Detected.					
99	n-Butanol	56	Compound Not Detected.					
100	Methyl Methacrylate	41	Compound Not Detected.					
101	2-Nitropropane	41	Compound Not Detected.					
98	Cyclohexane	56	Compound Not Detected.					
143	Methyl Acetate	43	Compound Not Detected.					
144	Methylcyclohexane	83	Compound Not Detected.					
141	1,3,5-Trichlorobenzene	180	Compound Not Detected.					
103	Cyclohexanone	55	Compound Not Detected.					
153	Vinyl Acetate-86	86	Compound Not Detected.					
155	tert-Butyl Ethyl ether	59	Compound Not Detected.					
156	tert-Amyl Methyl ether	73	Compound Not Detected.					
157	1,2,3-Trimethylbenzene	105	10.103	10.111	(1.903)	35153	7.37770	1.476(A)

QC Flag Legend

A - Target compound detected but, quantitated amount exceeded maximum amount.

Report Date : 04-Dec-2007 11:19

TestAmerica North Canton

INITIAL CALIBRATION DATA

Start Cal Date : 03-DEC-2007 17:41
End Cal Date : 03-DEC-2007 22:18
Quant Method : ISTD
Origin : Disabled
Target Version : 4.14
Integrator : HP RTE
Method file : \\cansvr11\dd\chem\MSV\a3ux8a.i\M71203A-IC.b\8260SUX8.m
Last Edit : 04-Dec-2007 10:57 latat
Curve Type : Average

Compound	5.000 Level 1	10.000 Level 2	25.000 Level 3	50.000 Level 4	100.000 Level 5	250.000 Level 6	RRF	% RSD
	500.000 Level 7	1000.000 Level 8						
71 Bromobenzene	1.09969	0.88924	0.98716	0.96354	0.86873	0.98801		
	1.00851	1.03476					0.97996	7.631
72 n-Propylbenzene	0.98832	0.78819	1.00466	1.07872	0.99662	1.19049		
	1.27459	1.29244					1.07675	15.749
73 2-Chlorotoluene	0.91524	0.82067	0.93783	0.96722	0.89519	1.02003		
	1.07104	1.08569					0.96411	9.422
74 1,3,5-Trimethylbenzene	2.48374	1.94966	2.58122	2.65364	2.49194	2.94428		
	3.12714	3.24450					2.68451	15.462
75 4-Chlorotoluene	0.99254	0.76949	0.94935	0.97188	0.89168	1.01267		
	1.07550	1.09983					0.97037	10.814
76 tert-Butylbenzene	2.63634	2.18188	2.70512	2.84090	2.60149	3.00890		
	3.28186	3.32002					2.82206	13.402
77 1,2,4-Trimethylbenzene	2.28875	1.96704	2.48840	2.54873	2.46578	2.92722		
	3.09005	3.21049					2.62331	16.084
78 sec-Butylbenzene	3.19883	2.52072	3.36451	3.56406	3.32140	3.90234		
	4.15260	4.27411					3.53732	16.134
79 4-Isopropyltoluene	2.56080	2.09271	2.83424	3.13060	2.96095	3.53538		
	3.76348	3.95898					3.10464	20.239
80 1,3-Dichlorobenzene	1.98987	1.59544	1.80253	1.76217	1.63866	1.84147		
	1.90315	1.96838					1.81271	7.934
81 1,4-Dichlorobenzene	2.29870	1.75686	1.82152	1.83679	1.63436	1.84673		
	1.86170	1.96613					1.87785	10.360

5B

SEMIVOLATILE ORGANIC GC/MS TUNING AND MASS CALIBRATION - DECAFLUOROTRIPHENYLPHOSPHINE (DFTPP)

Lab Name: TESTAMERICA-NORTH CANTON Contract:

Lab Code: TALCAN Case No.: SAS No.: SDG No.: 7K29236

Lab File ID: 2DF1130 DFTPP Injection Date: 11/30/07

Instrument ID: A4AG2 DFTPP Injection Time: 0715

m/e	ION ABUNDANCE CRITERIA	% RELATIVE ABUNDANCE
51	30.0 - 60.0% of mass 198	41.2
68	Less than 2.0% of mass 69	0.0 (0.1)1
69	Mass 69 relative abundance	43.4
70	Less than 2.0% of mass 69	0.1 (0.3)1
127	40.0 - 60.0% of mass 198	49.5
197	Less than 1.0% of mass 198	0.0
198	Base Peak, 100% relative abundance	100.0
199	5.0 - 9.0% of mass 198	6.5
275	10.0 - 30.0% of mass 198	28.7
365	Greater than 1.0% of mass 198	3.5
441	Present, but less than mass 443	12.2
442	Greater than 40.0% of mass 198	86.4
443	17.0 - 23.0% of mass 442	16.2 (18.8)2

1-Value is % of mass 69 2-Value is % of mass 442

THIS TUNE APPLIES TO THE FOLLOWING SAMPLES, MS, MSD, BLANKS, AND STANDARDS:

	EPA SAMPLE NO.	LAB SAMPLE ID	LAB FILE ID	DATE ANALYZED	TIME ANALYZED
01	SSTD009	L9	2SHHH1130	11/30/07	0726
02	SSTD008	L8	2SHH1130	11/30/07	0747
03	SSTD007	L7	2SH1130	11/30/07	0804
04	SSTD006	L6	2SMH1130	11/30/07	0821
05	SSTD005	L5	2SMM1130	11/30/07	0838
06	SSTD004	L4	2SM1130	11/30/07	0856
07	SSTD003	L3	2SML1130	11/30/07	0913
08	SSTD002	L2	2SL1130	11/30/07	0930
09	SSTD001	L1	2SLL1130	11/30/07	0947
10					
11					
12					
13					
14					
15					
16					
17					
18					
19					
20					
21					
22					

TestAmerica North Canton

INITIAL CALIBRATION DATA

Start Cal Date : 30-NOV-2007 07:26
End Cal Date : 30-NOV-2007 12:22
Quant Method : ISTD
Origin : Disabled
Target Version : 4.14
Integrator : HP RTE
Method file : \\cansvr11\dd\chem\MSS\a4ag2.i\71130A.b\8270p.m
Last Edit : 30-Nov-2007 12:51 hulat
Curve Type : Average

Compound	0.05000 Level 1	0.25000 Level 2	0.50000 Level 3	1.000 Level 4	2.500 Level 5	5.000 Level 6	RRF	% RSD
	7.500 Level 7	10.000 Level 8	12.500 Level 9					
80 1,2-Dinitrobenzene	+++++	0.11325	0.12038	0.14850	0.15362	0.15771		
	0.15532	0.17534	0.17258				0.14959	14.908 <-
81 3-Nitroaniline	+++++	0.27342	0.29829	0.32183	0.34978	0.34408		
	0.35280	0.40591	0.40370				0.34373	13.499 <-
82 Acenaphthene	1.28843	1.12168	1.14853	1.19948	1.21855	1.25207		
	1.26110	1.48345	1.48533				1.27318	10.277
83 2,4-Dinitrophenol	+++++	+++++	0.06461	0.11906	0.18153	0.22211		
	0.24525	0.30079	0.31178				0.20645	44.271 <-
84 Pentachlorobenzene	+++++	0.40823	0.42593	0.42461	0.41572	0.44584		
	0.47476	0.47185	0.52101				0.44849	8.543 <-
85 4-Nitrophenol	+++++	+++++	0.12409	0.19141	0.23961	0.23764		
	0.24296	0.28271	0.28146				0.22855	24.253 <-
86 Dibenzofuran	1.74451	1.58473	1.60996	1.66287	1.70720	1.71423		
	1.72992	1.83779	1.62038				1.69018	4.694
87 2,4-Dinitrotoluene	+++++	0.29108	0.31833	0.37963	0.41127	0.42169		
	0.40863	0.47708	0.46894				0.39708	16.554 <-
88 2,3,4,6-Tetrachlorophenol	+++++	+++++	0.16304	0.18593	0.23165	0.25131		
	0.29603	0.29205	0.32419				0.24917	23.962 <-
89 1-Naphthylamine	+++++	0.69225	0.87836	0.92072	0.89895	0.88879		
	0.76380	+++++	+++++				0.84048	10.837 <-
90 Zinophos	+++++	0.23737	0.27071	0.27839	0.26992	0.28978		
	0.31170	0.30255	0.32638				0.28585	9.801 <-

TestAmerica North Canton

INITIAL CALIBRATION DATA

Start Cal Date : 30-NOV-2007 07:26
End Cal Date : 30-NOV-2007 12:22
Quant Method : ISTD
Origin : Disabled
Target Version : 4.14
Integrator : HP RTE
Method file : \\cansvr11\dd\chem\MSS\a4ag2.i\71130A.b\8270p.m
Last Edit : 30-Nov-2007 12:51 hulat
Curve Type : Average

Compound	0.05000 Level 1	0.25000 Level 2	0.50000 Level 3	1.000 Level 4	2.500 Level 5	5.000 Level 6	RRF	% RSD	
	7.500 Level 7	10.000 Level 8	12.500 Level 9						
91 2,3,5,6-Tetrachlorophenol	+++++	+++++	0.28359	0.31219	0.34199	0.35627			
	0.36686	0.43391	0.43102				0.36083	15.600	<-
92 2-Naphthylamine	+++++	0.91730	1.00111	1.02617	1.03123	1.05175			
	0.86245	+++++	+++++				0.98167	7.634	<-
93 Diethylphthalate	+++++	1.28714	1.29000	1.39253	1.44227	1.41760			
	1.46097	1.56945	1.47349				1.41668	6.675	<-
94 Fluorene	1.48819	1.31266	1.29897	1.37704	1.43087	1.45150			
	1.49219	1.72995	1.58326				1.46274	9.213	
95 4-Chlorophenyl-phenylether	+++++	0.63078	0.60272	0.62842	0.66038	0.65038			
	0.65448	0.75106	0.74212				0.66504	8.055	<-
96 4-Nitroaniline	+++++	0.27186	0.31814	0.35052	0.37861	0.39374			
	0.40087	0.47612	0.47713				0.38337	18.602	<-
97 5-Nitro-o-toluidine	+++++	+++++	0.28503	0.30840	0.33666	0.34963			
	0.33949	0.31406	0.35378				0.32672	7.655	<-
98 4,6-Dinitro-2-methylphenol	+++++	+++++	0.07064	0.10738	0.13492	0.16068			
	0.17185	0.20867	0.21182				0.15228	34.083	<-
99 N-Nitrosodiphenylamine	+++++	0.52603	0.56434	0.58024	0.59634	0.59838			
	0.62058	0.70789	0.69966				0.61168	10.350	<-
100 1,2-Diphenylhydrazine	+++++	0.80926	0.85357	0.89792	0.92473	0.91561			
	0.93199	0.97808	0.87601				0.89840	5.787	<-
101 Diphenylamine	+++++	0.52603	0.56434	0.58024	0.59634	0.59838			
	0.62058	0.70789	0.69966				0.61168	10.350	<-

5B

SEMIVOLATILE ORGANIC GC/MS TUNING AND MASS CALIBRATION - DECAFLUOROTRIPHENYLPHOSPHINE (DFTPP)

Lab Name: TESTAMERICA-NORTH CANTON Contract:

Lab Code: TALCAN Case No.: SAS No.: SDG No.: 7K29236

Lab File ID: 1DF1203 DFTPP Injection Date: 12/03/07

Instrument ID: A4HP10 DFTPP Injection Time: 1032

m/e	ION ABUNDANCE CRITERIA	% RELATIVE ABUNDANCE
51	30.0 - 60.0% of mass 198	40.7
68	Less than 2.0% of mass 69	0.6 (1.0)1
69	Mass 69 relative abundance	56.6
70	Less than 2.0% of mass 69	0.2 (0.4)1
127	40.0 - 60.0% of mass 198	59.6
197	Less than 1.0% of mass 198	0.5
198	Base Peak, 100% relative abundance	100.0
199	5.0 - 9.0% of mass 198	7.0
275	10.0 - 30.0% of mass 198	23.8
365	Greater than 1.0% of mass 198	2.6
441	Present, but less than mass 443	8.8
442	Greater than 40.0% of mass 198	58.4
443	17.0 - 23.0% of mass 442	10.8 (18.5)2

1-Value is % of mass 69 2-Value is % of mass 442

THIS TUNE APPLIES TO THE FOLLOWING SAMPLES, MS, MSD, BLANKS, AND STANDARDS:

	EPA SAMPLE NO.	LAB SAMPLE ID	LAB FILE ID	DATE ANALYZED	TIME ANALYZED
01	SSTD005	L5	1SMM1203	12/03/07	1055
02	SSTD004	L4	1SM1203	12/03/07	1114
03	SSTD003	L3	1SML1203	12/03/07	1133
04	SSTD002	L2	1SL1203	12/03/07	1152
05	SSTD001	L1	1SLL1203	12/03/07	1211
06	SSTD009	L9	1HHH1203	12/03/07	1230
07	SSTD008	L8	1SHH1203	12/03/07	1249
08	SSTD007	L7	1SH1203	12/03/07	1308
09	SSTD006	L6	1SMH1203	12/03/07	1327
10					
11					
12					
13					
14					
15					
16					
17					
18					
19					
20					
21					
22					

TestAmerica North Canton

INITIAL CALIBRATION DATA

Start Cal Date : 03-DEC-2007 10:55
End Cal Date : 03-DEC-2007 16:45
Quant Method : ISTD
Origin : Disabled
Target Version : 4.14
Integrator : HP RTE
Method file : \\cansvr11\dd\chem\MSS\a4hp10.i\71203A.b\8270p.m
Last Edit : 04-Dec-2007 09:20 gruberj
Curve Type : Average

Compound	0.05000 Level 1	0.25000 Level 2	0.50000 Level 3	1.000 Level 4	2.500 Level 5	5.000 Level 6	RRF	% RSD	
	7.500 Level 7	10.000 Level 8	12.500 Level 9						
80 1,2-Dinitrobenzene	+++++	0.13403	0.13968	0.14556	0.14933	0.16526			
	0.15663	0.17298	0.17087				0.15429	9.407	<-
81 3-Nitroaniline	+++++	0.27577	0.25309	0.29198	0.29237	0.32068			
	0.33806	0.38545	0.37921				0.31708	15.092	<-
82 Acenaphthene	1.19700	1.03597	1.04255	1.05962	1.08910	1.20686			
	1.33884	1.61259	1.65997				1.24917	19.260	
83 2,4-Dinitrophenol	+++++	+++++	0.14299	0.19564	0.21599	0.24522			
	0.28956	0.35483	0.37227				0.25950	32.416	<-
84 Pentachlorobenzene	+++++	0.36396	0.38247	0.37931	0.38947	0.42031			
	0.45031	0.44963	0.49496				0.41630	10.911	<-
85 4-Nitrophenol	+++++	+++++	0.23559	0.25553	0.26073	0.28007			
	0.28519	0.33515	0.33823				0.28436	13.822	<-
86 Dibenzofuran	1.42975	1.51819	1.44239	1.58018	1.61427	1.67803			
	1.80112	2.14364	2.13904				1.70518	15.983	
87 2,4-Dinitrotoluene	+++++	0.29786	0.36748	0.38413	0.41171	0.41738			
	0.42152	0.47464	0.46415				0.40486	13.892	<-
88 2,3,4,6-Tetrachlorophenol	+++++	0.12977	0.15539	0.19848	0.22289	0.23872			
	0.26937	0.27744	0.31543				0.22593	27.842	<-
89 1-Naphthylamine	+++++	0.77199	0.87450	0.94712	0.80597	0.76585			
	0.64958	+++++	+++++				0.80250	12.680	<-
90 Zinophos	+++++	0.28073	0.33317	0.32725	0.33693	0.33441			
	0.37438	0.36502	0.40619				0.34476	10.837	<-

SW846 8270C MATRIX SPIKE/MATRIX SPIKE DUPLICATE RECOVERY

Lab Name: TestAmerica Laboratories, Inc. Client: Tetra Tech NUS, Inc

Lab Code: TALCAN SDG No: 7K29236

Matrix Spike ID: LAB MS/MSD Level: (low/med) LOW

Lot #: A7K290280 WO #: KC4PF1AK
BATCH: 7334045

COMPOUND	SPIKE ADDED (ug/kg)	MSD CONCENT. (ug/kg)	MSD % REC	% RPD		QC LIMITS RPD	QC LIMITS REC	QUAL
1,2,4-Trichlorobenzene	660	420	63	2.2		30	33- 110	
Acenaphthene	660	440	67	2.1		30	10- 200	
2,4-Dinitrotoluene	660	540	81	4.3		30	42- 118	
Pyrene	660	540	82	2.6		30	10- 200	
N-Nitrosodi-n-propylamine	660	460	69	3.0		30	30- 121	
1,4-Dichlorobenzene	660	720	108	5.9		30	26- 110	
Pentachlorophenol	660	240	36	32	*	30	10- 182	p
Phenol	660	420	63	4.7		30	10- 144	
2-Chlorophenol	660	410	61	1.6		30	32- 110	
4-Chloro-3-methylphenol	660	490	74	3.8		30	32- 117	
4-Nitrophenol	660	410	62	7.1		30	10- 125	

NOTES(S):

p Relative percent difference (RPD) is outside stated control limits.

Column to be used to flag recovery and RPD values with an asterisk
* Values outside of QC limits

RPD: 1 out of 11 outside limits
Spike Recovery: 0 out of 11 outside limits

COMMENTS:

FORM III

SW846 8270C MATRIX SPIKE/MATRIX SPIKE DUPLICATE RECOVERY

Lab Name: TestAmerica Laboratories, Inc. Client: Tetra Tech NUS, Inc

Lab Code: TALCAN SDG No: 7K29236

Matrix Spike ID: LAB MS/MSD Level: (low/med) LOW

Lot #: A7L030120 WO #: KDALV1AD
BATCH: 7338056

COMPOUND	SPIKE ADDED (ug/kg)	SAMPLE CONCENT. (ug/kg)	MS CONCENT. (ug/kg)	MS % REC	LIMITS REC	QUAL
1,2,4-Trichlorobenzene	750	ND	440	58	33 - 110	
Acenaphthene	750	ND	460	62	10 - 200	
2,4-Dinitrotoluene	750	ND	510	68	42 - 118	
Pyrene	750	ND	470	62	10 - 200	
N-Nitrosodi-n-propylamine	750	ND	660	88	30 - 121	
1,4-Dichlorobenzene	750	ND	910	121*	26 - 110	a
Pentachlorophenol	750	ND	0.0	0*	10 - 182	a
Phenol	750	ND	480	63	10 - 144	
2-Chlorophenol	750	ND	440	58	32 - 110	
4-Chloro-3-methylphenol	750	ND	420	55	32 - 117	
4-Nitrophenol	750	ND	410	54	10 - 125	

NOTES(S):

Results and reporting limits have been adjusted for dry weight.

a Spiked analyte recovery is outside stated control limits.

Column to be used to flag recovery and RPD values with an asterisk
* Values outside of QC limits

RPD: 0 out of 0 outside limits
Spike Recovery: 2 out of 11 outside limits

COMMENTS:

FORM III

SW846 8270C MATRIX SPIKE/MATRIX SPIKE DUPLICATE RECOVERY

Lab Name: TestAmerica Laboratories, Inc. Client: Tetra Tech NUS, Inc

Lab Code: TALCAN SDG No: 7K29236

Matrix Spike ID: LAB MS/MSD Level: (low/med) LOW

Lot #: A7L030120 WO #: KDALV1AE
BATCH: 7338056

COMPOUND	SPIKE ADDED (ug/kg)	MSD CONCENT. (ug/kg)	MSD % REC	% RPD		QC LIMITS RPD	QC LIMITS REC	QUAL
1,2,4-Trichlorobenzene	750	400	54	8.5		30	33 - 110	
Acenaphthene	750	450	60	3.5		30	10 - 200	
2,4-Dinitrotoluene	750	500	67	2.1		30	42 - 118	
Pyrene	750	460	61	2.7		30	10 - 200	
N-Nitrosodi-n-propylamine	750	460	61	36	*	30	30 - 121	p
1,4-Dichlorobenzene	750	620	83	38	*	30	26 - 110	p
Pentachlorophenol	750	140	18	200	*	30	10 - 182	p
Phenol	750	400	54	17		30	10 - 144	
2-Chlorophenol	750	380	50	15		30	32 - 110	
4-Chloro-3-methylphenol	750	470	63	12		30	32 - 117	
4-Nitrophenol	750	400	53	3.5		30	10 - 125	

NOTES(S):

Results and reporting limits have been adjusted for dry weight.

p Relative percent difference (RPD) is outside stated control limits.

Column to be used to flag recovery and RPD values with an asterisk
* Values outside of QC limits

RPD: 3 out of 11 outside limits
Spike Recovery: 0 out of 11 outside limits

COMMENTS:

FORM III

CALCULATION WORKSHEET

CLIENT: LOCKHEED MIDDLE RIVER	**SDG No.** 7K29236
SUBJECT: EXAMPLE CALCULATION - SVOCS - SOIL	
BY: T. JACKMAN	**DATE:** **02/06/08**

Sample ID = SB-500-0001
Concentration = 340 ug/kg

Benzo(a)pyrene

EQUATION:

$$C_s = \frac{A_x \times Is \times Vt \times Df}{Ais \times RRF \times V_i \times W_s \times D}$$

Where:

C_s	=	analyte concentration in soil			ug/kg
A_x	=	analyte response	=	1427250	
Is	=	amount of internal standard	=	2	ng
V_t	=	volume of final extract	=	3000	uL
Df	=	dilution factor	=	1	
Ais	=	response of internal standard	=	1642039	
RRF	=	response factor of compound	=	1.16546	
V_i	=	volume injected	=	0.5	uL
Ws	=	sample weight	=	30	g
D	=	percent solids	=	0.88	

Therefore: benzo(a)pyrene concentration in soil =

$$\frac{1427250 \times 2ng \times 3000uL \times 1}{1642039 \times 1.16546 \times 0.5uL \times 30g \times 0.88}$$

C_s = 339.0 ug/kg

Tetra Tech NUS, Inc

Client Sample ID: SB-500-0001

GC/MS Semivolatiles

Lot-Sample #...: A7K290236-001 Work Order #...: KC3971A2 Matrix.....: SO
Date Sampled...: 11/27/07 09:40 Date Received..: 11/29/07
Prep Date.....: 11/30/07 Analysis Date..: 12/02/07
Prep Batch #...: 7334045
Dilution Factor: 1 Initial Wgt/Vol: 30 g Final Wgt/Vol..: 3 mL
% Moisture.....: 12 Method.....: SW846 8270C

PARAMETER	RESULT	REPORTING LIMIT	UNITS
N-Nitrosodimethylamine	ND	560	ug/kg
Benzaldehyde	ND	560	ug/kg
1,1'-Biphenyl	ND	560	ug/kg
Caprolactam	ND	560	ug/kg
Acetophenone	ND	110	ug/kg
Atrazine	ND	560	ug/kg
Phenol	ND	560	ug/kg
bis(2-Chloroethyl)-ether	ND	560	ug/kg
2-Chlorophenol	ND	560	ug/kg
2-Methylphenol	ND	560	ug/kg
2,2'-oxybis(1-Chloro-propane)	ND	560	ug/kg
4-Methylphenol	ND	560	ug/kg
N-Nitrosodi-n-propyl-amine	ND	560	ug/kg
Hexachloroethane	ND	560	ug/kg
Nitrobenzene	ND	560	ug/kg
Isophorone	ND	560	ug/kg
2-Nitrophenol	ND	560	ug/kg
2,4-Dimethylphenol	ND	560	ug/kg
bis(2-Chloroethoxy) methane	ND	560	ug/kg
2,4-Dichlorophenol	ND	560	ug/kg
Naphthalene	ND	560	ug/kg
4-Chloroaniline	ND	560	ug/kg
Hexachlorobutadiene	ND	560	ug/kg
4-Chloro-3-methylphenol	ND	560	ug/kg
2-Methylnaphthalene	ND	560	ug/kg
Hexachlorocyclopenta-diene	ND	560	ug/kg
2,4,6-Trichloro-phenol	ND	560	ug/kg
2,4,5-Trichloro-phenol	ND	560	ug/kg
2-Chloronaphthalene	ND	560	ug/kg
2-Nitroaniline	ND	1100	ug/kg
Dimethyl phthalate	ND	560	ug/kg

(Continued on next page)

Tetra Tech NUS, Inc

Client Sample ID: SB-500-0001

GC/MS Semivolatiles

Lot-Sample #...: A7K290236-001 Work Order #...: KC3971A2 Matrix.....: SO

PARAMETER	RESULT	REPORTING LIMIT	UNITS
Acenaphthylene	**13 J**	**560**	**ug/kg**
2,6-Dinitrotoluene	ND	560	ug/kg
3-Nitroaniline	ND	1100	ug/kg
Acenaphthene	**25 J**	**560**	**ug/kg**
2,4-Dinitrophenol	ND	1100	ug/kg
4-Nitrophenol	ND	1100	ug/kg
Dibenzofuran	ND	560	ug/kg
2,4-Dinitrotoluene	ND	560	ug/kg
Diethyl phthalate	ND	560	ug/kg
4-Chlorophenyl phenyl ether	ND	560	ug/kg
Fluorene	**19 J**	**560**	**ug/kg**
4-Nitroaniline	ND	560	ug/kg
4,6-Dinitro-2-methylphenol	ND	560	ug/kg
N-Nitrosodiphenylamine	ND	560	ug/kg
4-Bromophenyl phenyl ether	ND	560	ug/kg
Hexachlorobenzene	ND	560	ug/kg
Pentachlorophenol	ND	560	ug/kg
Phenanthrene	**220 J**	**560**	**ug/kg**
Anthracene	**78 J**	**560**	**ug/kg**
Carbazole	**27 J**	**560**	**ug/kg**
Di-n-butyl phthalate	ND	560	ug/kg
Fluoranthene	**570**	**560**	**ug/kg**
Pyrene	**460 J**	**560**	**ug/kg**
Butyl benzyl phthalate	ND	560	ug/kg
3,3'-Dichlorobenzidine	ND	560	ug/kg
Benzo(a)anthracene	**280 J**	**560**	**ug/kg**
Chrysene	**300 J**	**560**	**ug/kg**
bis(2-Ethylhexyl) phthalate	ND	560	ug/kg
Di-n-octyl phthalate	ND	560	ug/kg
Benzo(b)fluoranthene	**520 J**	**560**	**ug/kg**
Benzo(k)fluoranthene	**210 J**	**560**	**ug/kg**
Benzo(a)pyrene	**340 J**	**560**	**ug/kg**
Indeno(1,2,3-cd)pyrene	**300 J**	**560**	**ug/kg**
Dibenz(a,h)anthracene	**90 J**	**560**	**ug/kg**
Benzo(ghi)perylene	**360 J**	**560**	**ug/kg**

(Continued on next page)

TestAmerica North Canton

Semivolatile REPORT SW-846 Method 8270

Data file : \\cansvr11\dd\chem\MSS\a4ag2.i\71202A.b\KC3971A2.D
Lab Smp Id: KC3971A2 Client Smp ID: SB-500-0001
Inj Date : 02-DEC-2007 14:13
Operator : 046900 Inst ID: a4ag2.i
Smp Info : KC3971A2,71202A.b,8270P,PAH.SUB
Misc Info :
Comment :
Method : \\cansvr11\dd\chem\MSS\a4ag2.i\71202A.b\8270p.m
Meth Date : 03-Dec-2007 08:04 hulat Quant Type: ISTD
Cal Date : 30-NOV-2007 12:04 Cal File: 2AML1130.D
Als bottle: 10
Dil Factor: 1.00000
Integrator: HP RTE Compound Sublist: 3-827042.sub
Target Version: 4.14
Processing Host: CANPMSSV04

Concentration Formula: Amt * DF * Uf * Vt/(Vi * Ws) * CpndVariable

Name	Value	Description
DF	1.000	Dilution Factor
Uf	1.000	ng unit correction factor
Vt	3000.000	Volume of final extract (uL)(1000 low, 2
Vi	0.50000	Volume injected (uL)
Ws	30.000	Weight of sample extracted (g)
Cpnd Variable		Local Compound Variable

	Compounds	QUANT SIG MASS	RT	EXP RT	REL RT	RESPONSE	CONCENTRATIONS ON-COLUMN (NG)	FINAL (ug/kg)	
* 1	1,4-Dichlorobenzene-d4	152	3.707	3.713	(1.000)	373222	2.00000		(Q)
* 2	Naphthalene-d8	136	4.607	4.613	(1.000)	1653753	2.00000		
* 3	Acenaphthene-d10	164	5.877	5.883	(1.000)	889552	2.00000		
* 4	Phenanthrene-d10	188	6.971	6.971	(1.000)	1550460	2.00000		
* 5	Chrysene-d12	240	8.953	8.960	(1.000)	1629707	2.00000		
* 6	Perylene-d12	264	10.524	10.524	(1.000)	1642039	2.00000		
198	1,4-Dioxane	88	Compound Not Detected.						
9	Pyridine	79	Compound Not Detected.						
10	N-Nitrosodimethylamine	74	Compound Not Detected.						
12	3-Chloropropionitrile	54	Compound Not Detected.						
209	Benzaldehyde	77	Compound Not Detected.						
21	Aniline	93	Compound Not Detected.						
22	Phenol	94	Compound Not Detected.						
23	bis(2-Chloroethyl)ether	93	Compound Not Detected.						
24	2-Chlorophenol	128	Compound Not Detected.						
26	1,3-Dichlorobenzene	146	Compound Not Detected.						
27	1,4-Dichlorobenzene	146	Compound Not Detected.						
28	1,2-Dichlorobenzene	146	Compound Not Detected.						

Compounds	QUANT SIG MASS	RT	EXP RT	REL RT	RESPONSE	CONCENTRATIONS ON-COLUMN (NG)	CONCENTRATIONS FINAL (ug/kg)
116 Anthracene	178	7.024	7.030	(1.008)	305295	0.34571	69.141
119 Carbazole	167	7.124	7.130	(1.022)	98762	0.11876	23.753
120 Di-n-Butylphthalate	149	Compound Not Detected.					
123 Fluoranthene	202	7.865	7.865	(1.128)	2286779	2.52217	504.43
124 Benzidine	184	Compound Not Detected.					
125 Pyrene	202	8.042	8.042	(0.898)	2005269	2.04493	408.99
131 Butylbenzylphthalate	149	Compound Not Detected.					
133 3,3'-Dimethoxybenzidine	244	Compound Not Detected.					
135 3,3'-Dichlorobenzidine	252	Compound Not Detected.					
136 Benzo(a)Anthracene	228	8.942	8.948	(0.999)	1306255	1.25210	250.42
137 Chrysene	228	8.977	8.983	(1.003)	1276946	1.33771	267.54
138 4,4'-Methylene bis(o-chloroan	231	Compound Not Detected.					
139 bis(2-ethylhexyl)Phthalate	149	Compound Not Detected.					
140 Di-n-octylphthalate	149	Compound Not Detected.					
141 Benzo(b)fluoranthene	252	10.030	10.036	(0.953)	2294044	2.28587	457.17
142 Benzo(k)fluoranthene	252	10.048	10.065	(0.955)	1012737	0.91521	183.04(QM)
146 Benzo(a)pyrene	252	10.453	10.459	(0.993)	1427250	1.49159	298.32
149 Indeno(1,2,3-cd)pyrene	276	12.253	12.271	(1.164)	1481833	1.32947	265.89
150 Dibenz(a,h)anthracene	278	12.259	12.283	(1.165)	393029	0.39687	79.374
151 Benzo(g,h,i)perylene	276	12.794	12.806	(1.216)	1474753	1.57838	315.68
$ 154 Nitrobenzene-d5	82	4.083	4.089	(0.886)	641669	1.99277	398.55
$ 155 2-Fluorobiphenyl	172	5.365	5.366	(0.913)	1435843	2.31496	462.99
$ 156 Terphenyl-d14	244	8.112	8.113	(0.906)	2120938	2.93459	586.92
$ 157 Phenol-d5	99	3.413	3.407	(0.921)	1165294	3.42813	685.62
$ 158 2-Fluorophenol	112	2.848	2.830	(0.768)	790871	3.21763	643.52
$ 159 2,4,6-Tribromophenol	330	6.448	6.454	(1.097)	161568	1.98970	397.94
$ 186 2-Chlorophenol-d4	132	3.554	3.554	(0.959)	919056	3.29456	658.91
$ 187 1,2-Dichlorobenzene-d4	152	3.819	3.825	(1.030)	322050	1.85402	370.80
M 195 Cresols, total	100	Compound Not Detected.					
101 Diphenylamine	169	Compound Not Detected.					

QC Flag Legend

Q - Qualifier signal failed the ratio test.
M - Compound response manually integrated.

TestAmerica North Canton

INITIAL CALIBRATION DATA

Start Cal Date : 30-NOV-2007 07:26
End Cal Date : 30-NOV-2007 12:22
Quant Method : ISTD
Origin : Disabled
Target Version : 4.14
Integrator : HP RTE
Method file : \\cansvr11\dd\chem\MSS\a4ag2.i\71130A.b\8270p.m
Last Edit : 30-Nov-2007 12:51 hulat
Curve Type : Average

Compound	0.05000 Level 1	0.25000 Level 2	0.50000 Level 3	1.000 Level 4	2.500 Level 5	5.000 Level 6	RRF	% RSD	
	7.500 Level 7	10.000 Level 8	12.500 Level 9						
144 Hexachlorophene	+++++	+++++	+++++	+++++	+++++	+++++			
	+++++	+++++	+++++				+++++	+++++	<-
145 Hexachlorophene product	+++++	+++++	+++++	+++++	+++++	+++++			
	+++++	+++++	+++++				+++++	+++++	<-
146 Benzo(a)pyrene	1.07297	1.02064	1.01162	1.08654	1.12973	1.17561			
	1.20920	1.40019	1.38263				1.16546	12.322	
148 3-Methylcholanthrene	+++++	0.37961	0.40575	0.42987	0.46197	0.50268			
	0.53839	0.54412	0.59247				0.48186	15.508	<-
149 Indeno(1,2,3-cd)pyrene	1.17394	1.14538	1.18564	1.26201	1.33326	1.38319			
	1.44583	1.65335	1.63567				1.35759	14.056	
150 Dibenz(a,h)anthracene	1.09094	1.01685	1.03505	1.11875	1.16869	1.22113			
	1.28073	1.47476	1.44905				1.20622	13.884	
151 Benzo(g,h,i)perylene	1.08763	0.99201	0.99454	1.05051	1.10896	1.13870			
	1.18281	1.35436	1.33276				1.13803	11.611	
199 3-Picoline	+++++	1.12035	1.20818	1.26564	1.32149	1.41883			
	1.44664	1.52917	1.59190				1.36278	11.902	<-
200 N,N-Dimethylacetamide	+++++	1.31831	1.27606	1.29310	1.33284	1.37402			
	1.42611	1.45139	1.50298				1.37185	5.924	<-
201 Quinoline	+++++	+++++	+++++	+++++	+++++	+++++			
	+++++	+++++	+++++				+++++	+++++	<-
202 Diphenyl	+++++	+++++	+++++	+++++	+++++	+++++			
	+++++	+++++	+++++				+++++	+++++	<-

SW846 8082 MATRIX SPIKE/MATRIX SPIKE DUPLICATE RECOVERY

Lab Name: TestAmerica Laboratories, Inc. Client: Tetra Tech NUS, Inc

Lab Code: TALCAN SDG No: 7K29236

Matrix Spike ID: SB-500-0406

Lot #: A7K290236 WO #: KC4TG1A5

BATCH: 7337047

COMPOUND	SPIKE ADDED (ug/kg)	MSD CONCENT. (ug/kg)	MSD % REC	% RPD		QC LIMITS RPD	QC LIMITS REC	QUAL
Aroclor 1016	370	300	82	29		30	10- 199	
Aroclor 1260	370	330	89	33	*	30	10- 199	p

NOTES(S):

Results and reporting limits have been adjusted for dry weight.

p Relative percent difference (RPD) is outside stated control limits.

Column to be used to flag recovery and RPD values with an asterisk
* Values outside of QC limits

RPD: 1 out of 2 outside limits
Spike Recovery: 0 out of 2 outside limits

COMMENTS:

FORM III

CALCULATION WORKSHEET **Page 1 of 1**

CLIENT: LOCKHEED MIDDLE RIVER	**SDG No.** 7K29236
SUBJECT: EXAMPLE CALCULATION - AROCLOR-1260 - SOIL	
BY: T. JACKMAN	**DATE:** **02/06/08**

Sample ID = SB-501-0001
Concentration = 58000 ug/kg

Aroclor-1260

EQUATION:

$$C_w = \frac{A_x \times V_t \times Df}{CF \times V_i \times W_s \times D}$$

Where:

C_s	=	analyte concentration in soil		ug/kg
A_x	=	analyte response	= 3534008	
V_t	=	volume of final extract	= 10000	uL
Df	=	dilution factor	= 200	
CF	=	calibration factor	= 4693441	
V_i	=	volume injected	= 1	uL
Ws	=	sample weight	= 30	g
D	=	percent solids	= 0.87	

Therefore: Aroclor-1260 concentration in soil =

$$\frac{3534008.4 \times 10000uL \times 200}{4693440.6 \times 1uL \times 30g \times 0.87}$$

C_s = 57699 ug/kg

Tetra Tech NUS, Inc

Client Sample ID: SB-501-0001

GC Semivolatiles

Lot-Sample #...: A7K290236-004 Work Order #...: KC4TL1AH Matrix.....: SO
Date Sampled...: 11/27/07 10:27 Date Received..: 11/29/07
Prep Date.....: 12/03/07 Analysis Date..: 12/08/07
Prep Batch #...: 7337047
Dilution Factor: 200 Initial Wgt/Vol: 30 g Final Wgt/Vol..: 10 mL
% Moisture....: 13 Method.....: SW846 8082

PARAMETER	RESULT	REPORTING LIMIT	UNITS	MDL
Aroclor 1016	ND	7600	ug/kg	2500
Aroclor 1221	ND	7600	ug/kg	3000
Aroclor 1232	ND	7600	ug/kg	2800
Aroclor 1242	ND	7600	ug/kg	3200
Aroclor 1248	ND	7600	ug/kg	3500
Aroclor 1254	ND	7600	ug/kg	2000
Aroclor 1260	**58000**	**7600**	**ug/kg**	**2300**

SURROGATE	PERCENT RECOVERY	RECOVERY LIMITS
Tetrachloro-m-xylene	0.0 DIL,*	(10 - 196)
Decachlorobiphenyl	202 DIL,*	(10 - 199)

NOTE(S):

DIL The concentration is estimated or not reported due to dilution or the presence of interfering analytes.

* Surrogate recovery is outside stated control limits.

Results and reporting limits have been adjusted for dry weight.

Data File: \\CANSVR11\DD\chem\GCS\a2hp10.i\71207-1.b\062F6201.D
Report Date: 10-Dec-2007 10:02

TestAmerica North Canton

Data file : \\CANSVR11\DD\chem\GCS\a2hp10.i\71207-1.b\062F6201.D
Lab Smp Id: KC4TL1AH Client Smp ID: SB-501-0001
Inj Date : 08-DEC-2007 03:08
Operator : Inst ID: a2hp10.i
Smp Info : KC4TL1AH,200
Misc Info :
Comment   :
Method   : \\CANSVR11\dd\chem\GCS\a2hp10.i\71207-1.b\PCB10.m
Meth Date : 08-Dec-2007 09:19 Quant Type: ESTD
Cal Date : 10-OCT-2007 01:35 Cal File: 043F4301.D
Als bottle: 62
Dil Factor: 200.00000
Integrator: Falcon Compound Sublist: pcb.sub
Target Version: 4.14 Sample Matrix: SOIL
Processing Host: CANSVR11

Concentration Formula: Amt * DF * Vt/Vo * CpndVariable

Name	Value	Description
DF	200.000	Dilution Factor
Vt	10000.000	final volume
Vo	30.000	initial volume
Cpnd Variable		Local Compound Variable

				CONCENTRATIONS ON-COL	CONCENTRATIONS FINAL		
RT	EXP RT	DLT RT	RESPONSE	ng	(ug/kg)	TARGET RANGE	RATIO
$ 1 TCMX					CAS #: 877-09-8		

Peaks not detected for Quant. or Qual. signal(s).

---

2 AROCLOR-1221 CAS #: 11104-28-2

Peaks not detected for Quant. or Qual. signal(s).

---

3 AROCLOR-1016 CAS #: 12674-11-2

Peaks not detected for Quant. or Qual. signal(s).

---

4 AROCLOR-1232 CAS #: 11141-16-5

Peaks not detected for Quant. or Qual. signal(s).

Data File: \\CANSVR11\DD\chem\GCS\a2hp10.i\71207-1.b\062F6201.D
Report Date: 10-Dec-2007 10:02

RT	EXP RT	DLT RT	RESPONSE	CONCENTRATIONS ON-COL (ng)	FINAL (ug/kg)	TARGET RANGE	RATIO	
5 AROCLOR-1242					CAS #: 53469-21-9			
Peaks not detected for Quant. or Qual. signal(s).								
6 AROCLOR-1248					CAS #: 12672-29-6			
Peaks not detected for Quant. or Qual. signal(s).								
7 AROCLOR-1254					CAS #: 11097-69-1			
Compound Not Detected								
8 AROCLOR-1260					CAS #: 11096-82-5			
4.140	4.140	0.000	1910380	0.65472	43650	80.00- 120.00	100.00	(M)
4.438	4.440	-0.002	4002944	0.75604	50400	146.56- 244.26	209.54	
4.723	4.723	0.000	3961427	0.80080	53390	130.93- 218.21	207.36	
5.438	5.436	0.002	4714460	0.68306	45540	191.92- 319.87	246.78	
5.721	5.721	0.000	3080831	0.90458	60300	87.63- 146.05	161.27	
Average of Peak Concentrations =					50660			
$ 12 DCB					CAS #: 2051-24-3			
6.876	6.878	-0.002	12877	2.e-004	13.47			(R)
M 11 TOTAL PCB					CAS #: 1336-36-3			
			0	0.75984	50660			

QC Flag Legend

R - Spike/Surrogate failed recovery limits.
M - Compound response manually integrated.

Report Date : 10-Oct-2007 14:11

STL North Canton

INITIAL CALIBRATION DATA

Start Cal Date : 14-SEP-2007 15:17
End Cal Date : 10-OCT-2007 01:35
Quant Method : ESTD
Origin : Disabled
Target Version : 4.14
Integrator : Falcon
Method file : \\cansvr11\DD\chem\GCS\a2hp10.i\710091C-1.b\PCB10.m
Last Edit : 10-Oct-2007 14:09 serraa
Curve Type : Average

Compound	0.05000 Level 1	0.10000 Level 2	0.20000 Level 3	0.50000 Level 4	1.000 Level 5	2.000 Level 6	RRF	% RSD	
8 AROCLOR-1260 (1)	3180860	3038230	3000710	2930810	2732604	2624020	2917872	7.046	
(2)	5844480	5460170	5391810	5297106	4980783	4793397	5294624	7.011	
(3)	5244780	5099250	5046105	4978016	4721476	4591578	4946867	4.950	
(4)	7737060	6900710	6856545	6906292	6616813	6394635	6902009	6.602	
(5)	3847540	3449700	3381540	3348944	3243204	3164055	3405831	7.019	
9 AROCLOR-1262 (1)	1112740	1109350	983425	1003246	951413	972456	1022105	6.938	
(2)	1511140	1522570	1342595	1382294	1317340	1337690	1402272	6.510	
(3)	1780220	1794110	1612085	1668702	1563287	1617112	1672586	5.675	
(4)	3319320	3383230	3097430	3296254	3109510	3209141	3235814	3.609	
(5)	1363960	1375810	1240770	1287444	1226640	1263144	1292961	4.885	
10 AROCLOR-1268 (1)	729480	711290	615475	642646	618481	588524	650983	8.713	
(2)	4147760	4076870	3704450	4083982	3904123	3708627	3937635	4.988	
(3)	3879660	3835340	3518520	3845300	3753593	3521614	3725671	4.417	
(4)	3293700	3267220	2947545	3243182	3174266	2993644	3153260	4.683	
(5)	10441220	10696290	9594670	10641734	10379413	9611009	10227389	4.870	
M 11 TOTAL PCB	+++++	+++++	+++++	+++++	+++++	+++++	+++++	+++++	<-
$ 1 TCMX	71926400	69253600	69552400	69891800	66106520	63416240	68357827	4.476	
$ 12 DCB	72339600	66344600	65454200	61427600	59264780	57453440	63714037	8.555	

Data File: \\cansvr11\DD\chem\GCS\a2hp10.i\710091C-1.b\029F2901.D
Date : 09-OCT-2007 22:02
Client ID:
Sample Info: 1660,,1,4

Column phase: restek pest clpI

Instrument: a2hp10.i

Operator:
Column diameter: 0.53

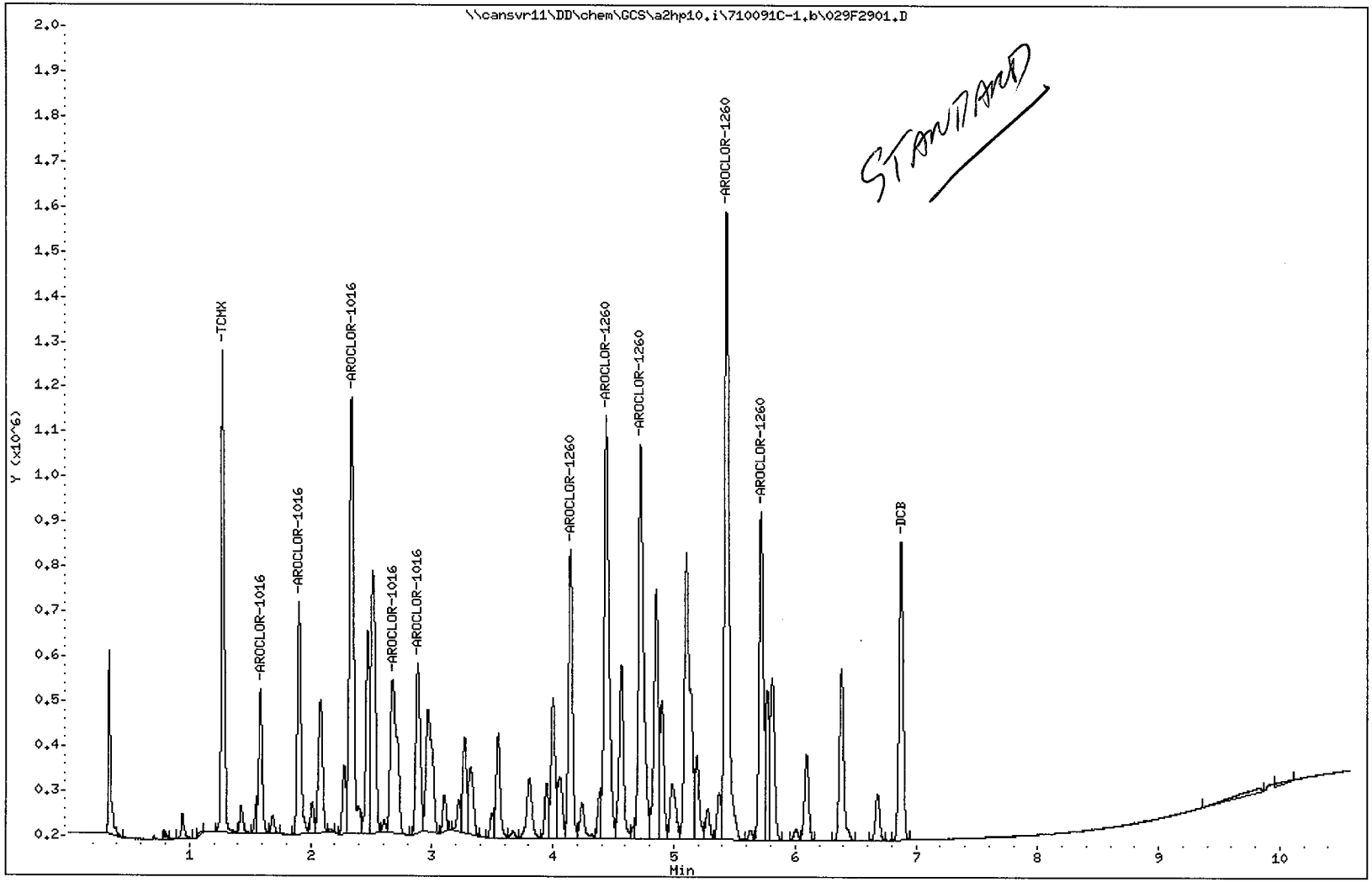

Data File: \\CANSVR11\DD\chem\GCS\a2hp10.i\71206-1.b\021F2101.D
Date : 06-DEC-2007 14:13
Client ID: SB-500-0001
Sample Info: KC3971AD
Volume Injected (uL): 1.0
Column phase: restek pest clpI

Instrument: a2hp10.i
Operator:
Column diameter: 0.53

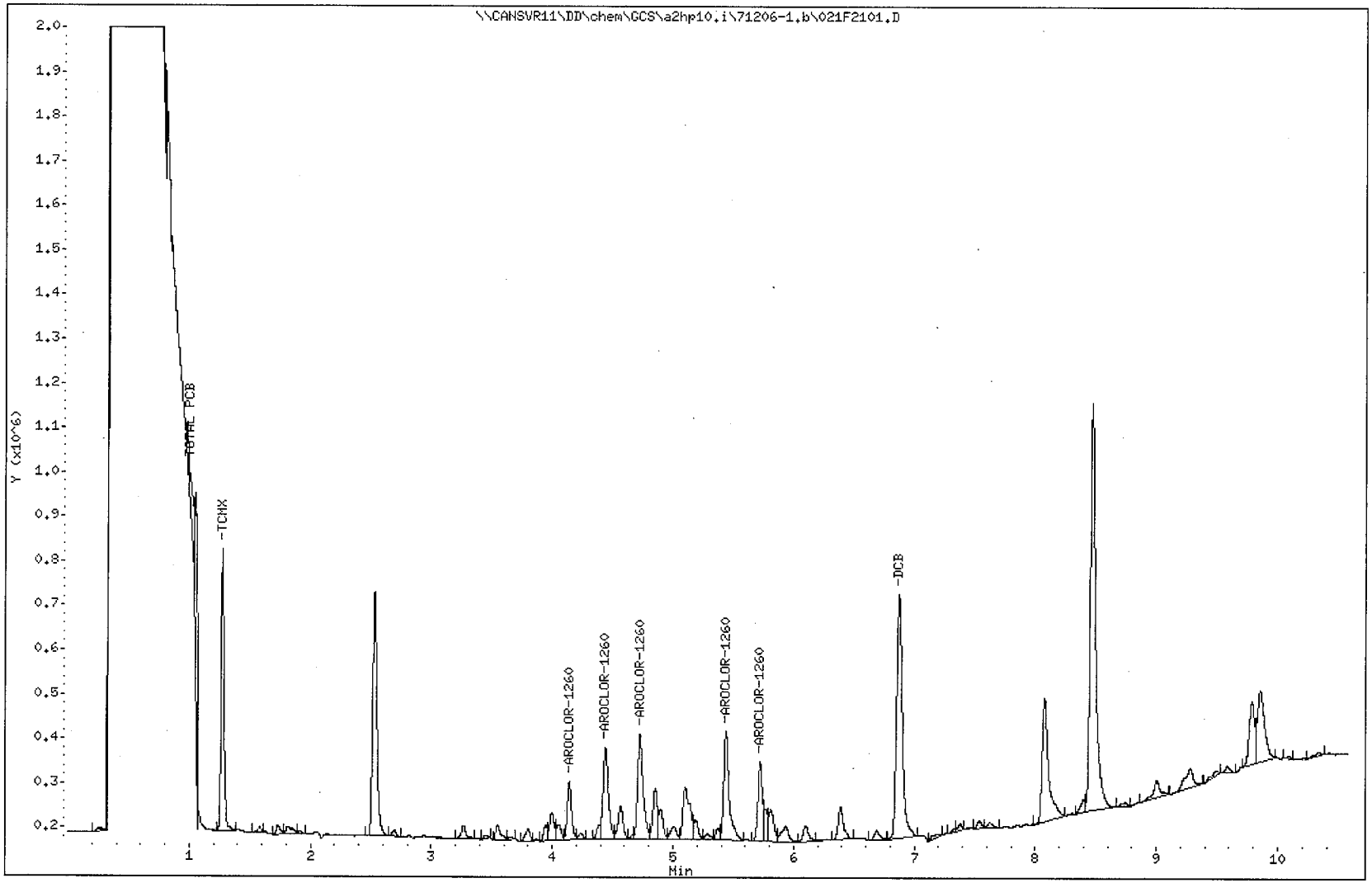

Data File: \\CANSVR11\DD\chem\GCS\a2hp10.i\71207-1.b\062F6201.D
Date : 08-DEC-2007 03:08
Client ID: SB-501-0001
Sample Info: KC4TL1AH,200
Volume Injected (uL): 1.0
Column phase: restek pest clpI

Instrument: a2hp10.i
Operator:
Column diameter: 0.53

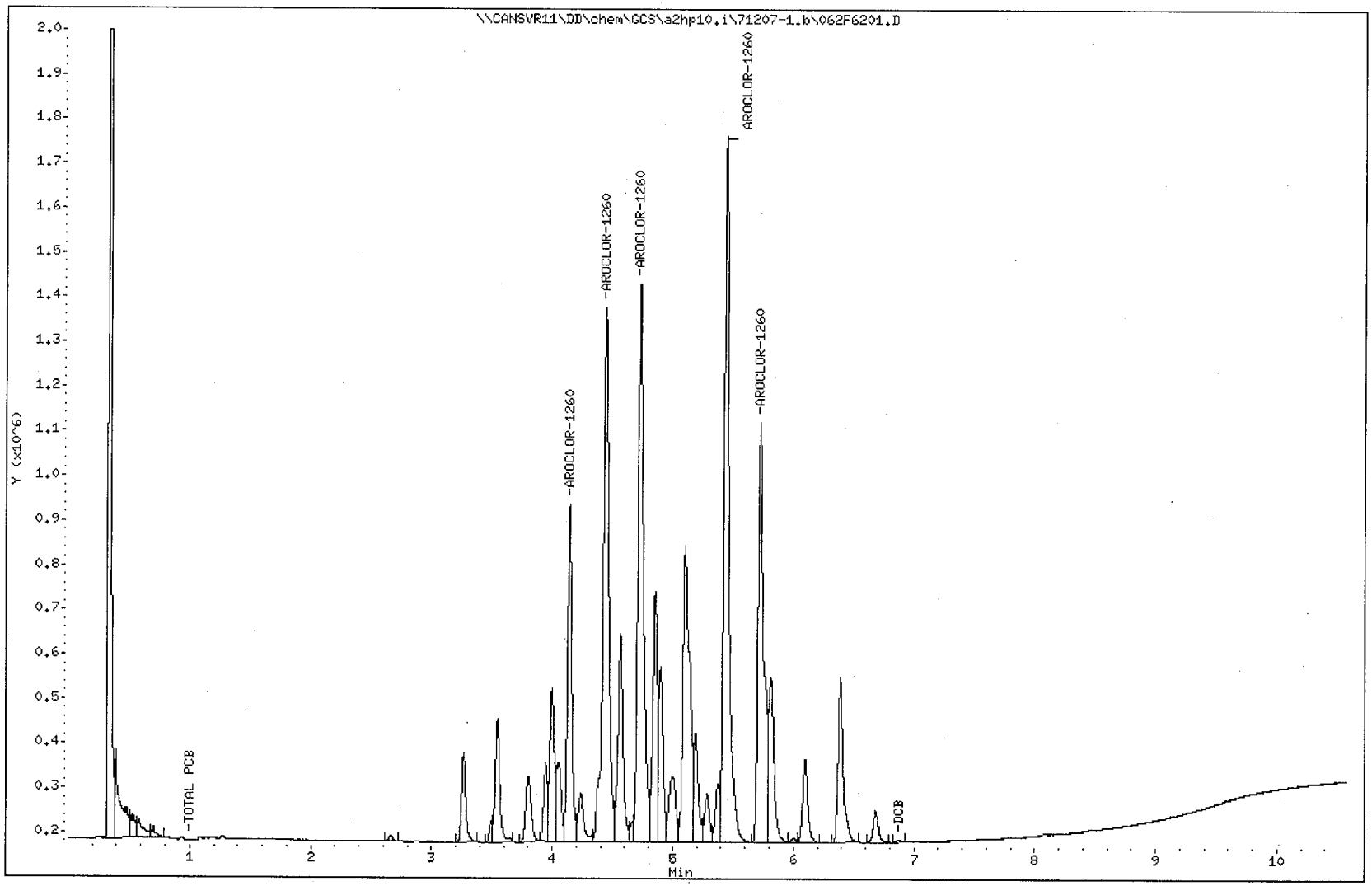

Data File: \\CANSVR11\DD\chem\GCS\a2hp10.i\71207-1.b\063F6301.D
Date : 08-DEC-2007 03:23
Client ID: SB-501-0406
Sample Info: KC4TQ1AH,20
Volume Injected (uL): 1.0
Column phase: restek pest clpI

Instrument: a2hp10.i
Operator:
Column diameter: 0.53

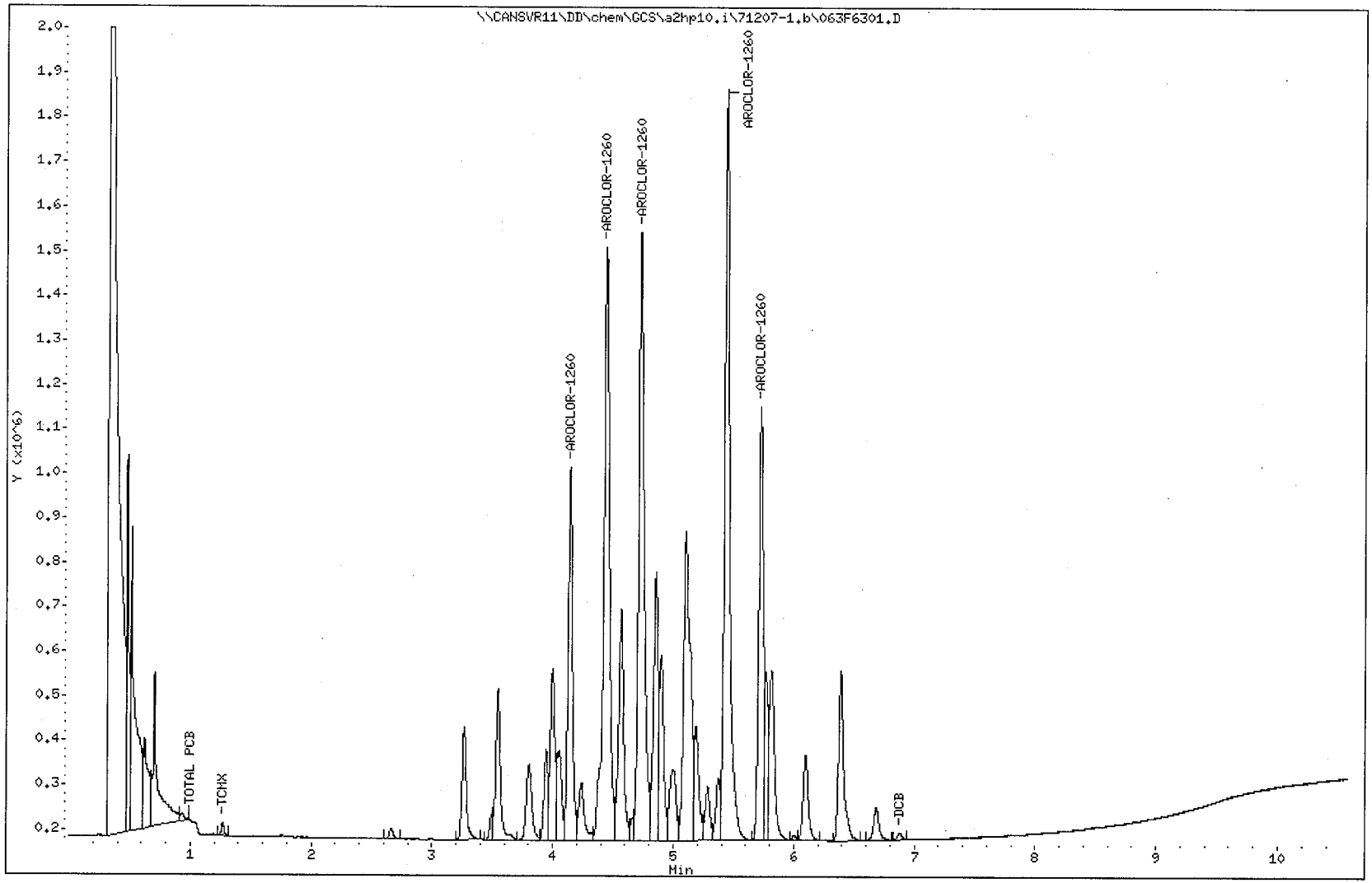

Data File: \\CANSVR11\DD\chem\GCS\a2hp10.i\71207-1.b\064F6401.D
Date : 08-DEC-2007 03:38
Client ID: SB-501-0810
Sample Info: KC4TT1AH,100
Volume Injected (uL): 1.0
Column phase: restek pest clpI

Instrument: a2hp10.i
Operator:
Column diameter: 0.53

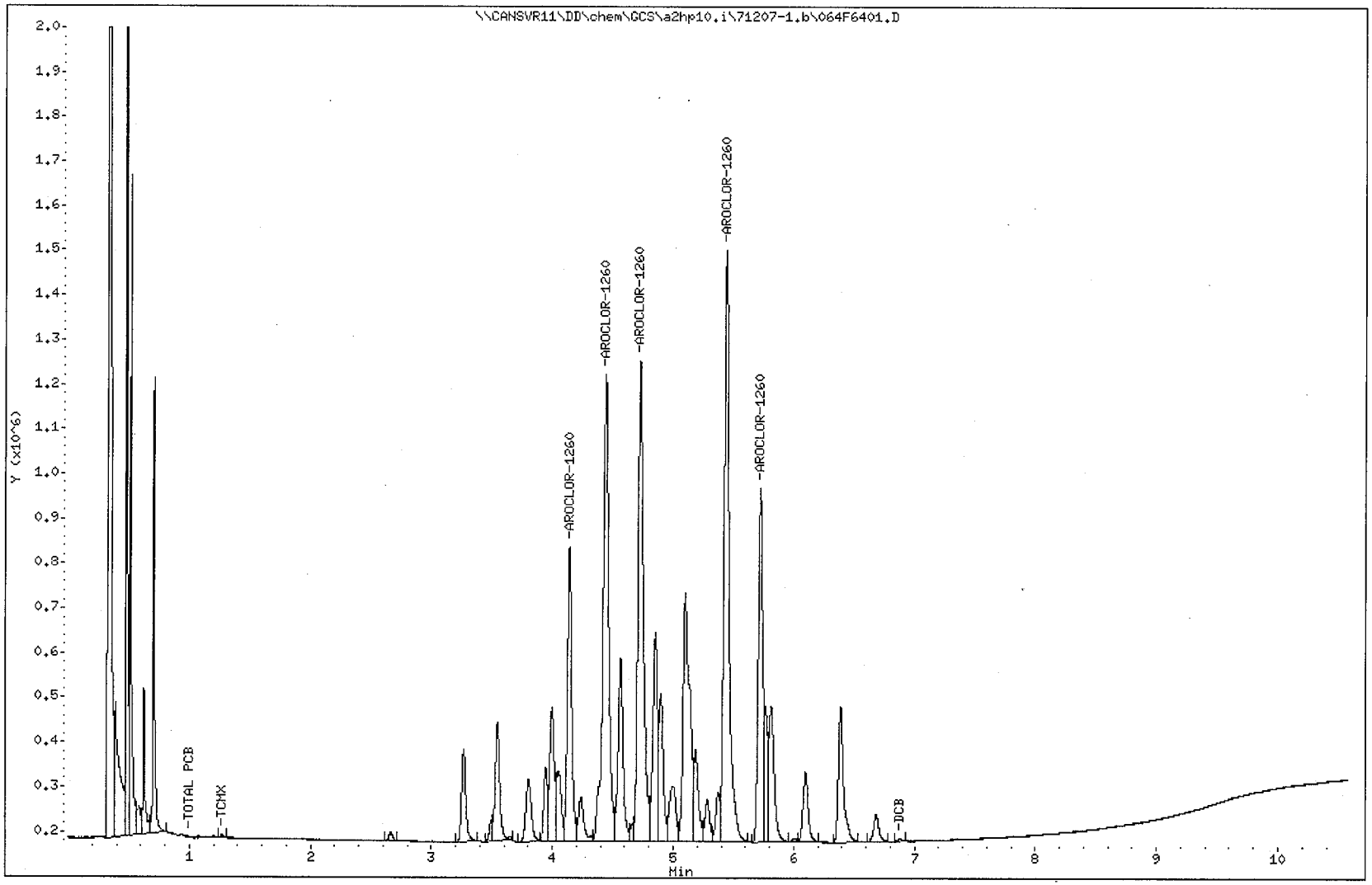

Data File: \\CANSVR11\DD\chem\GCS\a2hp10.i\71206-1.b\022F2201.D
Date : 06-DEC-2007 14:28
Client ID: SB-502-0001
Sample Info: KC4T01AH,10
Volume Injected (uL): 1.0
Column phase: restek pest clpI

Instrument: a2hp10.i
Operator:
Column diameter: 0.53

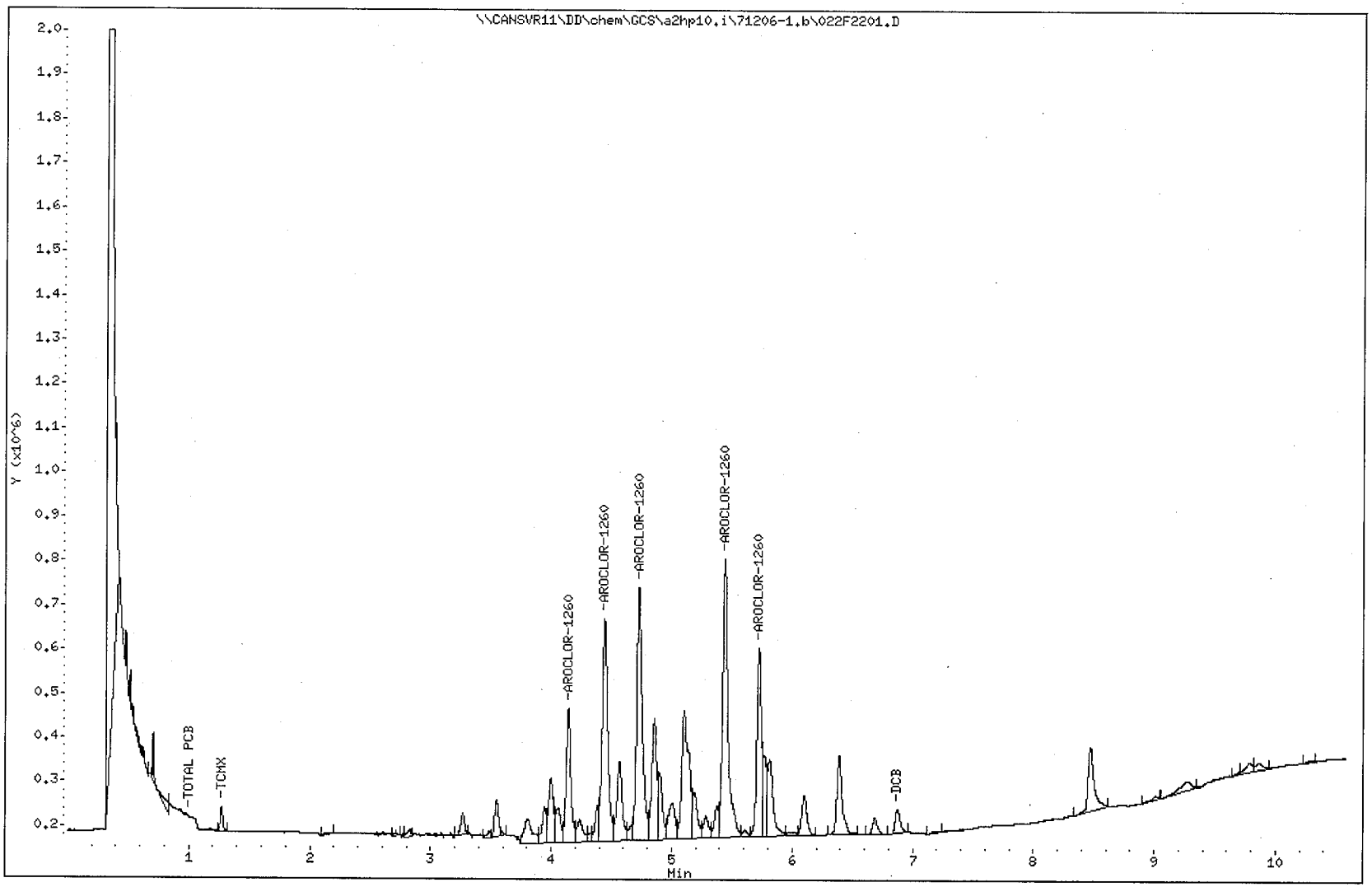

Data File: \\CANSVR11\DD\chem\GCS\a2hp10.i\71206-1.b\023F2301.D
Date : 06-DEC-2007 14:43
Client ID: SB-502-0406
Sample Info: KC4T21AH,200
Volume Injected (uL): 1.0
Column phase: restek pest clpI

Instrument: a2hp10.i
Operator:
Column diameter: 0.53

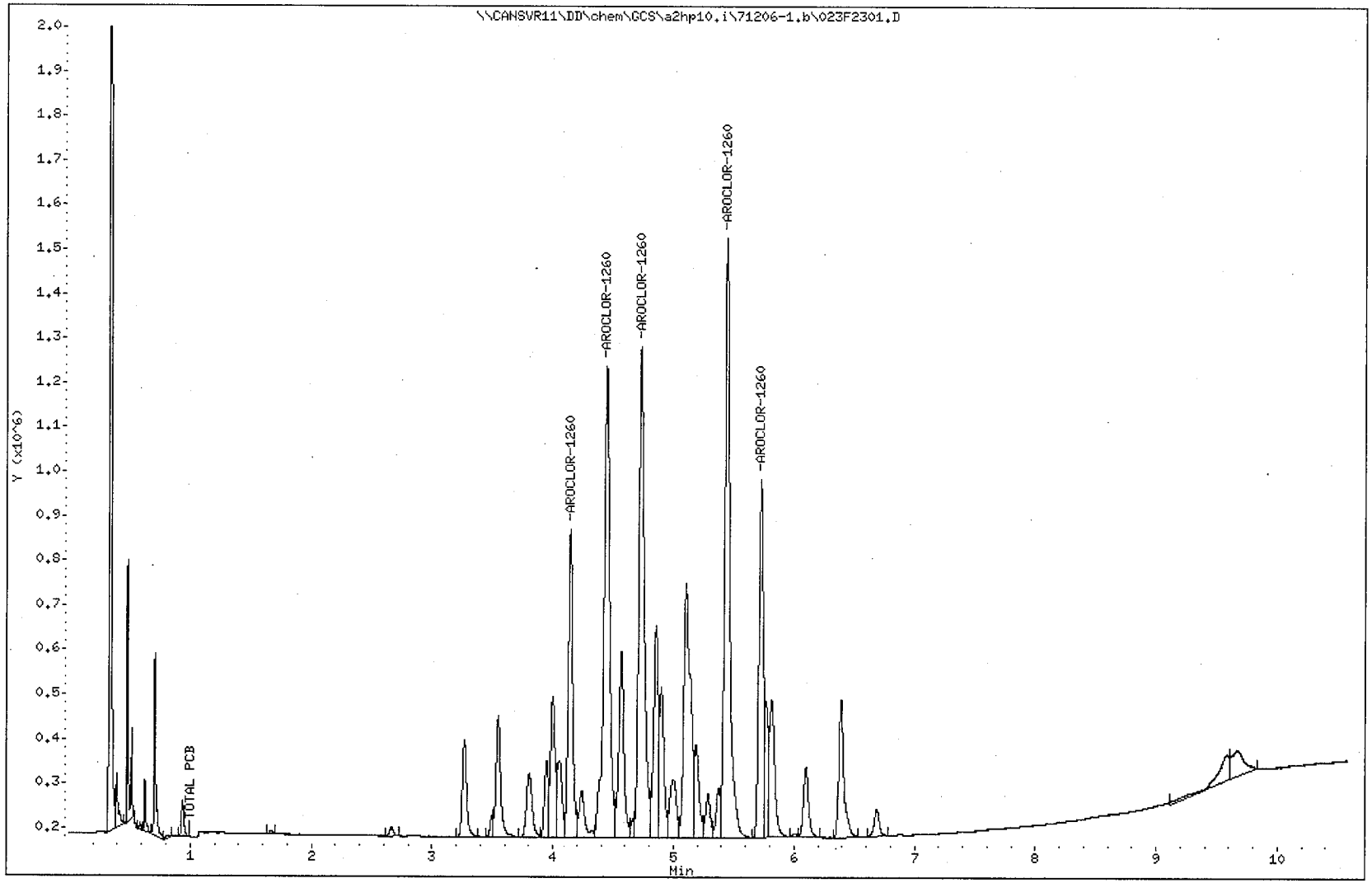

Data File: \\CANSVR11\DD\chem\GCS\a2hp10.i\71206-1.b\024F2401.D
Date : 06-DEC-2007 14:58
Client ID: SB-502-0810
Sample Info: KC4T41AH,500
Volume Injected (uL): 1.0
Column phase: restek pest clpI

Instrument: a2hp10.i
Operator:
Column diameter: 0.53

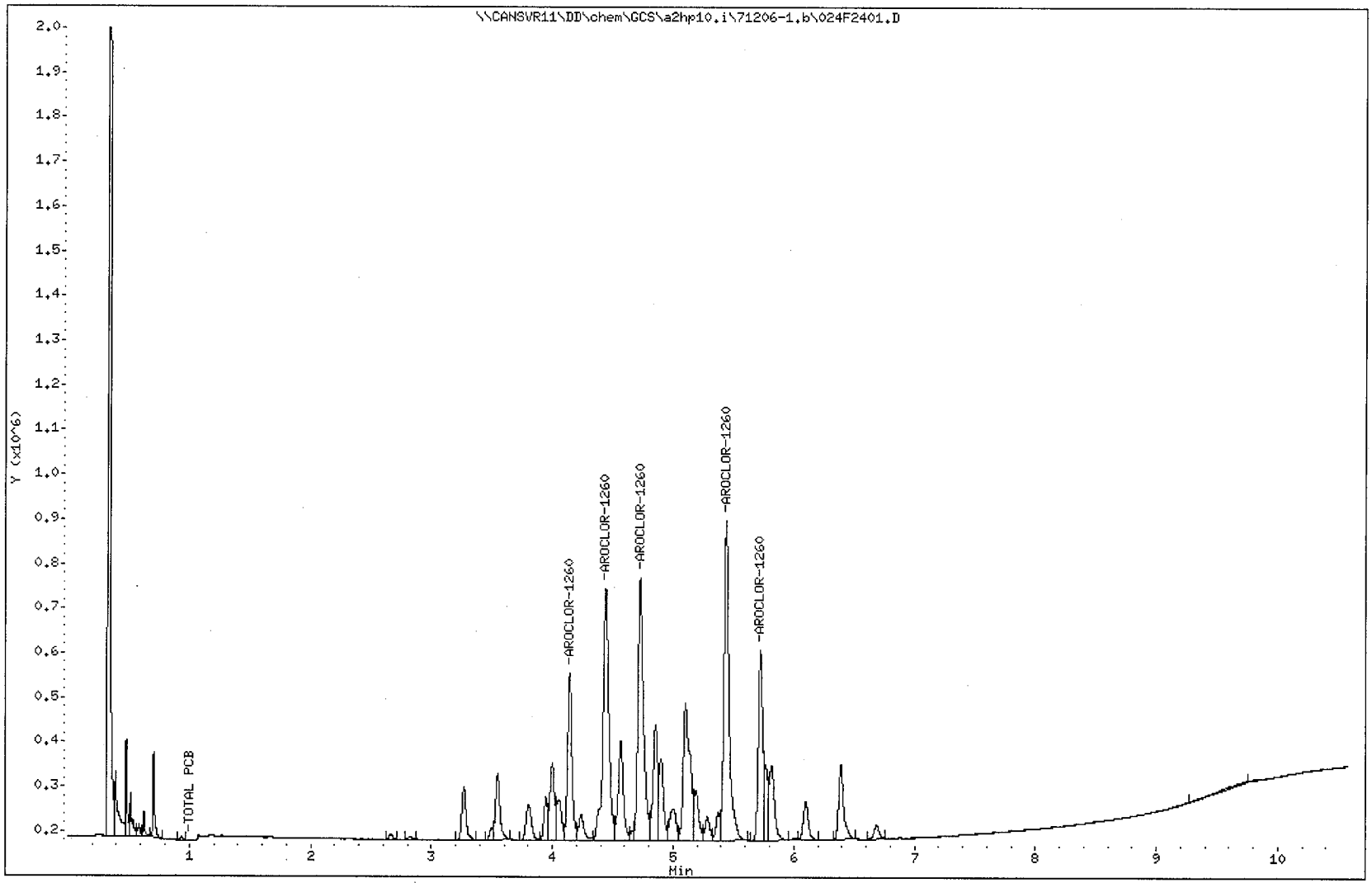

Data File: \\CANSVR11\DD\chem\GCS\a2hp10.i\71206-1.b\025F2501.D
Date : 06-DEC-2007 15:13
Client ID: SB-503-0001
Sample Info: KC4T71AH,10
Volume Injected (uL): 1.0
Column phase: restek pest clpI

Instrument: a2hp10.i
Operator:
Column diameter: 0.53

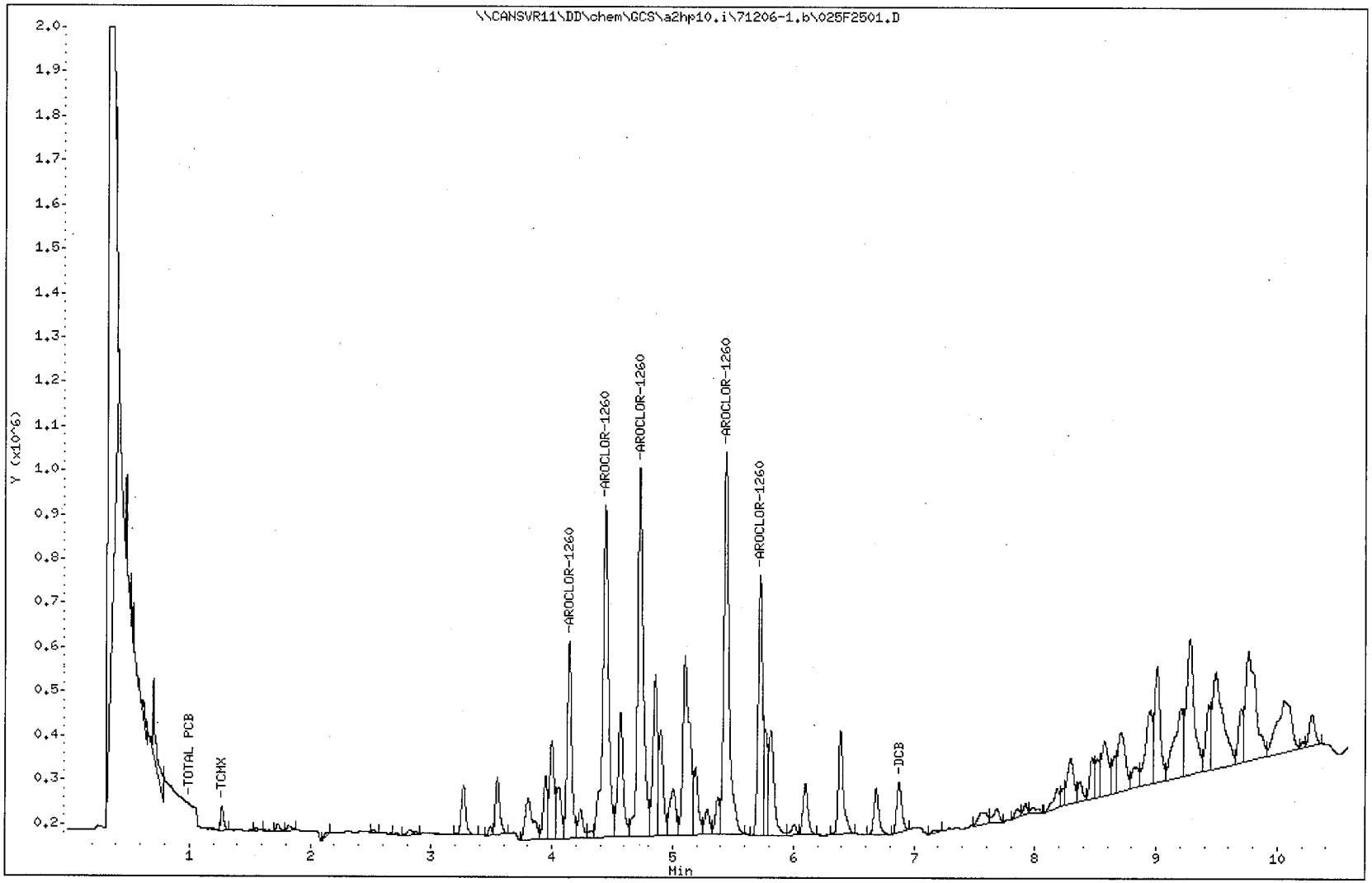

Data File: \\CANSVR11\DD\chem\GCS\a2hp10.i\71206-1.b\026F2601.D
Date : 06-DEC-2007 15:29
Client ID: SB-503-0406
Sample Info: KC4T91AH,5
Volume Injected (uL): 1.0
Column phase: restek pest clpI

Instrument: a2hp10.i
Operator:
Column diameter: 0.53

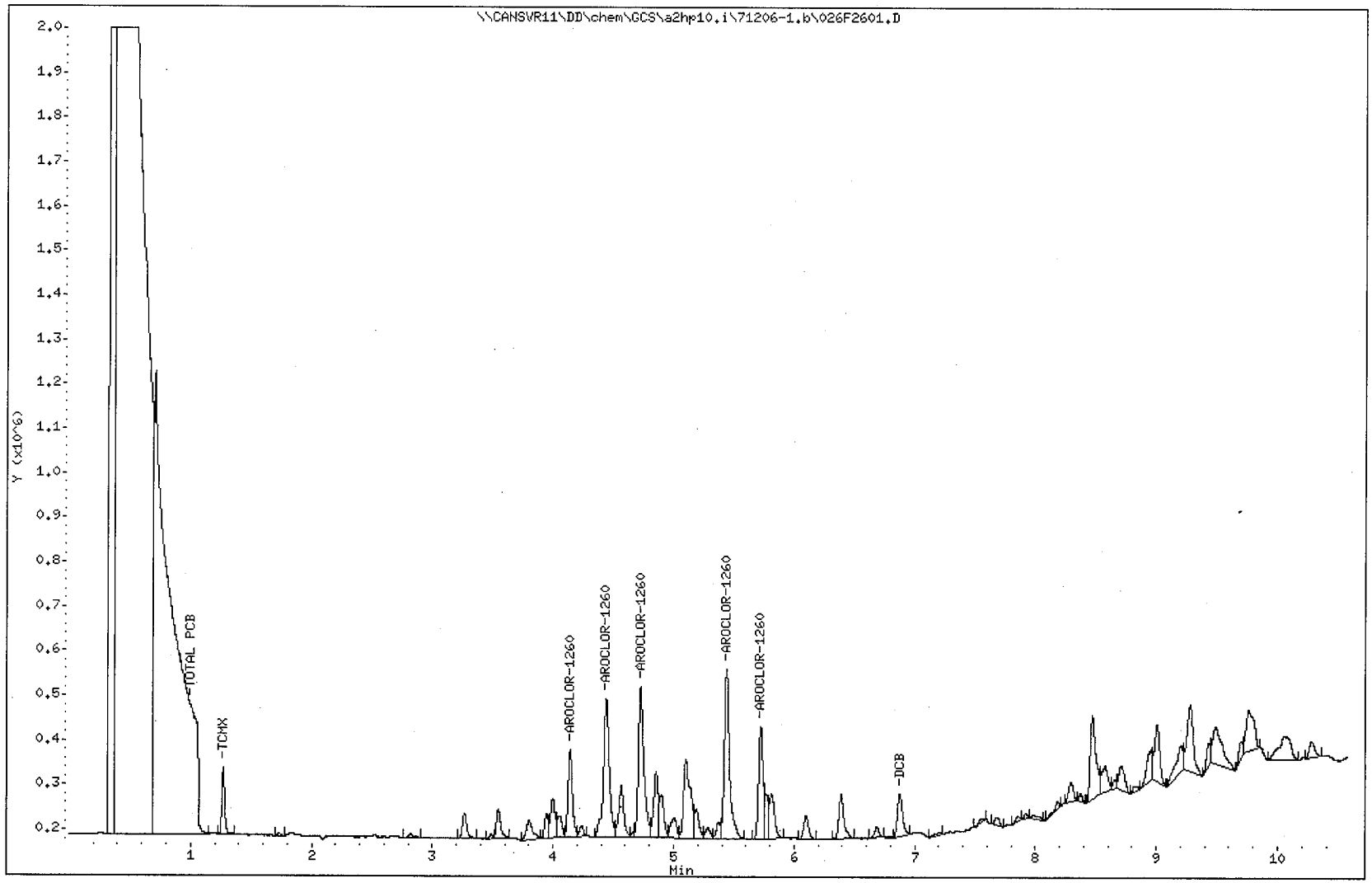

Data File: \\CANSVR11\DD\chem\GCS\a2hp10.i\71207-1.b\066F6601.D
Date : 08-DEC-2007 04:09
Client ID: SB-504-0001
Sample Info: KC4VE1AH,5
Volume Injected (uL): 1.0
Column phase: restek pest clpI

Instrument: a2hp10.i
Operator:
Column diameter: 0.53

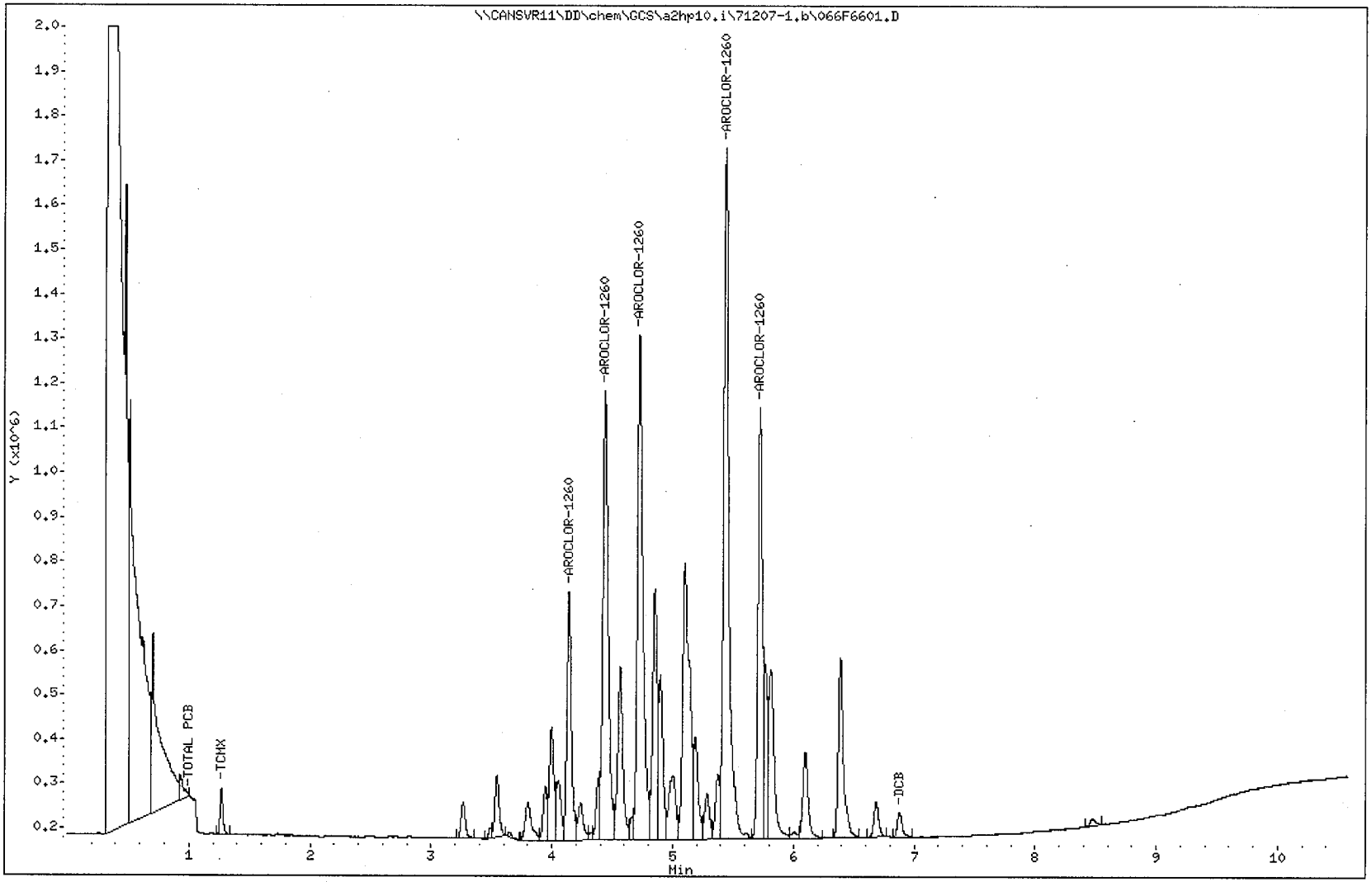

Data File: \\CANSVR11\DD\chem\GCS\a2hp10.i\71207-1.b\067F6701.D
Date : 08-DEC-2007 04:24
Client ID: SB-504-0406
Sample Info: KC4WJ1AH,50
Volume Injected (uL): 1.0
Column phase: restek pest clpI

Instrument: a2hp10.i
Operator:
Column diameter: 0.53

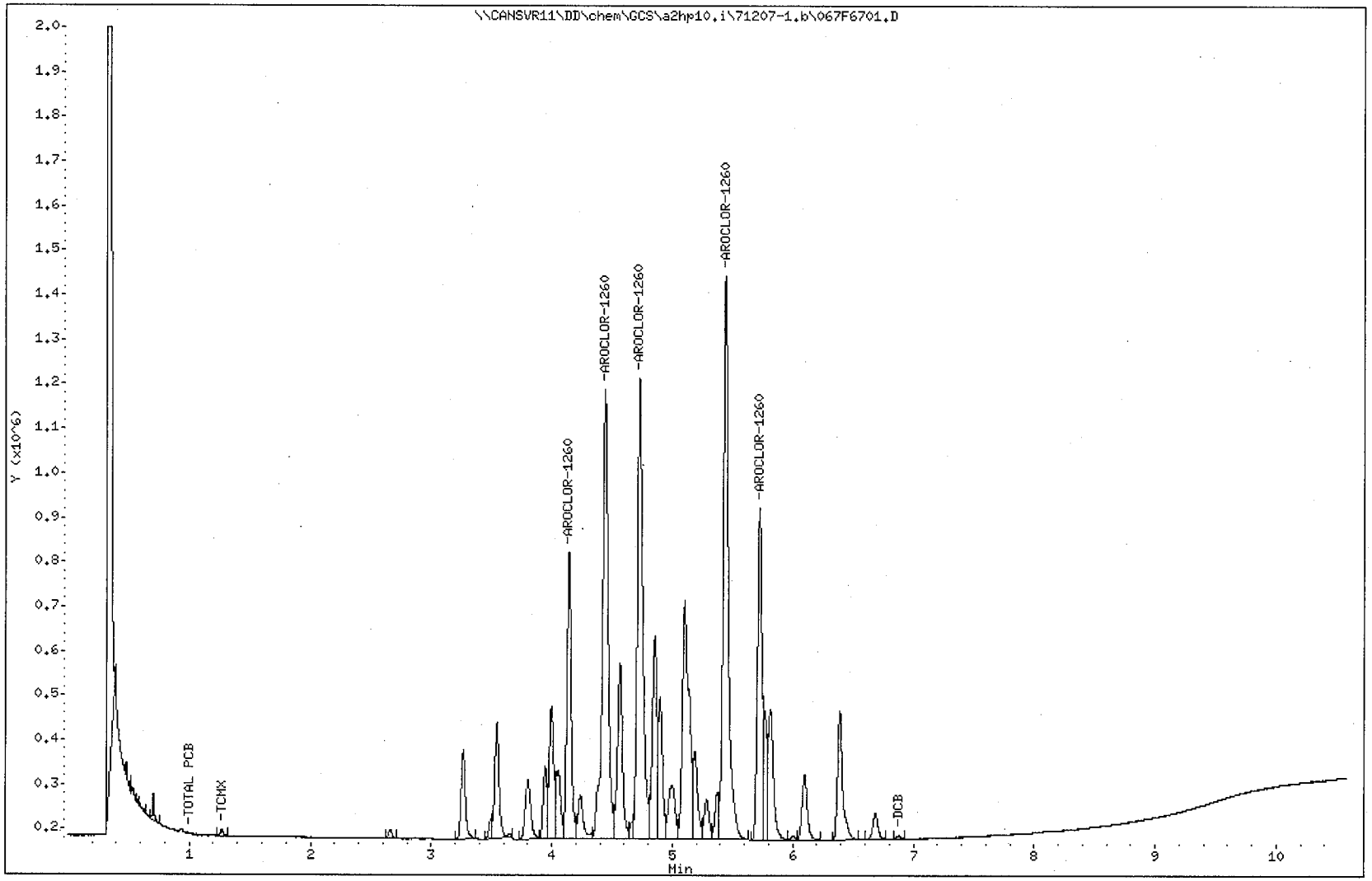

Data File: \\CANSVR11\DD\chem\GCS\a2hp10.i\71207-1.b\068F6801.D
Date : 08-DEC-2007 04:39
Client ID: SB-504-0810
Sample Info: KC4VK1AH,10
Volume Injected (uL): 1.0
Column phase: restek pest clpI

Instrument: a2hp10.i
Operator:
Column diameter: 0.53

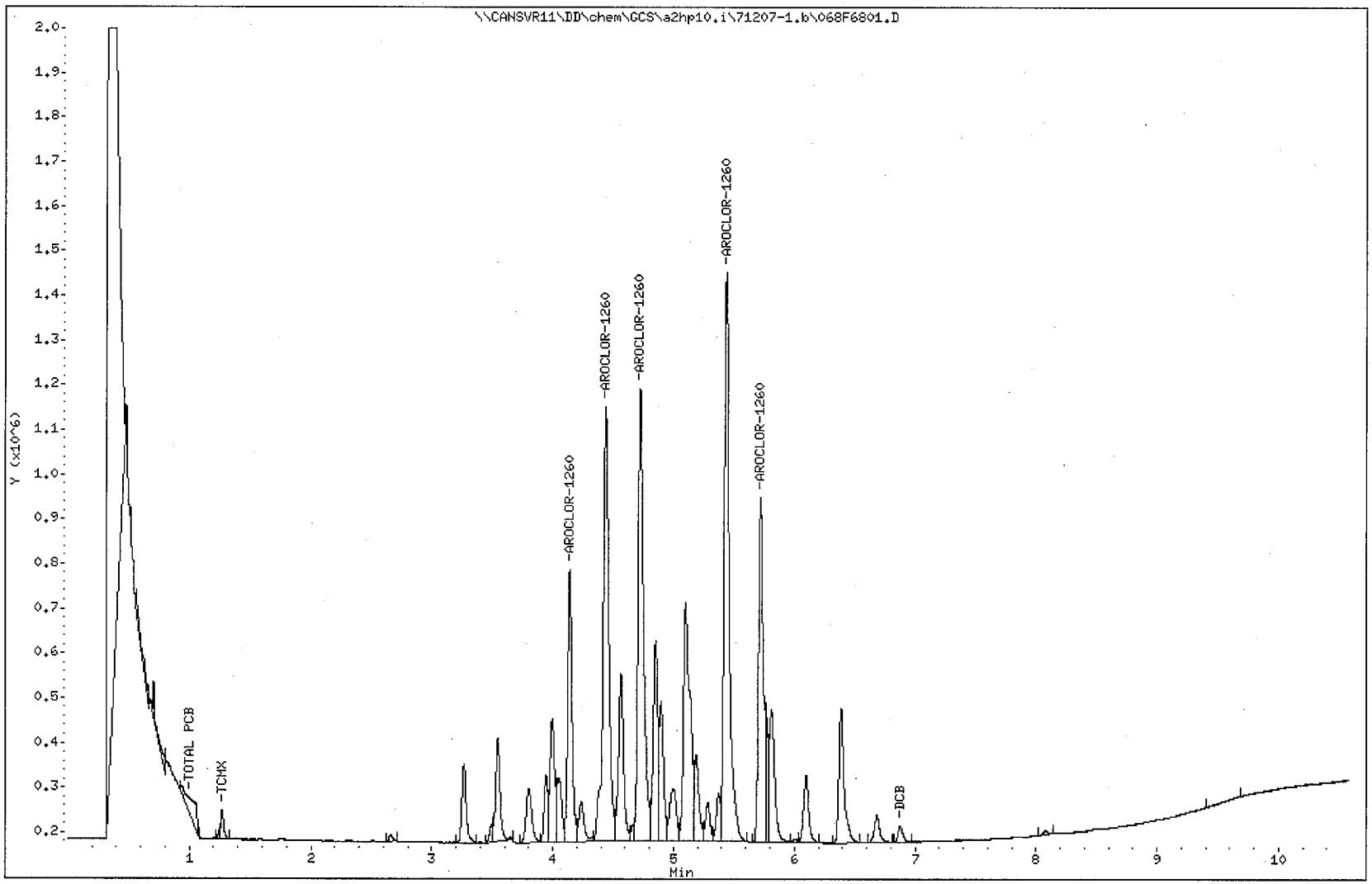

Data File: \\CANSVR11\DD\chem\GCS\a2hp10.i\71207-1.b\069F6901.D
Date : 08-DEC-2007 04:54
Client ID: SB-505-0001
Sample Info: KC4VM1AH,500
Volume Injected (uL): 1.0
Column phase: restek pest clpI

Instrument: a2hp10.i
Operator:
Column diameter: 0.53

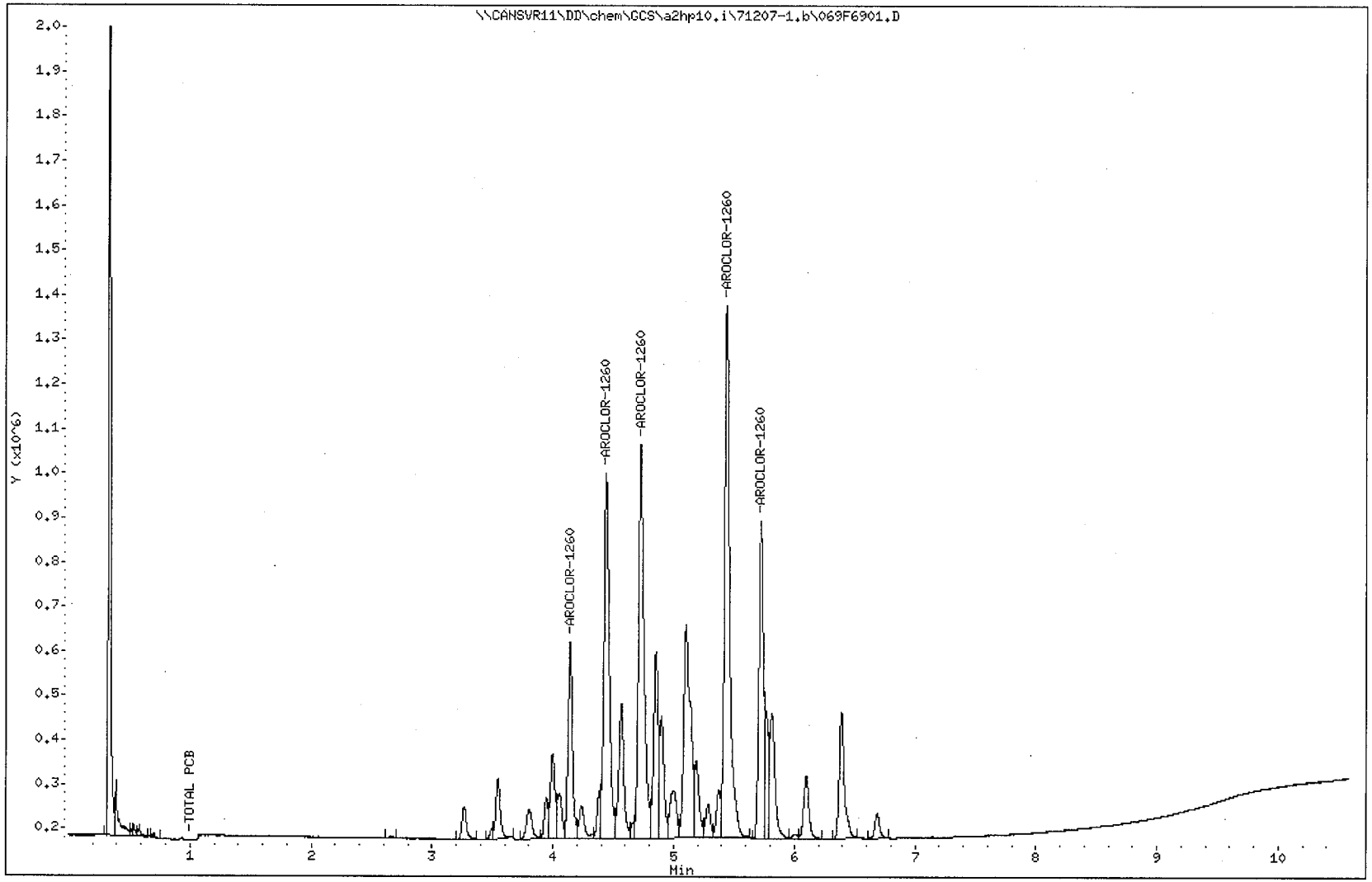

Data File: \\CANSVR11\DD\chem\GCS\a2hp10.i\71207-1.b\070F7001.D
Date : 08-DEC-2007 05:09
Client ID: SB-505-0406
Sample Info: KC4VQ1AH
Volume Injected (uL): 1.0
Column phase: restek pest clpI

Instrument: a2hp10.i
Operator:
Column diameter: 0.53

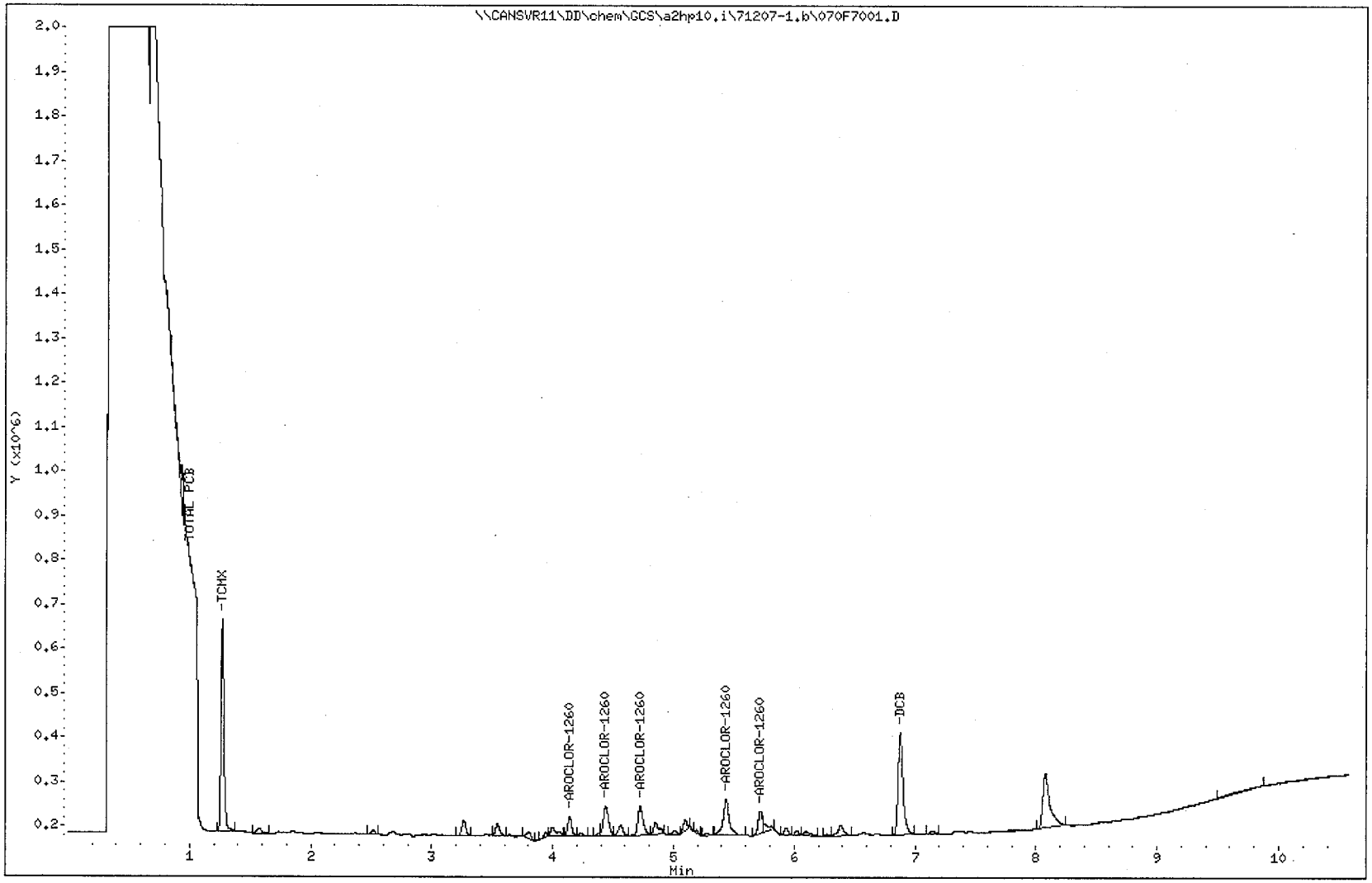

Data File: \\CANSVR11\DD\chem\GCS\a2hp10.i\71207-1.b\071F7101.D
Date : 08-DEC-2007 05:24
Client ID: SB-505-0810 Instrument: a2hp10.i
Sample Info: KC4VR1AH,5
Volume Injected (uL): 1.0 Operator:
Column phase: restek pest clpI Column diameter: 0.53

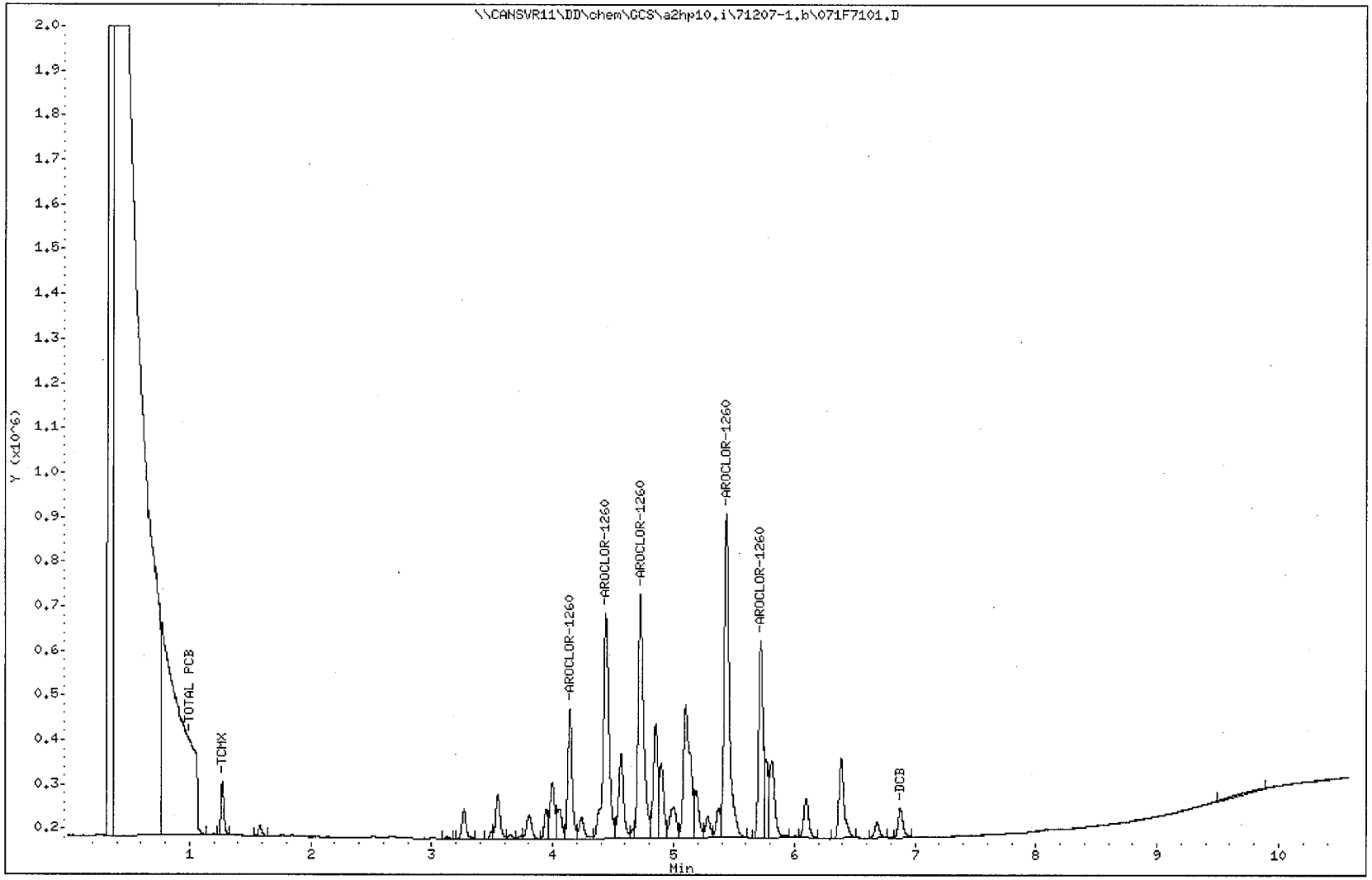

Data File: \\CANSVR11\DD\chem\GCS\a2hp10.i\71207-1.b\072F7201.D
Date : 08-DEC-2007 05:39
Client ID: DUP-01 Instrument: a2hp10.i
Sample Info: KC4VW1AH
Volume Injected (uL): 1.0 Operator:
Column phase: restek pest clpI Column diameter: 0.53

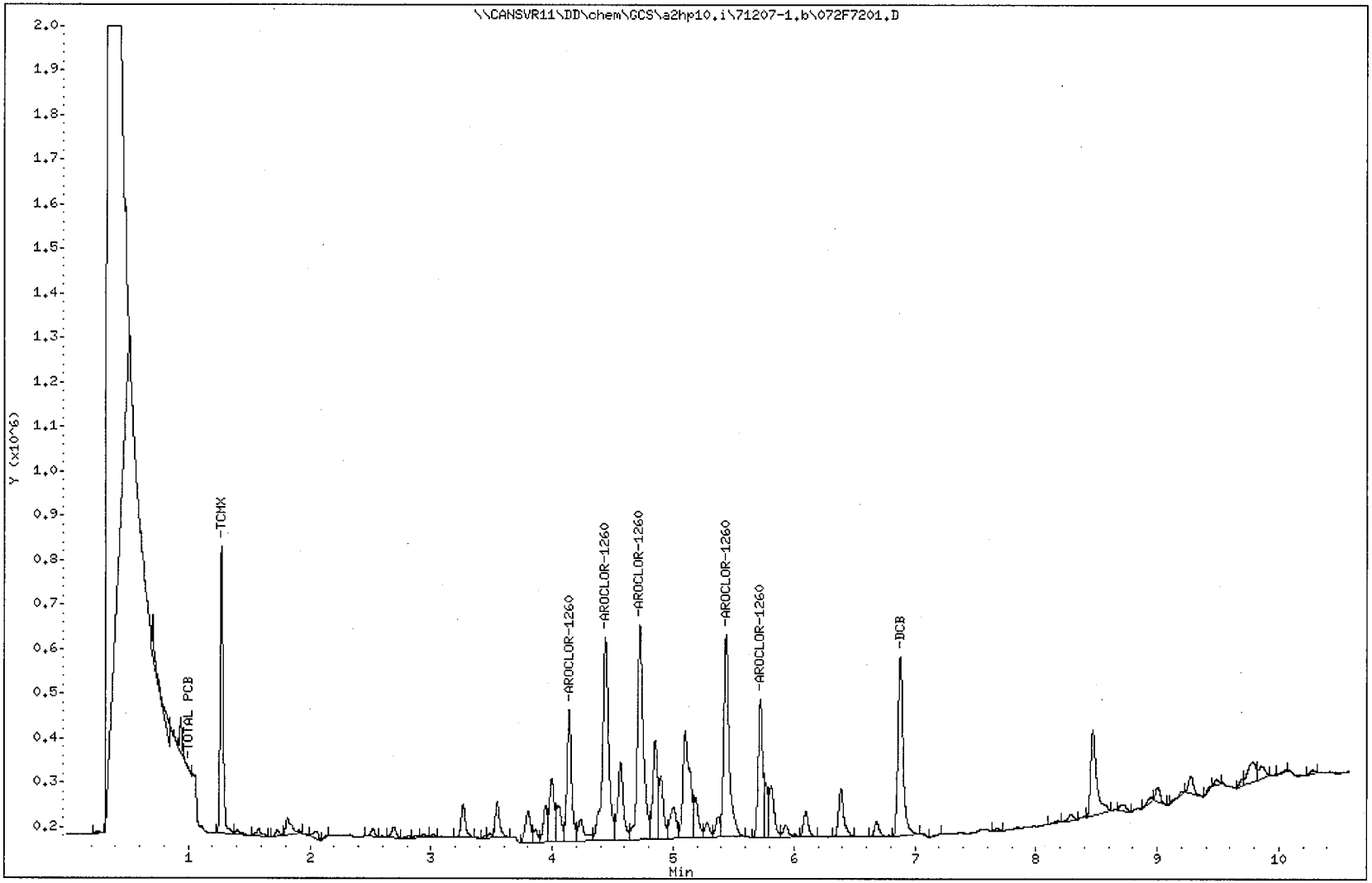

Data File: \\CANSVR11\DD\chem\GCS\a2hp10.i\71207-1.b\073F7301.D
Date : 08-DEC-2007 05:55
Client ID: SB-506-0001 Instrument: a2hp10.i
Sample Info: KC4V31AH
Volume Injected (uL): 1.0 Operator:
Column phase: restek pest clpI Column diameter: 0.53

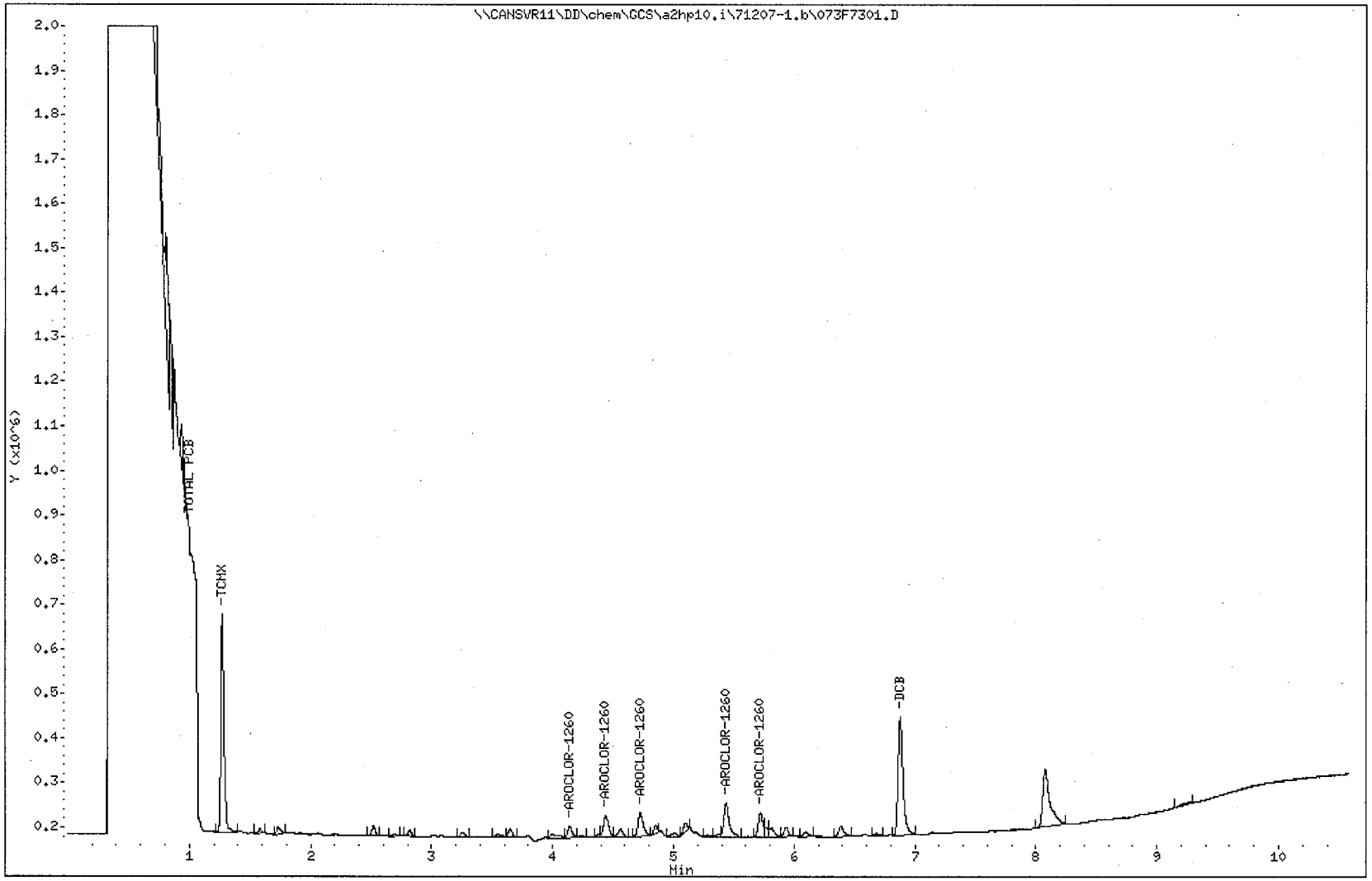

Data File: \\CANSVR11\DD\chem\GCS\a2hp10.i\71207-1.b\075F7501.D
Date : 08-DEC-2007 06:25
Client ID: SB-506-0810
Sample Info: KC4V61AH
Volume Injected (uL): 1.0
Column phase: restek pest clpI

Instrument: a2hp10.i
Operator:
Column diameter: 0.53

Data File: \\CANSVR11\DD\chem\GCS\a2hp10.i\71207-1.b\076F7601.D
Date : 08-DEC-2007 06:40
Client ID: DUP-02
Sample Info: KC4V81AH
Volume Injected (uL): 1.0
Column phase: restek pest clpI

Instrument: a2hp10.i
Operator:
Column diameter: 0.53

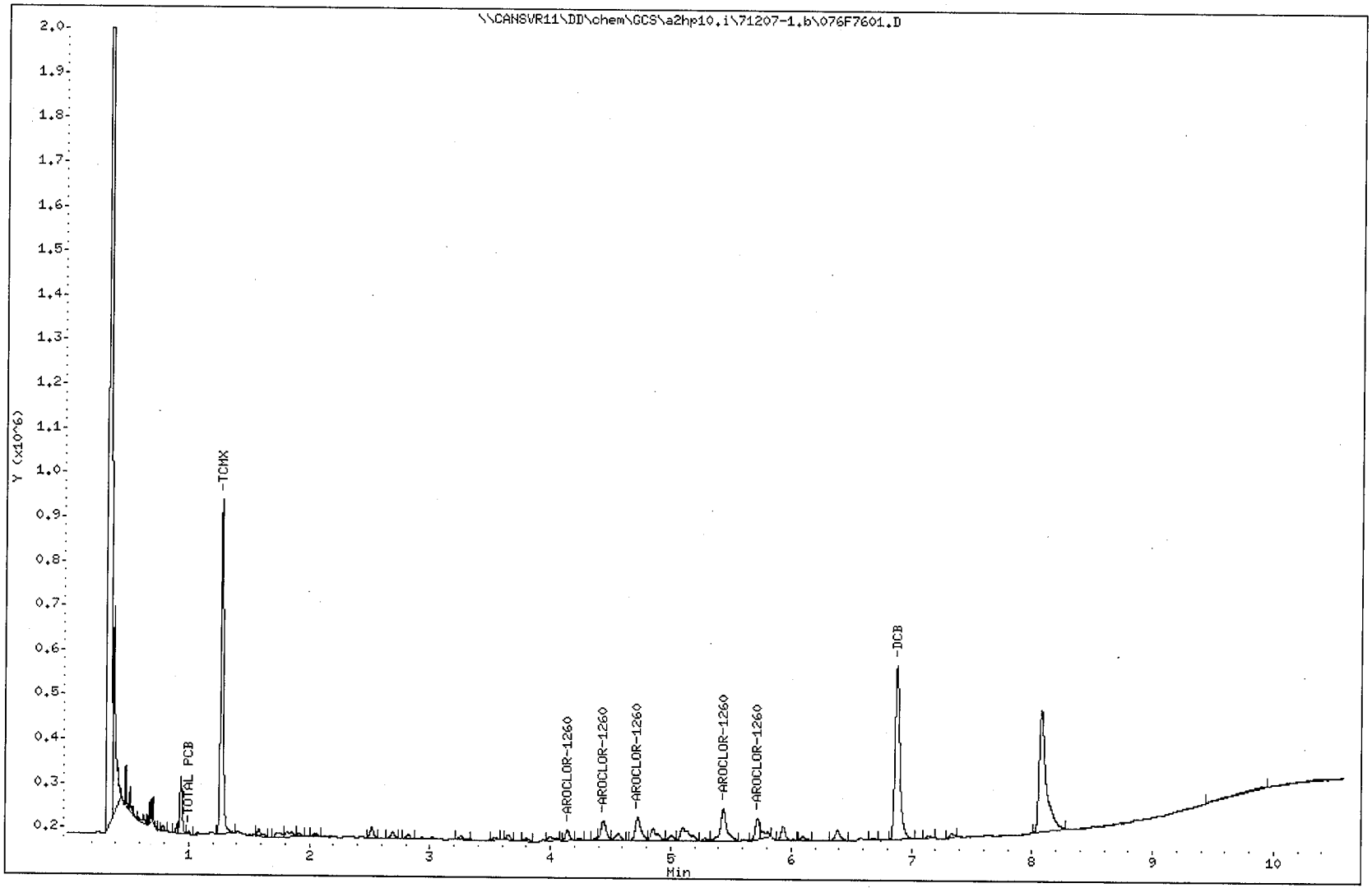

Data File: \\CANSVR11\DD\chem\GCS\a2hp10.i\71207-1.b\023F2301.D
Date : 07-DEC-2007 17:17
Client ID: SB-508-0001
Sample Info: KC4WJ1AH
Volume Injected (uL): 1.0
Column phase: restek pest clpI

Instrument: a2hp10.i
Operator:
Column diameter: 0.53

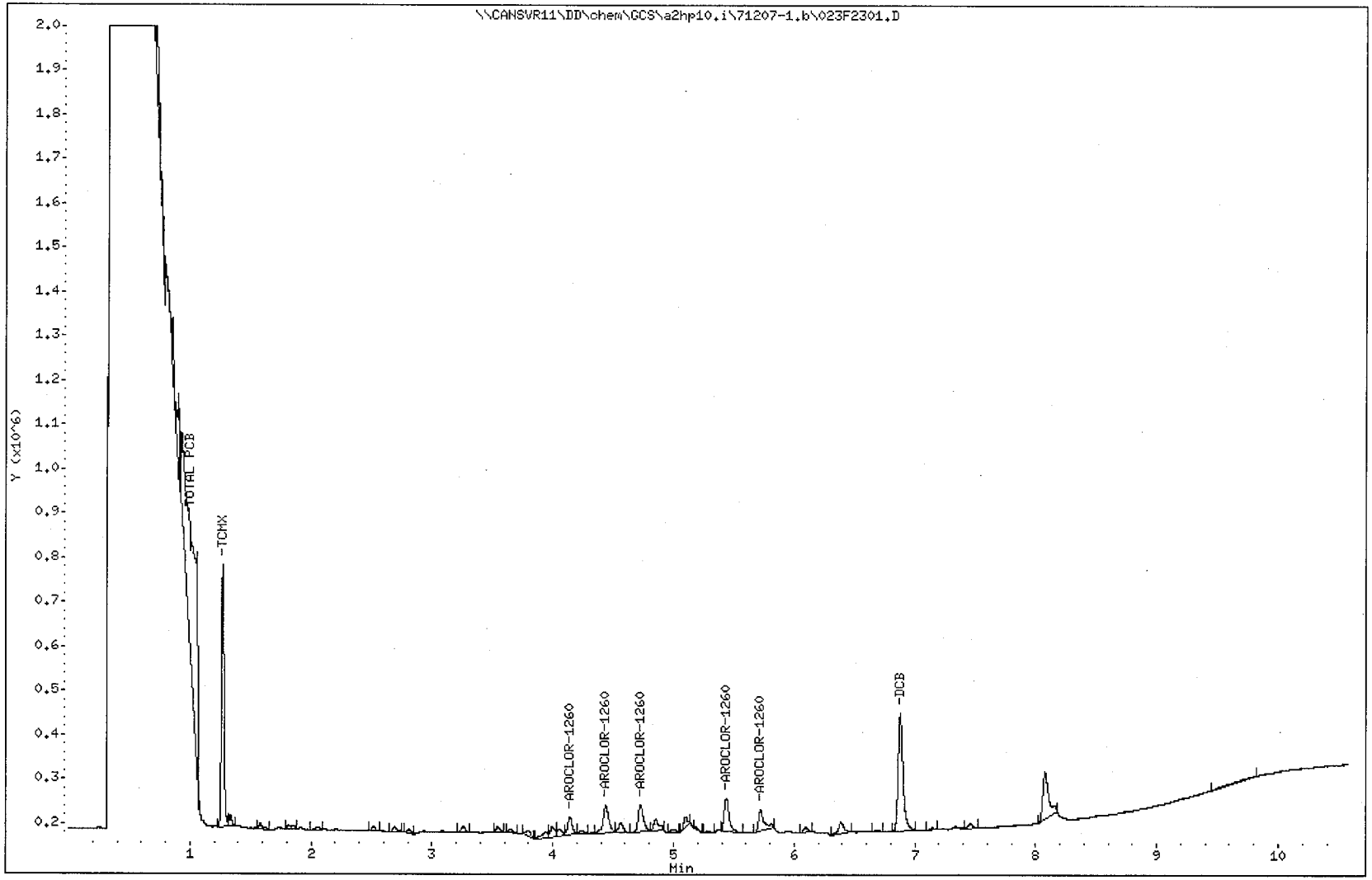

SW846 8015B METHOD BLANK SUMMARY

BLANK WORKORDER NO.: KDAEK1AA

TPH

Lab Name: TestAmerica Laboratories, Inc.

Lab Code: TALCAN

SDG Number:7K29236

Lab File ID: 005F0401.

Lot Number: A7K290236

Matrix: SOLID

Extraction Method:

Date Extracted: 12/03/07

BATCH 737050

Date Analyzed(1): 12/05/07

Date Analyzed(2): N/A

Time Analyzed(1): 10:34

Time Analyzed(2): N/A

BLANK = ND

Instrument ID(1): P6

Instrument ID(2): N/A

GC Column(1): RTX-5 ID: N/A GC Column(2): N/A ID: N/A

THIS METHOD BLANK APPLIES TO THE FOLLOWING SAMPLES, MS, AND MSD:

	CLIENT ID.	SAMPLE WORK ORDER #	DATE ANALYZED(1)	DATE ANALYZED(2)
01	SB-500-0810	KC4TJ1AE	12/06/07	N/A
02	SB-502-0001	KC4T01AE	12/12/07	N/A
03	SB-502-0406	KC4T21AE	12/11/07	N/A
04	SB-502-0810	KC4T41AE	12/11/07	N/A
05	SB-503-0001	KC4T71AE	12/12/07	N/A
06	SB-503-0406	KC4T91AE	12/11/07	N/A
07	SB-503-1012	KC4VC1AE	12/06/07	N/A
08	SB-504-0001	KC4VE1AE	12/11/07	N/A
09	SB-504-0810	KC4VK1AE	12/11/07	N/A
10	SB-506-0406	KC4V51AE	12/06/07	N/A
11	SB-506-0810	KC4V61AE	12/06/07	N/A
12	DUP-02	KC4V81AE	12/06/07	N/A
13	CHECK SAMPLE	KDAEK1AC C	12/05/07	N/A
14				
15				
16				
17				
18				
19				
20				

COMMENTS:

SW846 8015B METHOD BLANK SUMMARY

BLANK WORKORDER NO.: KDAEM1AA

Lab Name: TestAmerica Laboratories, Inc.

Lab Code: TALCAN

SDG Number:7K29236

Lab File ID: 053B0301.

Lot Number: A7K290236

Matrix: SOLID

Extraction Method:

Date Extracted: 12/03/07

BATCH 7337051

BLK = 0.51 mg/kg

Date Analyzed(1): 12/12/07

Date Analyzed(2): N/A

Time Analyzed(1): 09:13

Time Analyzed(2): N/A

Instrument ID(1): P7

Instrument ID(2): N/A

GC Column(1): DB5.32 ID: 032 GC Column(2): N/A ID: N/A

THIS METHOD BLANK APPLIES TO THE FOLLOWING SAMPLES, MS, AND MSD:

	CLIENT ID.	SAMPLE WORK ORDER #	DATE ANALYZED(1)	DATE ANALYZED(2)
01	INTRA-LAB QC	KCTQG1AW	12/06/07	N/A
02	LAB MS/MSD	KCTQG1CL S	12/06/07	N/A
03	LAB MS/MSD	KCTQG1CM D	12/06/07	N/A
04	SB-505-0001	KC4VM1AE	12/06/07	N/A
05	SB-505-0406	KC4VQ1AE	12/04/07	N/A
06	SB-505-0810	KC4VR1AE	12/04/07	N/A
07	DUP-01	KC4VW1AE	12/06/07	N/A
08	SB-507-0001	KC4WC1AE	12/04/07	N/A
09	SB-507-0406	KC4WF1AE	12/06/07	N/A
10	SB-507-0810	KC4WH1AE	12/04/07	N/A
11	SB-508-0001	KC4WJ1AE	12/04/07	N/A
12	SB-508-0406	KC4WK1AE	12/04/07	N/A
13	SB-508-0810	KC4WL1AE	12/04/07	N/A
14	DUP-03	KC4WM1AE	12/04/07	N/A
15	CHECK SAMPLE	KDAEM1AC C	12/05/07	N/A
16				
17				
18				
19				
20				

COMMENTS:

METHOD BLANK REPORT

GC Semivolatiles

Client Lot #...: A7K290236	**Work Order #...:** KDAEM1AA	**Matrix.....:** SOLID
MB Lot-Sample #: A7L030000-051		
	Prep Date.....: 12/03/07	**Final Wgt/Vol..:** 1 mL
Analysis Date..: 12/12/07	**Prep Batch #...:** 7337051	
Dilution Factor: 1	**Initial Wgt/Vol:** 30 g	

PARAMETER	RESULT	REPORTING LIMIT	UNITS	METHOD
TPH (as Diesel)	**0.51 J**	**10**	**mg/kg**	**SW846 8015B**

SURROGATE	PERCENT RECOVERY	RECOVERY LIMITS
C9 (nonane)	23	(10 - 110)

NOTE(S):

Calculations are performed before rounding to avoid round-off errors in calculated results.

J Estimated result. Result is less than RL.

SW846 8015B METHOD BLANK SUMMARY

BLANK WORKORDER NO.: KDM1C1AA

Lab Name: TestAmerica Laboratories, Inc.

Lab Code: TALCAN

SDG Number:7K29236

Lab File ID: 057B0701.

Lot Number: A7K290236

Matrix: SOLID

Extraction Method:

Date Extracted: 12/07/07

BATCH 734042

25 mg/kg

Date Analyzed(1): 12/12/07

Date Analyzed(2): N/A

Time Analyzed(1): 11:09

Time Analyzed(2): N/A

Instrument ID(1): P7

Instrument ID(2): N/A

GC Column(1): DB5.32 ID: 032 GC Column(2): N/A ID: N/A

THIS METHOD BLANK APPLIES TO THE FOLLOWING SAMPLES, MS, AND MSD:

	CLIENT ID.	SAMPLE WORK ORDER #	DATE ANALYZED(1)	DATE ANALYZED(2)
01	SB-500-0001	KC3971DF S	12/11/07	N/A
02	SB-500-0001	KC3971DG D	12/11/07	N/A
03	SB-500-0001	KC3972A3	12/11/07	N/A
04	SB-500-0406	KC4TG2AE	12/11/07	N/A
05	SB-501-0001	KC4TL2AE	12/11/07	N/A
06	SB-501-0406	KC4TQ2AE	12/11/07	N/A
07	SB-501-0810	KC4TT2AE	12/11/07	N/A
08	SB-504-0406	KC4VJ2AE	12/12/07	N/A
09	SB-506-0001	KC4V32AE	12/11/07	N/A
10	CHECK SAMPLE	KDM1C1AC C	12/12/07	N/A
11				
12				
13				
14				
15				
16				
17				
18				
19				
20				

COMMENTS:

METHOD BLANK REPORT

GC Semivolatiles

Client Lot #...: A7K290236
MB Lot-Sample #: A7L070000-042

Work Order #...: KDM1C1AA

Matrix.....: SOLID

Prep Date.....: 12/07/07
Prep Batch #...: 7341042
Initial Wgt/Vol: 30 g

Final Wgt/Vol..: 1 mL

Analysis Date..: 12/12/07
Dilution Factor: 1

PARAMETER	RESULT	REPORTING LIMIT	UNITS	METHOD
TPH (as Diesel)	9.5 J	10	mg/kg	SW846 8015B

SURROGATE	PERCENT RECOVERY	RECOVERY LIMITS
C9 (nonane)	20	(10 - 110)

NOTE(S):

Calculations are performed before rounding to avoid round-off errors in calculated results.

J Estimated result. Result is less than RL.

SW846 8015B METHOD BLANK SUMMARY

BLANK WORKORDER NO.: KD1KQ1AA

Lab Name: TestAmerica Laboratories, Inc.

Lab Code: TALCAN

SDG Number:7K29236

Lab File ID: 057B0701.

Lot Number: A7K290236

Matrix: SOLID

Extraction Method:

BATCH 7346454

Date Extracted: 12/12/07

Date Analyzed(1): 12/14/07

Date Analyzed(2): N/A

Time Analyzed(1): 11:04

Time Analyzed(2): N/A

Instrument ID(1): P7

Instrument ID(2): N/A

GC Column(1): DB5.32 ID: 032 GC Column(2): N/A ID: N/A

0.84 mg/kg

THIS METHOD BLANK APPLIES TO THE FOLLOWING SAMPLES, MS, AND MSD:

	CLIENT ID.	SAMPLE WORK ORDER #	DATE ANALYZED(1)	DATE ANALYZED(2)
01	SB-500-0001	KC3973A3	12/14/07	N/A
02	SB-500-0406	KC4TG3AE	12/14/07	N/A
03	SB-501-0001	KC4TL3AE	12/14/07	N/A
04	SB-501-0406	KC4TQ3AE	12/14/07	N/A
05	SB-501-0810	KC4TT3AE	12/14/07	N/A
06	SB-504-0406	KC4VJ3AE	12/19/07	N/A
07	CHECK SAMPLE	KD1KQ1AC C	12/14/07	N/A
08	DUPLICATE CHECK	KD1KQ1AD L	12/14/07	N/A
09				
10				
11				
12				
13				
14				
15				
16				
17				
18				
19				
20				

COMMENTS:

FORM IV

METHOD BLANK REPORT

GC Semivolatiles

Client Lot #...: A7K290236
MB Lot-Sample #: A7L120000-454

Work Order #...: KD1KQ1AA

Matrix.....: SOLID

Analysis Date..: 12/14/07
Dilution Factor: 1

Prep Date.....: 12/12/07
Prep Batch #...: 7346454
Initial Wgt/Vol: 30 g

Final Wgt/Vol..: 1 mL

PARAMETER	RESULT	REPORTING LIMIT	UNITS	METHOD
TPH (as Diesel)	0.84 J	10	mg/kg	SW846 8015B

SURROGATE	PERCENT RECOVERY	RECOVERY LIMITS
C9 (nonane)	25	(10 - 110)

NOTE(S):

Calculations are performed before rounding to avoid round-off errors in calculated results.

J Estimated result. Result is less than RL.

FORM 8
TPH ANALYTICAL SEQUENCE

Lab Name: TESTAMERICA-NORTH CANTON Contract:

Lab Code: TALCAN Case No.: SAS No.: SDG No.: 7K29236

GC Column: DB-625 ID: 0.32 (mm) Init. Calib. Date(s): 10/17/07 12/03/07

Instrument ID: A2HP6

THE ANALYTICAL SEQUENCE OF PERFORMANCE EVALUATION MIXTURES, BLANKS, SAMPLES, AND STANDARDS IS GIVEN BELOW:

MEAN SURROGATE RT FROM INITIAL CALIBRATION
S1 : 4.46

	CLIENT SAMPLE NO.	LAB SAMPLE ID	DATE ANALYZED	TIME ANALYZED	S1 RT	#	RT	#
01		E193	12/06/07	0150	4.46			
02	SB-500-0810	KC4TJ1AE	12/06/07	0434	4.45			
03		E193	12/06/07	0841	4.45			
04	SB-503-1012	KC4VC1AE	12/06/07	0909	4.44			
05	SB-506-0406	KC4V51AE	12/06/07	1127				
06	SB-506-0810	KC4V61AE	12/06/07	1155	4.45			
07	DUP-02	KC4V81AE	12/06/07	1222	4.44			
08		E193	12/06/07	1250	4.45			
09								
10								
11								
12								
13								
14								
15								
16								
17								
18								
19								
20								
21								
22								
23								
24								
25								
26								
27								
28								
29								
30								
31								
32								

QC LIMITS
S1 = Nonane (+/- 0.10 MINUTES)

Column used to flag retention time values with an asterisk.
* Values outside of QC limits.

Data File: \\Cansvr11\dd\chem\GCS\a2hp6.i\71205A.b\049F4901.D
Report Date: 06-Dec-2007 13:12

TestAmerica North Canton

CONTINUING CALIBRATION COMPOUNDS

Instrument ID: a2hp6.i Injection Date: 06-DEC-2007 12:50
Lab File ID: 049F4901.D Init. Cal. Date(s): 17-OCT-2007 03-DEC-2007
Analysis Type: Init. Cal. Times: 15:06 23:10
Lab Sample ID: E193 Quant Type: ESTD
Method: \\Cansvr11\dd\chem\GCS\a2hp6.i\71205A.b\TPH6f.m

			MIN		MAX	
COMPOUND	RRF / AMOUNT	RF500	RRF	%D / %DRIFT	%D / %DRIFT	CURVE TYPE
S 1 TPH as Diesel	395728	591716	0.010	-49.52592	15.00000	Averaged <-
$ 2 Nonane	16403	22504	0.010	-37.19413	15.00000	Averaged <-

SW846 8015B CHECK SAMPLE RECOVERY

Lab Name: TestAmerica Laboratories, Inc. Client: Tetra Tech NUS, Inc

Lab Code: TALCAN SDG No: 7K29236

Lot #: A7L070000 WO #: KDM1C1AC
BATCH: 7341042

COMPOUND	SPIKE ADDED (mg/kg)	SAMPLE CONCENT. (mg/kg)	% REC	QC LIMITS REC	QUAL
TPH (as Diesel)	17	23	139*	47- 138	a

NOTES(S):

a Spiked analyte recovery is outside stated control limits.

* Values outside of QC limits

Spike Recovery: 1 out of 1 outside limits

COMMENTS:

FORM III

SW846 8015B MATRIX SPIKE/MATRIX SPIKE DUPLICATE RECOVERY

Lab Name: TestAmerica Laboratories, Inc. Client: Tetra Tech NUS, Inc

Lab Code: TALCAN SDG No: 7K29236

Matrix Spike ID: LAB MS/MSD Level:(low/med) LOW

Lot #: C7K240110 WO #: KCTQG1CL
BATCH: 7337051

COMPOUND	SPIKE ADDED (mg/kg)	SAMPLE CONCENT. (mg/kg)	MS CONCENT. (mg/kg)	MS % REC	LIMITS REC	QUAL
TPH (as Diesel)	66	170	200	49	10- 199	

NOTES(S):

Results and reporting limits have been adjusted for dry weight.

Column to be used to flag recovery and RPD values with an asterisk
* Values outside of QC limits

RPD: 0 out of 0 outside limits
Spike Recovery: 0 out of 1 outside limits

COMMENTS:

FORM III

SW846 8015B MATRIX SPIKE/MATRIX SPIKE DUPLICATE RECOVERY

Lab Name: TestAmerica Laboratories, Inc. Client: Tetra Tech NUS, Inc

Lab Code: TALCAN SDG No: 7K29236

Matrix Spike ID: LAB MS/MSD Level:(low/med) LOW

Lot #: C7K240110 WO #: KCTQG1CM
BATCH: 7337051

COMPOUND	SPIKE ADDED (mg/kg)	MSD CONCENT. (mg/kg)	MSD % REC	% RPD	QC LIMITS RPD	QC LIMITS REC	QUAL
TPH (as Diesel)	66	140	0*	0.0	30	10- 199	a

NOTES(S):

a Spiked analyte recovery is outside stated control limits.

Results and reporting limits have been adjusted for dry weight.

Column to be used to flag recovery and RPD values with an asterisk
* Values outside of QC limits

RPD: 0 out of 1 outside limits
Spike Recovery: 1 out of 1 outside limits

COMMENTS:

SW846 8015B MATRIX SPIKE/MATRIX SPIKE DUPLICATE RECOVERY

Lab Name: TestAmerica Laboratories, Inc. Client: Tetra Tech NUS, Inc

Lab Code: TALCAN SDG No: 7K29236

Matrix Spike ID: SB-500-0001

Lot #: A7K290236 WO #: KC3971DF
BATCH: 7341042

COMPOUND	SPIKE ADDED (mg/kg)	SAMPLE CONCENT. (mg/kg)	MS CONCENT. (mg/kg)	MS % REC	LIMITS REC	QUAL
TPH (as Diesel)	19	18	28	54	10- 199	

NOTES (S) :

Results and reporting limits have been adjusted for dry weight.

Column to be used to flag recovery and RPD values with an asterisk
* Values outside of QC limits

RPD: 0 out of 0 outside limits
Spike Recovery: 0 out of 1 outside limits

COMMENTS:

SW846 8015B MATRIX SPIKE/MATRIX SPIKE DUPLICATE RECOVERY

Lab Name: TestAmerica Laboratories, Inc. Client: Tetra Tech NUS, Inc

Lab Code: TALCAN SDG No: 7K29236

Matrix Spike ID: SB-500-0001

Lot #: A7K290236 WO #: KC3971DG
BATCH: 7341042

COMPOUND	SPIKE ADDED (mg/kg)	MSD CONCENT. (mg/kg)	MSD % REC	% RPD	QC LIMITS RPD	QC LIMITS REC	QUAL
TPH (as Diesel)	19	93	397*	108 *	30	10- 199	a p

NOTES(S):

a Spiked analyte recovery is outside stated control limits.

p Relative percent difference (RPD) is outside stated control limits.

Results and reporting limits have been adjusted for dry weight.

Column to be used to flag recovery and RPD values with an asterisk
* Values outside of QC limits

RPD: 1 out of 1 outside limits
Spike Recovery: 1 out of 1 outside limits

COMMENTS:

Tetra Tech NUS **INTERNAL CORRESPONDENCE**

TO: **M.MARTIN** **DATE:** **FEBRUARY 15, 2008**

FROM: **TERRI L. SOLOMON** **COPIES:** **DV FILE**

SUBJECT: **INORGANIC DATA VALIDATION – SELECT METALS, PERCENT SOLIDS**
LOCKHEED MIDDLE RIVER
SAMPLE DELIVERY GROUP (SDG) – 7K29236

SAMPLES: 30/Soils/

DUP-01	DUP-02	DUP-03
SB-500-0001	SB-500-0406	SB-500-0810
SB-501-0001	SB-501-0406	SB-501-0810
SB-502-0001	SB-502-0406	SB-502-0810
SB-503-0001	SB-503-0406	SB-503-1012
SB-504-0001	SB-504-0406	SB-504-0810
SB-505-0001	SB-505-0406	SB-505-0810
SB-506-0001	SB-506-0406	SB-506-0810
SB-507-0001	SB-507-0406	SB-507-0810
SB-508-0001	SB-508-0406	SB-508-0810

Overview

The sample set for Lockheed Martin Middle River, SDG 7K29236, consists of thirty (30) soil environmental samples. Three field duplicate pairs (SB-503-0001 / DUP-01, SB-506-0001 / DUP-02 and SB-508-0406 / DUP-03) were included within this SDG.

All samples were analyzed for select metals including antimony, arsenic, barium, beryllium, cadmium, chromium, cobalt, copper, iron, lead, manganese, mercury, molybdenum, nickel, selenium, silver, thallium, vanadium and zinc and percent solids. The samples were collected by Tetra Tech NUS on November 27 and 28, 2007 and analyzed by Test America. Metals analyses with the exception of iron and manganese were conducted using SW-846 method 6020. Iron and manganese analyses were conducted using SW-846 method 6010B. Mercury analyses were conducted using SW-846 method 7471A. Percent solids analyses were conducted using MCAWW 160.3 MOD.

The findings offered in this report are based upon a general review of all available data. The data review was based on data completeness, holding times, initial and continuing calibration verification results, laboratory method / preparation blank results, ICP interference results, laboratory control sample recoveries, matrix spike / matrix spike duplicate recoveries, laboratory duplicate results, ICP serial dilution results, field duplicate results, detection limits and analyte quantitation.

Areas of concern with respect to data quality are listed below.

Major Problems – None.

Minor Problems

- The contract required detection limit (CRDL) percent recovery for arsenic was < 90% quality control limit affecting batch 7334031. The positive results < 2X CRDL reported for arsenic for samples SB-503-0406, SB-503-1012, SB-504-0001, SB-504-0406, SB-504-0810, SB-505-0001, SB-505-0406, SB-505-0810, DUP-01, SB-506-0001, SB-506-0406, SB-506-0810, DUP-02, SB-507-0001, SB-507-0406, SB-507-0810, SB-508-0001, SB-508-0406, SB-508-0810 and DUP-03 were qualified as biased low, "L".

- The CRDL percent recovery for thallium was > 110% quality control limit affecting batch 7334031. The positive results < 2X CRDL reported for thallium for samples SB-503-0406, SB-503-1012, SB-504-0001, SB-504-0406, SB-504-0810, SB-505-0001, SB-505-0406, SB-505-0810, DUP-01, SB-506-0001, SB-506-0406, SB-506-0810, DUP-02, SB-507-0001, SB-507-0406, SB-507-0810, SB-508-0001, SB-508-0406, SB-508-0810 and DUP-03 were qualified as biased high, "K".

- The following contaminants were detected in the laboratory method/preparation blanks at the following maximum concentrations:

Analyte	Maximum Concentration	Action Level
Antimony	0.29 ug/L	0.145 mg/kg
Barium[1]	0.066 mg/kg	0.33 mg/kg
Beryllium	0.024 ug/L	0.012 mg/kg
Cadmium	0.023 ug/L	0.0115 mg/kg
Chromium[1]	0.092 mg/kg	0.46 mg/kg
Cobalt	0.019 ug/L	0.0095 mg/kg
Copper[1]	0.082 mg/kg	0.41 mg/kg
Iron[1]	2.6 mg/kg	13.0 mg/kg
Lead[1]	0.018 mg/kg	0.09 mg/kg
Lead[2]	0.21 ug/L	0.105 mg/kg
Manganese[1]	0.084 mg/kg	0.42 mg/kg
Molybdenum[1]	0.093 mg/kg	0.465 mg/kg
Nickel[1]	0.088 mg/kg	0.44 mg/kg
Silver[1]	0.0062 mg/kg	0.031 mg/kg
Thallium	0.16 ug/L	0.08 mg/kg
Zinc[1]	0.67 mg/kg	3.35 mg/kg

Affects samples SB-500-0001, SB-500-0406, SB-500-0810, SB-501-0001, SB-501-0406, SB-501-0810, SB-502-0001, SB-502-0406, SB-502-0810 and SB-503-0001.

(1) Maximum concentration present a soil preparation blank.
(2) Affects sample SB-503-0001 only.

Analyte	Maximum Concentration	Action Level
Antimony[1]	0.043 mg/kg	0.215 mg/kg
Barium[1]	0.15 mg/kg	0.75 mg/kg
Beryllium	0.033 ug/L	0.0165 mg/kg
Cadmium	0.025 ug/L	0.0125 mg/kg
Chromium[1]	0.082 mg/kg	0.41 mg/kg

Cobalt[(1)]	0.0027 mg/kg	0.0135 mg/kg
Copper[(1)]	0.07 mg/kg	0.35 mg/kg
Iron[(1)]	3.2 mg/kg	16 mg/kg
Lead[(1)]	0.022 mg/kg	0.11 mg/kg
Manganese[(1)]	0.092 mg/kg	0.46 mg/kg
Molybdenum	1.8 ug/L	0.9 mg/kg
Nickel[(1)]	0.10 mg/kg	0.5 mg/kg
Silver[(1)]	0.0066 mg/kg	0.033 mg/kg
Thallium	0.09 ug/L	0.045 mg/kg
Vanadium	0.41 ug/L	0.205 mg/kg
Zinc[(1)]	0.40 mg/kg	2.0 mg/kg

Affects samples SB-503-0406, SB-503-1012, SB-504-0001, SB-504-0406, SB-504-0810, SB-505-0001, SB-505-0406, SB-505-0810, DUP-01, SB-506-0001, SB-506-0406, SB-506-0810, DUP-02, SB-507-0001, SB-507-0406, SB-507-0810, SB-508-0001, SB-508-0406, SB-508-0810 and DUP-03.

(1) Maximum concentration present in a soil preparation blank.

An action level of 5X the maximum contaminant level has been used to evaluate sample data for blank contamination. Sample aliquot, percent solids and dilution factors, if applicable, were taken into consideration when evaluating for blank contamination. Positive results less than the blank action level reported for antimony, beryllium, cadmium, molybdenum, nickel, silver and thallium were qualified "B" as a result of laboratory blank contamination.

- Several ICS percent recoveries for molybdenum were > 120% quality control limit affecting all samples. The positive results reported for molybdenum for samples SB-503-0001, SB-504-0810, SB-505-0001 and SB-505-0406 were qualified as estimated, "J", as a result of conflicting noncompliances.

- The interfering analyte iron was present in sample SB-501-0810 at a concentration comparable to the concentration of iron in the interference check sample (ICS) solution. Several analytes namely, antimony, barium, cadmium, chromium, cobalt, copper, lead, manganese, molybdenum, nickel, silver and zinc were present in the ICS solution at a concentration that exceeded the absolute value of the instrument detection limit (IDL). Interference effects exist for antimony and cadmium in the affected sample. The positive result reported for cadmium was qualified as biased high, "K". The positive result reported for antimony was qualified as estimated, "J", as a result of conflicting noncompliances.

- The interfering analyte iron was present in sample SB-503-0001 at a concentration comparable to the concentration of iron in the interference check sample (ICS) solution. Several analytes namely, antimony, barium, cadmium, chromium, cobalt, copper, lead, manganese, molybdenum, nickel, silver and zinc were present in the ICS solution at a concentration that exceeded the absolute value of the instrument detection limit (IDL). Interference effects exist for molybdenum in the affected sample. The positive result reported for molybdenum was qualified as estimated, "J", as a result of conflicting noncompliances.

- The interfering analyte iron was present in sample SB-503-1012 at a concentration comparable to the concentration of iron in the interference check sample (ICS) solution. Several analytes namely, antimony, arsenic, barium, cadmium, chromium, cobalt, copper, lead, manganese, molybdenum, nickel, silver, thallium and zinc were present in the ICS solution at a concentration that exceeded the absolute value of the instrument detection limit (IDL). Interference effects exist for antimony, cadmium, molybdenum and silver in the affected sample. The positive results reported for antimony, cadmium and silver were qualified as biased high, "K". No validation action was warranted for molybdenum as the result was qualified for blank contamination.

- The interfering analyte iron was present in samples SB-504-0001, SB-505-0810, SB-507-0001 and SB-507-0406 at a concentration comparable to the concentration of iron in the interference check sample (ICS) solution. Several analytes namely, antimony, arsenic, barium, cadmium, chromium, cobalt, copper, lead, manganese, molybdenum, nickel, silver, thallium and zinc were present in the ICS solution at a concentration that exceeded the absolute value of the instrument detection limit (IDL). Interference effects exist for antimony, cadmium and molybdenum in the affected samples. The positive results reported for cadmium were qualified as biased high, "K". No validation actions were warranted for antimony and molybdenum as the results were qualified for blank contamination.

- The interfering analyte iron was present in samples SB-504-0810 and SB-505-0406 at a concentration comparable to the concentration of iron in the interference check sample (ICS) solution. Several analytes namely, antimony, arsenic, barium, cadmium, chromium, cobalt, copper, lead, manganese, molybdenum, nickel, silver, thallium and zinc were present in the ICS solution at a concentration that exceeded the absolute value of the instrument detection limit (IDL). Interference effects exist for antimony, cadmium and molybdenum in the affected samples. The positive results reported for cadmium were qualified as biased high, "K". The positive results reported for molybdenum were qualified as estimated, "J", as a result of conflicting noncompliances, No validation actions were warranted for antimony as the results were qualified for blank contamination.

- The interfering analyte iron was present in sample SB-508-0001 at a concentration comparable to the concentration of iron in the interference check sample (ICS) solution. Several analytes namely, antimony, arsenic, barium, cadmium, chromium, cobalt, copper, lead, manganese, molybdenum, nickel, silver, thallium and zinc were present in the ICS solution at a concentration that exceeded the absolute value of the instrument detection limit (IDL). Interference effects exist for cadmium and molybdenum in the affected sample. The positive result reported for cadmium was qualified as biased high, "K". No validation actions were warranted for molybdenum as the result was qualified for blank contamination.

- The interfering analyte iron was present in sample SB-508-0810 at a concentration comparable to the concentration of iron in the interference check sample (ICS) solution. Several analytes namely, antimony, arsenic, barium, cadmium, chromium, cobalt, copper, lead, manganese, molybdenum, nickel, silver, thallium and zinc were present in the ICS solution at a concentration that exceeded the absolute value of the instrument detection limit (IDL). Interference effects exist for cadmium in the affected sample. The positive result reported for cadmium was qualified as biased high, "K".

- The matrix spike percent recoveries for antimony, arsenic, cobalt, lead, molybdenum and selenium were < 75% quality control limit affecting samples SB-500-0001, SB-500-0406, SB-500-0810, SB-501-0001, SB-501-0406, SB-501-0810, SB-502-0001, SB-502-0406, SB-502-0810 and SB-503-0001. The positive and nondetected results reported for arsenic, molybdenum and selenium were qualified as biased low, "L" and "UL", respectively. The positive and nondetected results reported for antimony, cobalt, lead and molybdenum were qualified as estimated, "J" and "UJ", respectively, due to conflicting noncompliances.

- The matrix spike percent recovery for manganese was < 75% quality control limit affecting samples SB-500-0001, SB-500-0406, SB-500-0810, SB-501-0001, SB-501-0406, SB-501-0810, SB-502-0001, SB-502-0406, SB-502-0810 and SB-503-0001. The positive results reported for manganese with the exception of SB-503-0001 were qualified as biased low, "L" The positive result reported for manganese for sample SB-503-0001 was qualified as estimated, "J", due to conflicting noncompliances.

- The matrix spike percent recovery for zinc was < 30% quality control limit affecting samples SB-500-0001, SB-500-0406, SB-500-0810, SB-501-0001, SB-501-0406, SB-501-0810, SB-

502-0001, SB-502-0406, SB-502-0810 and SB-503-0001. The positive results reported for zinc qualified as estimated, "J", due to conflicting noncompliances.

- The matrix spike percent recovery for chromium was > 125% quality control limit affecting samples SB-500-0001, SB-500-0406, SB-500-0810, SB-501-0001, SB-501-0406, SB-501-0810, SB-502-0001, SB-502-0406, SB-502-0810 and SB-503-0001. The positive results reported for chromium with the exception of SB-503-0001 were qualified as biased high, "K". The positive result reported for chromium for sample SB-503-0001 was qualified as estimated, "J", due to conflicting noncompliances.

- The matrix spike percent recovery for molybdenum was < 75% quality control limit affecting samples SB-503-0406, SB-503-1012, SB-504-0001, SB-504-0406, SB-504-0810, SB-505-0001, SB-505-0406, SB-505-0810, DUP-01, SB-506-0001, SB-506-0406, SB-506-0810, DUP-02, SB-507-0001, SB-507-0406, SB-507-0810, SB-508-0001, SB-508-0406, SB-508-0810 and DUP-03. The positive and nondetected results reported for molybdenum with the exception of samples SB-505-0001 and SB-508-0810 were qualified as estimated, "J" and "UJ", as a result of conflicting noncompliances. The positive result reported for molybdenum for sample SB-505-0001 was qualified as biased low, "L". The nondetected result reported for molybdenum for sample SB-508-0810 was qualified as biased low, "UL".

- Laboratory duplicate imprecision (>35%) was noted for lead and zinc affecting samples SB-500-0001, SB-500-0406, SB-500-0810, SB-501-0001, SB-501-0406, SB-501-0810, SB-502-0001, SB-502-0406, SB-502-0810 and SB-503-0001. The positive results reported for lead and zinc were qualified as estimated, "J".

- Laboratory duplicate imprecision (>35%) was noted for copper and lead affecting samples SB-503-0406, SB-503-1012, SB-504-0001, SB-504-0406, SB-504-0810, SB-505-0001, SB-505-0406, SB-505-0810, DUP-01, SB-506-0001, SB-506-0406, SB-506-0810, DUP-02, SB-507-0001, SB-507-0406, SB-507-0810, SB-508-0001, SB-508-0406, SB-508-0810 and DUP-03. The positive results reported for copper and lead were qualified as estimated, "J".

- The ICP serial dilution percent differences for cobalt, copper and molybdenum were > 10% quality control limit affecting samples SB-500-0001, SB-500-0406, SB-500-0810, SB-501-0001, SB-501-0406, SB-501-0810, SB-502-0001, SB-502-0406, SB-502-0810 and SB-503-0001. The positive results reported for cobalt, copper and molybdenum were qualified as estimated, "J".

- The ICP serial dilution percent differences for chromium, lead and vanadium were > 10% quality control limit affecting samples SB-503-0406, SB-503-1012, SB-504-0001, SB-504-0406, SB-504-0810, SB-505-0001, SB-505-0406, SB-505-0810, DUP-01, SB-506-0001, SB-506-0406, SB-506-0810, DUP-02, SB-507-0001, SB-507-0406, SB-507-0810, SB-508-0001, SB-508-0406, SB-508-0810 and DUP-03. The positive results reported for chromium, lead and vanadium were qualified as estimated, "J".

- Field duplicate imprecision (>50%) was noted for sample pair SB-503-0001 / DUP-01 for antimony, barium, beryllium, cadmium, chromium, lead, manganese and zinc. The positive results reported for the aforementioned analytes for sample pair SB-503-0001 / DUP-01 were qualified as estimated, "J".

- Field duplicate imprecision (>50%) was noted for sample pair SB-506-0001/ DUP-02 for manganese. The positive results reported for manganese for sample pair SB-506-0001 / DUP-02 were qualified as estimated, "J".

- Field duplicate imprecision (>50%) was noted for sample pair SB-508-0406/ DUP-03 for manganese and zinc. The positive results reported for manganese and zinc for sample pair SB-508-0406 / DUP-03 were qualified as estimated, "J".

Notes

The CRDL percent recoveries for chromium were > 110% quality control limit affecting all samples. No validation actions were required as all results for chromium were > 2X CRDL.

The CRDL percent recovery for lead was > 110% quality control limit affecting batch 7334031. No validation actions were warranted for samples SB-503-0406, SB-503-1012, SB-504-0001, SB-504-0406, SB-504-0810, SB-505-0001, SB-505-0406, SB-505-0810, DUP-01, SB-506-0001, SB-506-0406, SB-506-0810, DUP-02, SB-507-0001, SB-507-0406, SB-507-0810, SB-508-0001, SB-508-0406, SB-508-0810 and DUP-03 as all results reported for lead were > 2X CRDL.

The interfering analyte iron was present in samples SB-500-0001, SB-500-0406, SB-501-0001, SB-501-0406, SB-502-0001, SB-502-0406, SB-504-0406, SB-506-0001, SB-506-0810, SB-508-0406, DUP-01 and DUP-03 at a concentration comparable to the concentration of iron in the interference check sample (ICS) solution. Several analytes namely, antimony, arsenic, barium, cadmium, chromium, cobalt, copper, lead, manganese, molybdenum, nickel, silver, thallium and/or zinc were present in the ICS solution at a concentration that exceeded the absolute value of the instrument detection limit (IDL). Interference effects exist for antimony, cadmium and/or molybdenum and silver in the affected samples. No validation actions were warranted for antimony, cadmium and/or molybdenum as the results were qualified for blank contamination.

Executive Summary

Laboratory Performance: Several CRDL percent recoveries were outside the 90-120% quality control limits. Several analytes were present in the laboratory method / preparation blanks.

Other Factors Affecting Data Quality: The interfering analyte iron was present in several samples. Several matrix spike percent recoveries were outside the 75-125% quality control limits. The matrix spike percent recovery for zinc was < 30% quality control limit. Laboratory duplicate imprecision was noted for copper, lead and zinc. The ICP serial dilution percent differences for chromium, cobalt, copper, lead, molybdenum and vanadium were > 10% quality control limit. Field duplicate imprecision was noted for several analytes.

The data for these analyses were reviewed with reference to Region III modifications to the "National Functional Guidelines for Inorganic Data Validation", April 1993.

The text of this report has been formulated to address only those problem areas affecting data quality.

Tetra Tech NUS
Terri L. Solomon
Environmental Scientist

Tetra Tech NUS
Joseph A. Samchuck
Quality Assurance Officer

Attachments:

1. Appendix A - Qualified Analytical Results
2. Appendix B - Results as reported by the Laboratory
3. Appendix C - Support Documentation

APPENDIX A
QUALIFIED ANALYTICAL RESULTS

Data Validation Qualifier Codes:

A = Lab Blank Contamination
B = Field Blank Contamination
C = Calibration Noncompliance (e.g. % RSDs, %Ds, ICVs, CCVs, RRFs, etc.)
C01 = GC/MS Tuning Noncompliance
D = MS/MSD Recovery Noncompliance
E = LCS/LCSD Recovery Noncompliance
F = Lab Duplicate Imprecision
G = Field Duplicate Imprecision
H = Holding Time Exceedance
I = ICP Serial Dilution Noncompliance
J = GFAA PDS-GFAA MSA's r < 0.995 / ICP PDS Recovery Noncompliance
K = ICP Interference - includes ICS % R Noncompliance
L = Instrument Calibration Range Exceedance
M = Sample Preservation Noncompliance
N = Internal Standard Noncompliance
N01 = Internal Standard Recovery Noncompliance Dioxins
N02 = Recovery Standard Noncompliance Dioxins
N03 = Clean-up Standard Noncompliance Dioxins
O - Poor Instrument Performance (e.g. base-line drifting)
P = Uncertainty near detection limit (< 2 x IDL for inorganics and <CRQL for organics)
Q = Other problems (can encompass a number of issues; e.g. chromatography,interferences, etc.)
R = Surrogates Recovery Noncompliance
S = Pesticide/PCB Resolution
T = % Breakdown Noncompliance for DOT and Endrin
U = % Difference between columns/detectors >25% for positive results determined via GC/HPLC
V = Non-linear calibrations; correlation coefficient r < 0.995
W = EMPC result
X = Signal to noise response drop
Y = Percent solids <30%
Z = Uncertainty at 2 sigma deviation is greater than sample activity

PROJ_NO: 00887

SDG: 7K29236 MEDIA: SOIL DATA FRACTION: M

nsample	DUP-01	nsample	DUP-02	nsample	DUP-03
samp_date	11/27/2007	samp_date	11/28/2007	samp_date	11/28/2007
lab_id	A7K290236019	lab_id	A7K290236023	lab_id	A7K290236030
qc_type	NM	qc_type	NM	qc_type	NM
units	MG/KG	units	MG/KG	units	MG/KG
Pct_Solids	77.0	Pct_Solids	87.0	Pct_Solids	85.0
DUP_OF:	SB-503-0001	DUP_OF:	SB-506-0001	DUP_OF:	SB-508-0406

Parameter	Result	Val Qual	Qual Code
ANTIMONY	0.49	J	G
ARSENIC	2.3		
BARIUM	43.2	J	G
BERYLLIUM	0.32	J	G
CADMIUM	0.82	J	G
CHROMIUM	18	J	GI
COBALT	3.1		
COPPER	11.5	J	F
IRON	8010		
LEAD	38	J	FGI
MANGANESE	205	J	G
MERCURY	0.25		
MOLYBDENUM	0.33	B	A
NICKEL	6.6		
SELENIUM	0.24		
SILVER	0.24		
THALLIUM	0.083	K	C
VANADIUM	31.9	J	I
ZINC	80.6	J	G

Parameter	Result	Val Qual	Qual Code
ANTIMONY	0.059	B	A
ARSENIC	1.7		
BARIUM	15		
BERYLLIUM	0.24		
CADMIUM	0.018		
CHROMIUM	10.2	J	I
COBALT	2.4		
COPPER	5.7	J	F
IRON	9860		
LEAD	4.2	J	FI
MANGANESE	46.5	J	G
MERCURY	0.019	U	
MOLYBDENUM	0.19	B	A
NICKEL	5.4		
SELENIUM	0.18	U	
SILVER	0.035	B	A
THALLIUM	0.063	K	C
VANADIUM	14.9	J	I
ZINC	16.6		

Parameter	Result	Val Qual	Qual Code
ANTIMONY	0.079	B	A
ARSENIC	1	L	C
BARIUM	8.1		
BERYLLIUM	0.73		
CADMIUM	0.014	B	A
CHROMIUM	6.7	J	I
COBALT	1.7		
COPPER	8.2	J	F
IRON	11400		
LEAD	2.8	J	FI
MANGANESE	132	J	G
MERCURY	0.02	U	
MOLYBDENUM	0.092	B	A
NICKEL	5.6		
SELENIUM	0.38		
SILVER	0.079		
THALLIUM	0.036	B	A
VANADIUM	13.3	J	I
ZINC	9.4	J	G

PROJ_NO: 00887

SDG: 7K29236 MEDIA: SOIL DATA FRACTION: M

nsample	SB-500-0001	nsample	SB-500-0406	nsample	SB-500-0810
samp_date	11/27/2007	samp_date	11/27/2007	samp_date	11/27/2007
lab_id	A7K290236001	lab_id	A7K290236002	lab_id	A7K290236003
qc_type	NM	qc_type	NM	qc_type	NM
units	MG/KG	units	MG/KG	units	MG/KG
Pct_Solids	88.0	Pct_Solids	89.0	Pct_Solids	83.0
DUP_OF:		DUP_OF:		DUP_OF:	

Parameter	Result	Val Qual	Qual Code
ANTIMONY	0.16	B	A
ARSENIC	1.3	L	D
BARIUM	25.7		
BERYLLIUM	0.36		
CADMIUM	0.2		
CHROMIUM	9.9	K	D
COBALT	2.7	J	DI
COPPER	7	J	I
IRON	13200		
LEAD	15.9	J	DF
MANGANESE	48.8	L	D
MERCURY	0.019	U	
MOLYBDENUM	0.34	B	A
NICKEL	4.8		
SELENIUM	0.29	L	D
SILVER	0.04		
THALLIUM	0.063	B	A
VANADIUM	13.2		
ZINC	42.7	J	DF

Parameter	Result	Val Qual	Qual Code
ANTIMONY	0.091	B	A
ARSENIC	0.31	L	D
BARIUM	6.2		
BERYLLIUM	0.33		
CADMIUM	0.0084	B	A
CHROMIUM	7.4	K	D
COBALT	1.2	J	DI
COPPER	3.6	J	I
IRON	9880		
LEAD	1.6	J	DF
MANGANESE	19.6	L	D
MERCURY	0.019	U	
MOLYBDENUM	0.13	B	A
NICKEL	4		
SELENIUM	0.56	L	D
SILVER	0.036		
THALLIUM	0.024	B	A
VANADIUM	10.8		
ZINC	5.7	J	DF

Parameter	Result	Val Qual	Qual Code
ANTIMONY	0.098	B	A
ARSENIC	0.73	L	D
BARIUM	8.5		
BERYLLIUM	0.57		
CADMIUM	0.016		
CHROMIUM	10.8	K	D
COBALT	1.7	J	DI
COPPER	4.5	J	I
IRON	10900		
LEAD	1.3	J	DF
MANGANESE	18.6	L	D
MERCURY	0.02	U	
MOLYBDENUM	0.13	B	A
NICKEL	6.4		
SELENIUM	0.24	L	D
SILVER	0.04		
THALLIUM	0.033	B	A
VANADIUM	17.3		
ZINC	8.4	J	DF

PROJ_NO: 00887

SDG: 7K29236 MEDIA: SOIL DATA FRACTION: M

nsample	SB-501-0001	nsample	SB-501-0406	nsample	SB-501-0810
samp_date	11/27/2007	samp_date	11/27/2007	samp_date	11/27/2007
lab_id	A7K290236004	lab_id	A7K290236005	lab_id	A7K290236006
qc_type	NM	qc_type	NM	qc_type	NM
units	MG/KG	units	MG/KG	units	MG/KG
Pct_Solids	87.0	Pct_Solids	89.0	Pct_Solids	85.0
DUP_OF:		DUP_OF:		DUP_OF:	

Parameter	Result	Val Qual	Qual Code
ANTIMONY	0.55	J	D
ARSENIC	3.4	L	D
BARIUM	34.5		
BERYLLIUM	0.76		
CADMIUM	0.2		
CHROMIUM	13.8	K	D
COBALT	4.8	J	DI
COPPER	7.9	J	I
IRON	13800		
LEAD	12.3	J	DF
MANGANESE	53.2	L	D
MERCURY	0.061		
MOLYBDENUM	0.42	B	A
NICKEL	6.7		
SELENIUM	0.26	L	D
SILVER	0.081		
THALLIUM	0.1		
VANADIUM	20.9		
ZINC	36.1	J	DF

Parameter	Result	Val Qual	Qual Code
ANTIMONY	0.068	B	A
ARSENIC	1.1	L	D
BARIUM	6.5		
BERYLLIUM	0.44		
CADMIUM	0.0056	B	A
CHROMIUM	6	K	D
COBALT	1.7	J	DI
COPPER	4.9	J	I
IRON	7710		
LEAD	1.8	J	DF
MANGANESE	29	L	D
MERCURY	0.019	U	
MOLYBDENUM	0.17	B	A
NICKEL	2.1		
SELENIUM	0.18	UL	D
SILVER	0.026	B	A
THALLIUM	0.031	B	A
VANADIUM	7.1		
ZINC	7.4	J	DF

Parameter	Result	Val Qual	Qual Code
ANTIMONY	0.18	J	DK
ARSENIC	0.94	L	D
BARIUM	13.8		
BERYLLIUM	3.1		
CADMIUM	0.018	K	K
CHROMIUM	15.7	K	D
COBALT	4.1	J	DI
COPPER	12.4	J	I
LEAD	5.1	J	DF
MERCURY	0.02	U	
MOLYBDENUM	0.078	UL	D
NICKEL	14.7		
SELENIUM	0.46	L	D
SILVER	0.078		
THALLIUM	0.052	B	A
VANADIUM	20.7		
ZINC	24.8	J	DF

PROJ_NO: 00887

SDG: 7K29236 MEDIA: SOIL DATA FRACTION: M

nsample	SB-501-0810DL
samp_date	11/27/2007
lab_id	A7K290236006
qc_type	NM
units	MG/KG
Pct_Solids	85.0
DUP_OF:	

Parameter	Result	Val Qual	Qual Code
IRON	25800		
MANGANESE	70.4	L	D

nsample	SB-502-0001
samp_date	11/27/2007
lab_id	A7K290236007
qc_type	NM
units	MG/KG
Pct_Solids	84.0
DUP_OF:	

Parameter	Result	Val Qual	Qual Code
ANTIMONY	0.12	B	A
ARSENIC	1.8	L	D
BARIUM	34		
BERYLLIUM	0.29		
CADMIUM	0.19		
CHROMIUM	8.4	K	D
COBALT	2.2	J	DI
COPPER	5.6	J	I
IRON	5610		
LEAD	20.4	J	DF
MANGANESE	81.6	L	D
MERCURY	0.02	U	
MOLYBDENUM	0.22	B	A
NICKEL	5.8		
SELENIUM	0.19	UL	D
SILVER	0.056		
THALLIUM	0.032	B	A
VANADIUM	12.4		
ZINC	39.7	J	DF

nsample	SB-502-0406
samp_date	11/27/2007
lab_id	A7K290236008
qc_type	NM
units	MG/KG
Pct_Solids	86.0
DUP_OF:	

Parameter	Result	Val Qual	Qual Code
ANTIMONY	0.17	L	D
ARSENIC	1.3	L	D
BARIUM	6.5		
BERYLLIUM	0.15		
CADMIUM	0.056		
CHROMIUM	5.9	K	D
COBALT	1.1	J	DI
COPPER	2.3	J	I
IRON	5570		
LEAD	3.6	J	DF
MANGANESE	44	L	D
MERCURY	0.019	U	
MOLYBDENUM	0.14	B	A
NICKEL	1.6		
SELENIUM	0.19	UL	D
SILVER	0.031	B	A
THALLIUM	0.015	B	A
VANADIUM	7.2		
ZINC	13.9	J	DF

PROJ_NO: 00887

SDG: 7K29236 MEDIA: SOIL DATA FRACTION: M

nsample	SB-502-0810
samp_date	11/27/2007
lab_id	A7K290236009
qc_type	NM
units	MG/KG
Pct_Solids	86.0
DUP_OF:	

Parameter	Result	Val Qual	Qual Code
ANTIMONY	0.14	B	A
ARSENIC	0.55	L	D
BARIUM	3.6		
BERYLLIUM	0.11		
CADMIUM	0.035		
CHROMIUM	3.3	K	D
COBALT	0.67	J	DI
COPPER	1.6	J	I
IRON	4060		
LEAD	2.4	J	DF
MANGANESE	39.7	L	D
MERCURY	0.019	U	
MOLYBDENUM	0.18	B	A
NICKEL	1.4		
SELENIUM	0.19	UL	D
SILVER	0.018	B	A
THALLIUM	0.0085	B	A
VANADIUM	4		
ZINC	14.9	J	DF

nsample	SB-503-0001
samp_date	11/27/2007
lab_id	A7K290236010
qc_type	NM
units	MG/KG
Pct_Solids	86.0
DUP_OF:	

Parameter	Result	Val Qual	Qual Code
ANTIMONY	2.2	J	DG
ARSENIC	2.6	L	D
BERYLLIUM	0.88	J	G
CADMIUM	1.5	J	G
COBALT	5	J	DI
COPPER	12.7	J	I
IRON	13300		
MANGANESE	1370	J	DG
MERCURY	0.019	U	
MOLYBDENUM	0.59	J	DIK
NICKEL	11		
SELENIUM	0.25	L	D
SILVER	0.23		
THALLIUM	0.069	B	A

nsample	SB-503-0001DL
samp_date	11/27/2007
lab_id	A7K290236010
qc_type	NM
units	MG/KG
Pct_Solids	86.0
DUP_OF:	

Parameter	Result	Val Qual	Qual Code
BARIUM	121	J	G
CHROMIUM	33.4	J	DG
LEAD	68.2	J	DFG
VANADIUM	53.4		
ZINC	175	J	DFG

PROJ_NO: 00887

SDG: 7K29236 MEDIA: SOIL DATA FRACTION: M

nsample	SB-503-0406
samp_date	11/27/2007
lab_id	A7K290236011
qc_type	NM
units	MG/KG
Pct_Solids	82.0
DUP_OF:	

Parameter	Result	Val Qual	Qual Code
ANTIMONY	0.1	B	A
ARSENIC	0.42	L	C
BARIUM	2.1		
BERYLLIUM	0.015	B	A
CADMIUM	0.018		
CHROMIUM	3.2	J	I
COBALT	0.18		
COPPER	1.9	J	F
IRON	1980		
LEAD	2.4	J	FI
MANGANESE	3.5		
MERCURY	0.02	U	
MOLYBDENUM	0.35	B	A
NICKEL	0.39	B	A
SELENIUM	0.19	U	
SILVER	0.016	B	A
THALLIUM	0.011	B	A
VANADIUM	5.3	J	I
ZINC	2.8		

nsample	SB-503-1012
samp_date	11/27/2007
lab_id	A7K290236012
qc_type	NM
units	MG/KG
Pct_Solids	84.0
DUP_OF:	

Parameter	Result	Val Qual	Qual Code
ANTIMONY	0.26	K	K
ARSENIC	1.7		
BARIUM	12.8		
BERYLLIUM	1.5		
CADMIUM	0.043	K	K
CHROMIUM	14.1	J	I
COBALT	3.3		
COPPER	12.4	J	F
LEAD	5.8	J	FI
MERCURY	0.02	U	
MOLYBDENUM	0.22	B	A
NICKEL	12.1		
SELENIUM	0.8		
SILVER	0.1	K	K
THALLIUM	0.056	K	C
VANADIUM	17.4	J	I
ZINC	17.5		

nsample	SB-503-1012DL
samp_date	11/27/2007
lab_id	A7K290236012
qc_type	NM
units	MG/KG
Pct_Solids	84.0
DUP_OF:	

Parameter	Result	Val Qual	Qual Code
IRON	34200		
MANGANESE	69.9		

PROJ_NO: 00887

SDG: 7K29236 MEDIA: SOIL DATA FRACTION: M

nsample	SB-504-0001	nsample	SB-504-0406	nsample	SB-504-0810
samp_date	11/27/2007	samp_date	11/27/2007	samp_date	11/27/2007
lab_id	A7K290236013	lab_id	A7K290236014	lab_id	A7K290236015
qc_type	NM	qc_type	NM	qc_type	NM
units	MG/KG	units	MG/KG	units	MG/KG
Pct_Solids	91.2	Pct_Solids	87.0	Pct_Solids	86.0
DUP_OF:		DUP_OF:		DUP_OF:	

Parameter	Result	Val Qual	Qual Code
ANTIMONY	0.089	B	A
ARSENIC	0.53	L	C
BARIUM	153		
BERYLLIUM	0.12		
CADMIUM	0.41	K	K
CHROMIUM	12.7	J	I
COBALT	4.6		
COPPER	13.8	J	F
IRON	20800		
LEAD	8.6	J	FI
MANGANESE	231		
MERCURY	0.41		
MOLYBDENUM	0.78	B	A
NICKEL	6.9		
SELENIUM	0.18	U	
SILVER	0.092		
THALLIUM	0.38		
VANADIUM	22.8	J	I
ZINC	63.8		

Parameter	Result	Val Qual	Qual Code
ANTIMONY	0.14	B	A
ARSENIC	2		
BARIUM	50.7		
BERYLLIUM	0.75		
CADMIUM	0.67		
CHROMIUM	12.9	J	I
COBALT	8.6		
COPPER	12.9	J	F
IRON	15400		
LEAD	14.4	J	FI
MANGANESE	88.8		
MERCURY	0.079		
MOLYBDENUM	0.38	B	A
NICKEL	10.9		
SELENIUM	0.21		
SILVER	0.16		
THALLIUM	0.099	K	C
VANADIUM	18.3	J	I
ZINC	41.1		

Parameter	Result	Val Qual	Qual Code
ANTIMONY	0.13	B	A
ARSENIC	1.2	L	C
BARIUM	89.2		
BERYLLIUM	0.38		
CADMIUM	0.38	K	K
CHROMIUM	13.3	J	I
COBALT	4.5		
COPPER	16.6	J	F
IRON	18900		
LEAD	10.4	J	FI
MANGANESE	168		
MERCURY	0.29		
MOLYBDENUM	1.3	J	DK
NICKEL	11.1		
SELENIUM	0.31		
SILVER	0.094		
THALLIUM	0.21	K	C
VANADIUM	20.2	J	I
ZINC	45.7		

PROJ_NO: 00887

SDG: 7K29236 MEDIA: SOIL DATA FRACTION: M

nsample	SB-505-0001	nsample	SB-505-0406	nsample	SB-505-0810
samp_date	11/27/2007	samp_date	11/27/2007	samp_date	11/27/2007
lab_id	A7K290236016	lab_id	A7K290236017	lab_id	A7K290236018
qc_type	NM	qc_type	NM	qc_type	NM
units	MG/KG	units	MG/KG	units	MG/KG
Pct_Solids	83.0	Pct_Solids	86.0	Pct_Solids	80.0
DUP_OF:		DUP_OF:		DUP_OF:	

Parameter	Result	Val Qual	Qual Code
ANTIMONY	0.89		
ARSENIC	3.5		
BARIUM	90		
BERYLLIUM	0.54		
CADMIUM	6.4		
CHROMIUM	83.7	J	I
COBALT	4		
COPPER	26.8	J	F
IRON	9150		
LEAD	278	J	FI
MANGANESE	11.2		
MERCURY	0.13		
MOLYBDENUM	1.2	L	D
NICKEL	18.5		
SELENIUM	0.42		
SILVER	0.38		
THALLIUM	0.098	K	C
VANADIUM	60.7	J	I
ZINC	302		

Parameter	Result	Val Qual	Qual Code
ANTIMONY	0.17	B	A
ARSENIC	1.2	L	C
BARIUM	21.1		
BERYLLIUM	0.95		
CADMIUM	0.018	K	K
CHROMIUM	10.2	J	I
COBALT	6.3		
COPPER	14.6	J	F
IRON	17700		
LEAD	3.7	J	FI
MANGANESE	34.5		
MERCURY	0.019	U	
MOLYBDENUM	0.15	B	A
NICKEL	10.3		
SELENIUM	0.31		
SILVER	0.073		
THALLIUM	0.051	B	A
VANADIUM	18.8	J	I
ZINC	19.5		

Parameter	Result	Val Qual	Qual Code
ANTIMONY	0.12	B	A
ARSENIC	1.7		
BARIUM	16.6		
BERYLLIUM	0.72		
CADMIUM	0.069	K	K
CHROMIUM	12.8	J	I
COBALT	4.6		
COPPER	11.7	J	F
IRON	17000		
LEAD	4	J	FI
MANGANESE	31.3		
MERCURY	0.021	U	
MOLYBDENUM	0.42	B	A
NICKEL	6.5		
SELENIUM	0.2		
SILVER	0.07		
THALLIUM	0.04	B	A
VANADIUM	15.9	J	I
ZINC	18.1		

PROJ_NO: 00887

SDG: 7K29236 MEDIA: SOIL DATA FRACTION: M

nsample	SB-506-0001	nsample	SB-506-0406	nsample	SB-506-0810
samp_date	11/28/2007	samp_date	11/28/2007	samp_date	11/28/2007
lab_id	A7K290236020	lab_id	A7K290236021	lab_id	A7K290236022
qc_type	NM	qc_type	NM	qc_type	NM
units	MG/KG	units	MG/KG	units	MG/KG
Pct_Solids	87.0	Pct_Solids	86.0	Pct_Solids	79.0
DUP_OF:		DUP_OF:		DUP_OF:	

Parameter	Result	Val Qual	Qual Code
ANTIMONY	0.073	B	A
ARSENIC	1.8		
BARIUM	19.2		
BERYLLIUM	0.22		
CADMIUM	0.014	B	A
CHROMIUM	7.1	J	I
COBALT	2.1		
COPPER	3.8	J	F
IRON	13700		
LEAD	4	J	FI
MANGANESE	172	J	G
MERCURY	0.019	U	
MOLYBDENUM	0.3	B	A
NICKEL	4.1		
SELENIUM	0.18	U	
SILVER	0.049		
THALLIUM	0.054	K	C
VANADIUM	13	J	I
ZINC	12.2		

Parameter	Result	Val Qual	Qual Code
ANTIMONY	0.045	B	A
ARSENIC	1.6		
BARIUM	17.9		
BERYLLIUM	0.61		
CADMIUM	0.022		
CHROMIUM	8.7	J	I
COBALT	3.3		
COPPER	7	J	F
IRON	8880		
LEAD	4.4	J	FI
MANGANESE	41.5		
MERCURY	0.019	U	
MOLYBDENUM	0.12	B	A
NICKEL	8.2		
SELENIUM	0.19	U	
SILVER	0.051		
THALLIUM	0.047	B	A
VANADIUM	16	J	I
ZINC	26.3		

Parameter	Result	Val Qual	Qual Code
ANTIMONY	0.033	B	A
ARSENIC	1	L	C
BARIUM	9.5		
BERYLLIUM	0.48		
CADMIUM	0.0077	B	A
CHROMIUM	4.4	J	I
COBALT	2.4		
COPPER	4.6	J	F
IRON	6210		
LEAD	2.4	J	FI
MANGANESE	29.3		
MERCURY	0.021	U	
MOLYBDENUM	0.16	B	A
NICKEL	2.8		
SELENIUM	0.2	U	
SILVER	0.034	B	A
THALLIUM	0.027	B	A
VANADIUM	7.6	J	I
ZINC	9.8		

PROJ_NO: 00887

SDG: 7K29236 MEDIA: SOIL DATA FRACTION: M

nsample	SB-507-0001	nsample	SB-507-0406	nsample	SB-507-0810
samp_date	11/28/2007	samp_date	11/28/2007	samp_date	11/28/2007
lab_id	A7K290236024	lab_id	A7K290236025	lab_id	A7K290236026
qc_type	NM	qc_type	NM	qc_type	NM
units	MG/KG	units	MG/KG	units	MG/KG
Pct_Solids	86.0	Pct_Solids	81.0	Pct_Solids	86.0
DUP_OF:		DUP_OF:		DUP_OF:	

Parameter	Result	Val Qual	Qual Code
ANTIMONY	0.13	B	A
ARSENIC	2.1		
BARIUM	20.7		
BERYLLIUM	2		
CADMIUM	0.11	K	K
CHROMIUM	11.2	J	I
COBALT	10.8		
COPPER	12.7	J	F
IRON	20400		
LEAD	10.9	J	FI
MANGANESE	135		
MERCURY	0.29		
MOLYBDENUM	0.15	B	A
NICKEL	15.6		
SELENIUM	0.32		
SILVER	0.2		
THALLIUM	0.07	K	C
VANADIUM	17.1	J	I
ZINC	78.2		

Parameter	Result	Val Qual	Qual Code
ANTIMONY	0.067	B	A
ARSENIC	2.3		
BARIUM	20.6		
BERYLLIUM	1.1		
CADMIUM	0.038	K	K
CHROMIUM	11.1	J	I
COBALT	3.3		
COPPER	6.8	J	F
IRON	13600		
LEAD	6.8	J	FI
MANGANESE	44.7		
MERCURY	0.021	U	
MOLYBDENUM	0.33	B	A
NICKEL	7.1		
SELENIUM	0.21		
SILVER	0.077		
THALLIUM	0.13	K	C
VANADIUM	17.5	J	I
ZINC	25.4		

Parameter	Result	Val Qual	Qual Code
ANTIMONY	0.036	B	A
ARSENIC	1.1	L	C
BARIUM	9.8		
BERYLLIUM	1.6		
CADMIUM	0.028		
CHROMIUM	7.5	J	I
COBALT	1.2		
COPPER	6.3	J	F
MERCURY	0.019	U	
MOLYBDENUM	0.11	B	A
NICKEL	4.2		
SELENIUM	0.56		
SILVER	0.036	B	A
VANADIUM	14.4	J	I
ZINC	8.5		

PROJ_NO: 00887

SDG: 7K29236 MEDIA: SOIL DATA FRACTION: M

nsample	SB-507-0810DL
samp_date	11/28/2007
lab_id	A7K290236026
qc_type	NM
units	MG/KG
Pct_Solids	86.0
DUP_OF:	

Parameter	Result	Val Qual	Qual Code
IRON	3760		
LEAD	3.3	J	FI
MANGANESE	8.1		
THALLIUM	0.041	B	A

nsample	SB-508-0001
samp_date	11/28/2007
lab_id	A7K290236027
qc_type	NM
units	MG/KG
Pct_Solids	86.0
DUP_OF:	

Parameter	Result	Val Qual	Qual Code
ANTIMONY	0.14	B	A
ARSENIC	2.5		
BARIUM	19.3		
BERYLLIUM	0.59		
CADMIUM	0.044	K	K
CHROMIUM	11.1	J	I
COBALT	27.2		
COPPER	10.8	J	F
IRON	13800		
LEAD	3.8	J	FI
MANGANESE	42.1		
MERCURY	0.019	U	
MOLYBDENUM	0.58	B	A
NICKEL	9.1		
SELENIUM	0.19	U	
SILVER	0.14		
THALLIUM	0.038	B	A
VANADIUM	15.9	J	I
ZINC	16.2		

nsample	SB-508-0406
samp_date	11/28/2007
lab_id	A7K290236028
qc_type	NM
units	MG/KG
Pct_Solids	86.0
DUP_OF:	

Parameter	Result	Val Qual	Qual Code
ANTIMONY	0.11	B	A
ARSENIC	1.4		
BARIUM	11.4		
BERYLLIUM	0.85		
CADMIUM	0.014	B	A
CHROMIUM	9.1	J	I
COBALT	2.3		
COPPER	10.6	J	F
IRON	17700		
LEAD	3.4	J	FI
MANGANESE	14.3	J	G
MERCURY	0.019	U	
MOLYBDENUM	0.13	B	A
NICKEL	6.6		
SELENIUM	0.32		
SILVER	0.078		
THALLIUM	0.046	B	A
VANADIUM	19.8	J	I
ZINC	16.8	J	G

PROJ_NO: 00887

SDG: 7K29236 MEDIA: SOIL DATA FRACTION: M

nsample	SB-508-0810
samp_date	11/28/2007
lab_id	A7K290236029
qc_type	NM
units	MG/KG
Pct_Solids	83.0
DUP_OF:	

Parameter	Result	Val Qual	Qual Code
ANTIMONY	0.084	B	A
ARSENIC	0.42	L	C
BARIUM	8.5		
BERYLLIUM	1.5		
CADMIUM	0.016	K	K
CHROMIUM	13.2	J	I
COBALT	3.5		
COPPER	11.4	J	F
IRON	8540		
LEAD	3.3	J	FI
MANGANESE	18.8		
MERCURY	0.02	U	
MOLYBDENUM	0.079	UL	D
NICKEL	10.3		
SELENIUM	0.21		
SILVER	0.05		
THALLIUM	0.035	B	A
VANADIUM	13.4	J	I
ZINC	14.8		

APPENDIX B
RESULTS AS REPORTED BY THE LABORATORY

Test America North Canton

Metals Data Reporting Form

Sample Results

Lab Sample ID: KC4VW **Client ID:** DUP-01

Matrix: Soil **Units:** mg/kg **Prep Date:** 11/30/07 **Prep Batch:** 7334031

Weight: 1.00 **Volume:** 100 **Percent Moisture:** 22.793

Element	WL/ Mass	IDL	Report Limit	Conc	Q	DF	Instr	Anal Date	Anal Time
Antimony	121	0.0062	0.26	0.49	N	1	ICPMS	12/07/07	12:07
Arsenic	75	0.035	0.65	2.3		1	ICPMS	12/07/07	17:22
Barium	135	0.0027	0.13	43.2		1	ICPMS	12/07/07	17:22
Beryllium	9	0.0026	0.13	0.32		1	ICPMS	12/07/07	17:22
Cadmium	111	0.0018	0.13	0.82		1	ICPMS	12/07/07	17:22
Chromium	52	0.0070	0.26	18.0		1	ICPMS	12/07/07	17:22
Cobalt	59	0.0017	0.13	3.1		1	ICPMS	12/07/07	17:22
Copper	65	0.0060	0.26	11.5	*	1	ICPMS	12/07/07	17:22
Iron	271.44	0.88	13.0	8010	*	1	ICPST	12/04/07	15:21
Lead	208	0.0019	0.13	38.0	*	1	ICPMS	12/07/07	17:22
Manganese	257.61	0.014	1.9	205		1	ICPST	12/04/07	15:21
Molybdenum	98	0.085	0.26	0.33		1	ICPMS	12/07/07	17:22
Nickel	60	0.0069	0.13	6.6		1	ICPMS	12/07/07	17:22
Selenium	82	0.21	0.65	0.24	B	1	ICPMS	12/07/07	17:22
Silver	107	0.0027	0.13	0.24		1	ICPMS	12/07/07	12:07
Thallium	205	0.0030	0.13	0.083	B	1	ICPMS	12/07/07	17:22
Vanadium	51	0.032	0.65	31.9		1	ICPMS	12/07/07	17:22
Zinc	68	0.016	1.3	80.6		1	ICPMS	12/07/07	17:22

Comments: Lot #: A7K290236 Sample #: 19

5.21.0

E Serial dilution percent difference not within limits
U Result is less than the IDL
B Result is between IDL and RL

Form 1 Equivalent

Test America North Canton

Metals Data Reporting Form

Sample Results

Lab Sample ID: KC4VW **Client ID:** DUP-01

Matrix: Soil **Units:** mg/kg **Prep Date:** 11/30/07 **Prep Batch:** 7334031Hg

Weight: 0.60 **Volume:** 100 **Percent Moisture:** 22.793

Element	WL/ Mass	IDL	Report Limit	Conc	Q	DF	Instr	Anal Date	Anal Time
Mercury	253.7	0.022	0.13	0.25		1	CVAA	11/30/07	15:48

Comments: Lot #: A7K290236 Sample #: 19

5.21.0

E Serial dilution percent difference not within limits
U Result is less than the IDL
B Result is between IDL and RL

Form 1 Equivalent

Tetra Tech NUS, Inc

Client Sample ID: DUP-01

General Chemistry

Lot-Sample #...: A7K290236-019 **Work Order #...:** KC4VW **Matrix.....:** SO
Date Sampled...: 11/27/07 **Date Received..:** 11/29/07
% Moisture.....: 23

PARAMETER	RESULT	RL	UNITS	METHOD	PREPARATION-ANALYSIS DATE	PREP BATCH #
Percent Solids	77.2	**10.0**	**%**	**MCAWW 160.3 MOD**	**12/04-12/05/07**	**7338084**

Dilution Factor: 1

Test America North Canton

Metals Data Reporting Form

Sample Results

Lab Sample ID: KC4V8 **Client ID:** DUP-02

Matrix: Soil **Units:** mg/kg **Prep Date:** 11/30/07 **Prep Batch:** 7334031

Weight: 1.00 **Volume:** 100 **Percent Moisture:** 13.303

Element	WL/ Mass	IDL	Report Limit	Conc	Q	DF	Instr	Anal Date	Anal Time
Antimony	**121**	**0.0055**	**0.23**	**0.059**	**BN**	**1**	**ICPMS**	**12/07/07**	**12:21**
Arsenic	**75**	**0.031**	**0.58**	**1.7**		**1**	**ICPMS**	**12/07/07**	**17:36**
Barium	**135**	**0.0024**	**0.12**	**15.0**		**1**	**ICPMS**	**12/07/07**	**17:36**
Beryllium	**9**	**0.0023**	**0.12**	**0.24**		**1**	**ICPMS**	**12/07/07**	**17:36**
Cadmium	**111**	**0.0016**	**0.12**	**0.018**	**B**	**1**	**ICPMS**	**12/07/07**	**17:36**
Chromium	**52**	**0.0062**	**0.23**	**10.2**		**1**	**ICPMS**	**12/07/07**	**17:36**
Cobalt	**59**	**0.0015**	**0.12**	**2.4**		**1**	**ICPMS**	**12/07/07**	**17:36**
Copper	**65**	**0.0053**	**0.23**	**5.7**	*	**1**	**ICPMS**	**12/07/07**	**17:36**
Iron	**271.44**	**0.78**	**11.5**	**9860**	*	**1**	**ICPST**	**12/04/07**	**15:42**
Lead	**208**	**0.0017**	**0.12**	**4.2**	*	**1**	**ICPMS**	**12/07/07**	**17:36**
Manganese	**257.61**	**0.013**	**1.7**	**46.5**		**1**	**ICPST**	**12/04/07**	**15:42**
Molybdenum	**98**	**0.076**	**0.23**	**0.19**	**B**	**1**	**ICPMS**	**12/07/07**	**17:36**
Nickel	**60**	**0.0061**	**0.12**	**5.4**		**1**	**ICPMS**	**12/07/07**	**17:36**
Selenium	82	0.18	0.58	0.18	U	1	ICPMS	12/07/07	17:36
Silver	**107**	**0.0024**	**0.12**	**0.035**	**B**	**1**	**ICPMS**	**12/07/07**	**12:21**
Thallium	**205**	**0.0027**	**0.12**	**0.063**	**B**	**1**	**ICPMS**	**12/07/07**	**17:36**
Vanadium	**51**	**0.029**	**0.58**	**14.9**		**1**	**ICPMS**	**12/07/07**	**17:36**
Zinc	**68**	**0.014**	**1.2**	**16.6**		**1**	**ICPMS**	**12/07/07**	**17:36**

Comments: Lot #: A7K290236 Sample #: 23

5.21.0

E Serial dilution percent difference not within limits
U Result is less than the IDL
B Result is between IDL and RL

Form 1 Equivalent

Test America North Canton

Metals Data Reporting Form

Sample Results

Lab Sample ID: KC4V8 **Client ID:** DUP-02

Matrix: Soil **Units:** mg/kg **Prep Date:** 11/30/07 **Prep Batch:** 7334031Hg

Weight: 0.60 **Volume:** 100 **Percent Moisture:** 13.303

Element	WL/ Mass	IDL	Report Limit	Conc	Q	DF	Instr	Anal Date	Anal Time
Mercury	253.7	0.019	0.12	0.019	U	1	CVAA	11/30/07	15:37

Comments: Lot #: A7K290236 Sample #: 23

5.21.0

E Serial dilution percent difference not within limits
U Result is less than the IDL
B Result is between IDL and RL

Form 1 Equivalent

Tetra Tech NUS, Inc

Client Sample ID: DUP-02

General Chemistry

Lot-Sample #...: A7K290236-023 **Work Order #...:** KC4V8 **Matrix.....:** SO
Date Sampled...: 11/28/07 **Date Received..:** 11/29/07
% Moisture.....: 13

PARAMETER	RESULT	RL	UNITS	METHOD	PREPARATION-ANALYSIS DATE	PREP BATCH #
Percent Solids	**86.7**	**10.0**	**%**	**MCAWW 160.3 MOD**	**12/04-12/05/07**	**7338084**

Dilution Factor: 1

Test America North Canton

Metals Data Reporting Form

Sample Results

Lab Sample ID: KC4WM **Client ID:** DUP-03

Matrix: Soil **Units:** mg/kg **Prep Date:** 11/30/07 **Prep Batch:** 7334031

Weight: 1.00 **Volume:** 100 **Percent Moisture:** 14.858

Element	WL/ Mass	IDL	Report Limit	Conc	Q	DF	Instr	Anal Date	Anal Time
Antimony	121	0.0056	0.23	0.079	BN	1	ICPMS	12/07/07	12:57
Arsenic	75	0.032	0.59	1.0		1	ICPMS	12/07/07	18:11
Barium	135	0.0025	0.12	8.1		1	ICPMS	12/07/07	18:11
Beryllium	9	0.0023	0.12	0.73		1	ICPMS	12/07/07	18:11
Cadmium	111	0.0016	0.12	0.014	B	1	ICPMS	12/07/07	18:11
Chromium	52	0.0063	0.23	6.7		1	ICPMS	12/07/07	18:11
Cobalt	59	0.0015	0.12	1.7		1	ICPMS	12/07/07	18:11
Copper	65	0.0054	0.23	8.2	*	1	ICPMS	12/07/07	18:11
Iron	271.44	0.80	11.7	11400	*	1	ICPST	12/04/07	16:32
Lead	208	0.0018	0.12	2.8	*	1	ICPMS	12/07/07	18:11
Manganese	257.61	0.013	1.8	132		1	ICPST	12/04/07	16:32
Molybdenum	98	0.078	0.23	0.092	B	1	ICPMS	12/07/07	18:11
Nickel	60	0.0062	0.12	5.6		1	ICPMS	12/07/07	18:11
Selenium	82	0.19	0.59	0.38	B	1	ICPMS	12/07/07	18:11
Silver	107	0.0025	0.12	0.079	B	1	ICPMS	12/07/07	12:57
Thallium	205	0.0027	0.12	0.036	B	1	ICPMS	12/07/07	18:11
Vanadium	51	0.029	0.59	13.3		1	ICPMS	12/07/07	18:11
Zinc	68	0.014	1.2	9.4		1	ICPMS	12/07/07	18:11

Comments: Lot #: A7K290236 Sample #: 30

5.21.0

E Serial dilution percent difference not within limits
U Result is less than the IDL
B Result is between IDL and RL

Form 1 Equivalent

Test America North Canton

Metals Data Reporting Form

Sample Results

Lab Sample ID: KC4WM **Client ID:** DUP-03

Matrix: Soil **Units:** mg/kg **Prep Date:** 11/30/07 **Prep Batch:** 7334031Hg

Weight: 0.60 **Volume:** 100 **Percent Moisture:** 14.858

Element	WL/ Mass	IDL	Report Limit	Conc	Q	DF	Instr	Anal Date	Anal Time
Mercury	253.7	0.020	0.12	0.020	U	1	CVAA	11/30/07	15:29

Comments: Lot #: A7K290236 Sample #: 30

5.21.0

E Serial dilution percent difference not within limits
U Result is less than the IDL
B Result is between IDL and RL

Form 1 Equivalent

Tetra Tech NUS, Inc

Client Sample ID: DUP-03

General Chemistry

Lot-Sample #...: A7K290236-030 **Work Order #...:** KC4WM **Matrix.....:** SO
Date Sampled...: 11/28/07 **Date Received..:** 11/29/07
% Moisture.....: 15

PARAMETER	RESULT	RL	UNITS	METHOD	PREPARATION-ANALYSIS DATE	PREP BATCH #
Percent Solids	85.1	10.0	%	**MCAWW 160.3 MOD**	12/04-12/05/07	7338084

Dilution Factor: 1

Test America North Canton

Metals Data Reporting Form

Sample Results

Lab Sample ID: KC397 **Client ID:** SB-500-0001

Matrix: Soil **Units:** mg/kg **Prep Date:** 11/30/07 **Prep Batch:** 7334030

Weight: 1.00 **Volume:** 100 **Percent Moisture:** 11.879

Element	WL/ Mass	IDL	Report Limit	Conc	Q	DF	Instr	Anal Date	Anal Time
Antimony	121	0.0054	0.23	0.16	BN	1	ICPMS	12/06/07	18:41
Arsenic	75	0.031	0.57	1.3		1	ICPMS	12/06/07	17:24
Barium	135	0.0024	0.11	25.7	*	1	ICPMS	12/06/07	17:24
Beryllium	9	0.0023	0.11	0.36		1	ICPMS	12/06/07	17:24
Cadmium	111	0.0016	0.11	0.20	*	1	ICPMS	12/06/07	17:24
Chromium	52	0.0061	0.23	9.9		1	ICPMS	12/06/07	17:24
Cobalt	59	0.0015	0.11	2.7		1	ICPMS	12/06/07	17:24
Copper	65	0.0052	0.23	7.0		1	ICPMS	12/06/07	17:24
Iron	271.44	0.77	11.3	13200		1	ICPST	12/04/07	12:00
Lead	208	0.0017	0.11	15.9	*	1	ICPMS	12/06/07	17:24
Manganese	257.61	0.012	1.7	48.8	N	1	ICPST	12/04/07	12:00
Molybdenum	98	0.075	0.23	0.34		1	ICPMS	12/06/07	17:24
Nickel	60	0.0060	0.11	4.8		1	ICPMS	12/06/07	17:24
Selenium	82	0.18	0.57	0.29	B	1	ICPMS	12/06/07	17:24
Silver	107	0.0024	0.11	0.040	B	1	ICPMS	12/06/07	18:41
Thallium	205	0.0026	0.11	0.063	B	1	ICPMS	12/06/07	17:24
Vanadium	51	0.028	0.57	13.2		1	ICPMS	12/06/07	17:24
Zinc	68	0.014	1.1	42.7	N*	1	ICPMS	12/06/07	17:24

Comments: Lot #: A7K290236 Sample #: 1

5.21.0

E Serial dilution percent difference not within limits
U Result is less than the IDL
B Result is between IDL and RL

Form 1 Equivalent

Test America North Canton

Metals Data Reporting Form

Sample Results

Lab Sample ID: KC397 **Client ID:** SB-500-0001

Matrix: Soil **Units:** mg/kg **Prep Date:** 11/30/07 **Prep Batch:** 7334030Hg

Weight: 0.60 **Volume:** 100 **Percent Moisture:** 11.879

Element	WL/ Mass	IDL	Report Limit	Conc	Q	DF	Instr	Anal Date	Anal Time
Mercury	253.7	0.019	0.11	0.019	U	1	CVAA	11/30/07	15:55

Comments: Lot #: A7K290236 Sample #: 1

5.21.0

E Serial dilution percent difference not within limits
U Result is less than the IDL
B Result is between IDL and RL

Form 1 Equivalent

Tetra Tech NUS, Inc

Client Sample ID: SB-500-0001

General Chemistry

Lot-Sample #...: A7K290236-001 **Work Order #...:** KC397 **Matrix.....:** SO
Date Sampled...: 11/27/07 09:40 **Date Received..:** 11/29/07
% Moisture.....: 12

PARAMETER	RESULT	RL	UNITS	METHOD	PREPARATION-ANALYSIS DATE	PREP BATCH #
Percent Solids	**88.1**	**10.0**	**%**	**MCAWW 160.3 MOD**	**12/04-12/05/07**	**7338083**

Dilution Factor: 1

Test America North Canton

Metals Data Reporting Form

Sample Results

Lab Sample ID: KC4TG **Client ID:** SB-500-0406

Matrix: Soil **Units:** mg/kg **Prep Date:** 11/30/07 **Prep Batch:** 7334030

Weight: 1.00 **Volume:** 100 **Percent Moisture:** 10.741

Element	WL/ Mass	IDL	Report Limit	Conc	Q	DF	Instr	Anal Date	Anal Time
Antimony	121	0.0054	0.22	0.091	BN	1	ICPMS	12/06/07	18:54
Arsenic	75	0.030	0.56	0.31	B	1	ICPMS	12/06/07	17:36
Barium	135	0.0024	0.11	6.2	*	1	ICPMS	12/06/07	17:36
Beryllium	9	0.0022	0.11	0.33		1	ICPMS	12/06/07	17:36
Cadmium	111	0.0016	0.11	0.0084	B*	1	ICPMS	12/06/07	17:36
Chromium	52	0.0060	0.22	7.4		1	ICPMS	12/06/07	17:36
Cobalt	59	0.0015	0.11	1.2		1	ICPMS	12/06/07	17:36
Copper	65	0.0052	0.22	3.6		1	ICPMS	12/06/07	17:36
Iron	271.44	0.76	11.2	9880		1	ICPST	12/04/07	12:21
Lead	208	0.0017	0.11	1.6	*	1	ICPMS	12/06/07	17:36
Manganese	257.61	0.012	1.7	19.6	N	1	ICPST	12/04/07	12:21
Molybdenum	98	0.074	0.22	0.13	B	1	ICPMS	12/06/07	17:36
Nickel	60	0.0059	0.11	4.0		1	ICPMS	12/06/07	17:36
Selenium	82	0.18	0.56	0.56		1	ICPMS	12/06/07	17:36
Silver	107	0.0024	0.11	0.036	B	1	ICPMS	12/06/07	18:54
Thallium	205	0.0026	0.11	0.024	B	1	ICPMS	12/06/07	17:36
Vanadium	51	0.028	0.56	10.8		1	ICPMS	12/06/07	17:36
Zinc	68	0.013	1.1	5.7	N*	1	ICPMS	12/06/07	17:36

Comments: Lot #: A7K290236 Sample #: 2

5.21.0

E Serial dilution percent difference not within limits
U Result is less than the IDL
B Result is between IDL and RL

Form 1 Equivalent

Test America North Canton

Metals Data Reporting Form

Sample Results

Lab Sample ID: KC4TG **Client ID:** SB-500-0406

Matrix: Soil **Units:** mg/kg **Prep Date:** 11/30/07 **Prep Batch:** 7334030Hg

Weight: 0.60 **Volume:** 100 **Percent Moisture:** 10.741

Element	WL/ Mass	IDL	Report Limit	Conc	Q	DF	Instr	Anal Date	Anal Time
Mercury	253.7	0.019	0.11	0.019	U	1	CVAA	11/30/07	16:02

Comments: Lot #: A7K290236 Sample #: 2

5.21.0

E Serial dilution percent difference not within limits
U Result is less than the IDL
B Result is between IDL and RL

Form 1 Equivalent

Tetra Tech NUS, Inc

Client Sample ID: SB-500-0406

General Chemistry

Lot-Sample #...: A7K290236-002 **Work Order #...:** KC4TG **Matrix.....:** SO
Date Sampled...: 11/27/07 09:50 **Date Received..:** 11/29/07
% Moisture.....: 11

PARAMETER	RESULT	RL	UNITS	METHOD	PREPARATION-ANALYSIS DATE	PREP BATCH #
Percent Solids	**89.3**	**10.0**	**%**	**MCAWW 160.3 MOD**	**12/04-12/05/07**	**7338083**

Dilution Factor: 1

Test America North Canton

Metals Data Reporting Form

Sample Results

Lab Sample ID: KC4TJ **Client ID:** SB-500-0810

Matrix: Soil **Units:** mg/kg **Prep Date:** 11/30/07 **Prep Batch:** 7334030

Weight: 1.00 **Volume:** 100 **Percent Moisture:** 16.689

Element	WL/ Mass	IDL	Report Limit	Conc	Q	DF	Instr	Anal Date	Anal Time
Antimony	121	0.0058	0.24	0.098	BN	1	ICPMS	12/06/07	18:57
Arsenic	75	0.032	0.60	0.73		1	ICPMS	12/06/07	17:40
Barium	135	0.0025	0.12	8.5	*	1	ICPMS	12/06/07	17:40
Beryllium	9	0.0024	0.12	0.57		1	ICPMS	12/06/07	17:40
Cadmium	111	0.0017	0.12	0.016	B*	1	ICPMS	12/06/07	17:40
Chromium	52	0.0065	0.24	10.8		1	ICPMS	12/06/07	17:40
Cobalt	59	0.0016	0.12	1.7		1	ICPMS	12/06/07	17:40
Copper	65	0.0055	0.24	4.5		1	ICPMS	12/06/07	17:40
Iron	271.44	0.82	12.0	10900		1	ICPST	12/04/07	12:41
Lead	208	0.0018	0.12	1.3	*	1	ICPMS	12/06/07	17:40
Manganese	257.61	0.013	1.8	18.6	N	1	ICPST	12/04/07	12:41
Molybdenum	98	0.079	0.24	0.13	B	1	ICPMS	12/06/07	17:40
Nickel	60	0.0064	0.12	6.4		1	ICPMS	12/06/07	17:40
Selenium	82	0.19	0.60	0.24	B	1	ICPMS	12/06/07	17:40
Silver	107	0.0025	0.12	0.040	B	1	ICPMS	12/06/07	18:57
Thallium	205	0.0028	0.12	0.033	B	1	ICPMS	12/06/07	17:40
Vanadium	51	0.030	0.60	17.3		1	ICPMS	12/06/07	17:40
Zinc	68	0.014	1.2	8.4	N*	1	ICPMS	12/06/07	17:40

Comments: Lot #: A7K290236 Sample #: 3

5.21.0

E Serial dilution percent difference not within limits
U Result is less than the IDL
B Result is between IDL and RL

Form 1 Equivalent

Test America North Canton

Metals Data Reporting Form

Sample Results

Lab Sample ID: KC4TJ **Client ID:** SB-500-0810

Matrix: Soil **Units:** mg/kg **Prep Date:** 11/30/07 **Prep Batch:** 7334030Hg

Weight: 0.60 **Volume:** 100 **Percent Moisture:** 16.689

Element	WL/ Mass	IDL	Report Limit	Conc	Q	DF	Instr	Anal Date	Anal Time
Mercury	253.7	0.020	0.12	0.020	U	1	CVAA	11/30/07	16:09

Comments: Lot #: A7K290236 Sample #: 3

5.21.0

E Serial dilution percent difference not within limits
U Result is less than the IDL
B Result is between IDL and RL

Form 1 Equivalent

Tetra Tech NUS, Inc

Client Sample ID: SB-500-0810

General Chemistry

Lot-Sample #...: A7K290236-003 **Work Order #...:** KC4TJ **Matrix.....:** SO
Date Sampled...: 11/27/07 09:55 **Date Received..:** 11/29/07
% Moisture.....: 17

PARAMETER	RESULT	RL	UNITS	METHOD	PREPARATION-ANALYSIS DATE	PREP BATCH #
Percent Solids	**83.3**	**10.0**	**%**	**MCAWW 160.3 MOD**	**12/04-12/05/07**	**7338083**

Dilution Factor: 1

Test America North Canton

Metals Data Reporting Form

Sample Results

Lab Sample ID: KC4TL **Client ID:** SB-501-0001

Matrix: Soil **Units:** mg/kg **Prep Date:** 11/30/07 **Prep Batch:** 7334030

Weight: 1.00 **Volume:** 100 **Percent Moisture:** 13.341

Element	WL/ Mass	IDL	Report Limit	Conc	Q	DF	Instr	Anal Date	Anal Time
Antimony	121	0.0055	0.23	0.55	N	1	ICPMS	12/06/07	19:01
Arsenic	75	0.031	0.58	3.4		1	ICPMS	12/06/07	17:54
Barium	135	0.0024	0.12	34.5	*	1	ICPMS	12/06/07	17:54
Beryllium	9	0.0023	0.12	0.76		1	ICPMS	12/06/07	17:54
Cadmium	111	0.0016	0.12	0.20	*	1	ICPMS	12/06/07	17:54
Chromium	52	0.0062	0.23	13.8		1	ICPMS	12/06/07	17:54
Cobalt	59	0.0015	0.12	4.8		1	ICPMS	12/06/07	17:54
Copper	65	0.0053	0.23	7.9		1	ICPMS	12/06/07	17:54
Iron	271.44	0.78	11.5	13800		1	ICPST	12/04/07	12:47
Lead	208	0.0017	0.12	12.3	*	1	ICPMS	12/06/07	17:54
Manganese	257.61	0.013	1.7	53.2	N	1	ICPST	12/04/07	12:47
Molybdenum	98	0.076	0.23	0.42		1	ICPMS	12/06/07	17:54
Nickel	60	0.0061	0.12	6.7		1	ICPMS	12/06/07	17:54
Selenium	82	0.18	0.58	0.26	B	1	ICPMS	12/06/07	17:54
Silver	107	0.0024	0.12	0.081	B	1	ICPMS	12/06/07	19:01
Thallium	205	0.0027	0.12	0.10	B	1	ICPMS	12/06/07	17:54
Vanadium	51	0.029	0.58	20.9		1	ICPMS	12/06/07	17:54
Zinc	68	0.014	1.2	36.1	N*	1	ICPMS	12/06/07	17:54

Comments: Lot #: A7K290236 Sample #: 4

5.21.0

E Serial dilution percent difference not within limits
U Result is less than the IDL
B Result is between IDL and RL

Form 1 Equivalent

Test America North Canton

Metals Data Reporting Form

Sample Results

Lab Sample ID: KC4TL **Client ID:** SB-501-0001

Matrix: Soil **Units:** mg/kg **Prep Date:** 11/30/07 **Prep Batch:** 7334030Hg

Weight: 0.60 **Volume:** 100 **Percent Moisture:** 13.341

Element	WL/ Mass	IDL	Report Limit	Conc	Q	DF	Instr	Anal Date	Anal Time
Mercury	253.7	0.019	0.12	0.061	B	1	CVAA	11/30/07	16:05

Comments: Lot #: A7K290236 Sample #: 4

5.21.0

E Serial dilution percent difference not within limits
U Result is less than the IDL
B Result is between IDL and RL

Form 1 Equivalent

Tetra Tech NUS, Inc

Client Sample ID: SB-501-0001

General Chemistry

Lot-Sample #...: A7K290236-004 **Work Order #...:** KC4TL **Matrix.....:** SO
Date Sampled...: 11/27/07 10:27 **Date Received..:** 11/29/07
% Moisture.....: 13

PARAMETER	RESULT	RL	UNITS	METHOD	PREPARATION-ANALYSIS DATE	PREP BATCH #
Percent Solids	**86.7**	**10.0**	**%**	**MCAWW 160.3 MOD**	**12/04-12/05/07**	**7338083**

Dilution Factor: 1

Test America North Canton

Metals Data Reporting Form

Sample Results

Lab Sample ID: KC4TQ **Client ID:** SB-501-0406

Matrix: Soil **Units:** mg/kg **Prep Date:** 11/30/07 **Prep Batch:** 7334030

Weight: 1.00 **Volume:** 100 **Percent Moisture:** 10.525

Element	WL/ Mass	IDL	Report Limit	Conc	Q	DF	Instr	Anal Date	Anal Time
Antimony	**121**	**0.0054**	**0.22**	**0.068**	**BN**	**1**	**ICPMS**	**12/06/07**	**19:04**
Arsenic	**75**	**0.030**	**0.56**	**1.1**		**1**	**ICPMS**	**12/06/07**	**17:58**
Barium	**135**	**0.0023**	**0.11**	**6.5**	*	**1**	**ICPMS**	**12/06/07**	**17:58**
Beryllium	**9**	**0.0022**	**0.11**	**0.44**		**1**	**ICPMS**	**12/06/07**	**17:58**
Cadmium	**111**	**0.0016**	**0.11**	**0.0056**	**B***	**1**	**ICPMS**	**12/06/07**	**17:58**
Chromium	**52**	**0.0060**	**0.22**	**6.0**		**1**	**ICPMS**	**12/06/07**	**17:58**
Cobalt	**59**	**0.0015**	**0.11**	**1.7**		**1**	**ICPMS**	**12/06/07**	**17:58**
Copper	**65**	**0.0051**	**0.22**	**4.9**		**1**	**ICPMS**	**12/06/07**	**17:58**
Iron	**271.44**	**0.76**	**11.2**	**7710**		**1**	**ICPST**	**12/04/07**	**12:52**
Lead	**208**	**0.0017**	**0.11**	**1.8**	*	**1**	**ICPMS**	**12/06/07**	**17:58**
Manganese	**257.61**	**0.012**	**1.7**	**29.0**	**N**	**1**	**ICPST**	**12/04/07**	**12:52**
Molybdenum	**98**	**0.074**	**0.22**	**0.17**	**B**	**1**	**ICPMS**	**12/06/07**	**17:58**
Nickel	**60**	**0.0059**	**0.11**	**2.1**		**1**	**ICPMS**	**12/06/07**	**17:58**
Selenium	82	0.18	0.56	0.18	U	1	ICPMS	12/06/07	17:58
Silver	**107**	**0.0023**	**0.11**	**0.026**	**B**	**1**	**ICPMS**	**12/06/07**	**19:04**
Thallium	**205**	**0.0026**	**0.11**	**0.031**	**B**	**1**	**ICPMS**	**12/06/07**	**17:58**
Vanadium	**51**	**0.028**	**0.56**	**7.1**		**1**	**ICPMS**	**12/06/07**	**17:58**
Zinc	**68**	**0.013**	**1.1**	**7.4**	**N***	**1**	**ICPMS**	**12/06/07**	**17:58**

Comments: Lot #: A7K290236 Sample #: 5

5.21.0

E Serial dilution percent difference not within limits
U Result is less than the IDL
B Result is between IDL and RL

Form 1 Equivalent

Test America North Canton

Metals Data Reporting Form

Sample Results

Lab Sample ID: KC4TQ **Client ID:** SB-501-0406

Matrix: Soil **Units:** mg/kg **Prep Date:** 11/30/07 **Prep Batch:** 7334030Hg

Weight: 0.60 **Volume:** 100 **Percent Moisture:** 10.525

Element	WL/ Mass	IDL	Report Limit	Conc	Q	DF	Instr	Anal Date	Anal Time
Mercury	253.7	0.019	0.11	0.019	U	1	CVAA	11/30/07	16:07

Comments: Lot #: A7K290236 Sample #: 5

5.21.0

E Serial dilution percent difference not within limits
U Result is less than the IDL
B Result is between IDL and RL

Form 1 Equivalent

Tetra Tech NUS, Inc

Client Sample ID: SB-501-0406

General Chemistry

Lot-Sample #...: A7K290236-005 **Work Order #...:** KC4TQ **Matrix.....:** SO
Date Sampled...: 11/27/07 10:35 **Date Received..:** 11/29/07
% Moisture.....: 11

PARAMETER	RESULT	RL	UNITS	METHOD	PREPARATION-ANALYSIS DATE	PREP BATCH #
Percent Solids	**89.5**	**10.0**	**%**	**MCAWW 160.3 MOD**	**12/04-12/05/07**	**7338083**

Dilution Factor: 1

Test America North Canton

Metals Data Reporting Form

Sample Results

Lab Sample ID: KC4TT **Client ID:** SB-501-0810

Matrix: Soil **Units:** mg/kg **Prep Date:** 11/30/07 **Prep Batch:** 7334030

Weight: 1.00 **Volume:** 100 **Percent Moisture:** 15.282

Element	WL/ Mass	IDL	Report Limit	Conc	Q	DF	Instr	Anal Date	Anal Time
Antimony	**121**	**0.0057**	**0.24**	**0.18**	**BN**	**1**	**ICPMS**	**12/06/07**	**19:08**
Arsenic	**75**	**0.032**	**0.59**	**0.94**		**1**	**ICPMS**	**12/06/07**	**18:01**
Barium	**135**	**0.0025**	**0.12**	**13.8**	*	**1**	**ICPMS**	**12/06/07**	**18:01**
Beryllium	**9**	**0.0024**	**0.12**	**3.1**		**1**	**ICPMS**	**12/06/07**	**18:01**
Cadmium	**111**	**0.0017**	**0.12**	**0.018**	**B***	**1**	**ICPMS**	**12/06/07**	**18:01**
Chromium	**52**	**0.0064**	**0.24**	**15.7**		**1**	**ICPMS**	**12/06/07**	**18:01**
Cobalt	**59**	**0.0015**	**0.12**	**4.1**		**1**	**ICPMS**	**12/06/07**	**18:01**
Copper	**65**	**0.0054**	**0.24**	**12.4**		**1**	**ICPMS**	**12/06/07**	**18:01**
Iron	**271.44**	**4.0**	**59.0**	**25800**		**5**	**ICPST**	**12/04/07**	**22:31**
Lead	**208**	**0.0018**	**0.12**	**5.1**	*	**1**	**ICPMS**	**12/06/07**	**18:01**
Manganese	**257.61**	**0.065**	**8.9**	**70.4**	**N**	**5**	**ICPST**	**12/04/07**	**22:31**
Molybdenum	98	0.078	0.24	0.078	U	1	ICPMS	12/06/07	18:01
Nickel	**60**	**0.0063**	**0.12**	**14.7**		**1**	**ICPMS**	**12/06/07**	**18:01**
Selenium	**82**	**0.19**	**0.59**	**0.46**	**B**	**1**	**ICPMS**	**12/06/07**	**18:01**
Silver	**107**	**0.0025**	**0.12**	**0.078**	**B**	**1**	**ICPMS**	**12/06/07**	**19:08**
Thallium	**205**	**0.0027**	**0.12**	**0.052**	**B**	**1**	**ICPMS**	**12/06/07**	**18:01**
Vanadium	**51**	**0.030**	**0.59**	**20.7**		**1**	**ICPMS**	**12/06/07**	**18:01**
Zinc	**68**	**0.014**	**1.2**	**24.8**	**N***	**1**	**ICPMS**	**12/06/07**	**18:01**

Comments: Lot #: A7K290236 Sample #: 6

5.21.0

E Serial dilution percent difference not within limits
U Result is less than the IDL
B Result is between IDL and RL

Form 1 Equivalent

Test America North Canton

Metals Data Reporting Form

Sample Results

Lab Sample ID: KC4TT **Client ID:** SB-501-0810

Matrix: Soil **Units:** mg/kg **Prep Date:** 11/30/07 **Prep Batch:** 7334030Hg

Weight: 0.60 **Volume:** 100 **Percent Moisture:** 15.282

Element	WL/ Mass	IDL	Report Limit	Conc	Q	DF	Instr	Anal Date	Anal Time
Mercury	253.7	0.020	0.12	0.020	U	1	CVAA	11/30/07	16:08

Comments: Lot #: A7K290236 Sample #: 6

5.21.0

E Serial dilution percent difference not within limits
U Result is less than the IDL
B Result is between IDL and RL

Form 1 Equivalent

Tetra Tech NUS, Inc

Client Sample ID: SB-501-0810

General Chemistry

Lot-Sample #...: A7K290236-006 **Work Order #...:** KC4TT **Matrix.....:** SO
Date Sampled...: 11/27/07 10:35 **Date Received..:** 11/29/07
% Moisture.....: 15

PARAMETER	RESULT	RL	UNITS	METHOD	PREPARATION-ANALYSIS DATE	PREP BATCH #
Percent Solids	**84.7**	**10.0**	**%**	**MCAWW 160.3 MOD**	**12/04-12/05/07**	**7338083**

Dilution Factor: 1

Test America North Canton

Metals Data Reporting Form

Sample Results

Lab Sample ID: KC4T0 **Client ID:** SB-502-0001

Matrix: Soil **Units:** mg/kg **Prep Date:** 11/30/07 **Prep Batch:** 7334030

Weight: 1.00 **Volume:** 100 **Percent Moisture:** 15.621

Element	WL/ Mass	IDL	Report Limit	Conc	Q	DF	Instr	Anal Date	Anal Time
Antimony	**121**	**0.0057**	**0.24**	**0.12**	**BN**	**1**	**ICPMS**	**12/06/07**	**19:11**
Arsenic	**75**	**0.032**	**0.59**	**1.8**		**1**	**ICPMS**	**12/06/07**	**18:05**
Barium	**135**	**0.0025**	**0.12**	**34.0**	*	**1**	**ICPMS**	**12/06/07**	**18:05**
Beryllium	**9**	**0.0024**	**0.12**	**0.29**		**1**	**ICPMS**	**12/06/07**	**18:05**
Cadmium	**111**	**0.0017**	**0.12**	**0.19**	*	**1**	**ICPMS**	**12/06/07**	**18:05**
Chromium	**52**	**0.0064**	**0.24**	**8.4**		**1**	**ICPMS**	**12/06/07**	**18:05**
Cobalt	**59**	**0.0015**	**0.12**	**2.2**		**1**	**ICPMS**	**12/06/07**	**18:05**
Copper	**65**	**0.0055**	**0.24**	**5.6**		**1**	**ICPMS**	**12/06/07**	**18:05**
Iron	**271.44**	**0.81**	**11.9**	**5610**		**1**	**ICPST**	**12/04/07**	**13:02**
Lead	**208**	**0.0018**	**0.12**	**20.4**	*	**1**	**ICPMS**	**12/06/07**	**18:05**
Manganese	**257.61**	**0.013**	**1.8**	**81.6**	**N**	**1**	**ICPST**	**12/04/07**	**13:02**
Molybdenum	**98**	**0.078**	**0.24**	**0.22**	**B**	**1**	**ICPMS**	**12/06/07**	**18:05**
Nickel	**60**	**0.0063**	**0.12**	**5.8**		**1**	**ICPMS**	**12/06/07**	**18:05**
Selenium	82	0.19	0.59	0.19	U	1	ICPMS	12/06/07	18:05
Silver	**107**	**0.0025**	**0.12**	**0.056**	**B**	**1**	**ICPMS**	**12/06/07**	**19:11**
Thallium	**205**	**0.0027**	**0.12**	**0.032**	**B**	**1**	**ICPMS**	**12/06/07**	**18:05**
Vanadium	**51**	**0.030**	**0.59**	**12.4**		**1**	**ICPMS**	**12/06/07**	**18:05**
Zinc	**68**	**0.014**	**1.2**	**39.7**	**N***	**1**	**ICPMS**	**12/06/07**	**18:05**

Comments: Lot #: A7K290236 Sample #: 7

5.21.0

E Serial dilution percent difference not within limits

U Result is less than the IDL

B Result is between IDL and RL

Form 1 Equivalent

Test America North Canton

Metals Data Reporting Form

Sample Results

Lab Sample ID: KC4T0 **Client ID:** SB-502-0001

Matrix: Soil **Units:** mg/kg **Prep Date:** 11/30/07 **Prep Batch:** 7334030Hg

Weight: 0.60 **Volume:** 100 **Percent Moisture:** 15.621

Element	WL/ Mass	IDL	Report Limit	Conc	Q	DF	Instr	Anal Date	Anal Time
Mercury	253.7	0.020	0.12	0.020	U	1	CVAA	11/30/07	16:03

Comments: Lot #: A7K290236 Sample #: 7

5.21.0

E Serial dilution percent difference not within limits
U Result is less than the IDL
B Result is between IDL and RL

Form 1 Equivalent

Tetra Tech NUS, Inc

Client Sample ID: SB-502-0001

General Chemistry

Lot-Sample #...: A7K290236-007 **Work Order #...:** KC4T0 **Matrix.....:** SO
Date Sampled...: 11/27/07 11:09 **Date Received..:** 11/29/07
% Moisture.....: 16

PARAMETER	RESULT	RL	UNITS	METHOD	PREPARATION-ANALYSIS DATE	PREP BATCH #
Percent Solids	**84.4**	**10.0**	**%**	**MCAWW 160.3 MOD**	**12/04-12/05/07**	**7338083**

Dilution Factor: 1

Test America North Canton

Metals Data Reporting Form

Sample Results

Lab Sample ID: KC4T2 **Client ID:** SB-502-0406

Matrix: Soil **Units:** mg/kg **Prep Date:** 11/30/07 **Prep Batch:** 7334030

Weight: 1.00 **Volume:** 100 **Percent Moisture:** 14.314

Element	WL/ Mass	IDL	Report Limit	Conc	Q	DF	Instr	Anal Date	Anal Time
Antimony	**121**	**0.0056**	**0.23**	**0.17**	**BN**	**1**	**ICPMS**	**12/06/07**	**19:15**
Arsenic	**75**	**0.032**	**0.58**	**1.3**		**1**	**ICPMS**	**12/06/07**	**18:08**
Barium	**135**	**0.0025**	**0.12**	**6.5**	*	**1**	**ICPMS**	**12/06/07**	**18:08**
Beryllium	**9**	**0.0023**	**0.12**	**0.15**		**1**	**ICPMS**	**12/06/07**	**18:08**
Cadmium	**111**	**0.0016**	**0.12**	**0.056**	**B***	**1**	**ICPMS**	**12/06/07**	**18:08**
Chromium	**52**	**0.0063**	**0.23**	**5.9**		**1**	**ICPMS**	**12/06/07**	**18:08**
Cobalt	**59**	**0.0015**	**0.12**	**1.1**		**1**	**ICPMS**	**12/06/07**	**18:08**
Copper	**65**	**0.0054**	**0.23**	**2.3**		**1**	**ICPMS**	**12/06/07**	**18:08**
Iron	**271.44**	**0.79**	**11.7**	**5570**		**1**	**ICPST**	**12/04/07**	**13:07**
Lead	**208**	**0.0018**	**0.12**	**3.6**	*	**1**	**ICPMS**	**12/06/07**	**18:08**
Manganese	**257.61**	**0.013**	**1.8**	**44.0**	**N**	**1**	**ICPST**	**12/04/07**	**13:07**
Molybdenum	**98**	**0.077**	**0.23**	**0.14**	**B**	**1**	**ICPMS**	**12/06/07**	**18:08**
Nickel	**60**	**0.0062**	**0.12**	**1.6**		**1**	**ICPMS**	**12/06/07**	**18:08**
Selenium	82	0.19	0.58	0.19	U	1	ICPMS	12/06/07	18:08
Silver	**107**	**0.0025**	**0.12**	**0.031**	**B**	**1**	**ICPMS**	**12/06/07**	**19:15**
Thallium	**205**	**0.0027**	**0.12**	**0.015**	**B**	**1**	**ICPMS**	**12/06/07**	**18:08**
Vanadium	**51**	**0.029**	**0.58**	**7.2**		**1**	**ICPMS**	**12/06/07**	**18:08**
Zinc	**68**	**0.014**	**1.2**	**13.9**	**N***	**1**	**ICPMS**	**12/06/07**	**18:08**

Comments: Lot #: A7K290236 Sample #: 8

5.21.0

E Serial dilution percent difference not within limits

U Result is less than the IDL

B Result is between IDL and RL

Form 1 Equivalent

Test America North Canton

Metals Data Reporting Form

Sample Results

Lab Sample ID: KC4T2 **Client ID:** SB-502-0406

Matrix: Soil **Units:** mg/kg **Prep Date:** 11/30/07 **Prep Batch:** 7334030Hg

Weight: 0.60 **Volume:** 100 **Percent Moisture:** 14.314

Element	WL/ Mass	IDL	Report Limit	Conc	Q	DF	Instr	Anal Date	Anal Time
Mercury	253.7	0.019	0.12	0.019	U	1	CVAA	11/30/07	16:01

Comments: Lot #: A7K290236 Sample #: 8

5.21.0

E Serial dilution percent difference not within limits
U Result is less than the IDL
B Result is between IDL and RL

Form 1 Equivalent

Tetra Tech NUS, Inc

Client Sample ID: SB-502-0406

General Chemistry

Lot-Sample #...: A7K290236-008 **Work Order #...:** KC4T2 **Matrix.....:** SO
Date Sampled...: 11/27/07 11:15 **Date Received..:** 11/29/07
% Moisture.....: 14

PARAMETER	RESULT	RL	UNITS	METHOD	PREPARATION-ANALYSIS DATE	PREP BATCH #
Percent Solids	85.7	10.0	%	**MCAWW 160.3 MOD**	12/04-12/05/07	7338083

Dilution Factor: 1

Test America North Canton

Metals Data Reporting Form

Sample Results

Lab Sample ID: KC4T4 **Client ID:** SB-502-0810

Matrix: Soil **Units:** mg/kg **Prep Date:** 11/30/07 **Prep Batch:** 7334030

Weight: 1.00 **Volume:** 100 **Percent Moisture:** 14.178

Element	WL/ Mass	IDL	Report Limit	Conc	Q	DF	Instr	Anal Date	Anal Time
Antimony	**121**	**0.0056**	**0.23**	**0.14**	**BN**	**1**	**ICPMS**	**12/06/07**	**19:29**
Arsenic	**75**	**0.031**	**0.58**	**0.55**	**B**	**1**	**ICPMS**	**12/06/07**	**18:12**
Barium	**135**	**0.0024**	**0.12**	**3.6**	*****	**1**	**ICPMS**	**12/06/07**	**18:12**
Beryllium	**9**	**0.0023**	**0.12**	**0.11**	**B**	**1**	**ICPMS**	**12/06/07**	**18:12**
Cadmium	**111**	**0.0016**	**0.12**	**0.035**	**B***	**1**	**ICPMS**	**12/06/07**	**18:12**
Chromium	**52**	**0.0063**	**0.23**	**3.3**		**1**	**ICPMS**	**12/06/07**	**18:12**
Cobalt	**59**	**0.0015**	**0.12**	**0.67**		**1**	**ICPMS**	**12/06/07**	**18:12**
Copper	**65**	**0.0054**	**0.23**	**1.6**		**1**	**ICPMS**	**12/06/07**	**18:12**
Iron	**271.44**	**0.79**	**11.7**	**4060**		**1**	**ICPST**	**12/04/07**	**13:13**
Lead	**208**	**0.0017**	**0.12**	**2.4**	*****	**1**	**ICPMS**	**12/06/07**	**18:12**
Manganese	**257.61**	**0.013**	**1.7**	**39.7**	**N**	**1**	**ICPST**	**12/04/07**	**13:13**
Molybdenum	**98**	**0.077**	**0.23**	**0.18**	**B**	**1**	**ICPMS**	**12/06/07**	**18:12**
Nickel	**60**	**0.0062**	**0.12**	**1.4**		**1**	**ICPMS**	**12/06/07**	**18:12**
Selenium	82	0.19	0.58	0.19	U	1	ICPMS	12/06/07	18:12
Silver	**107**	**0.0024**	**0.12**	**0.018**	**B**	**1**	**ICPMS**	**12/06/07**	**19:29**
Thallium	**205**	**0.0027**	**0.12**	**0.0085**	**B**	**1**	**ICPMS**	**12/06/07**	**18:12**
Vanadium	**51**	**0.029**	**0.58**	**4.0**		**1**	**ICPMS**	**12/06/07**	**18:12**
Zinc	**68**	**0.014**	**1.2**	**14.9**	**N***	**1**	**ICPMS**	**12/06/07**	**18:12**

Comments: Lot #: A7K290236 Sample #: 9

5.21.0

E Serial dilution percent difference not within limits
U Result is less than the IDL
B Result is between IDL and RL

Form 1 Equivalent

Test America North Canton

Metals Data Reporting Form

Sample Results

Lab Sample ID: KC4T4 **Client ID:** SB-502-0810

Matrix: Soil **Units:** mg/kg **Prep Date:** 11/30/07 **Prep Batch:** 7334030Hg

Weight: 0.60 **Volume:** 100 **Percent Moisture:** 14.178

Element	WL/ Mass	IDL	Report Limit	Conc	Q	DF	Instr	Anal Date	Anal Time
Mercury	253.7	0.019	0.12	0.019	U	1	CVAA	11/30/07	16:04

Comments: Lot #: A7K290236 Sample #: 9

5.21.0

E Serial dilution percent difference not within limits
U Result is less than the IDL
B Result is between IDL and RL

Form 1 Equivalent

Tetra Tech NUS, Inc

Client Sample ID: SB-502-0810

General Chemistry

Lot-Sample #...: A7K290236-009 **Work Order #...:** KC4T4 **Matrix.....:** SO
Date Sampled...: 11/27/07 11:40 **Date Received..:** 11/29/07
% Moisture.....: 14

PARAMETER	RESULT	RL	UNITS	METHOD	PREPARATION-ANALYSIS DATE	PREP BATCH #
Percent Solids	**85.8**	**10.0**	**%**	**MCAWW 160.3 MOD**	**12/04-12/05/07**	**7338083**

Dilution Factor: 1

Test America North Canton

Metals Data Reporting Form

Sample Results

Lab Sample ID: KC4T7 **Client ID:** SB-503-0001

Matrix: Soil **Units:** mg/kg **Prep Date:** 11/30/07 **Prep Batch:** 7334030

Weight: 1.00 **Volume:** 100 **Percent Moisture:** 14.393

Element	WL/ Mass	IDL	Report Limit	Conc	Q	DF	Instr	Anal Date	Anal Time
Antimony	121	0.0056	0.23	2.2	N	1	ICPMS	12/06/07	19:33
Arsenic	75	0.032	0.58	2.6		1	ICPMS	12/06/07	18:15
Barium	135	0.025	1.2	121	*	10	ICPMS	12/07/07	10:38
Beryllium	9	0.0023	0.12	0.88		1	ICPMS	12/06/07	18:15
Cadmium	111	0.0016	0.12	1.5	*	1	ICPMS	12/06/07	18:15
Chromium	52	0.063	2.3	33.4		10	ICPMS	12/07/07	10:38
Cobalt	59	0.0015	0.12	5.0		1	ICPMS	12/06/07	18:15
Copper	65	0.0054	0.23	12.7		1	ICPMS	12/06/07	18:15
Iron	271.44	0.79	11.7	13300		1	ICPST	12/04/07	13:18
Lead	208	0.018	1.2	68.2	*	10	ICPMS	12/07/07	10:38
Manganese	257.61	0.013	1.8	1370	N	1	ICPST	12/04/07	13:18
Molybdenum	98	0.077	0.23	0.59		1	ICPMS	12/06/07	18:15
Nickel	60	0.0062	0.12	11.0		1	ICPMS	12/06/07	18:15
Selenium	82	0.19	0.58	0.25	B	1	ICPMS	12/06/07	18:15
Silver	107	0.0025	0.12	0.23		1	ICPMS	12/06/07	19:33
Thallium	205	0.0027	0.12	0.069	B	1	ICPMS	12/06/07	18:15
Vanadium	51	0.29	5.8	53.4		10	ICPMS	12/07/07	10:38
Zinc	68	0.14	11.7	175	N*	10	ICPMS	12/07/07	10:38

Comments: Lot #: A7K290236 Sample #: 10

5.21.0

E Serial dilution percent difference not within limits
U Result is less than the IDL
B Result is between IDL and RL

Form 1 Equivalent

Test America North Canton

Metals Data Reporting Form

Sample Results

Lab Sample ID: KC4T7 **Client ID:** SB-503-0001

Matrix: Soil **Units:** mg/kg **Prep Date:** 11/30/07 **Prep Batch:** 7334030Hg

Weight: 0.60 **Volume:** 100 **Percent Moisture:** 14.393

Element	WL/ Mass	IDL	Report Limit	Conc	Q	DF	Instr	Anal Date	Anal Time
Mercury	253.7	0.019	0.12	0.019	U	1	CVAA	11/30/07	16:10

Comments: Lot #: A7K290236 Sample #: 10

5.21.0

E Serial dilution percent difference not within limits
U Result is less than the IDL
B Result is between IDL and RL

Form 1 Equivalent

Tetra Tech NUS, Inc

Client Sample ID: SB-503-0001

General Chemistry

Lot-Sample #...: A7K290236-010 **Work Order #...:** KC4T7 **Matrix.....:** SO
Date Sampled...: 11/27/07 12:45 **Date Received..:** 11/29/07
% Moisture.....: 14

PARAMETER	RESULT	RL	UNITS	METHOD	PREPARATION-ANALYSIS DATE	PREP BATCH #
Percent Solids	**85.6**	**10.0**	**%**	**MCAWW 160.3 MOD**	**12/04-12/05/07**	**7338083**

Dilution Factor: 1

Test America North Canton

Metals Data Reporting Form

Sample Results

Lab Sample ID: KC4T9 **Client ID:** SB-503-0406

Matrix: Soil **Units:** mg/kg **Prep Date:** 11/30/07 **Prep Batch:** 7334031

Weight: 1.00 **Volume:** 100 **Percent Moisture:** 17.855

Element	WL/ Mass	IDL	Report Limit	Conc	Q	DF	Instr	Anal Date	Anal Time
Antimony	121	0.0058	0.24	0.10	BN	1	ICPMS	12/07/07	11:20
Arsenic	75	0.033	0.61	0.42	B	1	ICPMS	12/07/07	16:34
Barium	135	0.0026	0.12	2.1		1	ICPMS	12/07/07	16:34
Beryllium	9	0.0024	0.12	0.015	B	1	ICPMS	12/07/07	16:34
Cadmium	111	0.0017	0.12	0.018	B	1	ICPMS	12/07/07	16:34
Chromium	52	0.0066	0.24	3.2		1	ICPMS	12/07/07	16:34
Cobalt	59	0.0016	0.12	0.18		1	ICPMS	12/07/07	16:34
Copper	65	0.0056	0.24	1.9	*	1	ICPMS	12/07/07	16:34
Iron	271.44	0.83	12.2	1980	*	1	ICPST	12/04/07	13:49
Lead	208	0.0018	0.12	2.4	*	1	ICPMS	12/07/07	16:34
Manganese	257.61	0.013	1.8	3.5		1	ICPST	12/04/07	13:49
Molybdenum	98	0.080	0.24	0.35		1	ICPMS	12/07/07	16:34
Nickel	60	0.0065	0.12	0.39		1	ICPMS	12/07/07	16:34
Selenium	82	0.19	0.61	0.19	U	1	ICPMS	12/07/07	16:34
Silver	107	0.0026	0.12	0.016	B	1	ICPMS	12/07/07	11:20
Thallium	205	0.0028	0.12	0.011	B	1	ICPMS	12/07/07	16:34
Vanadium	51	0.030	0.61	5.3		1	ICPMS	12/07/07	16:34
Zinc	68	0.015	1.2	2.8		1	ICPMS	12/07/07	16:34

Comments: Lot #: A7K290236 Sample #: 11

5.21.0

E Serial dilution percent difference not within limits
U Result is less than the IDL
B Result is between IDL and RL

Form 1 Equivalent

Test America North Canton

Metals Data Reporting Form

Sample Results

Lab Sample ID: KC4T9 **Client ID:** SB-503-0406

Matrix: Soil **Units:** mg/kg **Prep Date:** 11/30/07 **Prep Batch:** 7334031Hg

Weight: 0.60 **Volume:** 100 **Percent Moisture:** 17.855

Element	WL/ Mass	IDL	Report Limit	Conc	Q	DF	Instr	Anal Date	Anal Time
Mercury	253.7	0.020	0.12	0.020	U	1	CVAA	11/30/07	15:23

Comments: Lot #: A7K290236 Sample #: 11

5.21.0

E Serial dilution percent difference not within limits
U Result is less than the IDL
B Result is between IDL and RL

Form 1 Equivalent

Tetra Tech NUS, Inc

Client Sample ID: SB-503-0406

General Chemistry

Lot-Sample #...: A7K290236-011 **Work Order #...:** KC4T9 **Matrix.....:** SO
Date Sampled...: 11/27/07 12:55 **Date Received..:** 11/29/07
% Moisture.....: 18

PARAMETER	RESULT	RL	UNITS	METHOD	PREPARATION-ANALYSIS DATE	PREP BATCH #
Percent Solids	**82.1**	**10.0**	**%**	**MCAWW 160.3 MOD**	**12/04-12/05/07**	**7338083**

Dilution Factor: 1

Test America North Canton

Metals Data Reporting Form

Sample Results

Lab Sample ID: KC4VC **Client ID:** SB-503-1012

Matrix: Soil **Units:** mg/kg **Prep Date:** 11/30/07 **Prep Batch:** 7334031

Weight: 1.00 **Volume:** 100 **Percent Moisture:** 15.723

Element	WL/ Mass	IDL	Report Limit	Conc	Q	DF	Instr	Anal Date	Anal Time
Antimony	121	0.0057	0.24	0.26	N	1	ICPMS	12/07/07	11:32
Arsenic	75	0.032	0.59	1.7		1	ICPMS	12/07/07	16:46
Barium	135	0.0025	0.12	12.8		1	ICPMS	12/07/07	16:46
Beryllium	9	0.0024	0.12	1.5		1	ICPMS	12/07/07	16:46
Cadmium	111	0.0017	0.12	0.043	B	1	ICPMS	12/07/07	16:46
Chromium	52	0.0064	0.24	14.1		1	ICPMS	12/07/07	16:46
Cobalt	59	0.0015	0.12	3.3		1	ICPMS	12/07/07	16:46
Copper	65	0.0055	0.24	12.4	*	1	ICPMS	12/07/07	16:46
Iron	271.44	4.0	59.3	34200	*	5	ICPST	12/04/07	22:36
Lead	208	0.0018	0.12	5.8	*	1	ICPMS	12/07/07	16:46
Manganese	257.61	0.065	8.9	69.9		5	ICPST	12/04/07	22:36
Molybdenum	98	0.078	0.24	0.22	B	1	ICPMS	12/07/07	16:46
Nickel	60	0.0063	0.12	12.1		1	ICPMS	12/07/07	16:46
Selenium	82	0.19	0.59	0.80		1	ICPMS	12/07/07	16:46
Silver	107	0.0025	0.12	0.10	B	1	ICPMS	12/07/07	11:32
Thallium	205	0.0027	0.12	0.056	B	1	ICPMS	12/07/07	16:46
Vanadium	51	0.030	0.59	17.4		1	ICPMS	12/07/07	16:46
Zinc	68	0.014	1.2	17.5		1	ICPMS	12/07/07	16:46

Comments: Lot #: A7K290236 Sample #: 12

5.21.0

E Serial dilution percent difference not within limits

U Result is less than the IDL

B Result is between IDL and RL

Form 1 Equivalent

Test America North Canton

Metals Data Reporting Form

Sample Results

Lab Sample ID: KC4VC **Client ID:** SB-503-1012

Matrix: Soil **Units:** mg/kg **Prep Date:** 11/30/07 **Prep Batch:** 7334031Hg

Weight: 0.60 **Volume:** 100 **Percent Moisture:** 15.723

Element	WL/ Mass	IDL	Report Limit	Conc	Q	DF	Instr	Anal Date	Anal Time
Mercury	253.7	0.020	0.12	0.020	U	1	CVAA	11/30/07	15:33

Comments: Lot #: A7K290236 Sample #: 12

5.21.0

E Serial dilution percent difference not within limits
U Result is less than the IDL
B Result is between IDL and RL

Form 1 Equivalent

Tetra Tech NUS, Inc

Client Sample ID: SB-503-1012

General Chemistry

Lot-Sample #...: A7K290236-012 **Work Order #...:** KC4VC **Matrix.....:** SO
Date Sampled...: 11/27/07 13:13 **Date Received..:** 11/29/07
% Moisture.....: 16

PARAMETER	RESULT	RL	UNITS	METHOD	PREPARATION-ANALYSIS DATE	PREP BATCH #
Percent Solids	**84.3**	**10.0**	**%**	**MCAWW 160.3 MOD**	**12/04-12/05/07**	**7338083**

Dilution Factor: 1

Test America North Canton

Metals Data Reporting Form

Sample Results

Lab Sample ID: KC4VE **Client ID:** SB-504-0001

Matrix: Soil **Units:** mg/kg **Prep Date:** 11/30/07 **Prep Batch:** 7334031

Weight: 1.00 **Volume:** 100 **Percent Moisture:** 8.831

Element	WL/ Mass	IDL	Report Limit	Conc	Q	DF	Instr	Anal Date	Anal Time
Antimony	**121**	**0.0053**	**0.22**	**0.089**	**BN**	**1**	**ICPMS**	**12/07/07**	**11:35**
Arsenic	**75**	**0.030**	**0.55**	**0.53**	**B**	**1**	**ICPMS**	**12/07/07**	**16:50**
Barium	**135**	**0.0023**	**0.11**	**153**		**1**	**ICPMS**	**12/07/07**	**16:50**
Beryllium	**9**	**0.0022**	**0.11**	**0.12**		**1**	**ICPMS**	**12/07/07**	**16:50**
Cadmium	**111**	**0.0015**	**0.11**	**0.41**		**1**	**ICPMS**	**12/07/07**	**16:50**
Chromium	**52**	**0.0059**	**0.22**	**12.7**		**1**	**ICPMS**	**12/07/07**	**16:50**
Cobalt	**59**	**0.0014**	**0.11**	**4.6**		**1**	**ICPMS**	**12/07/07**	**16:50**
Copper	**65**	**0.0050**	**0.22**	**13.8**	*	**1**	**ICPMS**	**12/07/07**	**16:50**
Iron	**271.44**	**0.75**	**11.0**	**20800**	*	**1**	**ICPST**	**12/04/07**	**14:16**
Lead	**208**	**0.0016**	**0.11**	**8.6**	*	**1**	**ICPMS**	**12/07/07**	**16:50**
Manganese	**257.61**	**0.012**	**1.6**	**231**		**1**	**ICPST**	**12/04/07**	**14:16**
Molybdenum	**98**	**0.072**	**0.22**	**0.78**		**1**	**ICPMS**	**12/07/07**	**16:50**
Nickel	**60**	**0.0058**	**0.11**	**6.9**		**1**	**ICPMS**	**12/07/07**	**16:50**
Selenium	82	0.18	0.55	0.18	U	1	ICPMS	12/07/07	16:50
Silver	**107**	**0.0023**	**0.11**	**0.092**	**B**	**1**	**ICPMS**	**12/07/07**	**11:35**
Thallium	**205**	**0.0025**	**0.11**	**0.38**		**1**	**ICPMS**	**12/07/07**	**16:50**
Vanadium	**51**	**0.027**	**0.55**	**22.8**		**1**	**ICPMS**	**12/07/07**	**16:50**
Zinc	**68**	**0.013**	**1.1**	**63.8**		**1**	**ICPMS**	**12/07/07**	**16:50**

Comments: Lot #: A7K290236 Sample #: 13

5.21.0

E Serial dilution percent difference not within limits
U Result is less than the IDL
B Result is between IDL and RL

Form 1 Equivalent

Test America North Canton

Metals Data Reporting Form

Sample Results

Lab Sample ID: KC4VE **Client ID:** SB-504-0001

Matrix: Soil **Units:** mg/kg **Prep Date:** 11/30/07 **Prep Batch:** 7334031Hg

Weight: 0.60 **Volume:** 100 **Percent Moisture:** 8.831

Element	WL/ Mass	IDL	Report Limit	Conc	Q	DF	Instr	Anal Date	Anal Time
Mercury	253.7	0.018	0.11	0.41		1	CVAA	11/30/07	15:38

Comments: Lot #: A7K290236 Sample #: 13

5.21.0

E Serial dilution percent difference not within limits
U Result is less than the IDL
B Result is between IDL and RL

Form 1 Equivalent

Tetra Tech NUS, Inc

Client Sample ID: SB-504-0001

General Chemistry

Lot-Sample #...: A7K290236-013 **Work Order #...:** KC4VE **Matrix.....:** SO
Date Sampled...: 11/27/07 13:40 **Date Received..:** 11/29/07
% Moisture.....: 8.8

PARAMETER	RESULT	RL	UNITS	METHOD	PREPARATION-ANALYSIS DATE	PREP BATCH #
Percent Solids	**91.2**	**10.0**	**%**	**MCAWW 160.3 MOD**	**12/04-12/05/07**	**7338083**

Dilution Factor: 1

Test America North Canton

Metals Data Reporting Form

Sample Results

Lab Sample ID: KC4VJ **Client ID:** SB-504-0406

Matrix: Soil **Units:** mg/kg **Prep Date:** 11/30/07 **Prep Batch:** 7334031

Weight: 1.00 **Volume:** 100 **Percent Moisture:** 12.765

Element	WL/ Mass	IDL	Report Limit	Conc	Q	DF	Instr	Anal Date	Anal Time
Antimony	121	0.0055	0.23	0.14	BN	1	ICPMS	12/07/07	11:39
Arsenic	75	0.031	0.57	2.0		1	ICPMS	12/07/07	16:53
Barium	135	0.0024	0.11	50.7		1	ICPMS	12/07/07	16:53
Beryllium	9	0.0023	0.11	0.75		1	ICPMS	12/07/07	16:53
Cadmium	111	0.0016	0.11	0.67		1	ICPMS	12/07/07	16:53
Chromium	52	0.0062	0.23	12.9		1	ICPMS	12/07/07	16:53
Cobalt	59	0.0015	0.11	8.6		1	ICPMS	12/07/07	16:53
Copper	65	0.0053	0.23	12.9	*	1	ICPMS	12/07/07	16:53
Iron	271.44	0.78	11.5	15400	*	1	ICPST	12/04/07	14:21
Lead	208	0.0017	0.11	14.4	*	1	ICPMS	12/07/07	16:53
Manganese	257.61	0.013	1.7	88.8		1	ICPST	12/04/07	14:21
Molybdenum	98	0.076	0.23	0.38		1	ICPMS	12/07/07	16:53
Nickel	60	0.0061	0.11	10.9		1	ICPMS	12/07/07	16:53
Selenium	82	0.18	0.57	0.21	B	1	ICPMS	12/07/07	16:53
Silver	107	0.0024	0.11	0.16		1	ICPMS	12/07/07	11:39
Thallium	205	0.0026	0.11	0.099	B	1	ICPMS	12/07/07	16:53
Vanadium	51	0.029	0.57	18.3		1	ICPMS	12/07/07	16:53
Zinc	68	0.014	1.1	41.1		1	ICPMS	12/07/07	16:53

Comments: Lot #: A7K290236 Sample #: 14

5.21.0

E Serial dilution percent difference not within limits

U Result is less than the IDL

B Result is between IDL and RL

Form 1 Equivalent

Test America North Canton

Metals Data Reporting Form

Sample Results

Lab Sample ID: KC4VJ **Client ID:** SB-504-0406

Matrix: Soil **Units:** mg/kg **Prep Date:** 11/30/07 **Prep Batch:** 7334031Hg

Weight: 0.60 **Volume:** 100 **Percent Moisture:** 12.765

Element	WL/ Mass	IDL	Report Limit	Conc	Q	DF	Instr	Anal Date	Anal Time
Mercury	253.7	0.019	0.11	0.079	B	1	CVAA	11/30/07	15:49

Comments: Lot #: A7K290236 Sample #: 14

5.21.0

E Serial dilution percent difference not within limits
U Result is less than the IDL
B Result is between IDL and RL

Form 1 Equivalent

Tetra Tech NUS, Inc

Client Sample ID: SB-504-0406

General Chemistry

Lot-Sample #...: A7K290236-014 **Work Order #...:** KC4VJ **Matrix.....:** SO
Date Sampled...: 11/27/07 13:50 **Date Received..:** 11/29/07
% Moisture.....: 13

PARAMETER	RESULT	RL	UNITS	METHOD	PREPARATION-ANALYSIS DATE	PREP BATCH #
Percent Solids	**87.2**	**10.0**	**%**	**MCAWW 160.3 MOD**	**12/04-12/05/07**	**7338083**

Dilution Factor: 1

Test America North Canton

Metals Data Reporting Form

Sample Results

Lab Sample ID: KC4VK **Client ID:** SB-504-0810

Matrix: Soil **Units:** mg/kg **Prep Date:** 11/30/07 **Prep Batch:** 7334031

Weight: 1.00 **Volume:** 100 **Percent Moisture:** 13.997

Element	WL/ Mass	IDL	Report Limit	Conc	Q	DF	Instr	Anal Date	Anal Time
Antimony	121	0.0056	0.23	0.13	BN	1	ICPMS	12/07/07	11:42
Arsenic	75	0.031	0.58	1.2		1	ICPMS	12/07/07	16:56
Barium	135	0.0024	0.12	89.2		1	ICPMS	12/07/07	16:56
Beryllium	9	0.0023	0.12	0.38		1	ICPMS	12/07/07	16:56
Cadmium	111	0.0016	0.12	0.38		1	ICPMS	12/07/07	16:56
Chromium	52	0.0063	0.23	13.3		1	ICPMS	12/07/07	16:56
Cobalt	59	0.0015	0.12	4.5		1	ICPMS	12/07/07	16:56
Copper	65	0.0053	0.23	16.6	*	1	ICPMS	12/07/07	16:56
Iron	271.44	0.79	11.6	18900	*	1	ICPST	12/04/07	14:26
Lead	208	0.0017	0.12	10.4	*	1	ICPMS	12/07/07	16:56
Manganese	257.61	0.013	1.7	168		1	ICPST	12/04/07	14:26
Molybdenum	98	0.077	0.23	1.3		1	ICPMS	12/07/07	16:56
Nickel	60	0.0062	0.12	11.1		1	ICPMS	12/07/07	16:56
Selenium	82	0.19	0.58	0.31	B	1	ICPMS	12/07/07	16:56
Silver	107	0.0024	0.12	0.094	B	1	ICPMS	12/07/07	11:42
Thallium	205	0.0027	0.12	0.21		1	ICPMS	12/07/07	16:56
Vanadium	51	0.029	0.58	20.2		1	ICPMS	12/07/07	16:56
Zinc	68	0.014	1.2	45.7		1	ICPMS	12/07/07	16:56

Comments: Lot #: A7K290236 Sample #: 15

5.21.0

E Serial dilution percent difference not within limits
U Result is less than the IDL
B Result is between IDL and RL

Form 1 Equivalent

Test America North Canton

Metals Data Reporting Form

Sample Results

Lab Sample ID: KC4VK **Client ID:** SB-504-0810

Matrix: Soil **Units:** mg/kg **Prep Date:** 11/30/07 **Prep Batch:** 7334031Hg

Weight: 0.60 **Volume:** 100 **Percent Moisture:** 13.997

Element	WL/ Mass	IDL	Report Limit	Conc	Q	DF	Instr	Anal Date	Anal Time
Mercury	253.7	0.019	0.12	0.29		1	CVAA	11/30/07	15:46

Comments: Lot #: A7K290236 Sample #: 15

5.21.0

E Serial dilution percent difference not within limits
U Result is less than the IDL
B Result is between IDL and RL

Form 1 Equivalent

Tetra Tech NUS, Inc

Client Sample ID: SB-504-0810

General Chemistry

Lot-Sample #...: A7K290236-015 **Work Order #...:** KC4VK **Matrix.....:** SO
Date Sampled...: 11/27/07 13:55 **Date Received..:** 11/29/07
% Moisture.....: 14

PARAMETER	RESULT	RL	UNITS	METHOD	PREPARATION-ANALYSIS DATE	PREP BATCH #
Percent Solids	**86.0**	**10.0**	**%**	**MCAWW 160.3 MOD**	**12/04-12/05/07**	**7338083**

Dilution Factor: 1

Test America North Canton

Metals Data Reporting Form

Sample Results

Lab Sample ID: KC4VM **Client ID:** SB-505-0001

Matrix: Soil **Units:** mg/kg **Prep Date:** 11/30/07 **Prep Batch:** 7334031

Weight: 1.00 **Volume:** 100 **Percent Moisture:** 17.155

Element	WL/ Mass	IDL	Report Limit	Conc	Q	DF	Instr	Anal Date	Anal Time
Antimony	121	0.0058	0.24	0.89	N	1	ICPMS	12/07/07	11:46
Arsenic	75	0.033	0.60	3.5		1	ICPMS	12/07/07	17:00
Barium	135	0.0025	0.12	90.0		1	ICPMS	12/07/07	17:00
Beryllium	9	0.0024	0.12	0.54		1	ICPMS	12/07/07	17:00
Cadmium	111	0.0017	0.12	6.4		1	ICPMS	12/07/07	17:00
Chromium	52	0.0065	0.24	83.7		1	ICPMS	12/07/07	17:00
Cobalt	59	0.0016	0.12	4.0		1	ICPMS	12/07/07	17:00
Copper	65	0.0056	0.24	26.8	*	1	ICPMS	12/07/07	17:00
Iron	271.44	0.82	12.1	9150	*	1	ICPST	12/04/07	14:33
Lead	208	0.0018	0.12	278	*	1	ICPMS	12/07/07	17:00
Manganese	257.61	0.013	1.8	11.2		1	ICPST	12/04/07	14:33
Molybdenum	98	0.080	0.24	1.2		1	ICPMS	12/07/07	17:00
Nickel	60	0.0064	0.12	18.5		1	ICPMS	12/07/07	17:00
Selenium	82	0.19	0.60	0.42	B	1	ICPMS	12/07/07	17:00
Silver	107	0.0025	0.12	0.38		1	ICPMS	12/07/07	11:46
Thallium	205	0.0028	0.12	0.098	B	1	ICPMS	12/07/07	17:00
Vanadium	51	0.030	0.60	60.7		1	ICPMS	12/07/07	17:00
Zinc	68	0.014	1.2	302		1	ICPMS	12/07/07	17:00

Comments: Lot #: A7K290236 Sample #: 16

5.21.0

E Serial dilution percent difference not within limits

U Result is less than the IDL

B Result is between IDL and RL

Form 1 Equivalent

Test America North Canton

Metals Data Reporting Form

Sample Results

Lab Sample ID: KC4VM **Client ID:** SB-505-0001

Matrix: Soil **Units:** mg/kg **Prep Date:** 11/30/07 **Prep Batch:** 7334031Hg

Weight: 0.60 **Volume:** 100 **Percent Moisture:** 17.155

Element	WL/ Mass	IDL	Report Limit	Conc	Q	DF	Instr	Anal Date	Anal Time
Mercury	253.7	0.020	0.12	0.13		1	CVAA	11/30/07	15:50

Comments: Lot #: A7K290236 Sample #: 16

5.21.0

E Serial dilution percent difference not within limits
U Result is less than the IDL
B Result is between IDL and RL

Form 1 Equivalent

Tetra Tech NUS, Inc

Client Sample ID: SB-505-0001

General Chemistry

Lot-Sample #...: A7K290236-016 **Work Order #...:** KC4VM **Matrix.....:** SO
Date Sampled...: 11/27/07 14:25 **Date Received..:** 11/29/07
% Moisture.....: 17

PARAMETER	RESULT	RL	UNITS	METHOD	PREPARATION-ANALYSIS DATE	PREP BATCH #
Percent Solids	**82.8**	**10.0**	**%**	**MCAWW 160.3 MOD**	**12/04-12/05/07**	**7338083**

Dilution Factor: 1

Test America North Canton

Metals Data Reporting Form

Sample Results

Lab Sample ID: KC4VQ **Client ID:** SB-505-0406

Matrix: Soil **Units:** mg/kg **Prep Date:** 11/30/07 **Prep Batch:** 7334031

Weight: 1.00 **Volume:** 100 **Percent Moisture:** 14.148

Element	WL/ Mass	IDL	Report Limit	Conc	Q	DF	Instr	Anal Date	Anal Time
Antimony	121	0.0056	0.23	0.17	BN	1	ICPMS	12/07/07	12:00
Arsenic	75	0.031	0.58	1.2		1	ICPMS	12/07/07	17:15
Barium	135	0.0024	0.12	21.1		1	ICPMS	12/07/07	17:15
Beryllium	9	0.0023	0.12	0.95		1	ICPMS	12/07/07	17:15
Cadmium	111	0.0016	0.12	0.018	B	1	ICPMS	12/07/07	17:15
Chromium	52	0.0063	0.23	10.2		1	ICPMS	12/07/07	17:15
Cobalt	59	0.0015	0.12	6.3		1	ICPMS	12/07/07	17:15
Copper	65	0.0054	0.23	14.6	*	1	ICPMS	12/07/07	17:15
Iron	271.44	0.79	11.6	17700	*	1	ICPST	12/04/07	14:38
Lead	208	0.0017	0.12	3.7	*	1	ICPMS	12/07/07	17:15
Manganese	257.61	0.013	1.7	34.5		1	ICPST	12/04/07	14:38
Molybdenum	98	0.077	0.23	0.15	B	1	ICPMS	12/07/07	17:15
Nickel	60	0.0062	0.12	10.3		1	ICPMS	12/07/07	17:15
Selenium	82	0.19	0.58	0.31	B	1	ICPMS	12/07/07	17:15
Silver	107	0.0024	0.12	0.073	B	1	ICPMS	12/07/07	12:00
Thallium	205	0.0027	0.12	0.051	B	1	ICPMS	12/07/07	17:15
Vanadium	51	0.029	0.58	18.8		1	ICPMS	12/07/07	17:15
Zinc	68	0.014	1.2	19.5		1	ICPMS	12/07/07	17:15

Comments: Lot #: A7K290236 Sample #: 17

5.21.0

E Serial dilution percent difference not within limits

U Result is less than the IDL

B Result is between IDL and RL

Form 1 Equivalent

Test America North Canton

Metals Data Reporting Form

Sample Results

Lab Sample ID: KC4VQ **Client ID:** SB-505-0406

Matrix: Soil **Units:** mg/kg **Prep Date:** 11/30/07 **Prep Batch:** 7334031Hg

Weight: 0.60 **Volume:** 100 **Percent Moisture:** 14.148

Element	WL/ Mass	IDL	Report Limit	Conc	Q	DF	Instr	Anal Date	Anal Time
Mercury	253.7	0.019	0.12	0.019	U	1	CVAA	11/30/07	15:32

Comments: Lot #: A7K290236 Sample #: 17

5.21.0

E Serial dilution percent difference not within limits
U Result is less than the IDL
B Result is between IDL and RL

Form 1 Equivalent

Tetra Tech NUS, Inc

Client Sample ID: SB-505-0406

General Chemistry

Lot-Sample #...: A7K290236-017 **Work Order #...:** KC4VQ **Matrix.....:** SO
Date Sampled...: 11/27/07 14:30 **Date Received..:** 11/29/07
% Moisture.....: 14

PARAMETER	RESULT	RL	UNITS	METHOD	PREPARATION-ANALYSIS DATE	PREP BATCH #
Percent Solids	**85.9**	**10.0**	**%**	**MCAWW 160.3 MOD**	**12/04-12/05/07**	**7338083**

Dilution Factor: 1

Test America North Canton

Metals Data Reporting Form

Sample Results

Lab Sample ID: KC4VR **Client ID:** SB-505-0810

Matrix: Soil **Units:** mg/kg **Prep Date:** 11/30/07 **Prep Batch:** 7334031

Weight: 1.00 **Volume:** 100 **Percent Moisture:** 20.286

Element	WL/ Mass	IDL	Report Limit	Conc	Q	DF	Instr	Anal Date	Anal Time
Antimony	121	0.0060	0.25	0.12	BN	1	ICPMS	12/07/07	12:04
Arsenic	75	0.034	0.63	1.7		1	ICPMS	12/07/07	17:18
Barium	135	0.0026	0.13	16.6		1	ICPMS	12/07/07	17:18
Beryllium	9	0.0025	0.13	0.72		1	ICPMS	12/07/07	17:18
Cadmium	111	0.0018	0.13	0.069	B	1	ICPMS	12/07/07	17:18
Chromium	52	0.0068	0.25	12.8		1	ICPMS	12/07/07	17:18
Cobalt	59	0.0016	0.13	4.6		1	ICPMS	12/07/07	17:18
Copper	65	0.0058	0.25	11.7	*	1	ICPMS	12/07/07	17:18
Iron	271.44	0.85	12.5	17000	*	1	ICPST	12/04/07	15:16
Lead	208	0.0019	0.13	4.0	*	1	ICPMS	12/07/07	17:18
Manganese	257.61	0.014	1.9	31.3		1	ICPST	12/04/07	15:16
Molybdenum	98	0.083	0.25	0.42		1	ICPMS	12/07/07	17:18
Nickel	60	0.0066	0.13	6.5		1	ICPMS	12/07/07	17:18
Selenium	82	0.20	0.63	0.20	B	1	ICPMS	12/07/07	17:18
Silver	107	0.0026	0.13	0.070	B	1	ICPMS	12/07/07	12:04
Thallium	205	0.0029	0.13	0.040	B	1	ICPMS	12/07/07	17:18
Vanadium	51	0.031	0.63	15.9		1	ICPMS	12/07/07	17:18
Zinc	68	0.015	1.3	18.1		1	ICPMS	12/07/07	17:18

Comments: Lot #: A7K290236 Sample #: 18

5.21.0

E Serial dilution percent difference not within limits

U Result is less than the IDL

B Result is between IDL and RL

Form 1 Equivalent

Test America North Canton

Metals Data Reporting Form

Sample Results

Lab Sample ID: KC4VR **Client ID:** SB-505-0810

Matrix: Soil **Units:** mg/kg **Prep Date:** 11/30/07 **Prep Batch:** 7334031Hg

Weight: 0.60 **Volume:** 100 **Percent Moisture:** 20.286

Element	WL/ Mass	IDL	Report Limit	Conc	Q	DF	Instr	Anal Date	Anal Time
Mercury	253.7	0.021	0.13	0.021	U	1	CVAA	11/30/07	15:27

Comments: Lot #: A7K290236 Sample #: 18

5.21.0

E Serial dilution percent difference not within limits
U Result is less than the IDL
B Result is between IDL and RL

Form 1 Equivalent

Tetra Tech NUS, Inc

Client Sample ID: SB-505-0810

General Chemistry

Lot-Sample #...: A7K290236-018 **Work Order #...:** KC4VR **Matrix.....:** SO
Date Sampled...: 11/27/07 14:35 **Date Received..:** 11/29/07
% Moisture.....: 20

PARAMETER	RESULT	RL	UNITS	METHOD	PREPARATION-ANALYSIS DATE	PREP BATCH #
Percent Solids	**79.7**	**10.0**	**%**	**MCAWW 160.3 MOD**	**12/04-12/05/07**	**7338084**

Dilution Factor: 1

Test America North Canton

Metals Data Reporting Form

Sample Results

Lab Sample ID: KC4V3 **Client ID:** SB-506-0001

Matrix: Soil **Units:** mg/kg **Prep Date:** 11/30/07 **Prep Batch:** 7334031

Weight: 1.00 **Volume:** 100 **Percent Moisture:** 12.533

Element	WL/ Mass	IDL	Report Limit	Conc	Q	DF	Instr	Anal Date	Anal Time
Antimony	**121**	**0.0055**	**0.23**	**0.073**	**BN**	**1**	**ICPMS**	**12/07/07**	**12:11**
Arsenic	**75**	**0.031**	**0.57**	**1.8**		**1**	**ICPMS**	**12/07/07**	**17:25**
Barium	**135**	**0.0024**	**0.11**	**19.2**		**1**	**ICPMS**	**12/07/07**	**17:25**
Beryllium	**9**	**0.0023**	**0.11**	**0.22**		**1**	**ICPMS**	**12/07/07**	**17:25**
Cadmium	**111**	**0.0016**	**0.11**	**0.014**	**B**	**1**	**ICPMS**	**12/07/07**	**17:25**
Chromium	**52**	**0.0062**	**0.23**	**7.1**		**1**	**ICPMS**	**12/07/07**	**17:25**
Cobalt	**59**	**0.0015**	**0.11**	**2.1**		**1**	**ICPMS**	**12/07/07**	**17:25**
Copper	**65**	**0.0053**	**0.23**	**3.8**	*	**1**	**ICPMS**	**12/07/07**	**17:25**
Iron	**271.44**	**0.78**	**11.4**	**13700**	*	**1**	**ICPST**	**12/04/07**	**15:26**
Lead	**208**	**0.0017**	**0.11**	**4.0**	*	**1**	**ICPMS**	**12/07/07**	**17:25**
Manganese	**257.61**	**0.013**	**1.7**	**172**		**1**	**ICPST**	**12/04/07**	**15:26**
Molybdenum	**98**	**0.075**	**0.23**	**0.30**		**1**	**ICPMS**	**12/07/07**	**17:25**
Nickel	**60**	**0.0061**	**0.11**	**4.1**		**1**	**ICPMS**	**12/07/07**	**17:25**
Selenium	82	0.18	0.57	0.18	U	1	ICPMS	12/07/07	17:25
Silver	**107**	**0.0024**	**0.11**	**0.049**	**B**	**1**	**ICPMS**	**12/07/07**	**12:11**
Thallium	**205**	**0.0026**	**0.11**	**0.054**	**B**	**1**	**ICPMS**	**12/07/07**	**17:25**
Vanadium	**51**	**0.029**	**0.57**	**13.0**		**1**	**ICPMS**	**12/07/07**	**17:25**
Zinc	**68**	**0.014**	**1.1**	**12.2**		**1**	**ICPMS**	**12/07/07**	**17:25**

Comments: Lot #: A7K290236 Sample #: 20

5.21.0

E Serial dilution percent difference not within limits
U Result is less than the IDL
B Result is between IDL and RL

Form 1 Equivalent

Test America North Canton

Metals Data Reporting Form

Sample Results

Lab Sample ID: KC4V3 **Client ID:** SB-506-0001

Matrix: Soil **Units:** mg/kg **Prep Date:** 11/30/07 **Prep Batch:** 7334031Hg

Weight: 0.60 **Volume:** 100 **Percent Moisture:** 12.533

Element	WL/ Mass	IDL	Report Limit	Conc	Q	DF	Instr	Anal Date	Anal Time
Mercury	253.7	0.019	0.11	0.019	U	1	CVAA	11/30/07	15:47

Comments: Lot #: A7K290236 Sample #: 20

5.21.0

E Serial dilution percent difference not within limits
U Result is less than the IDL
B Result is between IDL and RL

Form 1 Equivalent

Tetra Tech NUS, Inc

Client Sample ID: SB-506-0001

General Chemistry

Lot-Sample #...: A7K290236-020 **Work Order #...:** KC4V3 **Matrix.....:** SO
Date Sampled...: 11/28/07 09:34 **Date Received..:** 11/29/07
% Moisture.....: 13

PARAMETER	RESULT	RL	UNITS	METHOD	PREPARATION-ANALYSIS DATE	PREP BATCH #
Percent Solids	87.5	10.0	%	**MCAWW 160.3 MOD**	12/04-12/05/07	7338084

Dilution Factor: 1

Test America North Canton

Metals Data Reporting Form

Sample Results

Lab Sample ID: KC4V5 **Client ID:** SB-506-0406

Matrix: Soil **Units:** mg/kg **Prep Date:** 11/30/07 **Prep Batch:** 7334031

Weight: 1.00 **Volume:** 100 **Percent Moisture:** 13.584

Element	WL/ Mass	IDL	Report Limit	Conc	Q	DF	Instr	Anal Date	Anal Time
Antimony	121	0.0056	0.23	0.045	BN	1	ICPMS	12/07/07	12:14
Arsenic	75	0.031	0.58	1.6		1	ICPMS	12/07/07	17:29
Barium	135	0.0024	0.12	17.9		1	ICPMS	12/07/07	17:29
Beryllium	9	0.0023	0.12	0.61		1	ICPMS	12/07/07	17:29
Cadmium	111	0.0016	0.12	0.022	B	1	ICPMS	12/07/07	17:29
Chromium	52	0.0062	0.23	8.7		1	ICPMS	12/07/07	17:29
Cobalt	59	0.0015	0.12	3.3		1	ICPMS	12/07/07	17:29
Copper	65	0.0053	0.23	7.0	*	1	ICPMS	12/07/07	17:29
Iron	271.44	0.79	11.6	8880	*	1	ICPST	12/04/07	15:31
Lead	208	0.0017	0.12	4.4	*	1	ICPMS	12/07/07	17:29
Manganese	257.61	0.013	1.7	41.5		1	ICPST	12/04/07	15:31
Molybdenum	98	0.076	0.23	0.12	B	1	ICPMS	12/07/07	17:29
Nickel	60	0.0061	0.12	8.2		1	ICPMS	12/07/07	17:29
Selenium	82	0.19	0.58	0.19	U	1	ICPMS	12/07/07	17:29
Silver	107	0.0024	0.12	0.051	B	1	ICPMS	12/07/07	12:14
Thallium	205	0.0027	0.12	0.047	B	1	ICPMS	12/07/07	17:29
Vanadium	51	0.029	0.58	16.0		1	ICPMS	12/07/07	17:29
Zinc	68	0.014	1.2	26.3		1	ICPMS	12/07/07	17:29

Comments: Lot #: A7K290236 Sample #: 21

5.21.0

E Serial dilution percent difference not within limits
U Result is less than the IDL
B Result is between IDL and RL

Form 1 Equivalent

Test America North Canton

Metals Data Reporting Form

Sample Results

Lab Sample ID: KC4V5 **Client ID:** SB-506-0406

Matrix: Soil **Units:** mg/kg **Prep Date:** 11/30/07 **Prep Batch:** 7334031Hg

Weight: 0.60 **Volume:** 100 **Percent Moisture:** 13.584

Element	WL/ Mass	IDL	Report Limit	Conc	Q	DF	Instr	Anal Date	Anal Time
Mercury	253.7	0.019	0.12	0.019	U	1	CVAA	11/30/07	15:26

Comments: Lot #: A7K290236 Sample #: 21

5.21.0

E Serial dilution percent difference not within limits
U Result is less than the IDL
B Result is between IDL and RL

Form 1 Equivalent

Tetra Tech NUS, Inc

Client Sample ID: SB-506-0406

General Chemistry

Lot-Sample #...: A7K290236-021 **Work Order #...:** KC4V5 **Matrix.....:** SO
Date Sampled...: 11/28/07 09:52 **Date Received..:** 11/29/07
% Moisture.....: 14

PARAMETER	RESULT	RL	UNITS	METHOD	PREPARATION-ANALYSIS DATE	PREP BATCH #
Percent Solids	**86.4**	**10.0**	**%**	**MCAWW 160.3 MOD**	**12/04-12/05/07**	**7338084**

Dilution Factor: 1

Test America North Canton

Metals Data Reporting Form

Sample Results

Lab Sample ID: KC4V6 **Client ID:** SB-506-0810

Matrix: Soil **Units:** mg/kg **Prep Date:** 11/30/07 **Prep Batch:** 7334031

Weight: 1.00 **Volume:** 100 **Percent Moisture:** 21.486

Element	WL/ Mass	IDL	Report Limit	Conc	Q	DF	Instr	Anal Date	Anal Time
Antimony	**121**	**0.0061**	**0.25**	**0.033**	**BN**	**1**	**ICPMS**	**12/07/07**	**12:18**
Arsenic	**75**	**0.034**	**0.64**	**1.0**		**1**	**ICPMS**	**12/07/07**	**17:32**
Barium	**135**	**0.0027**	**0.13**	**9.5**		**1**	**ICPMS**	**12/07/07**	**17:32**
Beryllium	**9**	**0.0025**	**0.13**	**0.48**		**1**	**ICPMS**	**12/07/07**	**17:32**
Cadmium	**111**	**0.0018**	**0.13**	**0.0077**	**B**	**1**	**ICPMS**	**12/07/07**	**17:32**
Chromium	**52**	**0.0069**	**0.25**	**4.4**		**1**	**ICPMS**	**12/07/07**	**17:32**
Cobalt	**59**	**0.0017**	**0.13**	**2.4**		**1**	**ICPMS**	**12/07/07**	**17:32**
Copper	**65**	**0.0059**	**0.25**	**4.6**	*	**1**	**ICPMS**	**12/07/07**	**17:32**
Iron	**271.44**	**0.87**	**12.7**	**6210**	*	**1**	**ICPST**	**12/04/07**	**15:37**
Lead	**208**	**0.0019**	**0.13**	**2.4**	*	**1**	**ICPMS**	**12/07/07**	**17:32**
Manganese	**257.61**	**0.014**	**1.9**	**29.3**		**1**	**ICPST**	**12/04/07**	**15:37**
Molybdenum	**98**	**0.084**	**0.25**	**0.16**	**B**	**1**	**ICPMS**	**12/07/07**	**17:32**
Nickel	**60**	**0.0068**	**0.13**	**2.8**		**1**	**ICPMS**	**12/07/07**	**17:32**
Selenium	82	0.20	0.64	0.20	U	1	ICPMS	12/07/07	17:32
Silver	**107**	**0.0027**	**0.13**	**0.034**	**B**	**1**	**ICPMS**	**12/07/07**	**12:18**
Thallium	**205**	**0.0029**	**0.13**	**0.027**	**B**	**1**	**ICPMS**	**12/07/07**	**17:32**
Vanadium	**51**	**0.032**	**0.64**	**7.6**		**1**	**ICPMS**	**12/07/07**	**17:32**
Zinc	**68**	**0.015**	**1.3**	**9.8**		**1**	**ICPMS**	**12/07/07**	**17:32**

Comments: Lot #: A7K290236 Sample #: 22

5.21.0

E Serial dilution percent difference not within limits
U Result is less than the IDL
B Result is between IDL and RL

Form 1 Equivalent

Test America North Canton

Metals Data Reporting Form

Sample Results

Lab Sample ID: KC4V6 **Client ID:** SB-506-0810

Matrix: Soil **Units:** mg/kg **Prep Date:** 11/30/07 **Prep Batch:** 7334031Hg

Weight: 0.60 **Volume:** 100 **Percent Moisture:** 21.486

Element	WL/ Mass	IDL	Report Limit	Conc	Q	DF	Instr	Anal Date	Anal Time
Mercury	253.7	0.021	0.13	0.021	U	1	CVAA	11/30/07	15:36

Comments: Lot #: A7K290236 Sample #: 22

5.21.0

E Serial dilution percent difference not within limits
U Result is less than the IDL
B Result is between IDL and RL

Form 1 Equivalent

Tetra Tech NUS, Inc

Client Sample ID: SB-506-0810

General Chemistry

Lot-Sample #...: A7K290236-022 **Work Order #...:** KC4V6 **Matrix.....:** SO
Date Sampled...: 11/28/07 09:54 **Date Received..:** 11/29/07
% Moisture.....: 21

PARAMETER	RESULT	RL	UNITS	METHOD	PREPARATION-ANALYSIS DATE	PREP BATCH #
Percent Solids	78.5	10.0	%	**MCAWW 160.3 MOD**	12/04-12/05/07	7338084

Dilution Factor: 1

Test America North Canton

Metals Data Reporting Form

Sample Results

Lab Sample ID: KC4WC **Client ID:** SB-507-0001

Matrix: Soil **Units:** mg/kg **Prep Date:** 11/30/07 **Prep Batch:** 7334031

Weight: 1.00 **Volume:** 100 **Percent Moisture:** 14.164

Element	WL/ Mass	IDL	Report Limit	Conc	Q	DF	Instr	Anal Date	Anal Time
Antimony	121	0.0056	0.23	0.13	BN	1	ICPMS	12/07/07	12:25
Arsenic	75	0.031	0.58	2.1		1	ICPMS	12/07/07	17:39
Barium	135	0.0024	0.12	20.7		1	ICPMS	12/07/07	17:39
Beryllium	9	0.0023	0.12	2.0		1	ICPMS	12/07/07	17:39
Cadmium	111	0.0016	0.12	0.11	B	1	ICPMS	12/07/07	17:39
Chromium	52	0.0063	0.23	11.2		1	ICPMS	12/07/07	17:39
Cobalt	59	0.0015	0.12	10.8		1	ICPMS	12/07/07	17:39
Copper	65	0.0054	0.23	12.7	*	1	ICPMS	12/07/07	17:39
Iron	271.44	0.79	11.7	20400	*	1	ICPST	12/04/07	15:47
Lead	208	0.0017	0.12	10.9	*	1	ICPMS	12/07/07	17:39
Manganese	257.61	0.013	1.7	135		1	ICPST	12/04/07	15:47
Molybdenum	98	0.077	0.23	0.15	B	1	ICPMS	12/07/07	17:39
Nickel	60	0.0062	0.12	15.6		1	ICPMS	12/07/07	17:39
Selenium	82	0.19	0.58	0.32	B	1	ICPMS	12/07/07	17:39
Silver	107	0.0024	0.12	0.20		1	ICPMS	12/07/07	12:25
Thallium	205	0.0027	0.12	0.070	B	1	ICPMS	12/07/07	17:39
Vanadium	51	0.029	0.58	17.1		1	ICPMS	12/07/07	17:39
Zinc	68	0.014	1.2	78.2		1	ICPMS	12/07/07	17:39

Comments: Lot #: A7K290236 Sample #: 24

5.21.0

E Serial dilution percent difference not within limits

U Result is less than the IDL

B Result is between IDL and RL

Form 1 Equivalent

Test America North Canton

Metals Data Reporting Form

Sample Results

Lab Sample ID: KC4WC **Client ID:** SB-507-0001

Matrix: Soil **Units:** mg/kg **Prep Date:** 11/30/07 **Prep Batch:** 7334031Hg

Weight: 0.60 **Volume:** 100 **Percent Moisture:** 14.164

Element	WL/ Mass	IDL	Report Limit	Conc	Q	DF	Instr	Anal Date	Anal Time
Mercury	253.7	0.019	0.12	0.29		1	CVAA	11/30/07	15:52

Comments: Lot #: A7K290236 Sample #: 24

5.21.0

E Serial dilution percent difference not within limits
U Result is less than the IDL
B Result is between IDL and RL

Form 1 Equivalent

Tetra Tech NUS, Inc

Client Sample ID: SB-507-0001

General Chemistry

Lot-Sample #...: A7K290236-024 **Work Order #...:** KC4WC **Matrix.....:** SO
Date Sampled...: 11/28/07 11:10 **Date Received..:** 11/29/07
% Moisture.....: 14

PARAMETER	RESULT	RL	UNITS	METHOD	PREPARATION-ANALYSIS DATE	PREP BATCH #
Percent Solids	**85.8**	**10.0**	**%**	**MCAWW 160.3 MOD**	**12/04-12/05/07**	**7338084**

Dilution Factor: 1

Test America North Canton

Metals Data Reporting Form

Sample Results

Lab Sample ID: KC4WF **Client ID:** SB-507-0406

Matrix: Soil **Units:** mg/kg **Prep Date:** 11/30/07 **Prep Batch:** 7334031

Weight: 1.00 **Volume:** 100 **Percent Moisture:** 18.868

Element	WL/ Mass	IDL	Report Limit	Conc	Q	DF	Instr	Anal Date	Anal Time
Antimony	121	0.0059	0.25	0.067	BN	1	ICPMS	12/07/07	12:28
Arsenic	75	0.033	0.62	2.3		1	ICPMS	12/07/07	17:43
Barium	135	0.0026	0.12	20.6		1	ICPMS	12/07/07	17:43
Beryllium	9	0.0025	0.12	1.1		1	ICPMS	12/07/07	17:43
Cadmium	111	0.0017	0.12	0.038	B	1	ICPMS	12/07/07	17:43
Chromium	52	0.0067	0.25	11.1		1	ICPMS	12/07/07	17:43
Cobalt	59	0.0016	0.12	3.3		1	ICPMS	12/07/07	17:43
Copper	65	0.0057	0.25	6.8	*	1	ICPMS	12/07/07	17:43
Iron	271.44	0.84	12.3	13600	*	1	ICPST	12/04/07	15:52
Lead	208	0.0018	0.12	6.8	*	1	ICPMS	12/07/07	17:43
Manganese	257.61	0.014	1.8	44.7		1	ICPST	12/04/07	15:52
Molybdenum	98	0.081	0.25	0.33		1	ICPMS	12/07/07	17:43
Nickel	60	0.0065	0.12	7.1		1	ICPMS	12/07/07	17:43
Selenium	82	0.20	0.62	0.21	B	1	ICPMS	12/07/07	17:43
Silver	107	0.0026	0.12	0.077	B	1	ICPMS	12/07/07	12:28
Thallium	205	0.0028	0.12	0.13		1	ICPMS	12/07/07	17:43
Vanadium	51	0.031	0.62	17.5		1	ICPMS	12/07/07	17:43
Zinc	68	0.015	1.2	25.4		1	ICPMS	12/07/07	17:43

Comments: Lot #: A7K290236 Sample #: 25

5.21.0

E Serial dilution percent difference not within limits
U Result is less than the IDL
B Result is between IDL and RL

Form 1 Equivalent

Test America North Canton

Metals Data Reporting Form

Sample Results

Lab Sample ID: KC4WF **Client ID:** SB-507-0406

Matrix: Soil **Units:** mg/kg **Prep Date:** 11/30/07 **Prep Batch:** 7334031Hg

Weight: 0.60 **Volume:** 100 **Percent Moisture:** 18.868

Element	WL/ Mass	IDL	Report Limit	Conc	Q	DF	Instr	Anal Date	Anal Time
Mercury	253.7	0.021	0.12	0.021	U	1	CVAA	11/30/07	15:41

Comments: Lot #: A7K290236 Sample #: 25

5.21.0

E Serial dilution percent difference not within limits
U Result is less than the IDL
B Result is between IDL and RL

Form 1 Equivalent

Tetra Tech NUS, Inc

Client Sample ID: SB-507-0406

General Chemistry

Lot-Sample #...: A7K290236-025 **Work Order #...:** KC4WF **Matrix.....:** SO
Date Sampled...: 11/28/07 11:15 **Date Received..:** 11/29/07
% Moisture.....: 19

PARAMETER	RESULT	RL	UNITS	METHOD	PREPARATION-ANALYSIS DATE	PREP BATCH #
Percent Solids	**81.1**	**10.0**	**%**	**MCAWW 160.3 MOD**	**12/04-12/05/07**	**7338084**

Dilution Factor: 1

Test America North Canton

Metals Data Reporting Form

Sample Results

Lab Sample ID: KC4WH **Client ID:** SB-507-0810

Matrix: Soil **Units:** mg/kg **Prep Date:** 11/30/07 **Prep Batch:** 7334031

Weight: 1.00 **Volume:** 100 **Percent Moisture:** 13.701

Element	WL/ Mass	IDL	Report Limit	Conc	Q	DF	Instr	Anal Date	Anal Time
Antimony	121	0.0056	0.23	0.036	BN	1	ICPMS	12/07/07	12:32
Arsenic	75	0.031	0.58	1.1		1	ICPMS	12/07/07	17:46
Barium	135	0.0024	0.12	9.8		1	ICPMS	12/07/07	17:46
Beryllium	9	0.0023	0.12	1.6		1	ICPMS	12/07/07	17:46
Cadmium	111	0.0016	0.12	0.028	B	1	ICPMS	12/07/07	17:46
Chromium	52	0.0063	0.23	7.5		1	ICPMS	12/07/07	17:46
Cobalt	59	0.0015	0.12	1.2		1	ICPMS	12/07/07	17:46
Copper	65	0.0053	0.23	6.3	*	1	ICPMS	12/07/07	17:46
Iron	271.44	3.9	57.9	3760	*	5	ICPST	12/05/07	5:20
Lead	208	0.0035	0.23	3.3	*	2	ICPMS	12/07/07	22:11
Manganese	257.61	0.064	8.7	8.1	B	5	ICPST	12/05/07	5:20
Molybdenum	98	0.076	0.23	0.11	B	1	ICPMS	12/07/07	17:46
Nickel	60	0.0061	0.12	4.2		1	ICPMS	12/07/07	17:46
Selenium	82	0.19	0.58	0.56	B	1	ICPMS	12/07/07	17:46
Silver	107	0.0024	0.12	0.036	B	1	ICPMS	12/07/07	12:32
Thallium	205	0.0053	0.23	0.041	B	2	ICPMS	12/07/07	22:11
Vanadium	51	0.029	0.58	14.4		1	ICPMS	12/07/07	17:46
Zinc	68	0.014	1.2	8.5		1	ICPMS	12/07/07	17:46

Comments: Lot #: A7K290236 Sample #: 26

5.21.0

E Serial dilution percent difference not within limits

U Result is less than the IDL

B Result is between IDL and RL

Form 1 Equivalent

Test America North Canton

Metals Data Reporting Form

Sample Results

Lab Sample ID: KC4WH **Client ID:** SB-507-0810

Matrix: Soil **Units:** mg/kg **Prep Date:** 11/30/07 **Prep Batch:** 7334031Hg

Weight: 0.60 **Volume:** 100 **Percent Moisture:** 13.701

Element	WL/ Mass	IDL	Report Limit	Conc	Q	DF	Instr	Anal Date	Anal Time
Mercury	253.7	0.019	0.12	0.019	U	1	CVAA	11/30/07	15:40

Comments: Lot #: A7K290236 Sample #: 26

5.21.0

E Serial dilution percent difference not within limits
U Result is less than the IDL
B Result is between IDL and RL

Form 1 Equivalent

Tetra Tech NUS, Inc

Client Sample ID: SB-507-0810

General Chemistry

Lot-Sample #...: A7K290236-026 **Work Order #...:** KC4WH **Matrix.....:** SO
Date Sampled...: 11/28/07 11:20 **Date Received..:** 11/29/07
% Moisture.....: 14

PARAMETER	RESULT	RL	UNITS	METHOD	PREPARATION-ANALYSIS DATE	PREP BATCH #
Percent Solids	**86.3**	**10.0**	**%**	**MCAWW 160.3 MOD**	**12/04-12/05/07**	**7338084**

Dilution Factor: 1

Test America North Canton

Metals Data Reporting Form

Sample Results

Lab Sample ID: KC4WJ **Client ID:** SB-508-0001

Matrix: Soil **Units:** mg/kg **Prep Date:** 11/30/07 **Prep Batch:** 7334031

Weight: 1.00 **Volume:** 100 **Percent Moisture:** 14.134

Element	WL/ Mass	IDL	Report Limit	Conc	Q	DF	Instr	Anal Date	Anal Time
Antimony	**121**	**0.0056**	**0.23**	**0.14**	**BN**	**1**	**ICPMS**	**12/07/07**	**12:46**
Arsenic	**75**	**0.031**	**0.58**	**2.5**		**1**	**ICPMS**	**12/07/07**	**18:01**
Barium	**135**	**0.0024**	**0.12**	**19.3**		**1**	**ICPMS**	**12/07/07**	**18:01**
Beryllium	**9**	**0.0023**	**0.12**	**0.59**		**1**	**ICPMS**	**12/07/07**	**18:01**
Cadmium	**111**	**0.0016**	**0.12**	**0.044**	**B**	**1**	**ICPMS**	**12/07/07**	**18:01**
Chromium	**52**	**0.0063**	**0.23**	**11.1**		**1**	**ICPMS**	**12/07/07**	**18:01**
Cobalt	**59**	**0.0015**	**0.12**	**27.2**		**1**	**ICPMS**	**12/07/07**	**18:01**
Copper	**65**	**0.0054**	**0.23**	**10.8**	*	**1**	**ICPMS**	**12/07/07**	**18:01**
Iron	**271.44**	**0.79**	**11.6**	**13800**	*	**1**	**ICPST**	**12/04/07**	**16:03**
Lead	**208**	**0.0017**	**0.12**	**3.8**	*	**1**	**ICPMS**	**12/07/07**	**18:01**
Manganese	**257.61**	**0.013**	**1.7**	**42.1**		**1**	**ICPST**	**12/04/07**	**16:03**
Molybdenum	**98**	**0.077**	**0.23**	**0.58**		**1**	**ICPMS**	**12/07/07**	**18:01**
Nickel	**60**	**0.0062**	**0.12**	**9.1**		**1**	**ICPMS**	**12/07/07**	**18:01**
Selenium	82	0.19	0.58	0.19	U	1	ICPMS	12/07/07	18:01
Silver	**107**	**0.0024**	**0.12**	**0.14**		**1**	**ICPMS**	**12/07/07**	**12:46**
Thallium	**205**	**0.0027**	**0.12**	**0.038**	**B**	**1**	**ICPMS**	**12/07/07**	**18:01**
Vanadium	**51**	**0.029**	**0.58**	**15.9**		**1**	**ICPMS**	**12/07/07**	**18:01**
Zinc	**68**	**0.014**	**1.2**	**16.2**		**1**	**ICPMS**	**12/07/07**	**18:01**

Comments: Lot #: A7K290236 Sample #: 27

5.21.0

E Serial dilution percent difference not within limits
U Result is less than the IDL
B Result is between IDL and RL

Form 1 Equivalent

Test America North Canton

Metals Data Reporting Form

Sample Results

Lab Sample ID: KC4WJ **Client ID:** SB-508-0001

Matrix: Soil **Units:** mg/kg **Prep Date:** 11/30/07 **Prep Batch:** 7334031Hg

Weight: 0.60 **Volume:** 100 **Percent Moisture:** 14.134

Element	WL/ Mass	IDL	Report Limit	Conc	Q	DF	Instr	Anal Date	Anal Time
Mercury	253.7	0.019	0.12	0.019	U	1	CVAA	11/30/07	15:35

Comments: Lot #: A7K290236 Sample #: 27

5.21.0

E Serial dilution percent difference not within limits
U Result is less than the IDL
B Result is between IDL and RL

Form 1 Equivalent

Tetra Tech NUS, Inc

Client Sample ID: SB-508-0001

General Chemistry

Lot-Sample #...: A7K290236-027 **Work Order #...:** KC4WJ **Matrix.....:** SO
Date Sampled...: 11/28/07 13:40 **Date Received..:** 11/29/07
% Moisture.....: 14

PARAMETER	RESULT	RL	UNITS	METHOD	PREPARATION-ANALYSIS DATE	PREP BATCH #
Percent Solids	85.9	10.0	%	MCAWW 160.3 MOD	12/04-12/05/07	7338084

Dilution Factor: 1

Test America North Canton

Metals Data Reporting Form

Sample Results

Lab Sample ID: KC4WK **Client ID:** SB-508-0406

Matrix: Soil **Units:** mg/kg **Prep Date:** 11/30/07 **Prep Batch:** 7334031

Weight: 1.00 **Volume:** 100 **Percent Moisture:** 14.421

Element	WL/ Mass	IDL	Report Limit	Conc	Q	DF	Instr	Anal Date	Anal Time
Antimony	121	0.0056	0.23	0.11	BN	1	ICPMS	12/07/07	12:50
Arsenic	75	0.032	0.58	1.4		1	ICPMS	12/07/07	18:04
Barium	135	0.0025	0.12	11.4		1	ICPMS	12/07/07	18:04
Beryllium	9	0.0023	0.12	0.85		1	ICPMS	12/07/07	18:04
Cadmium	111	0.0016	0.12	0.014	B	1	ICPMS	12/07/07	18:04
Chromium	52	0.0063	0.23	9.1		1	ICPMS	12/07/07	18:04
Cobalt	59	0.0015	0.12	2.3		1	ICPMS	12/07/07	18:04
Copper	65	0.0054	0.23	10.6	*	1	ICPMS	12/07/07	18:04
Iron	271.44	0.79	11.7	17700	*	1	ICPST	12/04/07	16:22
Lead	208	0.0018	0.12	3.4	*	1	ICPMS	12/07/07	18:04
Manganese	257.61	0.013	1.8	14.3		1	ICPST	12/04/07	16:22
Molybdenum	98	0.077	0.23	0.13	B	1	ICPMS	12/07/07	18:04
Nickel	60	0.0062	0.12	6.6		1	ICPMS	12/07/07	18:04
Selenium	82	0.19	0.58	0.32	B	1	ICPMS	12/07/07	18:04
Silver	107	0.0025	0.12	0.078	B	1	ICPMS	12/07/07	12:50
Thallium	205	0.0027	0.12	0.046	B	1	ICPMS	12/07/07	18:04
Vanadium	51	0.029	0.58	19.8		1	ICPMS	12/07/07	18:04
Zinc	68	0.014	1.2	16.8		1	ICPMS	12/07/07	18:04

Comments: Lot #: A7K290236 Sample #: 28

5.21.0

E Serial dilution percent difference not within limits

U Result is less than the IDL

B Result is between IDL and RL

Form 1 Equivalent

Test America North Canton

Metals Data Reporting Form

Sample Results

Lab Sample ID: KC4WK **Client ID:** SB-508-0406

Matrix: Soil **Units:** mg/kg **Prep Date:** 11/30/07 **Prep Batch:** 7334031Hg

Weight: 0.60 **Volume:** 100 **Percent Moisture:** 14.421

Element	WL/ Mass	IDL	Report Limit	Conc	Q	DF	Instr	Anal Date	Anal Time
Mercury	253.7	0.019	0.12	0.019	U	1	CVAA	11/30/07	15:43

Comments: Lot #: A7K290236 Sample #: 28

5.21.0

E Serial dilution percent difference not within limits
U Result is less than the IDL
B Result is between IDL and RL

Form 1 Equivalent

Tetra Tech NUS, Inc

Client Sample ID: SB-508-0406

General Chemistry

Lot-Sample #...: A7K290236-028 **Work Order #...:** KC4WK **Matrix.....:** SO
Date Sampled...: 11/28/07 13:45 **Date Received..:** 11/29/07
% Moisture.....: 14

PARAMETER	RESULT	RL	UNITS	METHOD	PREPARATION-ANALYSIS DATE	PREP BATCH #
Percent Solids	85.6	10.0	%	MCAWW 160.3 MOD	12/04-12/05/07	7338084

Dilution Factor: 1

Test America North Canton

Metals Data Reporting Form

Sample Results

Lab Sample ID: KC4WL **Client ID:** SB-508-0810

Matrix: Soil **Units:** mg/kg **Prep Date:** 11/30/07 **Prep Batch:** 7334031

Weight: 1.00 **Volume:** 100 **Percent Moisture:** 16.939

Element	WL/ Mass	IDL	Report Limit	Conc	Q	DF	Instr	Anal Date	Anal Time
Antimony	**121**	**0.0058**	**0.24**	**0.084**	**BN**	**1**	**ICPMS**	**12/07/07**	**12:53**
Arsenic	**75**	**0.033**	**0.60**	**0.42**	**B**	**1**	**ICPMS**	**12/07/07**	**18:08**
Barium	**135**	**0.0025**	**0.12**	**8.5**		**1**	**ICPMS**	**12/07/07**	**18:08**
Beryllium	**9**	**0.0024**	**0.12**	**1.5**		**1**	**ICPMS**	**12/07/07**	**18:08**
Cadmium	**111**	**0.0017**	**0.12**	**0.016**	**B**	**1**	**ICPMS**	**12/07/07**	**18:08**
Chromium	**52**	**0.0065**	**0.24**	**13.2**		**1**	**ICPMS**	**12/07/07**	**18:08**
Cobalt	**59**	**0.0016**	**0.12**	**3.5**		**1**	**ICPMS**	**12/07/07**	**18:08**
Copper	**65**	**0.0055**	**0.24**	**11.4**	*	**1**	**ICPMS**	**12/07/07**	**18:08**
Iron	**271.44**	**0.82**	**12.0**	**8540**	*	**1**	**ICPST**	**12/04/07**	**16:27**
Lead	**208**	**0.0018**	**0.12**	**3.3**	*	**1**	**ICPMS**	**12/07/07**	**18:08**
Manganese	**257.61**	**0.013**	**1.8**	**18.8**		**1**	**ICPST**	**12/04/07**	**16:27**
Molybdenum	98	0.079	0.24	0.079	U	1	ICPMS	12/07/07	18:08
Nickel	**60**	**0.0064**	**0.12**	**10.3**		**1**	**ICPMS**	**12/07/07**	**18:08**
Selenium	**82**	**0.19**	**0.60**	**0.21**	**B**	**1**	**ICPMS**	**12/07/07**	**18:08**
Silver	**107**	**0.0025**	**0.12**	**0.050**	**B**	**1**	**ICPMS**	**12/07/07**	**12:53**
Thallium	**205**	**0.0028**	**0.12**	**0.035**	**B**	**1**	**ICPMS**	**12/07/07**	**18:08**
Vanadium	**51**	**0.030**	**0.60**	**13.4**		**1**	**ICPMS**	**12/07/07**	**18:08**
Zinc	**68**	**0.014**	**1.2**	**14.8**		**1**	**ICPMS**	**12/07/07**	**18:08**

Comments: Lot #: A7K290236 Sample #: 29

5.21.0

E Serial dilution percent difference not within limits

U Result is less than the IDL

B Result is between IDL and RL

Form 1 Equivalent

Test America North Canton

Metals Data Reporting Form

Sample Results

Lab Sample ID: KC4WL **Client ID:** SB-508-0810

Matrix: Soil **Units:** mg/kg **Prep Date:** 11/30/07 **Prep Batch:** 7334031Hg

Weight: 0.60 **Volume:** 100 **Percent Moisture:** 16.939

Element	WL/ Mass	IDL	Report Limit	Conc	Q	DF	Instr	Anal Date	Anal Time
Mercury	253.7	0.020	0.12	0.020	U	1	CVAA	11/30/07	15:39

Comments: Lot #: A7K290236 Sample #: 29

5.21.0

E Serial dilution percent difference not within limits
U Result is less than the IDL
B Result is between IDL and RL

Form 1 Equivalent

Tetra Tech NUS, Inc

Client Sample ID: SB-508-0810

General Chemistry

Lot-Sample #...: A7K290236-029 **Work Order #...:** KC4WL **Matrix.....:** SO
Date Sampled...: 11/28/07 13:50 **Date Received..:** 11/29/07
% Moisture.....: 17

PARAMETER	RESULT	RL	UNITS	METHOD	PREPARATION-ANALYSIS DATE	PREP BATCH #
Percent Solids	83.1	10.0	%	**MCAWW 160.3 MOD**	12/04-12/05/07	7338084

Dilution Factor: 1

APPENDIX C
SUPPORT DOCUMENTATION

TestAmerica

THE LEADER IN ENVIRONMENTAL TESTING

ANALYTICAL REPORT

LOCKHEED MARTIN:TAX BLOCK E
SDG #: 7K29236

Michael Martin

Tetra Tech NUS Inc
20251 Century Blvd
Suite 200
Germantown, MD 20874

TESTAMERICA LABORATORIES, INC.

Patrick J. O'Meara
Project Manager

December 20, 2007

CASE NARRATIVE

7K29236

The following report contains the analytical results for thirty solid samples submitted to TestAmerica North Canton by Tetra Tech NUS Inc from the Lockheed Martin:Tax Block E Site. The samples were received November 29, 2007, according to documented sample acceptance procedures.

This SDG consists of (1) laboratory ID: A7K290236.

TestAmerica utilizes USEPA approved methods in all analytical work. The samples presented in this report were analyzed for the parameter(s) listed on the analytical methods summary page in accordance with the method(s) indicated. Preliminary results were provided to Dev Murali, John Poremba and Michael Martin on December 19, 2007. A summary of QC data for these analyses is included at the back of the report.

TestAmerica North Canton attests to the validity of the laboratory data generated by TestAmerica facilities reported herein. All analyses performed by TestAmerica facilities were done using established laboratory SOPs that incorporate QA/QC procedures described in the applicable methods. TestAmerica's operations groups have reviewed the data for compliance with the laboratory QA/QC plan, and data have been found to be compliant with laboratory protocols unless otherwise noted below.

All solid sample results are reported on an "as received" basis unless otherwise indicated by a dry weight adjustment footnote at the bottom of the analytical report page. The list of parameters, which are never reported on a dry weight basis, is included on the Sample Summary.

The test results in this report meet all NELAP requirements for parameters for which accreditation is required or available. Any exceptions to NELAP requirements are noted in this report. Pursuant to NELAP, this report may not be reproduced, except in full, without the written approval of the laboratory.

Please refer to the Quality Control Elements Narrative following this case narrative for additional quality control information.

If you have any questions, please call the Project Manager, Patrick J. O'Meara, at 330-497-9396.

This report is sequentially paginated. The final page of the report is labeled as "END OF REPORT."

CASE NARRATIVE (continued)

SUPPLEMENTAL QC INFORMATION

SAMPLE RECEIVING

The temperatures of the coolers upon sample receipt were 2.6 and 3.2°C.

GC/MS VOLATILES

The sample(s) that contained concentrations of target analyte(s) at a reportable level in the associated Method Blank(s) were flagged with "B". All target analytes in the Method Blank must be below the reporting limit (RL) or the associated sample(s) must be ND with the exception of common laboratory contaminants.

The sample(s) that contain results between the MDL and the RL were flagged with "J". There is a possibility of false positive or mis-identification at these quantitation levels. In analytical methods requiring confirmation of the analyte reported, confirmation was performed only down to the standard reporting limit (SRL). The acceptance criteria for QC samples may not be met at these quantitation levels.

The internal standard areas were outside acceptance limits for sample(s) SB-503-0001 due to matrix effects. "(Refer to IS report following this Case Narrative for additional detail.)"

GC/MS SEMIVOLATILES

The sample(s) that contain results between the MDL and the RL were flagged with "J". There is a possibility of false positive or mis-identification at these quantitation levels. In analytical methods requiring confirmation of the analyte reported, confirmation was performed only down to the standard reporting limit (SRL). The acceptance criteria for QC samples may not be met at these quantitation levels.

The matrix spike/matrix spike duplicate(s) for sample(s) SB-503-1012 had recoveries outside acceptance limits. However, since the associated method blank(s) and laboratory control sample(s) were in control, no corrective action was necessary.

The matrix spike/matrix spike duplicate(s) for batch(es) 7338056 and 7334045 had RPD's and recoveries outside acceptance limits. However, since the associated method blank(s) and laboratory control sample(s) were in control, no corrective action was necessary.

Batch(es) 7335036 had recoveries and/or RPD's out high in the LCS. Since there were no hits detected in any of the associated samples, no corrective action was necessary.

CASE NARRATIVE (continued)

GC/MS SEMIVOLATILES (continued)

Sample(s) SB-501-0001 and SB-502-0810 had elevated reporting limits due to matrix interferences.

EXTRACTABLE PETROLEUM HYDROCARBONS-8015

The sample(s) that contained concentrations of target analyte(s) at a reportable level in the associated Method Blank(s) were flagged with "B". All target analytes in the Method Blank must be below the reporting limit (RL) or the associated sample(s) must be ND with the exception of common laboratory contaminants.

The sample(s) that contain results between the MDL and the RL were flagged with "J". There is a possibility of false positive or mis-identification at these quantitation levels. In analytical methods requiring confirmation of the analyte reported, confirmation was performed only down to the standard reporting limit (SRL). The acceptance criteria for QC samples may not be met at these quantitation levels.

The matrix spike/matrix spike duplicate(s) for sample(s) SB-500-0001 had RPD's and recoveries outside acceptance limits. However, since the associated method blank(s) and laboratory control sample(s) were in control, no corrective action was necessary.

The matrix spike/matrix spike duplicate(s) for batch(es) 7337051 had recoveries outside acceptance limits. However, since the associated method blank(s) and laboratory control sample(s) were in control, no corrective action was necessary.

Sample(s) SB-506-0406 had elevated reporting limits due to matrix interference.

Batch(es) 7341042 had recoveries and/or RPD's out high in the LCS. The samples with TPH concentrations below the reporting limit were reported with the LCS failing high and were not re-extracted. The samples in the batch with TPH concentrations above the reporting limit were re-extracted outside of the recommended holding time, and both sets of data are reported.

POLYCHLORINATED BIPHENYLS-8082

The sample(s) that contain results between the MDL and the RL were flagged with "J". There is a possibility of false positive or mis-identification at these quantitation levels. In analytical methods requiring confirmation of the analyte reported, confirmation was performed only down to the standard reporting limit (SRL). The acceptance criteria for QC samples may not be met at these quantitation levels.

CASE NARRATIVE (continued)

POLYCHLORINATED BIPHENYLS-8082

The matrix spike/matrix spike duplicate(s) for sample(s) B-500-0406 had RPD's outside acceptance limits. However, since the associated method blank(s) and laboratory control sample(s) were in control, no corrective action was necessary.

METALS

The sample(s) that contain results between the MDL and the RL were flagged with "B". There is the possibility of false positive or mis-identification at these quantitation levels. The acceptance criteria for the ICB, CCB, and Method Blank are +/- the standard reporting limit (SRL).

The matrix spike/sample duplicate(s) for sample(s) SB-500-0001 and SB-503-0406 had RPD's and recoveries outside acceptance limits. However, since the associated method blank(s) and laboratory control sample(s) were in control, no corrective action was necessary.

GENERAL CHEMISTRY

The analytical results met the requirements of the laboratory's QA/QC program.

ANALYTICAL METHODS SUMMARY

7K29236

PARAMETER	ANALYTICAL METHOD
Extractable Petroleum Hydrocarbons	SW846 8015B
Inductively Coupled Plasma (ICP) Metals	SW846 6010B
ICP-MS (6020)	SW846 6020
Mercury in Solid Waste (Manual Cold-Vapor)	SW846 7471A
PCBs by SW-846 8082	SW846 8082
Semivolatile Organic Compounds by GC/MS	SW846 8270C
Total Residue as Percent Solids	MCAWW 160.3 MOD
Volatile Organics by GC/MS	SW846 8260B

References:

MCAWW "Methods for Chemical Analysis of Water and Wastes", EPA-600/4-79-020, March 1983 and subsequent revisions.

SW846 "Test Methods for Evaluating Solid Waste, Physical/Chemical Methods", Third Edition, November 1986 and its updates.

Chain of Custody Record

SEVERN TRENT **STL**

Severn Trent Laboratories, Inc.

STL-4124 (0901)

Client: Tetra Tech NUS, Inc.	Project Manager: Tony Apanavage	Date: 11-28-07	Chain of Custody Number: 322417
Address	Telephone Number (Area Code)/Fax Number: (301) 233-8230	Lab Number: (410) 869-0085	Page 1 of 3
City / State / Zip Code	Site Contact (904): Jon Foster 545-7048	Lab Contact: Ken Ives	
Project Name and Location (State): Lockheed Martin: Tax Block E (MD)	Carrier/Waybill Number: Courier Pickup		
Contract/Purchase Order/Quote No.			

Sample I.D. No. and Description (Containers for each sample may be combined on one line)	Date	Time	Matrix: Air	Aqueous	Sed.	Soil	Containers & Preservatives: Unpres.	H_2SO_4	HNO_3	HCl	NaOH	ZnAc/NaOH	Analysis: 8260 VOCs	8015 TPH	8270 SVOCs	8082 PCBs	ICP/MS (metals)	Be, Ni, Co, Fe, Mn	Special Instructions/ Conditions of Receipt
SB-500-0001	11-27-07	~~0940~~ 1027				X	2						X	X	X	X	X	X	Cool to 4° C
SB-500-0406		0950																	
SB-500-0810		0955																	
SB-501-0001		1027																	
SB-501-0406		1035																	
SB-501-0810		1035																	
SB-502-0001		1109																	
SB-502-0406		1115																	
SB-502-0810		1140																	
SB-503-0001		1245																	
SB-503-0406		1255																	
SB-503-1012	11-27-07	1313				X	2						X	X	X	X	X	X	

Possible Hazard Identification

☐ Non-Hazard ☐ Flammable ☐ Skin Irritant ☐ Poison B ☒ Unknown

Sample Disposal

☐ Return To Client ☒ Disposal By Lab ☐ Archive For _____ Months (A fee may be assessed if samples are retained longer than 1 month)

Turn Around Time Required

☐ 24 Hours ☐ 48 Hours ☐ 7 Days ☐ 14 Days ☐ 21 Days ☒ Other Standard

QC Requirements (Specify)

	Date	Time
1. Relinquished By: Jonathan Foster	11-28-07	1415
2. Relinquished By		
3. Relinquished By		

	Date	Time
1. Received By	11-28-07	1415
2. Received By	11/29/07	0940
3. Received By		

Comments

DISTRIBUTION: WHITE - Returned to Client with Report; CANARY - Stays with the Sample; PINK - Field Copy

TestAmerica North Canton

40

Chain of Custody Record

SEVERN TRENT STL

Severn Trent Laboratories, Inc.

STL-4124 (0901)

Client: Tetra Tech NUS, Inc.	Project Manager: Tony Apanavage	Date: 11-28-07	Chain of Custody Number: 322418
Address	Telephone Number (Area Code)/Fax Number: (301) 233-8230	Lab Number: (410) 869-0085	Page 2 of 3
City / State / Zip Code	Site Contact: Jon Foster	Lab Contact: Ken Ives	
Project Name and Location (State): Lockheed Martin: Tax Block E (MD)	Carrier/Waybill Number: Courier Pickup		
Contract/Purchase Order/Quote No.			

Sample I.D. No. and Description (Containers for each sample may be combined on one line)	Date	Time	Matrix: Air	Aqueous	Sed.	Soil	Containers & Preservatives: Unpres.	H2SO4	HNO3	HCl	NaOH	ZnAc/NaOH	Analysis: 8260 VOCs	8015 TPH	8270 SVOCs	8082 PCBs	ICP/MS (metals)	Be, Ni, Co, Fe, Mn	Special Instructions/ Conditions of Receipt
SB-504-0001	11-27-07	1340				X	2						X	X	X	X	X	X	Cool to 4° C
SB-504-0406		1350																	
SB-504-0810		1355																	
SB-505-0001		1425																	
SB-505-0406		1430																	
SB-505-0810		1435																	
DUP-01	11-27-07	0000																	
SB-506-0001	11-28-07	0934																	
SB-506-0406		0952																	
SB-506-0810		0954																	
DUP-02		0000																	
SB-507-0001	11-28-07	1110				X	2						X	X	X	X	X	X	

Possible Hazard Identification

☐ Non-Hazard ☐ Flammable ☐ Skin Irritant ☐ Poison B ☒ Unknown

Sample Disposal

☐ Return To Client ☒ Disposal By Lab ☐ Archive For _____ Months (A fee may be assessed if samples are retained longer than 1 month)

Turn Around Time Required

☐ 24 Hours ☐ 48 Hours ☐ 7 Days ☐ 14 Days ☐ 21 Days ☒ Other Standard

QC Requirements (Specify)

	Date	Time		Date	Time
1. Relinquished By: Jonathan Foster	11-28-07	1415	1. Received By: [signature]	11-28-07	1415
2. Relinquished By			2. Received By: [signature]	11/29/07	0940
3. Relinquished By			3. Received By		

Comments

DISTRIBUTION: WHITE - Returned to Client with Report; CANARY - Stays with the Sample; PINK - Field Copy

TestAmerica North Canton

41

Chain of Custody Record

SEVERN TRENT **STL**

Severn Trent Laboratories, Inc.

42

STL-4124 (0901)

Client: Tetra Tech NUS, Inc.	Project Manager: Tony Apanavage	Date: 11-28-07	Chain of Custody Number: 322419
Address:	Telephone Number (Area Code)/Fax Number: (301) 233-8230	Lab Number: (410) 869-0085	Page 3 of 3
City / State / Zip Code:	Site Contact (904): Jon Foster 545-7048	Lab Contact: Ken Ives	
Project Name and Location (State): Lockheed Martin; Tax Block E (MD)	Carrier/Waybill Number: Courier Pickup		
Contract/Purchase Order/Quote No.:			

Sample I.D. No. and Description (Containers for each sample may be combined on one line)	Date	Time	Matrix: Air	Aqueous	Sed.	Soil	Containers & Preservatives: Unpres.	H2SO4	HNO3	HCl	NaOH	ZnAc/NaOH	Analysis: 8260 VOCs	8015 TPH	8270 SVOCs	8082 PCBs	TCLP/MS (metals)	Be, Ni, Co, Fe, Mn	Special Instructions/ Conditions of Receipt
SB-507-0406	11-28-07	1115				X	2						X	X	X	X	X	X	Cool to 4° C
SB-507-0810		1120																	
SB-508-0001		1340																	
SB-508-0406		1345																	
SB-508-0810		1350																	
DUP-03	11-28-07	0000				X	2						X	X	X	X	X	X	

Possible Hazard Identification

☐ Non-Hazard ☐ Flammable ☐ Skin Irritant ☐ Poison B ☒ Unknown

Sample Disposal

☐ Return To Client ☒ Disposal By Lab ☐ Archive For _____ Months (A fee may be assessed if samples are retained longer than 1 month)

Turn Around Time Required

☐ 24 Hours ☐ 48 Hours ☐ 7 Days ☐ 14 Days ☐ 21 Days ☒ Other Standard

QC Requirements (Specify):

	Date	Time
1. Relinquished By: Jonathan Foster	11-28-07	1415
2. Relinquished By:		
3. Relinquished By:		

	Date	Time
1. Received By:	11-28-07	1415
2. Received By:	11/29/07	0940
3. Received By:		

Comments:

DISTRIBUTION: WHITE - Returned to Client with Report; CANARY - Stays with the Sample; PINK - Field Copy

TestAmerica North Canton

HOLDTIME

SDG 7K29236

SORT	UNITS	NSAMPLE	LAB_ID	QC_TYPE	SAMP_DATE	EXTR_DATE	ANAL_DATE	SMP_EXTR	EXTR_ANL	SMP_ANL
HG	MG/KG	SB-507-0406	A7K290236025	NM	11/28/2007	11/30/2007	11/30/2007	2	0	2
HG	MG/KG	SB-508-0406	A7K290236028	NM	11/28/2007	11/30/2007	11/30/2007	2	0	2
HG	MG/KG	SB-507-0810	A7K290236026	NM	11/28/2007	11/30/2007	11/30/2007	2	0	2
HG	MG/KG	SB-507-0001	A7K290236024	NM	11/28/2007	11/30/2007	11/30/2007	2	0	2
HG	MG/KG	SB-506-0810	A7K290236022	NM	11/28/2007	11/30/2007	11/30/2007	2	0	2
HG	MG/KG	SB-506-0406	A7K290236021	NM	11/28/2007	11/30/2007	11/30/2007	2	0	2
HG	MG/KG	SB-506-0001	A7K290236020	NM	11/28/2007	11/30/2007	11/30/2007	2	0	2
HG	MG/KG	SB-505-0810	A7K290236018	NM	11/27/2007	11/30/2007	11/30/2007	3	0	3
HG	MG/KG	SB-505-0406	A7K290236017	NM	11/27/2007	11/30/2007	11/30/2007	3	0	3
HG	MG/KG	SB-505-0001	A7K290236016	NM	11/27/2007	11/30/2007	11/30/2007	3	0	3
HG	MG/KG	SB-504-0810	A7K290236015	NM	11/27/2007	11/30/2007	11/30/2007	3	0	3
HG	MG/KG	SB-504-0406	A7K290236014	NM	11/27/2007	11/30/2007	11/30/2007	3	0	3
HG	MG/KG	SB-504-0001	A7K290236013	NM	11/27/2007	11/30/2007	11/30/2007	3	0	3
HG	MG/KG	SB-500-0001	A7K290236001	NM	11/27/2007	11/30/2007	11/30/2007	3	0	3
HG	MG/KG	SB-508-0001	A7K290236027	NM	11/28/2007	11/30/2007	11/30/2007	2	0	2

SORT	UNITS	NSAMPLE	LAB_ID	QC_TYPE	SAMP_DATE	EXTR_DATE	ANAL_DATE	SMP_EXTR	EXTR_ANL	SMP_ANL
HG	MG/KG	SB-503-1012	A7K290236012	NM	11/27/2007	11/30/2007	11/30/2007	3	0	3
HG	MG/KG	SB-508-0810	A7K290236029	NM	11/28/2007	11/30/2007	11/30/2007	2	0	2
HG	MG/KG	SB-500-0406	A7K290236002	NM	11/27/2007	11/30/2007	11/30/2007	3	0	3
HG	MG/KG	SB-500-0810	A7K290236003	NM	11/27/2007	11/30/2007	11/30/2007	3	0	3
HG	MG/KG	SB-501-0001	A7K290236004	NM	11/27/2007	11/30/2007	11/30/2007	3	0	3
HG	MG/KG	SB-501-0810	A7K290236006	NM	11/27/2007	11/30/2007	11/30/2007	3	0	3
HG	MG/KG	SB-502-0001	A7K290236007	NM	11/27/2007	11/30/2007	11/30/2007	3	0	3
HG	MG/KG	SB-502-0406	A7K290236008	NM	11/27/2007	11/30/2007	11/30/2007	3	0	3
HG	MG/KG	SB-502-0810	A7K290236009	NM	11/27/2007	11/30/2007	11/30/2007	3	0	3
HG	MG/KG	SB-501-0406	A7K290236005	NM	11/27/2007	11/30/2007	11/30/2007	3	0	3
HG	MG/KG	SB-503-0406	A7K290236011	NM	11/27/2007	11/30/2007	11/30/2007	3	0	3
HG	MG/KG	SB-503-0001	A7K290236010	NM	11/27/2007	11/30/2007	11/30/2007	3	0	3
M	MG/KG	SB-505-0810	A7K290236018	NM	11/27/2007	11/30/2007	12/4/2007	3	4	7
M	MG/KG	SB-507-0001	A7K290236024	NM	11/28/2007	11/30/2007	12/4/2007	2	4	6
M	MG/KG	SB-506-0810	A7K290236022	NM	11/28/2007	11/30/2007	12/7/2007	2	7	9
M	MG/KG	SB-506-0810	A7K290236022	NM	11/28/2007	11/30/2007	12/4/2007	2	4	6
M	MG/KG	SB-506-0406	A7K290236021	NM	11/28/2007	11/30/2007	12/7/2007	2	7	9
M	MG/KG	SB-506-0406	A7K290236021	NM	11/28/2007	11/30/2007	12/4/2007	2	4	6

SORT	UNITS	NSAMPLE	LAB_ID	QC_TYPE	SAMP_DATE	EXTR_DATE	ANAL_DATE	SMP_EXTR	EXTR_ANL	SMP_ANL
M	MG/KG	SB-505-0406	A7K290236017	NM	11/27/2007	11/30/2007	12/4/2007	3	4	7
M	MG/KG	SB-506-0001	A7K290236020	NM	11/28/2007	11/30/2007	12/4/2007	2	4	6
M	MG/KG	SB-507-0001	A7K290236024	NM	11/28/2007	11/30/2007	12/7/2007	2	7	9
M	MG/KG	SB-508-0406	A7K290236028	NM	11/28/2007	11/30/2007	12/4/2007	2	4	6
M	MG/KG	SB-505-0001	A7K290236016	NM	11/27/2007	11/30/2007	12/7/2007	3	7	10
M	MG/KG	SB-506-0001	A7K290236020	NM	11/28/2007	11/30/2007	12/7/2007	2	7	9
M	MG/KG	SB-507-0406	A7K290236025	NM	11/28/2007	11/30/2007	12/4/2007	2	4	6
M	MG/KG	SB-507-0406	A7K290236025	NM	11/28/2007	11/30/2007	12/7/2007	2	7	9
M	MG/KG	SB-507-0810	A7K290236026	NM	11/28/2007	11/30/2007	12/7/2007	2	7	9
M	MG/KG	SB-507-0810DL	A7K290236026	NM	11/28/2007	11/30/2007	12/5/2007	2	5	7
M	MG/KG	SB-507-0810DL	A7K290236026	NM	11/28/2007	11/30/2007	12/7/2007	2	7	9
M	MG/KG	SB-508-0001	A7K290236027	NM	11/28/2007	11/30/2007	12/7/2007	2	7	9
M	MG/KG	SB-508-0406	A7K290236028	NM	11/28/2007	11/30/2007	12/7/2007	2	7	9
M	MG/KG	SB-508-0810	A7K290236029	NM	11/28/2007	11/30/2007	12/4/2007	2	4	6
M	MG/KG	SB-508-0810	A7K290236029	NM	11/28/2007	11/30/2007	12/7/2007	2	7	9
M	MG/KG	SB-505-0001	A7K290236016	NM	11/27/2007	11/30/2007	12/4/2007	3	4	7
M	MG/KG	SB-505-0406	A7K290236017	NM	11/27/2007	11/30/2007	12/7/2007	3	7	10
M	MG/KG	SB-508-0001	A7K290236027	NM	11/28/2007	11/30/2007	12/4/2007	2	4	6

SORT	UNITS	NSAMPLE	LAB_ID	QC_TYPE	SAMP_DATE	EXTR_DATE	ANAL_DATE	SMP_EXTR	EXTR_ANL	SMP_ANL
M	MG/KG	SB-501-0810	A7K290236006	NM	11/27/2007	11/30/2007	12/6/2007	3	6	9
M	MG/KG	SB-502-0001	A7K290236007	NM	11/27/2007	11/30/2007	12/4/2007	3	4	7
M	MG/KG	SB-504-0001	A7K290236013	NM	11/27/2007	11/30/2007	12/7/2007	3	7	10
M	MG/KG	SB-504-0001	A7K290236013	NM	11/27/2007	11/30/2007	12/4/2007	3	4	7
M	MG/KG	SB-500-0001	A7K290236001	NM	11/27/2007	11/30/2007	12/4/2007	3	4	7
M	MG/KG	SB-500-0001	A7K290236001	NM	11/27/2007	11/30/2007	12/6/2007	3	6	9
M	MG/KG	SB-500-0406	A7K290236002	NM	11/27/2007	11/30/2007	12/4/2007	3	4	7
M	MG/KG	SB-505-0810	A7K290236018	NM	11/27/2007	11/30/2007	12/7/2007	3	7	10
M	MG/KG	SB-500-0406	A7K290236002	NM	11/27/2007	11/30/2007	12/6/2007	3	6	9
M	MG/KG	SB-500-0810	A7K290236003	NM	11/27/2007	11/30/2007	12/4/2007	3	4	7
M	MG/KG	SB-500-0810	A7K290236003	NM	11/27/2007	11/30/2007	12/6/2007	3	6	9
M	MG/KG	SB-501-0001	A7K290236004	NM	11/27/2007	11/30/2007	12/4/2007	3	4	7
M	MG/KG	SB-501-0001	A7K290236004	NM	11/27/2007	11/30/2007	12/6/2007	3	6	9
M	MG/KG	SB-504-0406	A7K290236014	NM	11/27/2007	11/30/2007	12/7/2007	3	7	10
M	MG/KG	SB-501-0406	A7K290236005	NM	11/27/2007	11/30/2007	12/6/2007	3	6	9
M	MG/KG	SB-504-0810	A7K290236015	NM	11/27/2007	11/30/2007	12/4/2007	3	4	7
M	MG/KG	SB-501-0810DL	A7K290236006	NM	11/27/2007	11/30/2007	12/4/2007	3	4	7
M	MG/KG	SB-503-1012DL	A7K290236012	NM	11/27/2007	11/30/2007	12/4/2007	3	4	7

SORT	UNITS	NSAMPLE	LAB_ID	QC_TYPE	SAMP_DATE	EXTR_DATE	ANAL_DATE	SMP_EXTR	EXTR_ANL	SMP_ANL
M	MG/KG	SB-503-1012	A7K290236012	NM	11/27/2007	11/30/2007	12/7/2007	3	7	10
M	MG/KG	SB-503-0406	A7K290236011	NM	11/27/2007	11/30/2007	12/7/2007	3	7	10
M	MG/KG	SB-503-0406	A7K290236011	NM	11/27/2007	11/30/2007	12/4/2007	3	4	7
M	MG/KG	SB-503-0001DL	A7K290236010	NM	11/27/2007	11/30/2007	12/7/2007	3	7	10
M	MG/KG	SB-503-0001	A7K290236010	NM	11/27/2007	11/30/2007	12/6/2007	3	6	9
M	MG/KG	SB-503-0001	A7K290236010	NM	11/27/2007	11/30/2007	12/4/2007	3	4	7
M	MG/KG	SB-502-0810	A7K290236009	NM	11/27/2007	11/30/2007	12/6/2007	3	6	9
M	MG/KG	SB-502-0810	A7K290236009	NM	11/27/2007	11/30/2007	12/4/2007	3	4	7
M	MG/KG	SB-502-0406	A7K290236008	NM	11/27/2007	11/30/2007	12/6/2007	3	6	9
M	MG/KG	SB-502-0406	A7K290236008	NM	11/27/2007	11/30/2007	12/4/2007	3	4	7
M	MG/KG	SB-502-0001	A7K290236007	NM	11/27/2007	11/30/2007	12/6/2007	3	6	9
M	MG/KG	SB-501-0406	A7K290236005	NM	11/27/2007	11/30/2007	12/4/2007	3	4	7
M	MG/KG	SB-504-0810	A7K290236015	NM	11/27/2007	11/30/2007	12/7/2007	3	7	10
M	MG/KG	SB-504-0406	A7K290236014	NM	11/27/2007	11/30/2007	12/4/2007	3	4	7
PCS	%	SB-500-0810	A7K290236003	NM	11/27/2007	12/4/2007	12/5/2007	7	1	8
PCS	%	SB-504-0001	A7K290236013	NM	11/27/2007	12/4/2007	12/5/2007	7	1	8
PCS	%	SB-503-1012	A7K290236012	NM	11/27/2007	12/4/2007	12/5/2007	7	1	8
PCS	%	SB-503-0406	A7K290236011	NM	11/27/2007	12/4/2007	12/5/2007	7	1	8

SORT	UNITS	NSAMPLE	LAB_ID	QC_TYPE	SAMP_DATE	EXTR_DATE	ANAL_DATE	SMP_EXTR	EXTR_ANL	SMP_ANL
PCS	%	SB-503-0001	A7K290236010	NM	11/27/2007	12/4/2007	12/5/2007	7	1	8
PCS	%	SB-504-0406	A7K290236014	NM	11/27/2007	12/4/2007	12/5/2007	7	1	8
PCS	%	SB-500-0406	A7K290236002	NM	11/27/2007	12/4/2007	12/5/2007	7	1	8
PCS	%	SB-504-0810	A7K290236015	NM	11/27/2007	12/4/2007	12/5/2007	7	1	8
PCS	%	SB-501-0001	A7K290236004	NM	11/27/2007	12/4/2007	12/5/2007	7	1	8
PCS	%	SB-501-0406	A7K290236005	NM	11/27/2007	12/4/2007	12/5/2007	7	1	8
PCS	%	SB-501-0810	A7K290236006	NM	11/27/2007	12/4/2007	12/5/2007	7	1	8
PCS	%	SB-502-0001	A7K290236007	NM	11/27/2007	12/4/2007	12/5/2007	7	1	8
PCS	%	SB-502-0406	A7K290236008	NM	11/27/2007	12/4/2007	12/5/2007	7	1	8
PCS	%	SB-500-0001	A7K290236001	NM	11/27/2007	12/4/2007	12/5/2007	7	1	8
PCS	%	SB-506-0810	A7K290236022	NM	11/28/2007	12/4/2007	12/5/2007	6	1	7
PCS	%	SB-508-0810	A7K290236029	NM	11/28/2007	12/4/2007	12/5/2007	6	1	7
PCS	%	SB-508-0406	A7K290236028	NM	11/28/2007	12/4/2007	12/5/2007	6	1	7
PCS	%	SB-508-0001	A7K290236027	NM	11/28/2007	12/4/2007	12/5/2007	6	1	7
PCS	%	SB-507-0810	A7K290236026	NM	11/28/2007	12/4/2007	12/5/2007	6	1	7
PCS	%	SB-507-0406	A7K290236025	NM	11/28/2007	12/4/2007	12/5/2007	6	1	7
PCS	%	SB-507-0001	A7K290236024	NM	11/28/2007	12/4/2007	12/5/2007	6	1	7
PCS	%	SB-506-0406	A7K290236021	NM	11/28/2007	12/4/2007	12/5/2007	6	1	7

SORT	UNITS	NSAMPLE	LAB_ID	QC_TYPE	SAMP_DATE	EXTR_DATE	ANAL_DATE	SMP_EXTR	EXTR_ANL	SMP_ANL
PCS	%	SB-506-0001	A7K290236020	NM	11/28/2007	12/4/2007	12/5/2007	6	1	7
PCS	%	SB-505-0810	A7K290236018	NM	11/27/2007	12/4/2007	12/5/2007	7	1	8
PCS	%	SB-505-0406	A7K290236017	NM	11/27/2007	12/4/2007	12/5/2007	7	1	8
PCS	%	SB-505-0001	A7K290236016	NM	11/27/2007	12/4/2007	12/5/2007	7	1	8
PCS	%	SB-502-0810	A7K290236009	NM	11/27/2007	12/4/2007	12/5/2007	7	1	8
OS	%	SB-508-0406	A7K290236028	NM	11/28/2007	12/3/2007	12/4/2007	5	1	6
OS	%	SB-506-0406DL	A7K290236021	NM	11/28/2007	12/3/2007	12/6/2007	5	3	8
OS	%	SB-506-0406	A7K290236021	NM	11/28/2007	11/30/2007	12/2/2007	2	2	4
OS	%	SB-506-0810	A7K290236022	NM	11/28/2007	11/30/2007	12/2/2007	2	2	4
OS	%	SB-506-0810	A7K290236022	NM	11/28/2007	12/3/2007	12/6/2007	5	3	8
OS	%	SB-507-0001	A7K290236024	NM	11/28/2007	12/2/2007	12/4/2007	4	2	6
OS	%	SB-507-0001	A7K290236024	NM	11/28/2007	12/3/2007	12/4/2007	5	1	6
OS	%	SB-507-0406	A7K290236025	NM	11/28/2007	12/2/2007	12/4/2007	4	2	6
OS	%	SB-507-0406	A7K290236025	NM	11/28/2007	12/3/2007	12/6/2007	5	3	8
OS	%	SB-507-0810	A7K290236026	NM	11/28/2007	12/2/2007	12/4/2007	4	2	6
OS	%	SB-507-0810	A7K290236026	NM	11/28/2007	12/3/2007	12/4/2007	5	1	6
OS	%	SB-508-0001	A7K290236027	NM	11/28/2007	12/2/2007	12/4/2007	4	2	6
OS	%	SB-508-0406	A7K290236028	NM	11/28/2007	12/2/2007	12/4/2007	4	2	6

Test America North Canton

Metals Data Reporting Form

Initial Calibration Verification Standard

Instrument: CVAA **Units:** ug/L

Chart Number: hg11130a.prn **Acceptable Range:** 90% - 110%

Standard Source: Ultra **Standard ID:**

Element	WL/ Mass	True Conc	Ck5ICV 11/30/07 8:40 AM Found	% Rec	Found	% Rec	Found	% Rec	Found	% Rec	Found	% Rec
Mercury	253.7	2.5	2.53	**101.1**								

Test America North Canton

Metals Data Reporting Form

Continuing Calibration Verification

Instrument: CVAA **Units:** ug/L

Chart Number: hg11130a.prn **Acceptable Range:** 80% - 120%

Standard Source: Ultra **Standard ID:**

Element	WL/ Mass	True Conc	Ck2CCV 11/30/07 8:43 AM Found	% Rec	Ck2CCV 11/30/07 2:21 PM Found	% Rec	Ck2CCV 11/30/07 2:35 PM Found	% Rec	Ck2CCV 11/30/07 2:49 PM Found	% Rec	Ck2CCV 11/30/07 3:02 PM Found	% Rec
Mercury	253.7	5.0	5.08	**101.7**	5.10	**102.0**	4.90	**97.9**	5.13	**102.7**	5.22	**104.4**

Test America North Canton

Metals Data Reporting Form

Continuing Calibration Verification

Instrument: CVAA **Units:** ug/L

Chart Number: hg11130a.prn **Acceptable Range:** 80% - 120%

Standard Source: Ultra **Standard ID:**

Element	WL/ Mass	True Conc	Ck2CCV 11/30/07 3:16 PM Found	% Rec	Ck2CCV 11/30/07 3:30 PM Found	% Rec	Ck2CCV 11/30/07 3:44 PM Found	% Rec	Ck2CCV 11/30/07 3:57 PM Found	% Rec	Ck2CCV 11/30/07 4:11 PM Found	% Rec
Mercury	253.7	5.0	5.11	**102.2**	5.25	**105.0**	5.30	**106.1**	5.11	**102.2**	5.11	**102.2**

Test America North Canton

Metals Data Reporting Form

Initial Calibration Verification Standard

Instrument: ICPMS **Units:** ug/L

Chart Number: 120607a.rep **Acceptable Range:** 90% - 110%

Standard Source: _____ **Standard ID:** _____

Element	WL/ Mass	True Conc	QC Std 1 12/06/07 8:59 AM Found	% Rec	Found	% Rec	Found	% Rec	Found	% Rec	Found	% Rec
Antimony	121	25.0	24.75	**99.0**								
Arsenic	75	25.0	26.05	**104.2**								
Barium	135	25.0	25.53	**102.1**								
Beryllium	9	25.0	25.70	**102.8**								
Cadmium	111	25.0	25.46	**101.8**								
Chromium	52	25.0	26.23	**104.9**								
Cobalt	59	25.0	26.50	**106.0**								
Copper	65	25.0	26.64	**106.5**								
Lead	208	25.0	26.80	**107.2**								
Molybdenum	98	25.0	26.37	**105.5**								
Nickel	60	25.0	26.94	**107.8**								
Selenium	82	25.0	26.37	**105.5**								
Silver	107	25.0	26.73	**106.9**								
Thallium	205	25.0	27.24	**109.0**								
Vanadium	51	25.0	26.10	**104.4**								
Zinc	68	25.0	26.79	**107.2**								

Test America North Canton

Metals Data Reporting Form

Continuing Calibration Verification

Instrument: ICPMS **Units:** ug/L

Chart Number: 120607a.rep **Acceptable Range:** 90% - 110%

Standard Source: _____ **Standard ID:** _____

Element	WL/ Mass	True Conc	QC Std 6 12/06/07 9:22 AM Found	% Rec	QC Std 6 12/06/07 4:50 PM Found	% Rec	QC Std 6 12/06/07 5:46 PM Found	% Rec	QC Std 6 12/06/07 6:33 PM Found	% Rec	QC Std 6 12/06/07 7:21 PM Found	% Rec
Antimony	121	50.0	48.14	**96.3**	46.69	**93.4**	46.98	**94.0**	47.42	**94.8**	46.90	**93.8**
Arsenic	75	50.0	49.49	**99.0**	47.73	**95.5**	48.49	**97.0**	48.43	**96.9**	47.76	**95.5**
Barium	135	50.0	50.23	**100.5**	47.92	**95.8**	47.63	**95.3**	49.78	**99.6**	48.63	**97.3**
Beryllium	9	50.0	50.22	**100.4**	50.39	**100.8**	50.16	**100.3**	51.40	**102.8**	50.99	**102.0**
Cadmium	111	50.0	48.32	**96.6**	48.80	**97.6**	47.75	**95.5**	48.70	**97.4**	48.04	**96.1**
Chromium	52	50.0	50.86	**101.7**	48.26	**96.5**	48.75	**97.5**	48.30	**96.6**	48.21	**96.4**
Cobalt	59	50.0	50.09	**100.2**	46.86	**93.7**	46.34	**92.7**	46.44	**92.9**	46.45	**92.9**
Copper	65	50.0	49.26	**98.5**	47.74	**95.5**	46.78	**93.6**	46.51	**93.0**	45.91	**91.8**
Lead	208	50.0	51.40	**102.8**	50.12	**100.2**	50.12	**100.2**	49.54	**99.1**	48.84	**97.7**
Molybdenum	98	50.0	52.49	**105.0**	45.65	**91.3**	44.86	**89.7**	45.08	**90.2**	43.70	**87.4**
Nickel	60	50.0	48.77	**97.5**	48.69	**97.4**	49.16	**98.3**	48.18	**96.4**	47.12	**94.2**
Selenium	82	50.0	48.12	**96.2**	49.73	**99.5**	49.32	**98.6**	49.67	**99.3**	49.04	**98.1**
Silver	107	50.0	47.20	**94.4**	47.16	**94.3**	46.82	**93.6**	46.05	**92.1**	45.67	**91.3**
Thallium	205	50.0	52.23	**104.5**	51.52	**103.0**	51.27	**102.5**	51.01	**102.0**	50.21	**100.4**
Vanadium	51	50.0	51.23	**102.5**	47.11	**94.2**	49.01	**98.0**	48.40	**96.8**	48.44	**96.9**
Zinc	68	50.0	48.92	**97.8**	50.75	**101.5**	50.42	**100.8**	50.00	**100.0**	49.51	**99.0**

Test America North Canton

Metals Data Reporting Form

Continuing Calibration Verification

Instrument: ICPMS **Units:** ug/L

Chart Number: 120607a.rep **Acceptable Range:** 90% - 110%

Standard Source: _____ **Standard ID:** _____

Element	WL/ Mass	True Conc	QC Std 6 12/06/07 8:12 PM Found	% Rec	Found	% Rec	Found	% Rec	Found	% Rec	Found	% Rec
Antimony	121	50.0	47.89	**95.8**								
Arsenic	75	50.0	47.55	**95.1**								
Barium	135	50.0	49.17	**98.3**								
Beryllium	9	50.0	53.53	**107.1**								
Cadmium	111	50.0	49.36	**98.7**								
Chromium	52	50.0	47.44	**94.9**								
Cobalt	59	50.0	45.40	**90.8**								
Copper	65	50.0	45.62	**91.2**								
Lead	208	50.0	50.15	**100.3**								
Molybdenum	98	50.0	45.68	**91.4**								
Nickel	60	50.0	47.32	**94.6**								
Selenium	82	50.0	49.65	**99.3**								
Silver	107	50.0	47.14	**94.3**								
Thallium	205	50.0	50.43	**100.9**								
Vanadium	51	50.0	47.75	**95.5**								
Zinc	68	50.0	50.03	**100.1**								

Test America North Canton

Metals Data Reporting Form

Initial Calibration Verification Standard

Instrument: ICPMS **Units:** ug/L

Chart Number: 120707a.rep **Acceptable Range:** 90% - 110%

Standard Source: _____ **Standard ID:** _____

Element	WL/ Mass	True Conc	QC Std 1 12/07/07 10:03 AM Found	% Rec	Found	% Rec	Found	% Rec	Found	% Rec	Found	% Rec
Antimony	121	25.0	23.66	**94.6**								
Barium	135	25.0	23.91	**95.6**								
Chromium	52	25.0	26.53	**106.1**								
Lead	208	25.0	24.72	**98.9**								
Silver	107	25.0	24.90	**99.6**								
Vanadium	51	25.0	25.30	**101.2**								
Zinc	68	25.0	24.64	**98.6**								

Test America North Canton

Metals Data Reporting Form

Continuing Calibration Verification

Instrument: ICPMS **Units:** ug/L

Chart Number: 120707a.rep **Acceptable Range:** 90% - 110%

Standard Source: _____ **Standard ID:** _____

Element	WL/ Mass	True Conc	QC Std 6 12/07/07 10:26 AM Found	% Rec	QC Std 6 12/07/07 11:02 AM Found	% Rec	QC Std 6 12/07/07 11:51 AM Found	% Rec	QC Std 6 12/07/07 12:38 PM Found	% Rec	QC Std 6 12/07/07 1:06 PM Found	% Rec
Antimony	121	50.0	47.19	**94.4**	47.03	**94.1**	46.42	**92.8**	44.92	**89.8**	45.73	**91.5**
Barium	135	50.0	48.86	**97.7**	46.18	**92.4**	46.94	**93.9**	45.63	**91.3**	45.36	**90.7**
Chromium	52	50.0	51.16	**102.3**	46.00	**92.0**	47.60	**95.2**	46.66	**93.3**	47.87	**95.7**
Lead	208	50.0	52.77	**105.5**	50.91	**101.8**	48.87	**97.7**	48.74	**97.5**	47.22	**94.4**
Silver	107	50.0	48.56	**97.1**	47.23	**94.5**	47.47	**94.9**	46.77	**93.5**	47.15	**94.3**
Vanadium	51	50.0	52.29	**104.6**	46.46	**92.9**	48.26	**96.5**	47.04	**94.1**	48.05	**96.1**
Zinc	68	50.0	47.19	**94.4**	47.67	**95.3**	49.55	**99.1**	47.71	**95.4**	47.70	**95.4**

Test America North Canton

Metals Data Reporting Form

Initial Calibration Verification Standard

Instrument: ICPMS **Units:** ug/L

Chart Number: 120707b.rep **Acceptable Range:** 90% - 110%

Standard Source: _____ **Standard ID:** _____

Element	WL/ Mass	True Conc	QC Std 1 12/07/07 3:39 PM Found	% Rec	Found	% Rec	Found	% Rec	Found	% Rec	Found	% Rec
Arsenic	75	25.0	24.82	**99.3**								
Barium	135	25.0	23.75	**95.0**								
Beryllium	9	25.0	25.37	**101.5**								
Cadmium	111	25.0	24.16	**96.6**								
Chromium	52	25.0	25.08	**100.3**								
Cobalt	59	25.0	25.31	**101.2**								
Copper	65	25.0	24.99	**100.0**								
Lead	208	25.0	25.23	**100.9**								
Molybdenum	98	25.0	24.80	**99.2**								
Nickel	60	25.0	25.10	**100.4**								
Selenium	82	25.0	25.08	**100.3**								
Thallium	205	25.0	25.68	**102.7**								
Vanadium	51	25.0	25.02	**100.1**								
Zinc	68	25.0	24.00	**96.0**								

Test America North Canton

Metals Data Reporting Form

Continuing Calibration Verification

Instrument: ICPMS **Units:** ug/L

Chart Number: 120707b.rep **Acceptable Range:** 90% - 110%

Standard Source: _____ **Standard ID:** _____

Element	WL/ Mass	True Conc	QC Std 6 12/07/07 4:13 PM Found	% Rec	QC Std 6 12/07/07 5:06 PM Found	% Rec	QC Std 6 12/07/07 5:52 PM Found	% Rec	QC Std 6 12/07/07 6:41 PM Found	% Rec	QC Std 6 12/07/07 7:27 PM Found	% Rec
Arsenic	75	50.0	46.73	**93.5**	48.32	**96.6**	48.00	**96.0**	47.58	**95.2**	47.95	**95.9**
Barium	135	50.0	47.68	**95.4**	47.46	**94.9**	46.27	**92.5**	47.64	**95.3**	46.73	**93.5**
Beryllium	9	50.0	47.86	**95.7**	48.92	**97.8**	49.13	**98.3**	48.29	**96.6**	49.20	**98.4**
Cadmium	111	50.0	47.18	**94.4**	48.60	**97.2**	47.63	**95.3**	47.54	**95.1**	47.33	**94.7**
Chromium	52	50.0	50.59	**101.2**	50.22	**100.4**	48.97	**97.9**	48.74	**97.5**	50.63	**101.3**
Cobalt	59	50.0	49.47	**98.9**	48.78	**97.6**	49.29	**98.6**	50.27	**100.5**	50.50	**101.0**
Copper	65	50.0	45.05	**90.1**	45.98	**92.0**	46.71	**93.4**	46.11	**92.2**	46.45	**92.9**
Lead	208	50.0	50.79	**101.6**	50.83	**101.7**	49.90	**99.8**	48.01	**96.0**	47.11	**94.2**
Molybdenum	98	50.0	54.82	**109.6**	47.66	**95.3**	46.26	**92.5**	49.01	**98.0**	46.79	**93.6**
Nickel	60	50.0	46.60	**93.2**	47.78	**95.6**	47.59	**95.2**	46.08	**92.2**	47.01	**94.0**
Selenium	82	50.0	46.04	**92.1**	47.47	**94.9**	47.78	**95.6**	46.96	**93.9**	47.39	**94.8**
Thallium	205	50.0	51.75	**103.5**	51.02	**102.0**	51.04	**102.1**	48.63	**97.3**	47.45	**94.9**
Vanadium	51	50.0	50.96	**101.9**	50.25	**100.5**	48.09	**96.2**	48.73	**97.5**	49.27	**98.5**
Zinc	68	50.0	47.22	**94.4**	48.82	**97.6**	47.43	**94.9**	47.88	**95.8**	48.01	**96.0**

Test America North Canton

Metals Data Reporting Form

Continuing Calibration Verification

Instrument: ICPMS **Units:** ug/L

Chart Number: 120707b.rep **Acceptable Range:** 90% - 110%

Standard Source: _____ **Standard ID:** _____

Element	WL/ Mass	True Conc	QC Std 6 12/07/07 8:03 PM Found	% Rec	QC Std 6 12/07/07 9:14 PM Found	% Rec	QC Std 6 12/07/07 10:17 PM Found	% Rec	Found	% Rec	Found	% Rec
Arsenic	75	50.0	47.16	**94.3**	45.82	**91.6**	46.66	**93.3**				
Barium	135	50.0	47.18	**94.4**	46.42	**92.8**	46.78	**93.6**				
Beryllium	9	50.0	48.12	**96.2**	46.62	**93.2**	47.09	**94.2**				
Cadmium	111	50.0	48.17	**96.3**	47.11	**94.2**	46.82	**93.6**				
Chromium	52	50.0	49.03	**98.1**	49.33	**98.7**	50.55	**101.1**				
Cobalt	59	50.0	49.71	**99.4**	47.52	**95.0**	48.25	**96.5**				
Copper	65	50.0	46.96	**93.9**	44.43	**88.9**	45.32	**90.6**				
Lead	208	50.0	48.26	**96.5**	50.81	**101.6**	49.97	**99.9**				
Molybdenum	98	50.0	47.26	**94.5**	48.58	**97.2**	46.86	**93.7**				
Nickel	60	50.0	47.55	**95.1**	46.05	**92.1**	45.84	**91.7**				
Selenium	82	50.0	46.24	**92.5**	44.58	**89.2**	45.10	**90.2**				
Thallium	205	50.0	49.28	**98.6**	51.54	**103.1**	50.90	**101.8**				
Vanadium	51	50.0	49.16	**98.3**	50.19	**100.4**	50.70	**101.4**				
Zinc	68	50.0	48.16	**96.3**	46.40	**92.8**	46.35	**92.7**				

Test America North Canton

Metals Data Reporting Form

Initial Calibration Verification Standard

Instrument: ICPST **Units:** ug/L

Chart Number: I61204A.ARC **Acceptable Range:** 90% - 110%

Standard Source: Ultra **Standard ID:**

Element	WL/ Mass	True Conc	ICV 12/04/07 7:55 AM Found	% Rec	Found	% Rec	Found	% Rec	Found	% Rec	Found	% Rec
Iron	271.441	12500.0	12974.68	**103.8**								
Manganese	257.61	1000.0	1011.91	**101.2**								

Test America North Canton

Metals Data Reporting Form

Continuing Calibration Verification

Instrument: ICPST **Units:** ug/L

Chart Number: I61204A.ARC **Acceptable Range:** 90% - 110%

Standard Source: Ultra **Standard ID:**

Element	WL/ Mass	True Conc	CCV 12/04/07 8:48 AM Found	% Rec	CCV 12/04/07 11:19 AM Found	% Rec	CCV 12/04/07 12:29 PM Found	% Rec	CCV 12/04/07 1:36 PM Found	% Rec	CCV 12/04/07 2:46 PM Found	% Rec
Iron	271.441	25000.0	26373.94	**105.5**	26511.20	**106.0**	26432.10	**105.7**	26804.10	**107.2**	26790.39	**107.2**
Manganese	257.61	2000.0	2068.04	**103.4**	2076.97	**103.8**	2073.88	**103.7**	2102.84	**105.1**	2104.51	**105.2**

Test America North Canton

Metals Data Reporting Form

Continuing Calibration Verification

Instrument: ICPST **Units:** ug/L

Chart Number: I61204A.ARC **Acceptable Range:** 90% - 110%

Standard Source: Ultra **Standard ID:**

Element	WL/ Mass	True Conc	CCV 12/04/07 3:03 PM Found	% Rec	CCV 12/04/07 4:09 PM Found	% Rec	CCV 12/04/07 5:18 PM Found	% Rec	CCV 12/04/07 6:27 PM Found	% Rec	CCV 12/04/07 7:35 PM Found	% Rec
Iron	271.441	25000.0	27055.53	**108.2**	26851.20	**107.4**	26645.22	**106.6**	26675.28	**106.7**	26756.09	**107.0**
Manganese	257.61	2000.0	2138.48	**106.9**	2123.06	**106.2**	2115.62	**105.8**	2118.98	**105.9**	2127.65	**106.4**

Test America North Canton

Metals Data Reporting Form

Continuing Calibration Verification

Instrument: ICPST **Units:** ug/L

Chart Number: I61204A.ARC **Acceptable Range:** 90% - 110%

Standard Source: Ultra **Standard ID:**

Element	WL/ Mass	True Conc	CCV 12/04/07 8:44 PM Found	% Rec	CCV 12/04/07 9:52 PM Found	% Rec	CCV 12/04/07 10:49 PM Found	% Rec	CCV 12/05/07 12:12 AM Found	% Rec	CCV 12/05/07 2:27 AM Found	% Rec
Iron	271.441	25000.0	27244.96	**109.0**	27315.14	**109.3**	27235.97	**108.9**	26633.68	**106.5**	26746.03	**107.0**
Manganese	257.61	2000.0	2168.47	**108.4**	2174.95	**108.7**	2173.43	**108.7**	2079.09	**104.0**	2089.49	**104.5**

Test America North Canton

Metals Data Reporting Form

Continuing Calibration Verification

Instrument: ICPST **Units:** ug/L

Chart Number: I61204A.ARC **Acceptable Range:** 90% - 110%

Standard Source: Ultra **Standard ID:**

Element	WL/ Mass	True Conc	CCV 12/05/07 3:34 AM Found	% Rec	CCV 12/05/07 4:47 AM Found	% Rec	CCV 12/05/07 5:53 AM Found	% Rec	Found	% Rec	Found	% Rec
Iron	271.441	25000.0	26932.28	**107.7**	26914.32	**107.7**	26884.91	**107.5**				
Manganese	257.61	2000.0	2105.44	**105.3**	2114.96	**105.7**	2114.03	**105.7**				

Test America North Canton

Metals Data Reporting Form

Contract Required Detection Limit Standard

Instrument: CVAA **Units:** ug/L

Chart Number: hg11130a.prn **Acceptable Range:** 50% - 150%

Standard Source: Ultra **Standard ID:**

Element	WL/ Mass	True Conc	Ck3CRA\MRL 11/30/07 8:42 AM Found	% Rec	Found	% Rec	Found	% Rec	Found	% Rec	Found	% Rec
Mercury	253.7	0.2	0.17	**86.2**								

Test America North Canton

Metals Data Reporting Form

Contract Required Detection Limit Standard

Instrument: ICPMS **Units:** ug/L

Chart Number: 120607a.rep **Acceptable Range:** 50% - 150%

Standard Source: _____ **Standard ID:** _____

Element	WL/ Mass	True Conc	QC Std 3 12/06/07 9:08 AM Found	% Rec	Found	% Rec	Found	% Rec	Found	% Rec	Found	% Rec
Antimony	121	2.0	2.00	**100.2**								
Arsenic	75	2.0	2.04	**101.9**								
Barium	135	1.0	1.03	**102.8**								
Beryllium	9	1.0	0.97	**97.5**								
Cadmium	111	0.5	0.52	**105.0**								
Chromium	52	2.0	2.59	**129.3**								
Cobalt	59	1.0	1.09	**108.6**								
Copper	65	2.0	2.02	**101.0**								
Lead	208	1.0	1.09	**109.3**								
Molybdenu	98	10.0	10.14	**101.4**								
Nickel	60	2.0	2.11	**105.4**								
Selenium	82	2.0	2.14	**107.1**								
Silver	107	0.5	0.51	**102.3**								
Thallium	205	1.0	1.09	**109.2**								
Vanadium	51	5.0	5.38	**107.7**								
Zinc	68	10.0	9.80	**98.0**								

Test America North Canton

Metals Data Reporting Form

Contract Required Detection Limit Standard

Instrument: ICPMS **Units:** ug/L

Chart Number: 120707a.rep **Acceptable Range:** 50% - 150%

Standard Source: _____ **Standard ID:** _____

Element	WL/ Mass	True Conc	QC Std 3 12/07/07 10:12 AM Found	% Rec	Found	% Rec	Found	% Rec	Found	% Rec	Found	% Rec
Antimony	121	2.0	1.94	**96.8**								
Barium	135	1.0	1.09	**108.6**								
Chromium	52	2.0	2.35	**117.3**								
Lead	208	1.0	1.10	**110.2**								
Silver	107	0.5	0.54	**108.4**								
Vanadium	51	5.0	5.36	**107.3**								
Zinc	68	10.0	10.00	**100.0**								

Test America North Canton

Metals Data Reporting Form

Contract Required Detection Limit Standard

Instrument: ICPMS **Units:** ug/L

Chart Number: 120707b.rep **Acceptable Range:** 50% - 150%

Standard Source: _____ **Standard ID:** _____

Element	WL/ Mass	True Conc	QC Std 3 12/07/07 3:47 PM Found	% Rec	Found	% Rec	Found	% Rec	Found	% Rec	Found	% Rec
Arsenic	75	2.0	1.72	**85.9**								
Barium	135	1.0	1.01	**101.1**								
Beryllium	9	1.0	0.93	**93.4**								
Cadmium	111	0.5	0.53	**106.9**								
Chromium	52	2.0	2.43	**121.3**								
Cobalt	59	1.0	1.09	**109.3**								
Copper	65	2.0	2.14	**107.2**								
Lead	208	1.0	1.12	**111.8**								
Molybdenu	98	10.0	10.29	**102.9**								
Nickel	60	2.0	2.13	**106.4**								
Selenium	82	2.0	2.14	**107.2**								
Thallium	205	1.0	1.12	**112.1**								
Vanadium	51	5.0	5.38	**107.6**								
Zinc	68	10.0	9.68	**96.8**								

Test America North Canton

Metals Data Reporting Form

Contract Required Detection Limit Standard

Instrument: ICPST **Units:** ug/L

Chart Number: I61204A.ARC **Acceptable Range:** 50% - 150%

Standard Source: Ultra **Standard ID:**

Element	WL/ Mass	True Conc	CRI/MRL 12/04/07 8:08 AM Found	% Rec	Found	% Rec	Found	% Rec	Found	% Rec	Found	% Rec
Iron	271.441	300.0	310.58	**103.5**								
Manganese	257.61	15.0	15.42	**102.8**								

Test America North Canton

Metals Data Reporting Form

Initial Calibration Blank Results

Instrument: CVAA **Units:** ug/L

Chart Number: hg11130a.prn

Standard Source: _____ **Standard ID:** _____

Element	WL/ Mass	Report Limit	Ck4ICB 11/30/07 8:41 AM Found	Q	Found	Q	Found	Q	Found	Q	Found	Q
Mercury	253.7	0.6	0.1	U								

U Result is less than the IDL

B Result is between IDL and RL

Test America North Canton

Metals Data Reporting Form

Continuing Calibration Blank Results

Instrument: CVAA **Units:** ug/L

Chart Number: hg11130a.prn

Standard Source: _____ **Standard ID:** _____

Element	WL/ Mass	Report Limit	Ck1CCB 11/30/07 8:45 AM Found	Q	Ck1CCB 11/30/07 2:22 PM Found	Q	Ck1CCB 11/30/07 2:36 PM Found	Q	Ck1CCB 11/30/07 2:50 PM Found	Q	Ck1CCB 11/30/07 3:03 PM Found	Q
Mercury	253.7	0.6	0.1	U	0.1	U	0.1	U	0.1	U	0.1	U

U Result is less than the IDL

B Result is between IDL and RL

Test America North Canton

Metals Data Reporting Form

Continuing Calibration Blank Results

Instrument: CVAA **Units:** ug/L

Chart Number: hg11130a.prn

Standard Source: _____ **Standard ID:** _____

Element	WL/ Mass	Report Limit	Ck1CCB 11/30/07 3:17 PM		Ck1CCB 11/30/07 3:31 PM		Ck1CCB 11/30/07 3:45 PM		Ck1CCB 11/30/07 3:59 PM		Ck1CCB 11/30/07 4:12 PM	
			Found	Q	Found	Q	Found	Q	Found	Q	Found	Q
Mercury	253.7	0.6	0.1	U	0.1	U	0.1	U	0.1	U	0.1	U

U Result is less than the IDL

B Result is between IDL and RL

Form 3 Equivalent

Test America North Canton

Metals Data Reporting Form

Initial Calibration Blank Results

Instrument: ICPMS **Units:** ug/L

Chart Number: 120607a.rep

Standard Source: _____ **Standard ID:** _____

Element	WL/ Mass	Report Limit	~~QC Std 2~~ 12/06/07 9:05 AM Found	Q	Found	Q	Found	Q	Found	Q	Found	Q
Antimony	121	2	**0.23**	**B**								
Arsenic	75	5	0.27	U								
Barium	135	1	0.021	U								
Beryllium	9	1	0.02	U								
Cadmium	111	1	0.014	U								
Chromium	52	2	**0.28**	**B**								
Cobalt	59	1	0.013	U								
Copper	65	2	**0.25**	**B**								
Lead	208	1	**0.02**	**B**								
Molybdenum	98	2	0.66	U								
Nickel	60	1	0.053	U								
Selenium	82	5	1.6	U								
Silver	107	1	0.021	U								
Thallium	205	1	0.023	U								
Vanadium	51	5	0.25	U								
Zinc	68	10	**0.13**	**B**								

U Result is less than the IDL

B Result is between IDL and RL

Form 3 Equivalent

Test America North Canton

Metals Data Reporting Form

Continuing Calibration Blank Results

Instrument: ICPMS **Units:** ug/L

Chart Number: 120607a.rep

Standard Source: _____ **Standard ID:** _____

Element	WL/ Mass	Report Limit	QC Std 7 12/06/07 9:28 AM Found	Q	QC Std 7 12/06/07 4:56 PM Found	Q	QC Std 7 12/06/07 5:51 PM Found	Q	QC Std 7 12/06/07 6:39 PM Found	Q	QC Std 7 12/06/07 7:26 PM Found	Q
Antimony	121	2	**0.24**	**B**	**0.26**	**B**	**0.22**	**B**	**0.22**	**B**	**0.2**	**B**
Arsenic	75	5	0.27	U	0.27	U	0.27	U	0.27	U	0.27	U
Barium	135	1	0.021	U	0.021	U	0.021	U	0.021	U	0.021	U
Beryllium	9	1	**0.023**	**B**	0.02	U	0.02	U	0.02	U	0.02	U
Cadmium	111	1	0.014	U	**0.022**	**B**	**0.023**	**B**	**0.021**	**B**	**0.016**	**B**
Chromium	52	2	**0.37**	**B**	**0.26**	**B**	**0.25**	**B**	**0.29**	**B**	**0.33**	**B**
Cobalt	59	1	**0.015**	**B**	0.013	U	**0.014**	**B**	**0.019**	**B**	0.013	U
Copper	65	2	**0.32**	**B**	0.046	U	**-0.17**	**B**	**-0.13**	**B**	**-0.18**	**B**
Lead	208	1	**0.03**	**B**	**0.051**	**B**	**0.064**	**B**	**0.077**	**B**	**0.063**	**B**
Molybdenum	98	2	**3.1**		0.66	U	0.66	U	**0.71**	**B**	0.66	U
Nickel	60	1	0.053	U	0.053	U	0.053	U	0.053	U	0.053	U
Selenium	82	5	1.6	U	1.6	U	1.6	U	1.6	U	1.6	U
Silver	107	1	0.021	U	0.021	U	0.021	U	0.021	U	0.021	U
Thallium	205	1	**0.089**	**B**	**0.11**	**B**	**0.031**	**B**	**0.16**	**B**	**0.05**	**B**
Vanadium	51	5	0.25	U	0.25	U	0.25	U	0.25	U	0.25	U
Zinc	68	10	**0.13**	**B**	**0.88**	**B**	**0.64**	**B**	**0.92**	**B**	**0.77**	**B**

U Result is less than the IDL

B Result is between IDL and RL

Form 3 Equivalent

Test America North Canton

Metals Data Reporting Form

Continuing Calibration Blank Results

Instrument: ICPMS **Units:** ug/L

Chart Number: 120607a.rep

Standard Source: _____ **Standard ID:** _____

Element	WL/ Mass	Report Limit	QC Std 7 12/06/07 8:18 PM Found	Q	Found	Q	Found	Q	Found	Q	Found	Q
Antimony	121	2	**0.29**	**B**								
Arsenic	75	5	0.27	U								
Barium	135	1	0.021	U								
Beryllium	9	1	**0.024**	**B**								
Cadmium	111	1	**0.02**	**B**								
Chromium	52	2	**0.3**	**B**								
Cobalt	59	1	**0.015**	**B**								
Copper	65	2	**-0.23**	**B**								
Lead	208	1	**0.06**	**B**								
Molybdenum	98	2	**0.76**	**B**								
Nickel	60	1	0.053	U								
Selenium	82	5	1.6	U								
Silver	107	1	0.021	U								
Thallium	205	1	**0.033**	**B**								
Vanadium	51	5	0.25	U								
Zinc	68	10	**0.98**	**B**								

U Result is less than the IDL

B Result is between IDL and RL

Form 3 Equivalent

Test America North Canton

Metals Data Reporting Form

Initial Calibration Blank Results

Instrument: ICPMS **Units:** ug/L

Chart Number: 120707a.rep

Standard Source: _____ **Standard ID:** _____

Element	WL/ Mass	Report Limit	QC Std 2 12/07/07 10:09 AM Found	Q	Found	Q	Found	Q	Found	Q	Found	Q
Antimony	121	2	**0.17**	**B**								
Barium	135	1	0.021	U								
Chromium	52	2	0.054	U								
Lead	208	1	0.015	U								
Silver	107	1	0.021	U								
Vanadium	51	5	0.25	U								
Zinc	68	10	**0.14**	**B**								

U Result is less than the IDL

B Result is between IDL and RL

Form 3 Equivalent

Test America North Canton

Metals Data Reporting Form

Continuing Calibration Blank Results

Instrument: ICPMS **Units:** ug/L

Chart Number: 120707a.rep

Standard Source: _____ **Standard ID:** _____

Element	WL/ Mass	Report Limit	QC Std 7 12/07/07 10:32 AM Found	Q	QC Std 7 12/07/07 11:08 AM Found	Q	QC Std 7 12/07/07 11:57 AM Found	Q	QC Std 7 12/07/07 12:43 PM Found	Q	QC Std 7 12/07/07 1:12 PM Found	Q
Antimony	121	2	**0.2**	**B**	**0.15**	**B**	**0.2**	**B**	**0.18**	**B**	**0.2**	**B**
Barium	135	1	0.021	U	0.021	U	**0.024**	**B**	0.021	U	**0.036**	**B**
Chromium	52	2	**-0.057**	**B**	**-0.21**	**B**	0.054	U	0.054	U	0.054	U
Lead	208	1	**0.021**	**B**	**0.019**	**B**	**0.21**	**B**	**0.087**	**B**	**0.059**	**B**
Silver	107	1	0.021	U	0.021	U	0.021	U	**0.031**	**B**	**0.035**	**B**
Vanadium	51	5	0.25	U	0.25	U	0.25	U	0.25	U	**-0.3**	**B**
Zinc	68	10	0.12	U	**0.43**	**B**	**0.3**	**B**	**0.26**	**B**	**0.38**	**B**

U Result is less than the IDL

B Result is between IDL and RL

Test America North Canton

Metals Data Reporting Form

Initial Calibration Blank Results

Instrument: ICPMS **Units:** ug/L

Chart Number: 120707b.rep

Standard Source: _____ **Standard ID:** _____

Element	WL/ Mass	Report Limit	QC Std 2 12/07/07 3:44 PM Found	Q	Found	Q	Found	Q	Found	Q	Found	Q
Arsenic	75	5	0.27	U								
Barium	135	1	0.021	U								
Beryllium	9	1	0.02	U								
Cadmium	111	1	0.014	U								
Chromium	52	2	**0.11**	**B**								
Cobalt	59	1	0.013	U								
Copper	65	2	0.046	U								
Lead	208	1	**0.017**	**B**								
Molybdenum	98	2	0.66	U								
Nickel	60	1	0.053	U								
Selenium	82	5	1.6	U								
Thallium	205	1	0.023	U								
Vanadium	51	5	0.25	U								
Zinc	68	10	0.12	U								

U Result is less than the IDL

B Result is between IDL and RL

Form 3 Equivalent

Test America North Canton

Metals Data Reporting Form

Continuing Calibration Blank Results

Instrument: ICPMS **Units:** ug/L

Chart Number: 120707b.rep

Standard Source: _____ **Standard ID:** _____

Element	WL/ Mass	Report Limit	QC Std 7 12/07/07 8:09 PM Found	Q	QC Std 7 12/07/07 9:21 PM Found	Q	QC Std 7 12/07/07 10:23 PM Found	Q	Found	Q	Found	Q
Arsenic	75	5	0.27	U	0.27	U	0.27	U				
Barium	135	1	0.021	U	0.021	U	**0.024**	**B**				
Beryllium	9	1	0.02	U	0.02	U	**0.033**	**B**				
Cadmium	111	1	**0.023**	**B**	0.014	U	0.014	U				
Chromium	52	2	**0.16**	**B**	**0.42**	**B**	**0.18**	**B**				
Cobalt	59	1	**0.019**	**B**	**0.016**	**B**	**0.02**	**B**				
Copper	65	2	0.046	U	0.046	U	0.046	U				
Lead	208	1	**0.025**	**B**	**0.023**	**B**	**0.027**	**B**				
Molybdenum	98	2	0.66	U	**1.2**	**B**	**0.89**	**B**				
Nickel	60	1	0.053	U	0.053	U	0.053	U				
Selenium	82	5	1.6	U	1.6	U	1.6	U				
Thallium	205	1	**0.026**	**B**	**0.052**	**B**	**0.033**	**B**				
Vanadium	51	5	0.25	U	0.25	U	**0.41**	**B**				
Zinc	68	10	0.12	U	0.12	U	0.12	U				

U Result is less than the IDL

B Result is between IDL and RL

Form 3 Equivalent

Test America North Canton

Metals Data Reporting Form

Continuing Calibration Blank Results

Instrument: ICPMS **Units:** ug/L

Chart Number: 120707b.rep

Standard Source: _____ **Standard ID:** _____

Element	WL/ Mass	Report Limit	QC Std 7 12/07/07 4:23 PM Found	Q	QC Std 7 12/07/07 5:12 PM Found	Q	QC Std 7 12/07/07 5:58 PM Found	Q	QC Std 7 12/07/07 6:47 PM Found	Q	QC Std 7 12/07/07 7:33 PM Found	Q
Arsenic	75	5	0.27	U	0.27	U	0.27	U	0.27	U	0.27	U
Barium	135	1	0.021	U	**0.049**	**B**	**0.026**	**B**	**0.025**	**B**	0.021	U
Beryllium	9	1	0.02	U	0.02	U	**0.021**	**B**	**0.023**	**B**	0.02	U
Cadmium	111	1	0.014	U	**0.02**	**B**	**0.021**	**B**	**0.025**	**B**	**0.015**	**B**
Chromium	52	2	**0.18**	**B**	**0.42**	**B**	**0.17**	**B**	**0.2**	**B**	**0.26**	**B**
Cobalt	59	1	0.013	U	**0.02**	**B**	**0.021**	**B**	**0.022**	**B**	**0.016**	**B**
Copper	65	2	0.046	U	**0.056**	**B**	0.046	U	**0.059**	**B**	0.046	U
Lead	208	1	**0.024**	**B**	**0.16**	**B**	**0.036**	**B**	**0.033**	**B**	**0.022**	**B**
Molybdenum	98	2	**1.8**	**B**	**0.94**	**B**	**0.68**	**B**	**0.75**	**B**	0.66	U
Nickel	60	1	0.053	U	0.053	U	0.053	U	0.053	U	0.053	U
Selenium	82	5	1.6	U	1.6	U	1.6	U	1.6	U	1.6	U
Thallium	205	1	**0.09**	**B**	**0.034**	**B**	**0.032**	**B**	**0.025**	**B**	0.023	U
Vanadium	51	5	0.25	U	0.25	U	0.25	U	0.25	U	0.25	U
Zinc	68	10	0.12	U	**0.28**	**B**	0.12	U	**0.18**	**B**	0.12	U

U Result is less than the IDL

B Result is between IDL and RL

Form 3 Equivalent

Test America North Canton

Metals Data Reporting Form

Initial Calibration Blank Results

Instrument: ICPST **Units:** ug/L

Chart Number: I61204A.ARC

Standard Source: _____ **Standard ID:** _____

Element	WL/ Mass	Report Limit	ICB 12/04/07 8:03 AM Found	Q	Found	Q	Found	Q	Found	Q	Found	Q
Iron	271.441	100	6.8	U								
Manganese	257.61	15	0.1	U								

5.21.0

U Result is less than the IDL

B Result is between IDL and RL

Form 3 Equivalent

Test America North Canton

Metals Data Reporting Form

Continuing Calibration Blank Results

Instrument: ICPST **Units:** ug/L

Chart Number: I61204A.ARC

Standard Source: _____ **Standard ID:** _____

Element	WL/ Mass	Report Limit	CCB 12/04/07 8:56 AM Found	Q	CCB 12/04/07 11:27 AM Found	Q	CCB 12/04/07 12:36 PM Found	Q	CCB 12/04/07 1:44 PM Found	Q	CCB 12/04/07 2:53 PM Found	Q
Iron	271.441	100	**7.0**	**B**	6.8	U	6.8	U	6.8	U	6.8	U
Manganese	257.61	15	0.1	U	0.1	U	0.1	U	0.1	U	**0.1**	**B**

U Result is less than the IDL

B Result is between IDL and RL

Test America North Canton

Metals Data Reporting Form

Continuing Calibration Blank Results

Instrument: ICPST **Units:** ug/L

Chart Number: I61204A.ARC

Standard Source: _____ **Standard ID:** _____

Element	WL/ Mass	Report Limit	CCB 12/04/07 3:11 PM Found	Q	CCB 12/04/07 4:17 PM Found	Q	CCB 12/04/07 5:26 PM Found	Q	CCB 12/04/07 6:35 PM Found	Q	CCB 12/04/07 7:43 PM Found	Q
Iron	271.441	100	**7.8**	**B**	**13.7**	**B**	6.8	U	**7.1**	**B**	**7.5**	**B**
Manganese	257.61	15	**0.2**	**B**	**0.2**	**B**	**0.2**	**B**	**0.2**	**B**	0.1	U

5.21.0

U Result is less than the IDL

B Result is between IDL and RL

Form 3 Equivalent

Test America North Canton

Metals Data Reporting Form

Continuing Calibration Blank Results

Instrument: ICPST **Units:** ug/L

Chart Number: I61204A.ARC

Standard Source: _____ **Standard ID:** _____

Element	WL/ Mass	Report Limit	CCB 12/04/07 8:52 PM Found	Q	CCB 12/04/07 9:59 PM Found	Q	CCB 12/04/07 10:57 PM Found	Q	CCB 12/05/07 12:20 AM Found	Q	CCB 12/05/07 2:34 AM Found	Q
Iron	271.441	100	6.8	U	**13.5**	**B**	**10.9**	**B**	6.8	U	6.8	U
Manganese	257.61	15	**0.1**	**B**	**0.2**	**B**	**0.2**	**B**	0.1	U	0.1	U

U Result is less than the IDL

B Result is between IDL and RL

Test America North Canton

Metals Data Reporting Form

Continuing Calibration Blank Results

Instrument: ICPST **Units:** ug/L

Chart Number: I61204A.ARC

Standard Source: _____ **Standard ID:** _____

Element	WL/ Mass	Report Limit	CCB 12/05/07 3:42 AM Found	Q	CCB 12/05/07 4:54 AM Found	Q	CCB 12/05/07 6:01 AM Found	Q	Found	Q	Found	Q
Iron	271.441	100	**7.6**	**B**	6.8	U	6.8	U				
Manganese	257.61	15	**0.1**	**B**	0.1	U	0.1	U				

5.21.0

U Result is less than the IDL

B Result is between IDL and RL

Form 3 Equivalent

Test America North Canton

Metals Data Reporting Form

Preparation Blank Results

Lab Sample ID: KC6E1B

Matrix: Soil **Units:** mg/kg **Prep Date:** 11/30/07 **Prep Batch:** 7334030

Weight: 1.00 **Volume:** 100 **Percent Moisture:** NA

Element	WL/ Mass	IDL	Report Limit	Conc	Q	DF	Instr	Anal Date	Anal Time
Antimony	**121**	**0.0048**	**0.20**	**0.026**	**B**	**1**	**ICPMS**	**12/06/07**	**18:24**
Arsenic	75	0.027	0.50	0.027	U	1	ICPMS	12/06/07	17:15
Barium	**135**	**0.0021**	**0.10**	**0.066**	**B**	**1**	**ICPMS**	**12/06/07**	**17:15**
Beryllium	9	0.0020	0.10	0.0020	U	1	ICPMS	12/06/07	17:15
Cadmium	111	0.0014	0.10	0.0014	U	1	ICPMS	12/06/07	17:15
Chromium	**52**	**0.0054**	**0.20**	**0.092**	**B**	**1**	**ICPMS**	**12/06/07**	**17:15**
Cobalt	59	0.0013	0.10	0.0013	U	1	ICPMS	12/06/07	17:15
Copper	**65**	**0.0046**	**0.20**	**0.082**	**B**	**1**	**ICPMS**	**12/06/07**	**17:15**
Iron	**271.441**	**0.68**	**10.0**	**2.6**	**B**	**1**	**ICPST**	**12/04/07**	**11:49**
Lead	**208**	**0.0015**	**0.10**	**0.018**	**B**	**1**	**ICPMS**	**12/06/07**	**17:15**
Manganese	**257.61**	**0.011**	**1.5**	**0.084**	**B**	**1**	**ICPST**	**12/04/07**	**11:49**
Molybdenum	**98**	**0.066**	**0.20**	**0.093**	**B**	**1**	**ICPMS**	**12/06/07**	**17:15**
Nickel	**60**	**0.0053**	**0.10**	**0.088**	**B**	**1**	**ICPMS**	**12/06/07**	**17:15**
Selenium	82	0.16	0.50	0.16	U	1	ICPMS	12/06/07	17:15
Silver	**107**	**0.0021**	**0.10**	**0.0062**	**B**	**1**	**ICPMS**	**12/06/07**	**18:24**
Thallium	**205**	**0.0023**	**0.10**	**0.0040**	**B**	**1**	**ICPMS**	**12/06/07**	**17:15**
Vanadium	51	0.025	0.50	0.025	U	1	ICPMS	12/06/07	17:15
Zinc	**68**	**0.012**	**1.0**	**0.67**	**B**	**1**	**ICPMS**	**12/06/07**	**17:15**

Comments: Lot #: A7K290236

U Result is less than the IDL

B Result is between IDL and RL

Test America North Canton

Metals Data Reporting Form

Preparation Blank Results

Lab Sample ID: KC6E1B

Matrix: Soil **Units:** mg/kg **Prep Date:** 11/30/07 **Prep Batch:** 7334030Hg

Weight: 0.60 **Volume:** 100 **Percent Moisture:** NA

Element	WL/ Mass	IDL	Report Limit	Conc	Q	DF	Instr	Anal Date	Anal Time
Mercury	253.7	0.017	0.10	0.017	U	1	CVAA	11/30/07	15:53

Comments: Lot #: A7K290236

5.21.0

U Result is less than the IDL

B Result is between IDL and RL

Form 3 Equivalent

Test America North Canton

Metals Data Reporting Form

Preparation Blank Results

Lab Sample ID: KC6E3B

Matrix: Soil **Units:** mg/kg **Prep Date:** 11/30/07 **Prep Batch:** 7334031

Weight: 1.00 **Volume:** 100 **Percent Moisture:** NA

Element	WL/ Mass	IDL	Report Limit	Conc	Q	DF	Instr	Anal Date	Anal Time
Antimony	**121**	**0.0048**	**0.20**	**0.043**	**B**	**1**	**ICPMS**	**12/07/07**	**11:13**
Arsenic	75	0.027	0.50	0.027	U	1	ICPMS	12/07/07	16:26
Barium	**135**	**0.0021**	**0.10**	**0.15**		**1**	**ICPMS**	**12/07/07**	**16:26**
Beryllium	9	0.0020	0.10	0.0020	U	1	ICPMS	12/07/07	16:26
Cadmium	111	0.0014	0.10	0.0014	U	1	ICPMS	12/07/07	16:26
Chromium	**52**	**0.0054**	**0.20**	**0.082**	**B**	**1**	**ICPMS**	**12/07/07**	**16:26**
Cobalt	**59**	**0.0013**	**0.10**	**0.0027**	**B**	**1**	**ICPMS**	**12/07/07**	**16:26**
Copper	**65**	**0.0046**	**0.20**	**0.070**	**B**	**1**	**ICPMS**	**12/07/07**	**16:26**
Iron	**271.441**	**0.68**	**10.0**	**3.2**	**B**	**1**	**ICPST**	**12/04/07**	**13:24**
Lead	**208**	**0.0015**	**0.10**	**0.022**	**B**	**1**	**ICPMS**	**12/07/07**	**16:26**
Manganese	**257.61**	**0.011**	**1.5**	**0.092**	**B**	**1**	**ICPST**	**12/04/07**	**13:24**
Molybdenum	**98**	**0.066**	**0.20**	**0.11**	**B**	**1**	**ICPMS**	**12/07/07**	**16:26**
Nickel	**60**	**0.0053**	**0.10**	**0.10**		**1**	**ICPMS**	**12/07/07**	**16:26**
Selenium	82	0.16	0.50	0.16	U	1	ICPMS	12/07/07	16:26
Silver	**107**	**0.0021**	**0.10**	**0.0066**	**B**	**1**	**ICPMS**	**12/07/07**	**11:13**
Thallium	**205**	**0.0023**	**0.10**	**0.0046**	**B**	**1**	**ICPMS**	**12/07/07**	**16:26**
Vanadium	**51**	**0.025**	**0.50**	**0.027**	**B**	**1**	**ICPMS**	**12/07/07**	**16:26**
Zinc	**68**	**0.012**	**1.0**	**0.40**	**B**	**1**	**ICPMS**	**12/07/07**	**16:26**

Comments: Lot #: A7K290236

U Result is less than the IDL

B Result is between IDL and RL

Test America North Canton

Metals Data Reporting Form

Preparation Blank Results

Lab Sample ID: KC6E3B

Matrix: Soil **Units:** mg/kg **Prep Date:** 11/30/07 **Prep Batch:** 7334031Hg

Weight: 0.60 **Volume:** 100 **Percent Moisture:** NA

Element	WL/ Mass	IDL	Report Limit	Conc	Q	DF	Instr	Anal Date	Anal Time
Mercury	253.7	0.017	0.10	0.017	U	1	CVAA	11/30/07	15:21

Comments: Lot #: A7K290236

5.21.0

U Result is less than the IDL

B Result is between IDL and RL

Form 3 Equivalent

SDG 7K29236

Soil

Affected Analyte	Sample	Reported Result	Qualifier	Interferent	Interferent level in ICS	Conc. ICS	Interferent Level	Est. Interference	Validation Action	Validation Action
Sb	SB-500-0001	0.16		Fe	200000	0.28	13200	0.02	XBC	na
Ba		25.7			200000	0.78	13200	0.05	na	na
Cd		0.2			200000	0.038	13200	0.00	na	na
Cr		9.9			200000	2	13200	0.13	na	na
Co		2.7			200000	0.11	13200	0.01	na	na
Cu		7			200000	2	13200	0.13	na	na
Pb		15.9			200000	0.14	13200	0.01	na	na
Mn		48.8			200000	15	13200	0.99	na	na
Mo		0.34			200000	1220	13200	80.52	XBC	na
Ni		4.8			200000	2	13200	0.13	na	na
Ag		0.04			200000	0.051	13200	0.00	na	na
Zn		42.7			200000	3	13200	0.20	na	na

Sb	SB-500-0406	0.091		Fe	200000	0.28	9880	0.01	XBC	na
Ba		6.2			200000	0.78	9880	0.04	na	na
Cd		0.0084			200000	0.038	9880	0.00	XBC	na
Cr		7.4			200000	2	9880	0.10	na	na
Co		1.2			200000	0.11	9880	0.01	na	na
Cu		3.6			200000	2	9880	0.10	na	na
Pb		1.6			200000	0.14	9880	0.01	na	na
Mn		19.6			200000	15	9880	0.74	na	na
Mo		0.13			200000	1220	9880	60.27	XBC	na
Ni		4			200000	2	9880	0.10	na	na
Ag		0.036			200000	0.051	9880	0.00	na	na
Zn		5.7			200000	3	9880	0.15	na	na

Sb	SB-500-0810	0.098		Fe	200000	0.28	10900	0.02	XBC	na
Ba		8.5			200000	0.78	10900	0.04	na	na
Cd		0.016			200000	0.038	10900	0.00	XK	na
Cr		10.8			200000	2	10900	0.11	na	na
Co		1.7			200000	0.11	10900	0.01	na	na
Cu		4.5			200000	2	10900	0.11	na	na
Pb		1.3			200000	0.14	10900	0.01	na	na
Mn		18.6			200000	15	10900	0.82	na	na
Mo		0.13			200000	1220	10900	66.49	XBC	na
Ni		6.4			200000	2	10900	0.11	na	na
Ag		0.04			200000	0.051	10900	0.00	na	na
Zn		8.4			200000	3	10900	0.16	na	na

Sb	SB-501-0001	0.55		Fe	200000	0.28	13800	0.02	na	na
Ba		34.5			200000	0.78	13800	0.05	na	na
Cd		0.2			200000	0.038	13800	0.00	na	na
Cr		13.8			200000	2	13800	0.14	na	na
Co		4.8			200000	0.11	13800	0.01	na	na
Cu		7.9			200000	2	13800	0.14	na	na
Pb		12.3			200000	0.14	13800	0.01	na	na
Mn		53.2			200000	15	13800	1.04	na	na
Mo		0.42			200000	1220	13800	84.18	XBC	na
Ni		6.7			200000	2	13800	0.14	na	na
Ag		0.081			200000	0.051	13800	0.00	na	na
Zn		36.1			200000	3	13800	0.21	na	na

Sb	SB-501-0406	0.068		Fe	200000	0.28	7710	0.01	XBC	na
Ba		6.5			200000	0.78	7710	0.03	na	na
Cd		0.0056			200000	0.038	7710	0.00	XBC	na
Cr		6			200000	2	7710	0.08	na	na
Co		1.7			200000	0.11	7710	0.00	na	na
Cu		4.9			200000	2	7710	0.08	na	na
Pb		1.8			200000	0.14	7710	0.01	na	na
Mn		29			200000	15	7710	0.58	na	na
Mo		0.17			200000	1220	7710	47.03	XBC	na
Ni		2.1			200000	2	7710	0.08	na	na
Ag		0.026			200000	0.051	7710	0.00	na	na
Zn		7.4			200000	3	7710	0.12	na	na

Sb	SB-501-0810	0.18		Fe	200000	0.28	25800	0.04	J	na
Ba		13.8			200000	0.78	25800	0.10	na	na
Cd		0.018			200000	0.038	25800	0.00	XK	na
Cr		15.7			200000	2	25800	0.26	na	na
Co		4.1			200000	0.11	25800	0.01	na	na
Cu		12.4			200000	2	25800	0.26	na	na
Pb		5.1			200000	0.14	25800	0.02	na	na
Mn		70.4			200000	15	25800	1.94	na	na
Mo		0.078	u		200000	1220	25800	157.38	na	na
Ni		14.7			200000	2	25800	0.26	na	na
Ag		0.078			200000	0.051	25800	0.01	na	na
Zn		24.8			200000	3	25800	0.39	na	na

Sb	SB-502-0001	0.12		Fe	200000	0.28	5610	0.01	na	na
Ba		34			200000	0.78	5610	0.02	na	na
Cd		0.19			200000	0.038	5610	0.00	na	na

Cr		8.4			200000	2	5610	0.06	na	na
Co		2.2			200000	0.11	5610	0.00	na	na
Cu		5.6			200000	2	5610	0.06	na	na
Pb		20.4			200000	0.14	5610	0.00	na	na
Mn		81.6			200000	15	5610	0.42	na	na
Mo		0.22			200000	1220	5610	34.22	XBC	na
Ni		5.8			200000	2	5610	0.06	na	na
Ag		0.056			200000	0.051	5610	0.00	na	na
Zn		39.7			200000	3	5610	0.08	na	na

Sb	SB-502-0406	0.17		Fe	200000	0.28	5570	0.01	na	na
Ba		6.5			200000	0.78	5570	0.02	na	na
Cd		0.056			200000	0.038	5570	0.00	na	na
Cr		5.9			200000	2	5570	0.06	na	na
Co		1.1			200000	0.11	5570	0.00	na	na
Cu		2.3			200000	2	5570	0.06	na	na
Pb		3.6			200000	0.14	5570	0.00	na	na
Mn		44			200000	15	5570	0.42	na	na
Mo		0.14			200000	1220	5570	33.98	XBC	na
Ni		1.6			200000	2	5570	0.06	na	na
Ag		0.031			200000	0.051	5570	0.00	na	na
Zn		13.9			200000	3	5570	0.08	na	na

Sb	SB-503-0001	2.2		Fe	200000	0.28	13300	0.02	na	na
Ba		121			200000	0.77	13300	0.05	na	na
Cd		1.5			200000	0.038	13300	0.00	na	na
Cr		33.4			200000	2	13300	0.13	na	na
Co		5			200000	0.11	13300	0.01	na	na
Cu		12.7			200000	2	13300	0.13	na	na
Pb		68.2			200000	0.16	13300	0.01	na	na
Mn		1370			200000	15	13300	1.00	na	na
Mo		0.59			200000	1220	13300	81.13	J	na
Ni		11			200000	2	13300	0.13	na	na
Ag		0.23			200000	0.051	13300	0.00	na	na
Va		53.4			200000	0.14	13300	0.01	na	na
Zn		175			200000	3	13300	0.20	na	na

Sb	SB-503-1012	0.26		Fe	200000	0.2	34200	0.03	XK	na
As		1.7			200000	0.18	34200	0.03	na	na
Ba		12.8			200000	0.8	34200	0.14	na	na
Cd		0.043			200000	0.82	34200	0.14	XK	na
Cr		14.1			200000	2	34200	0.34	na	na
Co		3.3			200000	0.14	34200	0.02	na	na

Cu		12.4			200000	2	34200	0.34	na	na
Pb		5.8			200000	0.14	34200	0.02	na	na
Mn		69.9			200000	15	34200	2.57	na	na
Mo		0.22			200000	1420	34200	242.82	*BC	na
Ni		12.1			200000	3	34200	0.51	na	na
Ag		0.1			200000	0.063	34200	0.01	*K	na
Tl		0.056			200000	0.005	34200	0.00	na	na
Zn		17.5			200000	3	34200	0.51	na	na

Sb	SB-504-0001	0.089		Fe	200000	0.2	20800	0.02	*BC	na
As		0.53			200000	0.18	20800	0.02	na	na
Ba		153			200000	0.8	20800	0.08	na	na
Cd		0.41			200000	0.82	20800	0.09	*K	na
Cr		12.7			200000	2	20800	0.21	na	na
Co		4.6			200000	0.14	20800	0.01	na	na
Cu		13.8			200000	2	20800	0.21	na	na
Pb		8.6			200000	0.14	20800	0.01	na	na
Mn		231			200000	15	20800	1.56	na	na
Mo		0.78			200000	1420	20800	147.68	*BC	na
Ni		6.9			200000	3	20800	0.31	na	na
Ag		0.092			200000	0.063	20800	0.01	na	na
Tl		0.38			200000	0.005	20800	0.00	na	na
Zn		63.8			200000	3	20800	0.31	na	na

Sb	SB-504-0406	0.14		Fe	200000	0.2	15400	0.02	*BC	na
As		2			200000	0.18	15400	0.01	na	na
Ba		50.7			200000	0.8	15400	0.06	na	na
Cd		0.67			200000	0.82	15400	0.06	na	na
Cr		12.9			200000	2	15400	0.15	na	na
Co		8.6			200000	0.14	15400	0.01	na	na
Cu		12.9			200000	2	15400	0.15	na	na
Pb		14.4			200000	0.14	15400	0.01	na	na
Mn		88.8			200000	15	15400	1.16	na	na
Mo		0.38			200000	1420	15400	109.34	*BC	na
Ni		10.9			200000	3	15400	0.23	na	na
Ag		0.16			200000	0.063	15400	0.00	na	na
Tl		0.099			200000	0.005	15400	0.00	na	na
Zn		41.1			200000	3	15400	0.23	na	na

Sb	SB-504-0810	0.13		Fe	200000	0.2	18900	0.02	*BC	na
As		1.2			200000	0.18	18900	0.02	na	na
Ba		89.2			200000	0.8	18900	0.08	na	na
Cd		0.38			200000	0.82	18900	0.08	*K	na

Cr		13.3			200000	2	18900	0.19	na	na
Co		4.5			200000	0.14	18900	0.01	na	na
Cu		16.6			200000	2	18900	0.19	na	na
Pb		10.4			200000	0.14	18900	0.01	na	na
Mn		168			200000	15	18900	1.42	na	na
Mo		1.3			200000	1420	18900	134.19	XBJ	na
Ni		11.1			200000	3	18900	0.28	na	na
Ag		0.094			200000	0.063	18900	0.01	na	na
Tl		0.21			200000	0.005	18900	0.00	na	na
Zn		45.7			200000	3	18900	0.28	na	na

Sb	SB-505-0001	0.89		Fe	200000	0.2	9150	0.01	na	na
As		3.5			200000	0.18	9150	0.01	na	na
Ba		90			200000	0.8	9150	0.04	na	na
Cd		6.4			200000	0.82	9150	0.04	na	na
Cr		83.7			200000	2	9150	0.09	na	na
Co		4			200000	0.14	9150	0.01	na	na
Cu		26.8			200000	2	9150	0.09	na	na
Pb		278			200000	0.14	9150	0.01	na	na
Mn		11.2			200000	15	9150	0.69	na	na
Mo		1.2			200000	1420	9150	64.97	XBJ	na
Ni		18.5			200000	3	9150	0.14	na	na
Ag		0.38			200000	0.063	9150	0.00	na	na
Tl		0.098			200000	0.005	9150	0.00	na	na
Zn		302			200000	3	9150	0.14	na	na

Sb	SB-505-0406	0.17		Fe	200000	0.2	17700	0.02	XBC	na
As		1.2			200000	0.18	17700	0.02	na	na
Ba		21.1			200000	0.8	17700	0.07	na	na
Cd		0.018			200000	0.82	17700	0.07	XK	na
Cr		10.2			200000	2	17700	0.18	na	na
Co		6.3			200000	0.14	17700	0.01	na	na
Cu		14.6			200000	2	17700	0.18	na	na
Pb		3.7			200000	0.14	17700	0.01	na	na
Mn		34.5			200000	15	17700	1.33	na	na
Mo		0.15			200000	1420	17700	125.67	XJ	na
Ni		10.3			200000	3	17700	0.27	na	na
Ag		0.073			200000	0.063	17700	0.01	na	na
Tl		0.051			200000	0.005	17700	0.00	na	na
Zn		19.5			200000	3	17700	0.27	na	na

Sb	SB-505-0810	0.12		Fe	200000	0.2	17000	0.02	XBC	na
As		1.7			200000	0.18	17000	0.02	na	na

Ba		16.6			200000	0.8	17000	0.07	na	na
Cd		0.069			200000	0.82	17000	0.07	XK	na
Cr		12.8			200000	2	17000	0.17	na	na
Co		4.6			200000	0.14	17000	0.01	na	na
Cu		11.7			200000	2	17000	0.17	na	na
Pb		4			200000	0.14	17000	0.01	na	na
Mn		31.3			200000	15	17000	1.28	na	na
Mo		0.42			200000	1420	17000	120.70	XBL	na
Ni		6.5			200000	3	17000	0.26	na	na
Ag		0.07			200000	0.063	17000	0.01	na	na
Tl		0.04			200000	0.005	17000	0.00	na	na
Zn		18.1			200000	3	17000	0.26	na	na

Sb	SB-506-0001	0.073		Fe	200000	0.2	13700	0.01	XBL	na
As		1.8			200000	0.18	13700	0.01	na	na
Ba		19.2			200000	0.8	13700	0.05	na	na
Cd		0.014			200000	0.82	13700	0.06	XBL	na
Cr		7.1			200000	2	13700	0.14	na	na
Co		2.1			200000	0.14	13700	0.01	na	na
Cu		3.8			200000	2	13700	0.14	na	na
Pb		4			200000	0.14	13700	0.01	na	na
Mn		172			200000	15	13700	1.03	na	na
Mo		0.3			200000	1420	13700	97.27	XBL	na
Ni		4.1			200000	3	13700	0.21	na	na
Ag		0.049			200000	0.063	13700	0.00	na	na
Tl		0.054			200000	0.005	13700	0.00	na	na
Zn		12.2			200000	3	13700	0.21	na	na

Sb	SB-506-0406	0.045		Fe	200000	0.2	8880	0.01	XBL	na
As		1.6			200000	0.18	8880	0.01	na	na
Ba		17.9			200000	0.8	8880	0.04	na	na
Cd		0.022			200000	0.82	8880	0.04	XK	na
Cr		8.7			200000	2	8880	0.09	na	na
Co		3.3			200000	0.14	8880	0.01	na	na
Cu		7			200000	2	8880	0.09	na	na
Pb		4.4			200000	0.14	8880	0.01	na	na
Mn		41.5			200000	15	8880	0.67	na	na
Mo		0.12			200000	1420	8880	63.05	XBL	na
Ni		8.2			200000	3	8880	0.13	na	na
Ag		0.051			200000	0.063	8880	0.00	na	na
Tl		0.047			200000	0.005	8880	0.00	na	na
Zn		26.3			200000	3	8880	0.13	na	na

Sb	SB-506-0810	0.033		Fe	200000	0.2	6210	0.01	XBC	na
As		1			200000	0.18	6210	0.01	na	na
Ba		9.5			200000	0.8	6210	0.02	na	na
Cd		0.0077			200000	0.82	6210	0.03	XBC	na
Cr		4.4			200000	2	6210	0.06	na	na
Co		2.4			200000	0.14	6210	0.00	na	na
Cu		4.6			200000	2	6210	0.06	na	na
Pb		2.4			200000	0.14	6210	0.00	na	na
Mn		29.3			200000	15	6210	0.47	na	na
Mo		0.16			200000	1420	6210	44.09	XBC	na
Ni		2.8			200000	3	6210	0.09	na	na
Ag		0.034			200000	0.063	6210	0.00	na	na
Tl		0.027			200000	0.005	6210	0.00	na	na
Zn		9.8			200000	3	6210	0.09	na	na

Sb	SB-507-0001	0.13		Fe	200000	0.2	20400	0.02	XBC	na
As		2.1			200000	0.18	20400	0.02	na	na
Ba		20.7			200000	0.8	20400	0.08	na	na
Cd		0.11			200000	0.82	20400	0.08	XK	na
Cr		11.2			200000	2	20400	0.20	na	na
Co		10.8			200000	0.14	20400	0.01	na	na
Cu		12.7			200000	2	20400	0.20	na	na
Pb		10.9			200000	0.14	20400	0.01	na	na
Mn		135			200000	15	20400	1.53	na	na
Mo		0.15			200000	1420	20400	144.84	XBC	na
Ni		15.6			200000	3	20400	0.31	na	na
Ag		0.2			200000	0.063	20400	0.01	na	na
Tl		0.07			200000	0.005	20400	0.00	na	na
Zn		78.2			200000	3	20400	0.31	na	na

Sb	SB-507-0406	0.067		Fe	200000	0.2	13600	0.01	XBC	na
As		2.3			200000	0.18	13600	0.01	na	na
Ba		20.6			200000	0.8	13600	0.05	na	na
Cd		0.038			200000	0.82	13600	0.06	XK	na
Cr		11.1			200000	2	13600	0.14	na	na
Co		3.3			200000	0.14	13600	0.01	na	na
Cu		6.8			200000	2	13600	0.14	na	na
Pb		6.8			200000	0.14	13600	0.01	na	na
Mn		44.7			200000	15	13600	1.02	na	na
Mo		0.33			200000	1420	13600	96.56	XBC	na
Ni		7.1			200000	3	13600	0.20	na	na
Ag		0.077			200000	0.063	13600	0.00	na	na
Tl		0.13			200000	0.005	13600	0.00	na	na
Zn		25.4			200000	3	13600	0.20	na	na

Sb	SB-507-0810	0.036		Fe	200000	0.2	3760	0.00	na	na
As		1.1			200000	0.18	3760	0.00	na	na
Ba		9.8			200000	0.8	3760	0.02	na	na
Cd		0.028			200000	0.82	3760	0.02	X K	na
Cr		7.5			200000	2	3760	0.04	na	na
Co		1.2			200000	0.14	3760	0.00	na	na
Cu		6.3			200000	2	3760	0.04	na	na
Pb		3.3			200000	0.14	3760	0.00	na	na
Mn		8.1			200000	15	3760	0.28	na	na
Mo		0.11			200000	1420	3760	26.70	X BC	na
Ni		4.2			200000	3	3760	0.06	na	na
Ag		0.036			200000	0.063	3760	0.00	na	na
Tl		0.041			200000	0.005	3760	0.00	na	na
Zn		8.5			200000	3	3760	0.06	na	na

Sb	SB-508-0001	0.14		Fe	200000	0.2	13800	0.01	na	na
As		2.5			200000	0.18	13800	0.01	na	na
Ba		19.3			200000	0.8	13800	0.06	na	na
Cd		0.044			200000	0.82	13800	0.06	X K	na
Cr		11.1			200000	2	13800	0.14	na	na
Co		27.2			200000	0.14	13800	0.01	na	na
Cu		10.8			200000	2	13800	0.14	na	na
Pb		3.8			200000	0.14	13800	0.01	na	na
Mn		42.1			200000	15	13800	1.04	na	na
Mo		0.58			200000	1420	13800	97.98	X BC	na
Ni		9.1			200000	3	13800	0.21	na	na
Ag		0.14			200000	0.063	13800	0.00	na	na
Tl		0.038			200000	0.005	13800	0.00	na	na
Zn		16.2			200000	3	13800	0.21	na	na

Sb	SB-508-0406	0.11		Fe	200000	0.2	17700	0.02	na	na
As		1.4			200000	0.18	17700	0.02	na	na
Ba		11.4			200000	0.8	17700	0.07	na	na
Cd		0.014			200000	0.82	17700	0.07	X BC	na
Cr		9.1			200000	2	17700	0.18	na	na
Co		2.3			200000	0.14	17700	0.01	na	na
Cu		10.6			200000	2	17700	0.18	na	na
Pb		3.4			200000	0.14	17700	0.01	na	na
Mn		14.3			200000	15	17700	1.33	na	na
Mo		0.13			200000	1420	17700	125.67	X BC	na
Ni		6.6			200000	3	17700	0.27	na	na
Ag		0.078			200000	0.063	17700	0.01	na	na

Tl		0.046			200000	0.005	17700	0.00	na	na
Zn		16.8			200000	3	17700	0.27	na	na

Sb	SB-508-0810	0.084		Fe	200000	0.2	8540	0.01	na	na
As		0.42			200000	0.18	8540	0.01	na	na
Ba		8.5			200000	0.8	8540	0.03	na	na
Cd		0.016			200000	0.82	8540	0.04	XK	na
Cr		13.2			200000	2	8540	0.09	na	na
Co		3.5			200000	0.14	8540	0.01	na	na
Cu		11.4			200000	2	8540	0.09	na	na
Pb		3.3			200000	0.14	8540	0.01	na	na
Mn		18.8			200000	15	8540	0.64	na	na
Mo		0.079	u		200000	1420	8540	60.63	na	na
Ni		10.3			200000	3	8540	0.13	na	na
Ag		0.05			200000	0.063	8540	0.00	na	na
Tl		0.035			200000	0.005	8540	0.00	na	na
Zn		14.8			200000	3	8540	0.13	na	na

Sb	DUP-01	0.49		Fe	200000	0.2	8010	0.01	na	na
As		2.3			200000	0.18	8010	0.01	na	na
Ba		43.2			200000	0.8	8010	0.03	na	na
Cd		0.82			200000	0.82	8010	0.03	na	na
Cr		18			200000	2	8010	0.08	na	na
Co		3.1			200000	0.14	8010	0.01	na	na
Cu		11.5			200000	2	8010	0.08	na	na
Pb		38			200000	0.14	8010	0.01	na	na
Mn		205			200000	15	8010	0.60	na	na
Mo		0.33			200000	1420	8010	56.87	XBC	na
Ni		6.6			200000	3	8010	0.12	na	na
Ag		0.24			200000	0.063	8010	0.00	na	na
Tl		0.083			200000	0.005	8010	0.00	na	na
Zn		80.6			200000	3	8010	0.12	na	na

Sb	DUP-02	0.059		Fe	200000	0.2	9860	0.01	na	na
As		1.7			200000	0.18	9860	0.01	na	na
Ba		15			200000	0.8	9860	0.04	na	na
Cd		0.018			200000	0.82	9860	0.04	XK	na
Cr		10.2			200000	2	9860	0.10	na	na
Co		2.4			200000	0.14	9860	0.01	na	na
Cu		5.7			200000	2	9860	0.10	na	na
Pb		4.2			200000	0.14	9860	0.01	na	na
Mn		46.5			200000	15	9860	0.74	na	na
Mo		0.19			200000	1420	9860	70.01	XBC	na

Ni		5.4			200000	3	9860	0.15	na	na
Ag		0.035			200000	0.063	9860	0.00	na	na
Tl		0.063			200000	0.005	9860	0.00	na	na
Zn		16.6			200000	3	9860	0.15	na	na

Sb	DUP-03	0.079		Fe	200000	0.2	11400	0.01	na	na
As		1			200000	0.18	11400	0.01	na	na
Ba		8.1			200000	0.8	11400	0.05	na	na
Cd		0.014			200000	0.82	11400	0.05	XBC	na
Cr		6.7			200000	2	11400	0.11	na	na
Co		1.7			200000	0.14	11400	0.01	na	na
Cu		8.2			200000	2	11400	0.11	na	na
Pb		2.8			200000	0.14	11400	0.01	na	na
Mn		132			200000	15	11400	0.86	na	na
Mo		0.092			200000	1420	11400	80.94	XBC	na
Ni		5.6			200000	3	11400	0.17	na	na
Ag		0.079			200000	0.063	11400	0.00	na	na
Tl		0.036			200000	0.005	11400	0.00	na	na
Zn		9.4			200000	3	11400	0.17	na	na

Test America North Canton

Metals Data Reporting Form

Interference Check Standard AB

Instrument: ICPMS **Units:** ug/L

Chart Number: 120607a.rep **Acceptable Range:** 50% - 150%

Standard Source: _____ **Standard ID:** _____

Element	WL/ Mass	True Conc	QC Std 5 12/06/07 9:16 AM Found	% Rec	Found	% Rec	Found	% Rec	Found	% Rec	Found	% Rec
Antimony	121	100	111.4	**111.4**								
Arsenic	75	100	103.6	**103.6**								
Barium	135	100	105.8	**105.8**								
Beryllium	9	100	103.1	**103.1**								
Cadmium	111	100	99.8	**99.8**								
Chromium	52	100	106.6	**106.6**								
Cobalt	59	100	102.7	**102.7**								
Copper	65	100	99.5	**99.5**								
Lead	208	100	101.1	**101.1**								
Molybdenum	98	1000	1371.2	**137.1**								
Nickel	60	100	103.6	**103.6**								
Selenium	82	100	105.5	**105.5**								
Silver	107	100	96.2	**96.2**								
Thallium	205	100	97.7	**97.7**								
Vanadium	51	100	103.7	**103.7**								
Zinc	68	100	102.9	**102.9**								

N Spike recovery failed
NC Percent recovery was not calculated
U Result is less than the IDL

Form 4 Equivalent

Test America North Canton

Metals Data Reporting Form

Interference Check Standard A

Instrument: ICPMS **Units:** ug/L

Chart Number: 120607a.rep **Acceptable Range:** 0% - 0%

Standard Source: _____ **Standard ID:** _____

Element	WL/ Mass	Reporting Limit	True Conc	QC Std 4 12/06/07 9:12 AM Found	Found	Found	Found	Found
Antimony	121	2		0.280				
Arsenic	75	5		-0.001				
Barium	135	1		0.780				
Beryllium	9	1		0.017				
Cadmium	111	1		0.038				
Chromium	52	2		2				
Cobalt	59	1		0.110				
Copper	65	2		2				
Lead	208	1		0.140				
Molybdenum	98	2	1000	1220				
Nickel	60	1		2				
Selenium	82	5		-0.430				
Silver	107	1		0.051				
Thallium	205	1		0.008				
Vanadium	51	5		0.300				
Zinc	68	10		3				

Test America North Canton

Metals Data Reporting Form

Interference Check Standard AB

Instrument: ICPMS **Units:** ug/L

Chart Number: 120707a.rep **Acceptable Range:** 50% - 150%

Standard Source: _____ **Standard ID:** _____

Element	WL/ Mass	True Conc	QC Std 5 12/07/07 10:19 AM Found	% Rec	Found	% Rec	Found	% Rec	Found	% Rec	Found	% Rec
Antimony	121	100	112.1	**112.1**								
Barium	135	100	106.9	**106.9**								
Chromium	52	100	110.1	**110.1**								
Lead	208	100	107.0	**107.0**								
Silver	107	100	101.8	**101.8**								
Vanadium	51	100	107.2	**107.2**								
Zinc	68	100	103.1	**103.1**								

Test America North Canton

Metals Data Reporting Form

Interference Check Standard A

Instrument: ICPMS **Units:** ug/L

Chart Number: 120707a.rep **Acceptable Range:** 0% - 0%

Standard Source: _____ **Standard ID:** _____

Element	WL/ Mass	Reporting Limit	True Conc	QC Std 4 12/07/07 10:15 AM Found	Found	Found	Found	Found
Antimony	121	2		0.200				
Barium	135	1		0.770				
Chromium	52	2		2				
Lead	208	1		0.160				
Silver	107	1		0.063				
Vanadium	51	5		0.140				
Zinc	68	10		3				

U Result is less than the IDL

B Result is between IDL and RL

Form 4 Equivalent

Test America North Canton

Metals Data Reporting Form

Interference Check Standard AB

Instrument: ICPMS **Units:** ug/L

Chart Number: 120707b.rep **Acceptable Range:** 50% - 150%

Standard Source: _____ **Standard ID:** _____

Element	WL/ Mass	True Conc	QC Std 5 12/07/07 4:06 PM Found	% Rec	Found	% Rec	Found	% Rec	Found	% Rec	Found	% Rec
Arsenic	75	100	96.8	**96.8**								
Barium	135	100	96.3	**96.3**								
Beryllium	9	100	98.3	**98.3**								
Cadmium	111	100	96.1	**96.1**								
Chromium	52	100	100.9	**100.9**								
Cobalt	59	100	92.8	**92.8**								
Copper	65	100	89.3	**89.3**								
Lead	208	100	98.8	**98.8**								
Molybdenum	98	1000	1473.8	**147.4**								
Nickel	60	100	93.0	**93.0**								
Selenium	82	100	98.9	**98.9**								
Thallium	205	100	95.2	**95.2**								
Vanadium	51	100	96.8	**96.8**								
Zinc	68	100	92.5	**92.5**								

N Spike recovery failed
NC Percent recovery was not calculated
U Result is less than the IDL

Form 4 Equivalent

Test America North Canton

Metals Data Reporting Form

Interference Check Standard A

Instrument: ICPMS **Units:** ug/L

Chart Number: 120707b.rep **Acceptable Range:** 0% - 0%

Standard Source: _____ **Standard ID:** _____

Element	WL/ Mass	Reporting Limit	True Conc	QC Std 4 12/07/07 3:51 PM Found	Found	Found	Found	Found
Arsenic	75	5		0.180				
Barium	135	1		0.800				
Beryllium	9	1		0.004				
Cadmium	111	1		0.820				
Chromium	52	2		2				
Cobalt	59	1		0.140				
Copper	65	2		2				
Lead	208	1		0.140				
Molybdenum	98	2	1000	1420				
Nickel	60	1		3				
Selenium	82	5		0.058				
Thallium	205	1		0.005				
Vanadium	51	5		0.340				
Zinc	68	10		3				

U Result is less than the IDL

B Result is between IDL and RL

Form 4 Equivalent

Test America North Canton

Metals Data Reporting Form

Interference Check Standard AB

Instrument: ICPST **Units:** ug/L

Chart Number: I61204A.ARC **Acceptable Range:** 80% - 120%

Standard Source: Ultra **Standard ID:**

Element	WL/ Mass	True Conc	ICSAB 12/04/07 8:41 AM Found	% Rec	Found	% Rec	Found	% Rec	Found	% Rec	Found	% Rec
Iron	271.441	200000	199040.3	**99.5**								
Manganese	257.61	500	499.0	**99.8**								

5.21.0

N Spike recovery failed
NC Percent recovery was not calculated
U Result is less than the IDL

Form 4 Equivalent

Test America North Canton

Metals Data Reporting Form

Interference Check Standard A

Instrument: ICPST **Units:** ug/L

Chart Number: I61204A.ARC **Acceptable Range:** 80% - 120%

Standard Source: Ultra **Standard ID:**

Element	WL/ Mass	Reporting Limit	True Conc	ICSA 12/04/07 8:36 AM Found	Found	Found	Found	Found
Iron	271.441		200000	200000				
Manganese	257.61	15		15				

5.21.0

U Result is less than the IDL

B Result is between IDL and RL

Form 4 Equivalent

LABORATORY CONTROL SAMPLE EVALUATION REPORT

TOTAL Metals

Client Lot #...: A7K290236 **Matrix.....:** SOLID

PARAMETER	PERCENT RECOVERY	RECOVERY LIMITS	METHOD	PREPARATION-ANALYSIS DATE	WORK ORDER #
LCS Lot-Sample#: A7K300000-030 **Prep Batch #...:** 7334030					
Antimony	101	(80 - 120)	SW846 6020 Dilution Factor: 10	11/30-12/06/07	KC6E11AX
Arsenic	85	(73 - 110)	SW846 6020 Dilution Factor: 1	11/30-12/06/07	KC6E11A0
Barium	86	(70 - 110)	SW846 6020 Dilution Factor: 1	11/30-12/06/07	KC6E11A1
Beryllium	89	(79 - 110)	SW846 6020 Dilution Factor: 1	11/30-12/06/07	KC6E11A2
Cadmium	86	(74 - 110)	SW846 6020 Dilution Factor: 1	11/30-12/06/07	KC6E11A3
Chromium	83	(70 - 110)	SW846 6020 Dilution Factor: 1	11/30-12/06/07	KC6E11A4
Cobalt	79	(74 - 110)	SW846 6020 Dilution Factor: 1	11/30-12/06/07	KC6E11A5
Copper	84	(73 - 110)	SW846 6020 Dilution Factor: 1	11/30-12/06/07	KC6E11A6
Lead	88	(75 - 110)	SW846 6020 Dilution Factor: 1	11/30-12/06/07	KC6E11A7
Molybdenum	75	(30 - 140)	SW846 6020 Dilution Factor: 1	11/30-12/06/07	KC6E11A8
Nickel	86	(75 - 110)	SW846 6020 Dilution Factor: 1	11/30-12/06/07	KC6E11A9
Selenium	86	(73 - 110)	SW846 6020 Dilution Factor: 1	11/30-12/06/07	KC6E11CA
Silver	94	(80 - 120)	SW846 6020 Dilution Factor: 10	11/30-12/06/07	KC6E11CC
Thallium	88	(71 - 110)	SW846 6020 Dilution Factor: 1	11/30-12/06/07	KC6E11CD

(Continued on next page)

LABORATORY CONTROL SAMPLE EVALUATION REPORT

TOTAL Metals

Client Lot #...: A7K290236 **Matrix.....:** SOLID

PARAMETER	PERCENT RECOVERY	RECOVERY LIMITS	METHOD	PREPARATION-ANALYSIS DATE	WORK ORDER #
Vanadium	82	(72 - 110)	SW846 6020	11/30-12/06/07	KC6E11CE
		Dilution Factor: 1			
Zinc	94	(72 - 113)	SW846 6020	11/30-12/06/07	KC6E11CF
		Dilution Factor: 1			
Mercury	100	(81 - 116)	SW846 7471A	11/30/07	KC6E11CJ
		Dilution Factor: 1			
Iron	105	(73 - 137)	SW846 6010B	11/30-12/04/07	KC6E11CG
		Dilution Factor: 1			
Manganese	95	(80 - 120)	SW846 6010B	11/30-12/04/07	KC6E11CH
		Dilution Factor: 1			
LCS Lot-Sample#: A7K300000-031 **Prep Batch #...:** 7334031					
Antimony	100	(80 - 120)	SW846 6020	11/30-12/07/07	KC6E31A1
		Dilution Factor: 10			
Arsenic	83	(73 - 110)	SW846 6020	11/30-12/07/07	KC6E31A2
		Dilution Factor: 1			
Barium	82	(70 - 110)	SW846 6020	11/30-12/07/07	KC6E31A3
		Dilution Factor: 1			
Beryllium	82	(79 - 110)	SW846 6020	11/30-12/07/07	KC6E31A4
		Dilution Factor: 1			
Cadmium	81	(74 - 110)	SW846 6020	11/30-12/07/07	KC6E31A5
		Dilution Factor: 1			
Chromium	87	(70 - 110)	SW846 6020	11/30-12/07/07	KC6E31A6
		Dilution Factor: 1			
Cobalt	86	(74 - 110)	SW846 6020	11/30-12/07/07	KC6E31A7
		Dilution Factor: 1			
Copper	82	(73 - 110)	SW846 6020	11/30-12/07/07	KC6E31A8
		Dilution Factor: 1			
Lead	87	(75 - 110)	SW846 6020	11/30-12/07/07	KC6E31A9
		Dilution Factor: 1			

(Continued on next page)

LABORATORY CONTROL SAMPLE EVALUATION REPORT

TOTAL Metals

Client Lot #...: A7K290236 **Matrix.....:** SOLID

PARAMETER	PERCENT RECOVERY	RECOVERY LIMITS	METHOD	PREPARATION-ANALYSIS DATE	WORK ORDER #
Molybdenum	78	(30 - 140)	SW846 6020	11/30-12/07/07	KC6E31CA
		Dilution Factor: 1			
Nickel	82	(75 - 110)	SW846 6020	11/30-12/07/07	KC6E31CC
		Dilution Factor: 1			
Selenium	82	(73 - 110)	SW846 6020	11/30-12/07/07	KC6E31CD
		Dilution Factor: 1			
Silver	105	(80 - 120)	SW846 6020	11/30-12/07/07	KC6E31CE
		Dilution Factor: 10			
Thallium	84	(71 - 110)	SW846 6020	11/30-12/07/07	KC6E31CF
		Dilution Factor: 1			
Vanadium	85	(72 - 110)	SW846 6020	11/30-12/07/07	KC6E31CG
		Dilution Factor: 1			
Zinc	90	(72 - 113)	SW846 6020	11/30-12/07/07	KC6E31CH
		Dilution Factor: 1			
Mercury	107	(81 - 116)	SW846 7471A	11/30/07	KC6E31A0
		Dilution Factor: 1			
Manganese	96	(80 - 120)	SW846 6010B	11/30-12/04/07	KC6E31AX
		Dilution Factor: 1			
Iron	114	(73 - 137)	SW846 6010B	11/30-12/04/07	KC6E31CJ
		Dilution Factor: 1			

NOTE(S):

Calculations are performed before rounding to avoid round-off errors in calculated results.

MATRIX SPIKE SAMPLE DATA REPORT

TOTAL Metals

Client Lot #...: A7K290236 **Matrix.....:** SO
Date Sampled...: 11/27/07 09:40 **Date Received..:** 11/29/07

PARAMETER	SAMPLE AMOUNT	SPIKE AMT	MEASURED AMOUNT	UNITS	PERCENT RECOVERY	METHOD	PREPARATION-ANALYSIS DATE	WORK ORDER #
MS Lot-Sample #: A7K290236-001 **Prep Batch #...:** 7334030								
Antimony	0.16	56.7	26.2 N Dilution Factor: 10	mg/kg	46	SW846 6020	11/30-12/06/07	KC3971A4
Arsenic	1.3	11.3	8.6 Dilution Factor: 1	mg/kg	64	SW846 6020	11/30-12/06/07	KC3971A5
Barium	25.7	11.3	34.7 Dilution Factor: 1	mg/kg	79	SW846 6020	11/30-12/06/07	KC3971A6
Beryllium	0.36	11.3	10.5 Dilution Factor: 1	mg/kg	89	SW846 6020	11/30-12/06/07	KC3971A7
Cadmium	0.20	11.3	9.6 Dilution Factor: 1	mg/kg	83	SW846 6020	11/30-12/06/07	KC3971A8
Chromium	9.9	11.3	27.4 Dilution Factor: 1	mg/kg	154	SW846 6020	11/30-12/06/07	KC3971A9
Cobalt	2.7	11.3	10.8 Dilution Factor: 1	mg/kg	71	SW846 6020	11/30-12/06/07	KC3971CA
Copper	7.0	11.3	17.5 Dilution Factor: 1	mg/kg	92	SW846 6020	11/30-12/06/07	KC3971CC
Lead	15.9	11.3	20.4 Dilution Factor: 1	mg/kg	40	SW846 6020	11/30-12/06/07	KC3971CD
Molybdenum	0.34	11.3	6.5 Dilution Factor: 1	mg/kg	54	SW846 6020	11/30-12/06/07	KC3971CE
Nickel	4.8	11.3	14.9 Dilution Factor: 1	mg/kg	89	SW846 6020	11/30-12/06/07	KC3971CF
Selenium	0.29	11.3	5.4 Dilution Factor: 1	mg/kg	45	SW846 6020	11/30-12/06/07	KC3971CG
Silver	0.040	5.7	5.0 Dilution Factor: 10	mg/kg	87	SW846 6020	11/30-12/06/07	KC3971CH
Thallium	0.063	11.3	9.1 Dilution Factor: 1	mg/kg	80	SW846 6020	11/30-12/06/07	KC3971CJ

(Continued on next page)

MATRIX SPIKE SAMPLE DATA REPORT

TOTAL Metals

Client Lot #...: A7K290236 **Matrix.....:** SO
Date Sampled...: 11/27/07 09:40 **Date Received..:** 11/29/07

PARAMETER	SAMPLE AMOUNT	SPIKE AMT	MEASURED AMOUNT	UNITS	PERCENT RECOVERY	METHOD	PREPARATION-ANALYSIS DATE	WORK ORDER #
Vanadium	13.2	11.3	24.0	mg/kg	95	SW846 6020	11/30-12/06/07	KC3971CK
			Dilution Factor: 1					
Zinc	42.7	11.3	38.4 N	mg/kg	0	SW846 6020	11/30-12/06/07	KC3971CL
			Dilution Factor: 1					
Mercury	ND	0.19	0.20	mg/kg	106	SW846 7471A	11/30/07	KC3971CP
			Dilution Factor: 1					
Iron	13200	113	13200 NC	mg/kg	0	SW846 6010B	11/30-12/04/07	KC3971CM
			Dilution Factor: 1					
Manganese	48.8	56.7	83.4 N	mg/kg	61	SW846 6010B	11/30-12/04/07	KC3971CN
			Dilution Factor: 1					

NOTE(S):

Calculations are performed before rounding to avoid round-off errors in calculated results.

NC The recovery and/or RPD were not calculated.

N Spiked analyte recovery is outside stated control limits.

MATRIX SPIKE SAMPLE DATA REPORT

TOTAL Metals

Client Lot #...: A7K290236 **Matrix.....:** SO
Date Sampled...: 11/27/07 12:55 **Date Received..:** 11/29/07

PARAMETER	SAMPLE AMOUNT	SPIKE AMT	MEASURED AMOUNT	UNITS	PERCENT RECOVERY	METHOD	PREPARATION-ANALYSIS DATE	WORK ORDER #
MS Lot-Sample #: A7K290236-011 **Prep Batch #...:** 7334031								
Antimony	0.10	60.9	45.5 N	mg/kg	75	SW846 6020	11/30-12/07/07	KC4T91A6
			Dilution Factor: 10					
Arsenic	0.42	12.2	10.5	mg/kg	83	SW846 6020	11/30-12/07/07	KC4T91A7
			Dilution Factor: 1					
Barium	2.1	12.2	12.9	mg/kg	88	SW846 6020	11/30-12/07/07	KC4T91A8
			Dilution Factor: 1					
Beryllium	0.015	12.2	11.3	mg/kg	92	SW846 6020	11/30-12/07/07	KC4T91A9
			Dilution Factor: 1					
Cadmium	0.018	12.2	10.7	mg/kg	88	SW846 6020	11/30-12/07/07	KC4T91CA
			Dilution Factor: 1					
Chromium	3.2	12.2	13.5	mg/kg	85	SW846 6020	11/30-12/07/07	KC4T91CC
			Dilution Factor: 1					
Cobalt	0.18	12.2	10.7	mg/kg	87	SW846 6020	11/30-12/07/07	KC4T91CD
			Dilution Factor: 1					
Copper	1.9	12.2	12.4	mg/kg	86	SW846 6020	11/30-12/07/07	KC4T91CE
			Dilution Factor: 1					
Lead	2.4	12.2	11.6	mg/kg	76	SW846 6020	11/30-12/07/07	KC4T91CF
			Dilution Factor: 1					
Molybdenum	0.35	12.2	8.2	mg/kg	64	SW846 6020	11/30-12/07/07	KC4T91CG
			Dilution Factor: 1					
Nickel	0.39	12.2	10.4	mg/kg	82	SW846 6020	11/30-12/07/07	KC4T91CH
			Dilution Factor: 1					
Selenium	ND	12.2	9.8	mg/kg	81	SW846 6020	11/30-12/07/07	KC4T91CJ
			Dilution Factor: 1					
Silver	0.016	6.1	6.0	mg/kg	98	SW846 6020	11/30-12/07/07	KC4T91CK
			Dilution Factor: 10					
Thallium	0.011	12.2	10.7	mg/kg	88	SW846 6020	11/30-12/07/07	KC4T91CL
			Dilution Factor: 1					

(Continued on next page)

MATRIX SPIKE SAMPLE DATA REPORT

TOTAL Metals

Client Lot #...: A7K290236 **Matrix.....:** SO
Date Sampled...: 11/27/07 12:55 **Date Received..:** 11/29/07

PARAMETER	SAMPLE AMOUNT	SPIKE AMT	MEASURED AMOUNT	UNITS	PERCENT RECOVERY	METHOD	PREPARATION-ANALYSIS DATE	WORK ORDER #
Vanadium	5.3	12.2	15.8	mg/kg	86	SW846 6020	11/30-12/07/07	KC4T91CM
			Dilution Factor: 1					
Zinc	2.8	12.2	14.0	mg/kg	92	SW846 6020	11/30-12/07/07	KC4T91CN
			Dilution Factor: 1					
Mercury	ND	0.20	0.21	mg/kg	104	SW846 7471A	11/30/07	KC4T91A5
			Dilution Factor: 1					
Iron	1980	122	2720 NC	mg/kg	0	SW846 6010B	11/30-12/04/07	KC4T91CP
			Dilution Factor: 1					
Manganese	3.5	60.9	61.9	mg/kg	96	SW846 6010B	11/30-12/04/07	KC4T91A4
			Dilution Factor: 1					

NOTE(S):

Calculations are performed before rounding to avoid round-off errors in calculated results.

NC The recovery and/or RPD were not calculated.

N Spiked analyte recovery is outside stated control limits.

SAMPLE DUPLICATE EVALUATION REPORT

Metals

Client Lot #...: A7K290236 **Work Order #...:** KC397-SMP KC397-DUP **Matrix.....:** SO

Date Sampled...: 11/27/07 09:40 **Date Received..:** 11/29/07

% Moisture.....: 12

PARAM	RESULT	DUPLICATE RESULT	UNITS	RPD	RPD LIMIT	METHOD	PREPARATION-ANALYSIS DATE	PREP BATCH #
Antimony						SD Lot-Sample #: A7K290236-001		
	0.16 BN	0.24	mg/kg	40	(0-20)	SW846 6020	11/30-12/06/07	7334030
		Dilution Factor: 1						
Arsenic						SD Lot-Sample #: A7K290236-001		
	1.3	1.6	mg/kg	21	(0-20)	SW846 6020	11/30-12/06/07	7334030
		Dilution Factor: 1						
Barium						SD Lot-Sample #: A7K290236-001		
	25.7 *	18.2 *	mg/kg	34	(0-20)	SW846 6020	11/30-12/06/07	7334030
		Dilution Factor: 1						
Beryllium						SD Lot-Sample #: A7K290236-001		
	0.36	0.44	mg/kg	20	(0-20)	SW846 6020	11/30-12/06/07	7334030
		Dilution Factor: 1						
Cadmium						SD Lot-Sample #: A7K290236-001		
	0.20 *	0.032 B,*	mg/kg	145	(0-20)	SW846 6020	11/30-12/06/07	7334030
		Dilution Factor: 1						
Chromium						SD Lot-Sample #: A7K290236-001		
	9.9	8.7	mg/kg	13	(0-20)	SW846 6020	11/30-12/06/07	7334030
		Dilution Factor: 1						
Cobalt						SD Lot-Sample #: A7K290236-001		
	2.7	3.1	mg/kg	14	(0-20)	SW846 6020	11/30-12/06/07	7334030
		Dilution Factor: 1						
Copper						SD Lot-Sample #: A7K290236-001		
	7.0	6.6	mg/kg	5.9	(0-20)	SW846 6020	11/30-12/06/07	7334030
		Dilution Factor: 1						
Lead						SD Lot-Sample #: A7K290236-001		
	15.9 *	6.1 *	mg/kg	89	(0-20)	SW846 6020	11/30-12/06/07	7334030
		Dilution Factor: 1						
Molybdenum						SD Lot-Sample #: A7K290236-001		
	0.34	0.23	mg/kg	39	(0-20)	SW846 6020	11/30-12/06/07	7334030
		Dilution Factor: 1						
Nickel						SD Lot-Sample #: A7K290236-001		
	4.8	5.4	mg/kg	12	(0-20)	SW846 6020	11/30-12/06/07	7334030
		Dilution Factor: 1						

(Continued on next page)

SAMPLE DUPLICATE EVALUATION REPORT

Metals

Lot-Sample #...: A7K290236-000 **Work Order #...:** KC397-SMP KC397-DUP **Matrix.....:** SO

PARAM	RESULT	DUPLICATE RESULT	UNITS	RPD	RPD LIMIT	METHOD	PREPARATION-ANALYSIS DATE	PREP BATCH #
Selenium						SD Lot-Sample #: A7K290236-001		
	0.29 B	0.22 B	mg/kg	27	(0-20)	SW846 6020	11/30-12/06/07	7334030
			Dilution Factor: 1					
Silver						SD Lot-Sample #: A7K290236-001		
	0.040 B	0.045 B	mg/kg	12	(0-20)	SW846 6020	11/30-12/06/07	7334030
			Dilution Factor: 1					
Thallium						SD Lot-Sample #: A7K290236-001		
	0.063 B	0.073 B	mg/kg	15	(0-20)	SW846 6020	11/30-12/06/07	7334030
			Dilution Factor: 1					
Vanadium						SD Lot-Sample #: A7K290236-001		
	13.2	13.5	mg/kg	2.2	(0-20)	SW846 6020	11/30-12/06/07	7334030
			Dilution Factor: 1					
Zinc						SD Lot-Sample #: A7K290236-001		
	42.7 N*	16.2 *	mg/kg	90	(0-20)	SW846 6020	11/30-12/06/07	7334030
			Dilution Factor: 1					
Mercury						SD Lot-Sample #: A7K290236-001		
	ND	ND	mg/kg	0	(0-20)	SW846 7471A	11/30/07	7334030
			Dilution Factor: 1					
Iron						SD Lot-Sample #: A7K290236-001		
	13200	12400	mg/kg	6.2	(0-20)	SW846 6010B	11/30-12/04/07	7334030
			Dilution Factor: 1					
Manganese						SD Lot-Sample #: A7K290236-001		
	48.8 N	45.4	mg/kg	7.2	(0-20)	SW846 6010B	11/30-12/04/07	7334030
			Dilution Factor: 1					

NOTE(S):

Calculations are performed before rounding to avoid round-off errors in calculated results.

* Relative percent difference (RPD) is outside stated control limits.

B Estimated result. Result is less than RL.

N Spiked analyte recovery is outside stated control limits.

SAMPLE DUPLICATE EVALUATION REPORT

Metals

Client Lot #...: A7K290236 **Work Order #...:** KC4T9-SMP KC4T9-DUP **Matrix.....:** SO

Date Sampled...: 11/27/07 12:55 **Date Received..:** 11/29/07

% Moisture.....: 18

PARAM	RESULT	DUPLICATE RESULT	UNITS	RPD	RPD LIMIT	METHOD	PREPARATION-ANALYSIS DATE	PREP BATCH #
Antimony						SD Lot-Sample #: A7K290236-011		
	0.10 BN	0.12 B	mg/kg	18	(0-20)	SW846 6020	11/30-12/07/07	7334031
			Dilution Factor: 1					
Arsenic						SD Lot-Sample #: A7K290236-011		
	0.42 B	0.49 B	mg/kg	15	(0-20)	SW846 6020	11/30-12/07/07	7334031
			Dilution Factor: 1					
Barium						SD Lot-Sample #: A7K290236-011		
	2.1	2.1	mg/kg	0.0	(0-20)	SW846 6020	11/30-12/07/07	7334031
			Dilution Factor: 1					
Beryllium						SD Lot-Sample #: A7K290236-011		
	0.015 B	0.013 B	mg/kg	14	(0-20)	SW846 6020	11/30-12/07/07	7334031
			Dilution Factor: 1					
Cadmium						SD Lot-Sample #: A7K290236-011		
	0.018 B	0.014 B	mg/kg	25	(0-20)	SW846 6020	11/30-12/07/07	7334031
			Dilution Factor: 1					
Chromium						SD Lot-Sample #: A7K290236-011		
	3.2	3.0	mg/kg	6.5	(0-20)	SW846 6020	11/30-12/07/07	7334031
			Dilution Factor: 1					
Cobalt						SD Lot-Sample #: A7K290236-011		
	0.18	0.19	mg/kg	5.4	(0-20)	SW846 6020	11/30-12/07/07	7334031
			Dilution Factor: 1					
Copper						SD Lot-Sample #: A7K290236-011		
	1.9 *	3.1 *	mg/kg	48	(0-20)	SW846 6020	11/30-12/07/07	7334031
			Dilution Factor: 1					
Lead						SD Lot-Sample #: A7K290236-011		
	2.4 *	0.82 *	mg/kg	98	(0-20)	SW846 6020	11/30-12/07/07	7334031
			Dilution Factor: 1					
Molybdenum						SD Lot-Sample #: A7K290236-011		
	0.35	0.17 B	mg/kg	69	(0-20)	SW846 6020	11/30-12/07/07	7334031
			Dilution Factor: 1					
Nickel						SD Lot-Sample #: A7K290236-011		
	0.39	0.35	mg/kg	11	(0-20)	SW846 6020	11/30-12/07/07	7334031
			Dilution Factor: 1					

(Continued on next page)

SAMPLE DUPLICATE EVALUATION REPORT

Metals

Lot-Sample #...: A7K290236-000 **Work Order #...:** KC4T9-SMP KC4T9-DUP **Matrix.....:** SO

PARAM	RESULT	DUPLICATE RESULT	UNITS	RPD	RPD LIMIT	METHOD	PREPARATION-ANALYSIS DATE	PREP BATCH #
Selenium						SD Lot-Sample #: A7K290236-011		
	ND	ND	mg/kg	0	(0-20)	SW846 6020	11/30-12/07/07	7334031
			Dilution Factor: 1					
Silver						SD Lot-Sample #: A7K290236-011		
	0.016 B	0.015 B	mg/kg	6.5	(0-20)	SW846 6020	11/30-12/07/07	7334031
			Dilution Factor: 1					
Thallium						SD Lot-Sample #: A7K290236-011		
	0.011 B	0.0084 B	mg/kg	27	(0-20)	SW846 6020	11/30-12/07/07	7334031
			Dilution Factor: 1					
Vanadium						SD Lot-Sample #: A7K290236-011		
	5.3	5.7	mg/kg	7.3	(0-20)	SW846 6020	11/30-12/07/07	7334031
			Dilution Factor: 1					
Zinc						SD Lot-Sample #: A7K290236-011		
	2.8	2.7	mg/kg	3.6	(0-20)	SW846 6020	11/30-12/07/07	7334031
			Dilution Factor: 1					
Mercury						SD Lot-Sample #: A7K290236-011		
	ND	ND	mg/kg	0	(0-20)	SW846 7471A	11/30/07	7334031
			Dilution Factor: 1					
Iron						SD Lot-Sample #: A7K290236-011		
	1980 *	2500 *	mg/kg	23	(0-20)	SW846 6010B	11/30-12/04/07	7334031
			Dilution Factor: 1					
Manganese						SD Lot-Sample #: A7K290236-011		
	3.5	3.3	mg/kg	5.9	(0-20)	SW846 6010B	11/30-12/04/07	7334031
			Dilution Factor: 1					

NOTE(S):

Calculations are performed before rounding to avoid round-off errors in calculated results.

B Estimated result. Result is less than RL.

* Relative percent difference (RPD) is outside stated control limits.

LOCKHEED MIDDLE RIVER
SOIL DATA
7K29236

FRACTION	CHEMICAL	SB-503-0001	UNITS	DUP-01	RPD	D
M	ANTIMONY	2.2 N	MG/KG	0.49 N	127.14	1.71
M	ARSENIC	2.6	MG/KG	2.3	12.24	0.30
M	BARIUM	~~ND~~ 121	MG/KG	43.2	200.00	43.20
M	BERYLLIUM	0.88	MG/KG	0.32	93.33	0.56
M	CADMIUM	1.5 *	MG/KG	0.82	58.62	0.68
M	CHROMIUM	~~ND~~ 33.4	MG/KG	18	200.00	18.00
M	COBALT	5	MG/KG	3.1	46.91	1.90
M	COPPER	12.7	MG/KG	11.5 *	9.92	1.20
M	IRON	13300	MG/KG	8010 *	49.65	5290.00
M	LEAD	~~ND~~ 68.2	MG/KG	38 *	200.00	38.00
M	MANGANESE	1370 N	MG/KG	205	147.94	1165.00
M	MERCURY	~~ND~~ 0.019 U	MG/KG	0.25	200.00	0.25
M	MOLYBDENUM	0.59	MG/KG	0.33	56.52	0.26
M	NICKEL	11	MG/KG	6.6	50.00	4.40
M	SELENIUM	0.25 B	MG/KG	0.24 B	4.08	0.01
M	SILVER	0.23	MG/KG	0.24	4.26	0.01
M	THALLIUM	0.069 B	MG/KG	0.083 B	18.42	0.01
M	VANADIUM	~~ND~~ 53.4	MG/KG	31.9	200.00	31.90
M	ZINC	ND 175	MG/KG	80.6	200.00	80.60

Current RPD Quality Control Limit: 55 %.
Shaded cells indicate RPDs that exceed the applicable quality control limit.

LOCKHEED MIDDLE RIVER
SOIL DATA
7K29236

FRACTION	CHEMICAL	SB-503-0001DL	UNITS	DUP-01	RPD	D
M	ANTIMONY	ND	MG/KG	0.49 N	200.00	0.49
M	ARSENIC	ND	MG/KG	2.3	200.00	2.30
M	BARIUM	121 *	MG/KG	43.2	94.76	77.80
M	BERYLLIUM	ND	MG/KG	0.32	200.00	0.32
M	CADMIUM	ND	MG/KG	0.82	200.00	0.82
M	CHROMIUM	33.4	MG/KG	18	59.92	15.40
M	COBALT	ND	MG/KG	3.1	200.00	3.10
M	COPPER	ND	MG/KG	11.5 *	200.00	11.50
M	IRON	ND	MG/KG	8010 *	200.00	8010.00
M	LEAD	68.2 *	MG/KG	38 *	56.87	30.20
M	MANGANESE	ND	MG/KG	205	200.00	205.00
M	MERCURY	ND	MG/KG	0.25	200.00	0.25
M	MOLYBDENUM	ND	MG/KG	0.33	200.00	0.33
M	NICKEL	ND	MG/KG	6.6	200.00	6.60
M	SELENIUM	ND	MG/KG	0.24 B	200.00	0.24
M	SILVER	ND	MG/KG	0.24	200.00	0.24
M	THALLIUM	ND	MG/KG	0.083 B	200.00	0.08
M	VANADIUM	53.4	MG/KG	31.9	50.41	21.50
M	ZINC	175 N*	MG/KG	80.6	73.87	94.40

Current RPD Quality Control Limit: 55 %.
Shaded cells indicate RPDs that exceed the applicable quality control limit.

LOCKHEED MIDDLE RIVER
SOIL DATA
7K29236

FRACTION	CHEMICAL	SB-503-0001	UNITS	DUP-01	RPD	D
MISC	PERCENT SOLIDS	85.6	%	77.2	10.32	8.40

Current RPD Quality Control Limit: 55 %.
Shaded cells indicate RPDs that exceed the applicable quality control limit.

LOCKHEED MIDDLE RIVER
SOIL DATA
7K29236

FRACTION	CHEMICAL	SB-506-0001	UNITS	DUP-02	RPD	D
M	ANTIMONY	0.073 BN	MG/KG	0.059 BN	21.21	0.01
M	ARSENIC	1.8	MG/KG	1.7	5.71	0.10
M	BARIUM	19.2	MG/KG	15	24.56	4.20
M	BERYLLIUM	0.22	MG/KG	0.24	8.70	0.02
M	CADMIUM	0.014 B	MG/KG	0.018 B	25.00	0.00
M	CHROMIUM	7.1	MG/KG	10.2	35.84	3.10
M	COBALT	2.1	MG/KG	2.4	13.33	0.30
M	COPPER	3.8 *	MG/KG	5.7 *	40.00	1.90
M	IRON	13700 *	MG/KG	9860 *	32.60	3840.00
M	LEAD	4 *	MG/KG	4.2 *	4.88	0.20
M	MANGANESE	172	MG/KG	46.5	114.87	125.50
M	MOLYBDENUM	0.3	MG/KG	0.19 B	44.90	0.11
M	NICKEL	4.1	MG/KG	5.4	27.37	1.30
M	SILVER	0.049 B	MG/KG	0.035 B	33.33	0.01
M	THALLIUM	0.054 B	MG/KG	0.063 B	15.38	0.01
M	VANADIUM	13	MG/KG	14.9	13.62	1.90
M	ZINC	12.2	MG/KG	16.6	30.56	4.40

Current RPD Quality Control Limit: 55 %.
Shaded cells indicate RPDs that exceed the applicable quality control limit.

LOCKHEED MIDDLE RIVER
SOIL DATA
7K29236

FRACTION	CHEMICAL	SB-506-0001	UNITS	DUP-02	RPD	D
MISC	PERCENT SOLIDS	87.5	%	86.7	0.92	0.80

Current RPD Quality Control Limit: 55 %.
Shaded cells indicate RPDs that exceed the applicable quality control limit.

LOCKHEED MIDDLE RIVER
SOIL DATA
7K29236

FRACTION	CHEMICAL	SB-508-0406	UNITS	DUP-03	RPD	D
M	ANTIMONY	0.11 BN	MG/KG	0.079 BN	32.80	0.03
M	ARSENIC	1.4	MG/KG	1	33.33	0.40
M	BARIUM	11.4	MG/KG	8.1	33.85	3.30
M	BERYLLIUM	0.85	MG/KG	0.73	15.19	0.12
M	CADMIUM	0.014 B	MG/KG	0.014 B	0.00	0.00
M	CHROMIUM	9.1	MG/KG	6.7	30.38	2.40
M	COBALT	2.3	MG/KG	1.7	30.00	0.60
M	COPPER	10.6 *	MG/KG	8.2 *	25.53	2.40
M	IRON	17700 *	MG/KG	11400 *	43.30	6300.00
M	LEAD	3.4 *	MG/KG	2.8 *	19.35	0.60
M	MANGANESE	14.3	MG/KG	132	160.90	117.70
M	MOLYBDENUM	0.13 B	MG/KG	0.092 B	34.23	0.04
M	NICKEL	6.6	MG/KG	5.6	16.39	1.00
M	SELENIUM	0.32 B	MG/KG	0.38 B	17.14	0.06
M	SILVER	0.078 B	MG/KG	0.079 B	1.27	0.00
M	THALLIUM	0.046 B	MG/KG	0.036 B	24.39	0.01
M	VANADIUM	19.8	MG/KG	13.3	39.27	6.50
M	ZINC	16.8	MG/KG	9.4	56.49	7.40

Current RPD Quality Control Limit: 55 %.
Shaded cells indicate RPDs that exceed the applicable quality control limit.

LOCKHEED MIDDLE RIVER
SOIL DATA
7K29236

FRACTION	CHEMICAL	SB-508-0406	UNITS	DUP-03	RPD	D
MISC	PERCENT SOLIDS	85.6	%	85.1	0.59	0.50

Current RPD Quality Control Limit: 55 %.
Shaded cells indicate RPDs that exceed the applicable quality control limit.

Test America North Canton

Metals Data Reporting Form

Serial Dilution RPD Report

Serial Dilution Sample ID: KC397L

Original Sample ID: KC397 **Client ID:** SB-500-0001

Matrix: Soil **Units:** mg/kg **Prep Date:** 11/30/07 **Prep Batch:** 7334030

Weight: 1.00 **Volume:** 100 **Percent Moisture:** 11.879

Element	WL/ Mass	OS Conc	Q	Serial Dilution Conc	Q	Percent Diff	OS DF	Ser Dil DF	Instr	OS Anal Date	OS Anal Time	Ser Dil Anal Date	Ser Dil Anal Time
Iron	271.441	13200		14100		6.7	1	5	ICPST	12/04/07	12:00	12/04/07	12:05
Manganese	257.61	48.8	N	52.0		6.5	1	5	ICPST	12/04/07	12:00	12/04/07	12:05

Comments:

5.21.0

E Serial dilution percent difference not within limits
U Result is less than the IDL
B Result is between IDL and RL

Form 9 Equivalent

Test America North Canton

Metals Data Reporting Form

Serial Dilution RPD Report

Serial Dilution Sample ID: KC4T7L

Original Sample ID: KC4T7 **Client ID:** SB-503-0001

Matrix: Soil **Units:** mg/kg **Prep Date:** 11/30/07 **Prep Batch:** 7334030

Weight: 1.00 **Volume:** 100 **Percent Moisture:** 14.393

Element	WL/ Mass	OS Conc	Q	Serial Dilution Conc	Q	Percent Diff	OS DF	Ser Dil DF	Instr	OS Anal Date	OS Anal Time	Ser Dil Anal Date	Ser Dil Anal Time
Antimony	121	2.2	N	2.4		9.09	1	5	ICPMS	12/06/07	19:33	12/06/07	19:37
Arsenic	75	2.6		2.8	B	7.69	1	5	ICPMS	12/06/07	18:15	12/06/07	18:19
Barium	135	121	*	126		4.0	10	50	ICPMS	12/07/07	10:38	12/07/07	10:42
Beryllium	9	0.88		0.97		10.2	1	5	ICPMS	12/06/07	18:15	12/06/07	18:19
Cadmium	111	1.5	*	1.6		6.67	1	5	ICPMS	12/06/07	18:15	12/06/07	18:19
Chromium	52	33.4		34.1		2.09	10	50	ICPMS	12/07/07	10:38	12/07/07	10:42
Cobalt	59	5.0		5.9		18.0	1	5	ICPMS	12/06/07	18:15	12/06/07	18:19
Copper	65	12.7		31.8		150.4	1	5	ICPMS	12/06/07	18:15	12/06/07	18:19
Lead	208	68.2	*	72.6		6.45	10	50	ICPMS	12/07/07	10:38	12/07/07	10:42
Molybdenum	98	0.59		0.73	B	23.7	1	5	ICPMS	12/06/07	18:15	12/06/07	18:19
Nickel	60	11.0		12.1		10.0	1	5	ICPMS	12/06/07	18:15	12/06/07	18:19
Selenium	82	0.25	B	0.93	U	~~8.04~~	1	5	ICPMS	12/06/07	18:15	12/06/07	18:19
Silver	107	0.23		0.25	B	8.69	1	5	ICPMS	12/06/07	19:33	12/06/07	19:37
Thallium	205	0.069	B	0.075	B	—	1	5	ICPMS	12/06/07	18:15	12/06/07	18:19
Vanadium	51	53.4		55.1		3.18	10	50	ICPMS	12/07/07	10:38	12/07/07	10:42
Zinc	68	175	N*	184		5.14	10	50	ICPMS	12/07/07	10:38	12/07/07	10:42

Comments: _____

5.21.0

E Serial dilution percent difference not within limits
U Result is less than the IDL
B Result is between IDL and RL

Form 9 Equivalent

Test America North Canton

Metals Data Reporting Form

Serial Dilution RPD Report

Serial Dilution Sample ID: KC4T9L

Original Sample ID: KC4T9 **Client ID:** SB-503-0406

Matrix: Soil **Units:** mg/kg **Prep Date:** 11/30/07 **Prep Batch:** 7334031

Weight: 1.00 **Volume:** 100 **Percent Moisture:** 17.855

Element	WL/ Mass	OS Conc	Q	Serial Dilution Conc	Q	Percent Diff	OS DF	Ser Dil DF	Instr	OS Anal Date	OS Anal Time	Ser Dil Anal Date	Ser Dil Anal Time
Iron	271.441	1980		1990		0.2	1	5	ICPST	12/04/07	13:49	12/04/07	13:54
Manganese	257.61	3.5		3.5	B	0.6	1	5	ICPST	12/04/07	13:49	12/04/07	13:54

Comments:

5.21.0

E Serial dilution percent difference not within limits
U Result is less than the IDL
B Result is between IDL and RL

Form 9 Equivalent

Test America North Canton

Metals Data Reporting Form

Serial Dilution RPD Report

Serial Dilution Sample ID: KC4WML

Original Sample ID: KC4WM **Client ID:** DUP-03

Matrix: Soil **Units:** mg/kg **Prep Date:** 11/30/07 **Prep Batch:** 7334031

Weight: 1.00 **Volume:** 100 **Percent Moisture:** 14.858

Element	WL/ Mass	OS Conc	Q	Serial Dilution Conc	Q	Percent Diff	OS DF	Ser Dil DF	Instr	OS Anal Date	OS Anal Time	Ser Dil Anal Date	Ser Dil Anal Time
Antimony	121	0.079	BN	0.043	B	—	1	5	ICPMS	12/07/07	12:57	12/07/07	13:00
Arsenic	75	1.0		0.96	B	—	1	5	ICPMS	12/07/07	18:11	12/07/07	18:15
Barium	135	8.1		8.4		3.7	1	5	ICPMS	12/07/07	18:11	12/07/07	18:15
Beryllium	9	0.73		0.70		4.11	1	5	ICPMS	12/07/07	18:11	12/07/07	18:15
Cadmium	111	0.014	B	1.5		—	1	5	ICPMS	12/07/07	18:11	12/07/07	18:15
Chromium	52	6.7		7.7		14.9	1	5	ICPMS	12/07/07	18:11	12/07/07	18:15
Cobalt	59	1.7		1.8		5.88	1	5	ICPMS	12/07/07	18:11	12/07/07	18:15
Copper	65	8.2	*	8.7		6.09	1	5	ICPMS	12/07/07	18:11	12/07/07	18:15
Lead	208	2.8	*	3.1		10.7	1	5	ICPMS	12/07/07	18:11	12/07/07	18:15
Molybdenum	98	0.092	B	0.39	U	—	1	5	ICPMS	12/07/07	18:11	12/07/07	18:15
Nickel	60	5.6		5.9		5.36	1	5	ICPMS	12/07/07	18:11	12/07/07	18:15
Selenium	82	0.38	B	0.94	U	—	1	5	ICPMS	12/07/07	18:11	12/07/07	18:15
Silver	107	0.079	B	0.081	B	—	1	5	ICPMS	12/07/07	12:57	12/07/07	13:00
Thallium	205	0.036	B	0.035	B	—	1	5	ICPMS	12/07/07	18:11	12/07/07	18:15
Vanadium	51	13.3		16.3		22.5	1	5	ICPMS	12/07/07	18:11	12/07/07	18:15
Zinc	68	9.4		9.2		2.13	1	5	ICPMS	12/07/07	18:11	12/07/07	18:15

Comments:

5.21.0

E Serial dilution percent difference not within limits
U Result is less than the IDL
B Result is between IDL and RL

Form 9 Equivalent

Test America North Canton

Metals Data Reporting Form

Instrument Detection Limits

Instrument: CVAA **Units:** ppb

Element	Wavelength	Reporting Limit	IDL	Date of IDL
Mercury	253.700	0.6	0.10	02/01/07

Test America North Canton

Metals Data Reporting Form

Instrument Detection Limits

Instrument: ICPMS **Units:** ppb

Element	Mass	Reporting Limit	IDL	Date of IDL
Antimony	121	2.0	0.048	09/18/07
Arsenic	75	5.0	0.27	09/18/07
Barium	135	1.0	0.021	09/18/07
Beryllium	9	1.0	0.020	09/18/07
Cadmium	111	1.0	0.014	09/18/07
Chromium	52	2.0	0.054	09/18/07
Cobalt	59	1.0	0.013	09/18/07
Copper	65	2.0	0.046	09/18/07
Lead	208	1.0	0.015	09/18/07
Molybdenum	98	2.0	0.66	09/18/07
Nickel	60	1.0	0.053	09/18/07
Selenium	82	5.0	1.6	09/18/07
Silver	107	1.0	0.021	09/18/07
Thallium	205	1.0	0.023	09/18/07
Vanadium	51	5.0	0.25	09/18/07
Zinc	68	10.0	0.12	09/18/07

Test America North Canton

Metals Data Reporting Form

Instrument Detection Limits

Instrument: ICPST **Units:** ppb

Element	Wavelength	Reporting Limit	IDL	Date of IDL
Iron	271.441	100.0	6.8	12/04/07
Manganese	257.610	15.0	0.11	12/04/07

Test America North Canton

Metals Data Reporting Form

Inter-Element Correction Factors

Instrument: ICPST **Date of IEC's:** 11/12/07

Interfering Element	Wavelength /Mass	Correction Factor(s)
Aluminum	308.215	Pb(-0.00009133), Se(-0.00000333), Zn(0.000016)
Chromium	267.716	As(-0.00486), Fe(0.00222), Sb(0.01419667), Tl(0.000307)
Copper	324.753	Zn(0.000806)
Iron	271.441	Cd(0.000107), Mn(0.000002), Pb(0.00004933), Sb(0.00000333), Se(-0.00020667), Tl(-0.00002), V(0.00002), Zn(0.000099)
Manganese	257.61	Ag(0.00015), Se(0.00050667), Tl(-0.00712)
Molybdenum	202.03	Al(0.01686), As(0.00113), Cr(-0.00014), Cu(0.000493), Fe(0.00273), Pb(-0.0005), Sb(-0.00451333), V(-0.00486)
Nickel	231.604	Cd(-0.00002), Co(0.000204), Pb(0.000136), Sb(-0.00010333), Zn(0.005954)
Vanadium	292.402	Al(0.00228), Be(0.00012), Cr(0.00024), Cu(-0.0003), Fe(0.009034), Pb(-0.00019333), Sb(-0.00438067), Tl(0.002142)

Test America North Canton

Metals Data Reporting Form

Linear Dynamic Ranges

Instrument: ICPMS **Units:** ppb

Element	Wavelength /Mass	Linear Range	Date of Linear Range
Antimony	121.00	2000	04/26/07
Arsenic	75.00	5000	04/26/07
Barium	135.00	5000	04/26/07
Beryllium	9.00	2500	04/26/07
Cadmium	111.00	5000	04/26/07
Chromium	52.00	5000	04/26/07
Cobalt	59.00	5000	04/26/07
Copper	65.00	5000	04/26/07
Lead	208.00	5000	04/26/07
Molybdenum	98.00	5000	04/26/07
Nickel	60.00	5000	04/26/07
Selenium	82.00	5000	04/26/07
Silver	107.00	2000	04/26/07
Thallium	205.00	5000	04/26/07
Vanadium	51.00	5000	04/26/07
Zinc	68.00	5000	04/26/07

Test America North Canton

Metals Data Reporting Form

Linear Dynamic Ranges

Instrument: ICPST **Units:** ppb

Element	Wavelength /Mass	Linear Range	Date of Linear Range
Iron	271.44	600000	11/13/07
Manganese	257.61	30000	11/12/07

Batch Number: 7334030

TestAmerica Laboratories, Inc.
Metals Prep Log/ Batch Summary

Prepared By: Lisa McGall (e-Signature)

Prep Date: 11/30/07
Due Date: 12/13/07

Lot	Work Order			ICP Weight	ICPMS Weight	Hg Weight
A7K300000 Solid	KC6E1	B	Due Date: SDG:	1.00 g	1.00 g	0.60 g
A7K300000 Solid	KC6E1	C	Due Date: SDG:	1.00 g	1.00 g	0.60 g
A7K290236 Solid	KC397 Total		Due Date: 12/13/07 SDG: 7K29236	1.00 g	1.00 g	0.60 g
A7K290236 Solid	KC397 Total	S	Due Date: 12/13/07 SDG: 7K29236	1.00 g	1.00 g	0.60 g
A7K290236 Solid	KC397 Total	X	Due Date: 12/13/07 SDG: 7K29236	1.00 g	1.00 g	0.60 g
A7K290236 Solid	KC4TG Total		Due Date: 12/13/07 SDG: 7K29236	1.00 g	1.00 g	0.60 g
A7K290236 Solid	KC4TJ Total		Due Date: 12/13/07 SDG: 7K29236	1.00 g	1.00 g	0.60 g
A7K290236 Solid	KC4TL Total		Due Date: 12/13/07 SDG: 7K29236	1.00 g	1.00 g	0.60 g
A7K290236 Solid	KC4TQ Total		Due Date: 12/13/07 SDG: 7K29236	1.00 g	1.00 g	0.60 g
A7K290236 Solid	KC4TT Total		Due Date: 12/13/07 SDG: 7K29236	1.00 g	1.00 g	0.60 g
A7K290236 Solid	KC4T0 Total		Due Date: 12/13/07 SDG: 7K29236	1.00 g	1.00 g	0.60 g
A7K290236 Solid	KC4T2 Total		Due Date: 12/13/07 SDG: 7K29236	1.00 g	1.00 g	0.60 g
A7K290236 Solid	KC4T4 Total		Due Date: 12/13/07 SDG: 7K29236	1.00 g	1.00 g	0.60 g
A7K290236 Solid	KC4T7 Total		Due Date: 12/13/07 SDG: 7K29236	1.00 g	1.00 g	0.60 g

LEVEL 2

BLANK AND CHECK STANDARD ON BATCH	X
MS/MSD AND PDS ON BATCH	X
CORRECT SPIKES ADDED	X
SPIKING SOLUTIONS DOCUMENTED ON BATCH LOG	X

Comments:

B-BLANK; C-CHECK SAMPLE; L-CHECK SAMPLE DUPLICATE; P-SERIAL DILUTION; S-MATRIX SPIKE SAMPLE; D-MATRIX SPIKE DUPLICATE SAMPLE

ICP ELEMENTS WITHIN THE BATCH:

FE MN

ICPMS ELEMENTS WITHIN THE BATCH:

AG AS BA BE CD CO CR CU MO NI PB SB SE TL VX ZN

Matrix Spike Information:

KC397 ICP-1 Hg Ag ICPMS-1

Check Sample Information:

KC6E1 ICP-1 Hg Ag ICPMS-1

Prep Method(s): SW846 3050B; SW846 7471A

Batch Number: 7334031

TestAmerica Laboratories, Inc.
Metals Prep Log/ Batch Summary

Prepared By: Lisa McGall (e-Signature)

Prep Date: 11/30/07
Due Date: 12/13/07

Lot	Work Order			ICP Weight	ICPMS Weight	Hg Weight
A7K300000 Solid	KC6E3	B	Due Date: SDG:	1.00 g	1.00 g	0.60 g
A7K300000 Solid	KC6E3	C	Due Date: SDG:	1.00 g	1.00 g	0.60 g
A7K290236 Solid	KC4T9 Total		Due Date: 12/13/07 SDG: 7K29236	1.00 g	1.00 g	0.60 g
A7K290236 Solid	KC4T9 Total	S	Due Date: 12/13/07 SDG: 7K29236	1.00 g	1.00 g	0.60 g
A7K290236 Solid	KC4T9 Total	X	Due Date: 12/13/07 SDG: 7K29236	1.00 g	1.00 g	0.60 g
A7K290236 Solid	KC4VC Total		Due Date: 12/13/07 SDG: 7K29236	1.00 g	1.00 g	0.60 g
A7K290236 Solid	KC4VE Total		Due Date: 12/13/07 SDG: 7K29236	1.00 g	1.00 g	0.60 g
A7K290236 Solid	KC4VJ Total		Due Date: 12/13/07 SDG: 7K29236	1.00 g	1.00 g	0.60 g
A7K290236 Solid	KC4VK Total		Due Date: 12/13/07 SDG: 7K29236	1.00 g	1.00 g	0.60 g
A7K290236 Solid	KC4VM Total		Due Date: 12/13/07 SDG: 7K29236	1.00 g	1.00 g	0.60 g
A7K290236 Solid	KC4VQ Total		Due Date: 12/13/07 SDG: 7K29236	1.00 g	1.00 g	0.60 g
A7K290236 Solid	KC4VR Total		Due Date: 12/13/07 SDG: 7K29236	1.00 g	1.00 g	0.60 g
A7K290236 Solid	KC4VW Total		Due Date: 12/13/07 SDG: 7K29236	1.00 g	1.00 g	0.60 g
A7K290236 Solid	KC4V3 Total		Due Date: 12/13/07 SDG: 7K29236	1.00 g	1.00 g	0.60 g
A7K290236 Solid	KC4V5 Total		Due Date: 12/13/07 SDG: 7K29236	1.00 g	1.00 g	0.60 g
A7K290236 Solid	KC4V6 Total		Due Date: 12/13/07 SDG: 7K29236	1.00 g	1.00 g	0.60 g
A7K290236 Solid	KC4V8 Total		Due Date: 12/13/07 SDG: 7K29236	1.00 g	1.00 g	0.60 g
A7K290236 Solid	KC4WC Total		Due Date: 12/13/07 SDG: 7K29236	1.00 g	1.00 g	0.60 g
A7K290236 Solid	KC4WF Total		Due Date: 12/13/07 SDG: 7K29236	1.00 g	1.00 g	0.60 g
A7K290236 Solid	KC4WH Total		Due Date: 12/13/07 SDG: 7K29236	1.00 g	1.00 g	0.60 g
A7K290236 Solid	KC4WJ Total		Due Date: 12/13/07 SDG: 7K29236	1.00 g	1.00 g	0.60 g
A7K290236 Solid	KC4WK Total		Due Date: 12/13/07 SDG: 7K29236	1.00 g	1.00 g	0.60 g

Batch Number: 7334031

TestAmerica Laboratories, Inc.
Metals Prep Log/ Batch Summary

Prepared By:
Lisa McGall
(e-Signature)

Prep Date: 11/30/07
Due Date: 12/13/07

Lot	Work Order		ICP Weight	ICPMS Weight	Hg Weight
A7K290236 Solid	KC4WL Total	Due Date: 12/13/07 SDG: 7K29236	1.00 g	1.00 g	0.60 g
A7K290236 Solid	KC4WM Total	Due Date: 12/13/07 SDG: 7K29236	1.00 g	1.00 g	0.60 g

LEVEL 2

BLANK AND CHECK STANDARD ON BATCH	X
MS/MSD AND PDS ON BATCH	X
CORRECT SPIKES ADDED	X
SPIKING SOLUTIONS DOCUMENTED ON BATCH LOG	X

Comments:

B-BLANK; C-CHECK SAMPLE; L-CHECK SAMPLE DUPLICATE; P-SERIAL DILUTION; S-MATRIX SPIKE SAMPLE; D-MATRIX SPIKE DUPLICATE SAMPLE

ICP ELEMENTS WITHIN THE BATCH:

FE MN

ICPMS ELEMENTS WITHIN THE BATCH:

AG AS BA BE CD CO CR CU MO NI PB SB SE TL VX ZN

Matrix Spike Information:

KC4T9	ICP-1	Hg	Ag	ICPMS-1

Check Sample Information:

KC6E3	ICP-1	Hg	Ag	ICPMS-1

Prep Method(s): SW846 3050B, SW846 7471A

```
:       Instrument Upload                                    Run Log - Page  1 :
:       Started Mon Dec  3 12:42:19 2007 by TOTHR                              :
:       Data File: UPL$CAN_DATA_ROOT:<LHG>HG11130A.PRN;1                       :
```

#	WorkOrder	Dilution	Date	Time	Batch	Lot	Instrument
1	STD1REP1	1	30-NOV-2007	08:33:27			H1
2	STD2REP1	1	30-NOV-2007	08:34:34			H1
3	STD3REP1	1	30-NOV-2007	08:35:39			H1
4	STD4REP1	1	30-NOV-2007	08:36:58			H1
5	STD5REP1	1	30-NOV-2007	08:38:15			H1
6	STD6REP1	1	30-NOV-2007	08:39:24			H1
7	CK5ICV	1	30-NOV-2007	08:40:37			H1
8	CK4ICB	1	30-NOV-2007	08:41:46			H1
9	CK3CRA\MRL	1	30-NOV-2007	08:42:51			H1
10	CK2CCV	1	30-NOV-2007	08:43:57			H1
11	CK1CCB	1	30-NOV-2007	08:45:02			H1
12	CK2CCV	1	30-NOV-2007	14:21:30			H1
13	CK1CCB	1	30-NOV-2007	14:22:35			H1
14	KC6ERB	1	30-NOV-2007	14:23:50	7334027	A7K300000	H1
15	KC6ERC	1	30-NOV-2007	14:25:07	7334027	A7K300000	H1
16	KCR1MR	1	30-NOV-2007	14:26:23	7334027	A7K230101	H1
17	KCR1MRX	1	30-NOV-2007	14:27:29			H1
18	KCR1MRS	1	30-NOV-2007	14:28:34			H1
19	KC6EPB	1	30-NOV-2007	14:29:43	7334026	A7K300000	H1
20	KC6EPC	1	30-NOV-2007	14:30:53	7334026	A7K300000	H1
21	KC1JGR	1	30-NOV-2007	14:31:58	7334026	A7K280265	H1
22	KC1JGRS	1	30-NOV-2007	14:33:08			H1
23	KC1JGRD	1	30-NOV-2007	14:34:13			H1
24	CK2CCV	1	30-NOV-2007	14:35:18			H1
25	CK1CCB	1	30-NOV-2007	14:36:24			H1
26	KC6EVB	1	30-NOV-2007	14:37:29	7334028	A7K300000	H1
27	KC6EVC	1	30-NOV-2007	14:38:38	7334028	A7K300000	H1
28	KC39L	1	30-NOV-2007	14:39:44	7334028	A7K290233	H1
29	KC39LS	1	30-NOV-2007	14:40:50	7334028	A7K290233	H1
30	KC39LD	1	30-NOV-2007	14:41:55	7334028	A7K290233	H1
31	KC394	1	30-NOV-2007	14:43:03	7334028	A7K290233	H1
32	KC39X	1	30-NOV-2007	14:44:09	7334028	A7K290233	H1
33	KC39W	1	30-NOV-2007	14:45:18	7334028	A7K290233	H1
34	KC391	1	30-NOV-2007	14:46:33	7334028	A7K290233	H1
35	KC6EXB	1	30-NOV-2007	14:47:48	7334029	A7K300000	H1
36	CK2CCV	1	30-NOV-2007	14:49:04			H1
37	CK1CCB	1	30-NOV-2007	14:50:09			H1
38	KC6EXC	1	30-NOV-2007	14:51:27	7334029	A7K300000	H1
39	KC3D1	1	30-NOV-2007	14:52:34	7334029	A7K290139	H1
40	KC3D1S	1	30-NOV-2007	14:53:39	7334029	A7K290139	H1
41	KC3D1D	1	30-NOV-2007	14:54:44	7334029	A7K290139	H1
42	KC3D6	1	30-NOV-2007	14:56:02	7334029	A7K290139	H1
43	KC3D3	1	30-NOV-2007	14:57:07	7334029	A7K290139	H1
44	KC3EF	1	30-NOV-2007	14:58:13	7334029	A7K290139	H1

---------- (continued) ----------

#	WorkOrder	Dilution	Date	Time	Batch	Lot	Instrument
45	KC3J4BT	1	30-NOV-2007	14:59:19	7334025	A7K290000	H1
46	KC6EMBT	1	30-NOV-2007	15:00:27	7334025	A7K300000	H1
47	KC6EMCT	1	30-NOV-2007	15:01:33	7334025	A7K300000	H1
48	CK2CCV	1	30-NOV-2007	15:02:42			H1
49	CK1CCB	1	30-NOV-2007	15:03:49			H1
50	KCWLXT	1	30-NOV-2007	15:04:58	7334025	A7K270125	H1
51	KCWLXTS	1	30-NOV-2007	15:06:07	7334025	A7K270125	H1
52	KCWLXTD	1	30-NOV-2007	15:07:19	7334025	A7K270125	H1
53	KCWL1T	1	30-NOV-2007	15:08:26	7334025	A7K270125	H1
54	KCWL5T	1	30-NOV-2007	15:09:35	7334025	A7K270125	H1
55	KCWL2T	1	30-NOV-2007	15:10:44	7334025	A7K270125	H1
56	KCWL8T	1	30-NOV-2007	15:11:54	7334025	A7K270125	H1
57	KCWL7T	1	30-NOV-2007	15:13:05	7334025	A7K270125	H1
58	KCWL6T	1	30-NOV-2007	15:14:11	7334025	A7K270125	H1
59	KCWL9T	1	30-NOV-2007	15:15:18	7334025	A7K270125	H1
60	CK2CCV	1	30-NOV-2007	15:16:29			H1
61	CK1CCB	1	30-NOV-2007	15:17:34			H1
62	KCWL3T	1	30-NOV-2007	15:18:50	7334025	A7K270125	H1
63	KCWL4T	1	30-NOV-2007	15:19:56	7334025	A7K270125	H1
64	KC6E3B	1	30-NOV-2007	15:21:07	7334031	A7K300000	H1
65	KC6E3C	1	30-NOV-2007	15:22:16	7334031	A7K300000	H1
66	KC4T9	1	30-NOV-2007	15:23:23	7334031	7K29236	H1
67	KC4T9X	1	30-NOV-2007	15:24:31	7334031	7K29236	H1
68	KC4T9S	1	30-NOV-2007	15:25:41	7334031	7K29236	H1
69	KC4V5	1	30-NOV-2007	15:26:48	7334031	7K29236	H1
70	KC4VR	1	30-NOV-2007	15:27:55	7334031	7K29236	H1
71	KC4WM	1	30-NOV-2007	15:29:06	7334031	7K29236	H1
72	CK2CCV	1	30-NOV-2007	15:30:11			H1
73	CK1CCB	1	30-NOV-2007	15:31:30			H1
74	KC4VQ	1	30-NOV-2007	15:32:35	7334031	7K29236	H1
75	KC4VC	1	30-NOV-2007	15:33:46	7334031	7K29236	H1
76	KC4WJ	1	30-NOV-2007	15:35:05	7334031	7K29236	H1
77	KC4V6	1	30-NOV-2007	15:36:21	7334031	7K29236	H1
78	KC4V8	1	30-NOV-2007	15:37:33	7334031	7K29236	H1
79	KC4VE	1	30-NOV-2007	15:38:39	7334031	7K29236	H1
80	KC4WL	1	30-NOV-2007	15:39:48	7334031	7K29236	H1
81	KC4WH	1	30-NOV-2007	15:40:53	7334031	7K29236	H1
82	KC4WF	1	30-NOV-2007	15:41:59	7334031	7K29236	H1
83	KC4WK	1	30-NOV-2007	15:43:09	7334031	7K29236	H1
84	CK2CCV	1	30-NOV-2007	15:44:14			H1
85	CK1CCB	1	30-NOV-2007	15:45:19			H1
86	KC4VK	1	30-NOV-2007	15:46:25	7334031	7K29236	H1
87	KC4V3	1	30-NOV-2007	15:47:33	7334031	7K29236	H1
88	KC4VW	1	30-NOV-2007	15:48:39	7334031	7K29236	H1

(continued)

: Instrument Upload Run Log - Page 3 :
: Started Mon Dec 3 12:42:20 2007 by TOTHR :
: Data File: UPL$CAN_DATA_ROOT:<LHG>HG11130A.PRN;1 :

#	WorkOrder	Dilution	Date	Time	Batch	Lot	Instrument
89	KC4VJ	1	30-NOV-2007	15:49:46	7334031	7K29236	H1
90	KC4VM	1	30-NOV-2007	15:50:55	7334031	7K29236	H1
91	KC4WC	1	30-NOV-2007	15:52:08	7334031	7K29236	H1
92	KC6E1B	1	30-NOV-2007	15:53:18	7334030	A7K300000	H1
93	KC6E1C	1	30-NOV-2007	15:54:30	7334030	A7K300000	H1
94	KC397	1	30-NOV-2007	15:55:36	7334030	7K29236	H1
95	KC397X	1	30-NOV-2007	15:56:53	7334030	7K29236	H1
96	CK2CCV	1	30-NOV-2007	15:57:58			H1
97	CK1CCB	1	30-NOV-2007	15:59:05			H1
98	KC397S	1	30-NOV-2007	16:00:20	7334030	7K29236	H1
99	KC4T2	1	30-NOV-2007	16:01:26	7334030	7K29236	H1
100	KC4TG	1	30-NOV-2007	16:02:32	7334030	7K29236	H1
101	KC4T0	1	30-NOV-2007	16:03:39	7334030	7K29236	H1
102	KC4T4	1	30-NOV-2007	16:04:49	7334030	7K29236	H1
103	KC4TL	1	30-NOV-2007	16:05:56	7334030	7K29236	H1
104	KC4TQ	1	30-NOV-2007	16:07:07	7334030	7K29236	H1
105	KC4TT	1	30-NOV-2007	16:08:14	7334030	7K29236	H1
106	KC4TJ	1	30-NOV-2007	16:09:23	7334030	7K29236	H1
107	KC4T7	1	30-NOV-2007	16:10:30	7334030	7K29236	H1
108	CK2CCV	1	30-NOV-2007	16:11:37			H1
109	CK1CCB	1	30-NOV-2007	16:12:45			H1

End of Report

```
:       Instrument Upload                                    Run Log - Page  1 :
:       Started Fri Dec  7 06:36:03 2007 by DAVIESB                            :
:       Data File: UPL$CAN_DATA_ROOT:<REP>120607A.REP;1                        :
```

#	WorkOrder	Dilution	Date	Time	Batch	Lot	Instrument
1	BLANK		06-DEC-2007	08:43:27			I7
2	STANDARD 1		06-DEC-2007	08:47:00			I7
3	STANDARD 2		06-DEC-2007	08:50:33			I7
4	STANDARD 3		06-DEC-2007	08:54:07			I7
5	QC STD 1		06-DEC-2007	08:59:57			I7
6	QC STD 2		06-DEC-2007	09:05:45			I7
7	QC STD 3		06-DEC-2007	09:08:43			I7
8	QC STD 4		06-DEC-2007	09:12:27			I7
9	QC STD 5		06-DEC-2007	09:16:13			I7
10	QC STD 6		06-DEC-2007	09:22:53			I7
11	QC STD 7		06-DEC-2007	09:28:41			I7
12	KDFRKB		06-DEC-2007	09:31:38			I7
13	KDFRKC		06-DEC-2007	09:35:05			I7
14	KDC83		06-DEC-2007	09:40:03			I7
15	KDC86		06-DEC-2007	09:43:31			I7
16	KDD7W		06-DEC-2007	09:46:59	7339027	7L04225	I7
17	KDD7WS		06-DEC-2007	09:50:28	7339027	7L04225	I7
18	KDD7WD		06-DEC-2007	09:53:57	7339027	7L04225	I7
19	KDD71		06-DEC-2007	09:58:56	7339027	7L04225	I7
20	KDD74		06-DEC-2007	10:02:26	7339027	7L04225	I7
21	KDD75		06-DEC-2007	10:05:56	7339027	7L04225	I7
22	QC STD 6		06-DEC-2007	10:12:35			I7
23	QC STD 7		06-DEC-2007	10:18:23			I7
24	KDD76		06-DEC-2007	10:21:22	7339027	7L04225	I7
25	KDD77		06-DEC-2007	10:24:53	7339027	7L04225	I7
26	KDD78		06-DEC-2007	10:28:22	7339027	7L04225	I7
27	KDD78L		06-DEC-2007	10:31:50			I7
28	KDFRKB		06-DEC-2007	10:36:48			I7
29	KDFRKC	10	06-DEC-2007	10:40:16			I7
30	KDD7W		06-DEC-2007	10:45:15	7339027	7L04225	I7
31	KDD7WS	10	06-DEC-2007	10:48:44	7339027	7L04225	I7
32	KDD7WD	10	06-DEC-2007	10:52:14	7339027	7L04225	I7
33	KDD71		06-DEC-2007	10:57:14	7339027	7L04225	I7
34	QC STD 6		06-DEC-2007	11:03:53			I7
35	QC STD 7		06-DEC-2007	11:08:30			I7
36	KDD74		06-DEC-2007	11:11:28	7339027	7L04225	I7
37	KDD75		06-DEC-2007	11:14:59	7339027	7L04225	I7
38	KDD76		06-DEC-2007	11:18:30	7339027	7L04225	I7
39	KDD77		06-DEC-2007	11:22:01	7339027	7L04225	I7
40	KDD78		06-DEC-2007	11:25:31	7339027	7L04225	I7
41	KDD78L		06-DEC-2007	11:28:59			I7
42	KDFQ4BF		06-DEC-2007	11:33:57			I7
43	KDFQ4CF		06-DEC-2007	11:37:26			I7
44	KDFQ4LF		06-DEC-2007	11:40:55			I7

---------- (continued) ----------

#	WorkOrder	Dilution	Date	Time	Batch	Lot	Instrument	
45	QC STD 6		06-DEC-2007	11:45:54			I7	
46	QC STD 7		06-DEC-2007	11:59:35			I7	
47	KDFCAF		06-DEC-2007	12:03:04			I7	
48	KDFCDF		06-DEC-2007	12:06:34			I7	
49	KDFCFF		06-DEC-2007	12:10:04			I7	
50	KDFCFFL		06-DEC-2007	12:13:35			I7	
51	KDC50B		06-DEC-2007	12:18:36	7338018	A7L040000	I7	
52	KDC50C		06-DEC-2007	12:22:07	7338018	A7L040000	I7	
53	KC0W2		06-DEC-2007	12:27:08	7338018	7K28188	I7	
54	KC0W2F		06-DEC-2007	12:30:38	7338018	7K28188	I7	
55	KC0W2X		06-DEC-2007	12:34:07	7338018	7K28188	I7	
56	KC0W2S		06-DEC-2007	12:37:36	7338018	7K28188	I7	
57	QC STD 6		06-DEC-2007	12:44:15			I7	
58	QC STD 7		06-DEC-2007	12:50:03			I7	
59	KC6WJ		06-DEC-2007	12:53:01	7338018	7K28188	I7	
60	KC6WJF		06-DEC-2007	12:56:31	7338018	7K28188	I7	
61	KC97L		06-DEC-2007	13:00:01	7338018	7K28188	I7	
62	KC97LF		06-DEC-2007	13:03:31	7338018	7K28188	I7	
63	KC97LFL		06-DEC-2007	13:07:03			I7	
64	KDC56B HNO3		06-DEC-2007	13:12:04	7338021	A7L040000	I7	Rerun Zn
65	KDC56C		06-DEC-2007	13:15:35	7338021	A7L040000	I7	
66	KC376		06-DEC-2007	13:20:37	7338021	7K29227	I7	
67	KC376X		06-DEC-2007	13:24:09	7338021	7K29227	I7	
68	KC376S		06-DEC-2007	13:27:39	7338021	7K29227	I7	
69	QC STD 6		06-DEC-2007	13:34:18			I7	
70	QC STD 7		06-DEC-2007	13:40:06			I7	
71	KC38E		06-DEC-2007	13:43:04	7338021	7K29227	I7	
72	KC38H		06-DEC-2007	13:46:33	7338021	7K29227	I7	
73	KC38K		06-DEC-2007	13:50:03	7338021	7K29227	I7	
74	KC9NM		06-DEC-2007	13:53:33	7338021	7K29227	I7	
75	KC9NX		06-DEC-2007	13:57:03	7338021	7K29227	I7	
76	KC9N0		06-DEC-2007	14:00:33	7338021	7K29227	I7	
77	KC9N1		06-DEC-2007	14:04:04	7338021	7K29227	I7	
78	KC9N1L		06-DEC-2007	14:07:36			I7	
79	KDC56B HCL		06-DEC-2007	14:12:37	7338021	A7L040000	I7	Ag SO
80	KDC56C	10	06-DEC-2007	14:16:09	7338021	A7L040000	I7	
81	QC STD 6		06-DEC-2007	14:21:10			I7	
82	QC STD 7		06-DEC-2007	14:26:58			I7	
83	KC376		06-DEC-2007	14:29:58	7338021	7K29227	I7	
84	KC376X		06-DEC-2007	14:33:29	7338021	7K29227	I7	
85	KC376S	10	06-DEC-2007	14:36:58	7338021	7K29227	I7	
86	KC38E		06-DEC-2007	14:41:58	7338021	7K29227	I7	
87	KC38H		06-DEC-2007	14:45:28	7338021	7K29227	I7	
88	KC38K		06-DEC-2007	14:48:59	7338021	7K29227	I7	

---------- (continued) ----------

#	WorkOrder	Dilution	Date	Time	Batch	Lot	Instrument
89	KC9NM		06-DEC-2007	14:52:30	7338021	7K29227	I7
90	KC9NX		06-DEC-2007	14:56:01	7338021	7K29227	I7
91	KC9N0		06-DEC-2007	14:59:32	7338021	7K29227	I7
92	KC9N1		06-DEC-2007	15:03:04	7338021	7K29227	I7
93	QC STD 6		06-DEC-2007	15:08:55			I7
94	QC STD 7		06-DEC-2007	15:14:43			I7
95	KC9N1L		06-DEC-2007	15:23:40			I7
96	KDJV6B		06-DEC-2007	15:28:43	7340036	A7L060000	I7
97	KDJV6C		06-DEC-2007	15:32:15	7340036	A7L060000	I7
98	KDHHA		06-DEC-2007	15:37:17	7340036	7L04225	I7
99	KDHJN		06-DEC-2007	15:40:47	7340036	7L04225	I7
100	KDHJNS		06-DEC-2007	15:44:17	7340036	7L04225	I7
101	KDHJND		06-DEC-2007	15:47:47	7340036	7L04225	I7
102	KDHJ1		06-DEC-2007	15:52:48	7340036	7L04225	I7
103	KDHJ1L		06-DEC-2007	15:56:20			I7
104	KDJV6B		06-DEC-2007	16:01:21	7340036	A7L060000	I7
105	QC STD 6		06-DEC-2007	16:04:51			I7
106	QC STD 7		06-DEC-2007	16:10:39			I7
107	KDJV6C	10	06-DEC-2007	16:16:02	7340036	A7L060000	I7
108	KDHHA		06-DEC-2007	16:21:04	7340036	7L04225	I7
109	KDHJN		06-DEC-2007	16:24:37	7340036	7L04225	I7
110	KDHJNS	10	06-DEC-2007	16:28:09	7340036	7L04225	I7
111	KDHJND	10	06-DEC-2007	16:31:43	7340036	7L04225	I7
112	KDHJ1		06-DEC-2007	16:36:44	7340036	7L04225	I7
113	KDHJ1L		06-DEC-2007	16:40:15			I7
114	KDJVTB		06-DEC-2007	16:43:45	7340030	A7L060000	I7
115	KDJVTC		06-DEC-2007	16:47:16	7340030	A7L060000	I7
116	QC STD 6		06-DEC-2007	16:50:46			I7
117	QC STD 7		06-DEC-2007	16:56:37			I7
118	KC39LR		06-DEC-2007	17:03:50	7340030	A7K290233	I7
119	KC39LS		06-DEC-2007	17:07:22	7334028	A7K290233	I7
120	KC39LD		06-DEC-2007	17:10:53	7334028	A7K290233	I7
121	KC6E1B HNO3		06-DEC-2007	17:15:55	7334030	A7K300000	I7
122	KC6E1C		06-DEC-2007	17:19:28	7334030	A7K300000	I7
123	KC397		06-DEC-2007	17:24:31	7334030	7K29236	I7
124	KC397X		06-DEC-2007	17:28:04	7334030	7K29236	I7
125	KC397S		06-DEC-2007	17:31:38	7334030	7K29236	I7
126	KC4TG		06-DEC-2007	17:36:40	7334030	7K29236	I7
127	KC4TJ		06-DEC-2007	17:40:10	7334030	7K29236	I7
128	QC STD 6		06-DEC-2007	17:46:00			I7
129	QC STD 7		06-DEC-2007	17:51:48			I7
130	KC4TL		06-DEC-2007	17:54:47	7334030	7K29236	I7
131	KC4TQ		06-DEC-2007	17:58:18	7334030	7K29236	I7
132	KC4TT		06-DEC-2007	18:01:50	7334030	7K29236	I7

---------- (continued) ----------

#	WorkOrder	Dilution	Date	Time	Batch	Lot	Instrument
133	KC4T0		06-DEC-2007	18:05:22	7334030	7K29236	I7
134	KC4T2		06-DEC-2007	18:08:54	7334030	7K29236	I7
135	KC4T4		06-DEC-2007	18:12:27	7334030	7K29236	I7
136	KC4T7		06-DEC-2007	18:15:59	7334030	7K29236	I7
137	KC4T7L		06-DEC-2007	18:19:33			I7
138	KC6E1B HCL		06-DEC-2007	18:24:36	7334030	A7K300000	I7
139	KC6E1C	10	06-DEC-2007	18:28:10	7334030	A7K300000	I7
140	QC STD 6		06-DEC-2007	18:33:12			I7
141	QC STD 7		06-DEC-2007	18:39:00			I7
142	KC397		06-DEC-2007	18:41:59	7334030	7K29236	I7
143	KC397X		06-DEC-2007	18:45:29	7334030	7K29236	I7
144	KC397S	10	06-DEC-2007	18:49:00	7334030	7K29236	I7
145	KC4TG		06-DEC-2007	18:54:02	7334030	7K29236	I7
146	KC4TJ		06-DEC-2007	18:57:34	7334030	7K29236	I7
147	KC4TL		06-DEC-2007	19:01:06	7334030	7K29236	I7
148	KC4TQ		06-DEC-2007	19:04:38	7334030	7K29236	I7
149	KC4TT		06-DEC-2007	19:08:11	7334030	7K29236	I7
150	KC4T0		06-DEC-2007	19:11:44	7334030	7K29236	I7
151	KC4T2		06-DEC-2007	19:15:18	7334030	7K29236	I7
152	QC STD 6		06-DEC-2007	19:21:09			I7
153	QC STD 7		06-DEC-2007	19:26:57			I7
154	KC4T4		06-DEC-2007	19:29:58	7334030	7K29236	I7
155	KC4T7		06-DEC-2007	19:33:32	7334030	7K29236	I7
156	KC4T7L		06-DEC-2007	19:37:04			I7
157	KDACMB		06-DEC-2007	19:42:06	7337016	A7L030000	I7
158	KDACMC		06-DEC-2007	19:45:37	7337016	A7L030000	I7
159	KC6R3		06-DEC-2007	19:50:40	7337016	A7K300129	I7
160	KC6R3S		06-DEC-2007	19:54:12	7337016	A7K300129	I7
161	KC6R3D		06-DEC-2007	19:57:45	7337016	A7K300129	I7
162	KC6TC		06-DEC-2007	20:02:48	7337016	A7K300129	I7
163	KC6TD		06-DEC-2007	20:06:21	7337016	A7K300129	I7
164	QC STD 6		06-DEC-2007	20:12:12			I7
165	QC STD 7		06-DEC-2007	20:18:00			I7
166	KC6TE		06-DEC-2007	20:21:00	7337016	A7K300129	I7
167	KC6TJ		06-DEC-2007	20:24:34	7337016	A7K300129	I7
168	KC6TM		06-DEC-2007	20:28:09	7337016	A7K300129	I7
169	KC6TN		06-DEC-2007	20:31:44	7337016	A7K300129	I7
170	KC6TP		06-DEC-2007	20:35:17	7337016	A7K300129	I7
171	KC6TQ		06-DEC-2007	20:38:49	7337016	A7K300129	I7
172	KC6TR		06-DEC-2007	20:42:21	7337016	A7K300129	I7
173	KC6TT		06-DEC-2007	20:45:53	7337016	A7K300129	I7
174	KC6TW		06-DEC-2007	20:49:26	7337016	A7K300129	I7
175	KC6TX		06-DEC-2007	20:52:59	7337016	A7K300129	I7
176	QC STD 6		06-DEC-2007	20:58:50			I7

Rerun V, Cr, Zn, Ba, Pb
Ag Sb

(continued)

: Instrument Upload Run Log - Page 1 :
: Started Fri Dec 7 15:09:55 2007 by DAVIESB :
: Data File: UPL$CAN_DATA_ROOT:<REP>120707A.REP;1 :

#	WorkOrder	Dilution	Date	Time	Batch	Lot	Instrument
1	BLANK		07-DEC-2007	09:18:12			I7
2	STANDARD 1		07-DEC-2007	09:21:44			I7
3	STANDARD 2		07-DEC-2007	09:25:18			I7
4	STANDARD 3		07-DEC-2007	09:28:52			I7
5	QC STD 1		07-DEC-2007	09:34:41			I7
6	QC STD 2		07-DEC-2007	09:40:30			I7
7	BLANK		07-DEC-2007	09:43:27			I7
8	BLANK		07-DEC-2007	09:46:59			I7
9	STANDARD 1		07-DEC-2007	09:50:32			I7
10	STANDARD 2		07-DEC-2007	09:54:05			I7
11	STANDARD 3		07-DEC-2007	09:57:39			I7
12	QC STD 1		07-DEC-2007	10:03:29			I7
13	QC STD 2		07-DEC-2007	10:09:17			I7
14	QC STD 3		07-DEC-2007	10:12:15			I7
15	QC STD 4		07-DEC-2007	10:15:59			I7
16	QC STD 5		07-DEC-2007	10:19:46			I7
17	QC STD 6		07-DEC-2007	10:26:26			I7
18	QC STD 7		07-DEC-2007	10:32:14			I7
19	KDC56B HN0		07-DEC-2007	10:35:11	7338021	A7L040000	I7
20	KC4T7	10	07-DEC-2007	10:38:38	7334030	7K29236	I7
21	KC4T7L	50	07-DEC-2007	10:42:06			I7
22	KC6VE		07-DEC-2007	10:45:34	7337016	A7K300129	I7
23	KC6VH		07-DEC-2007	10:49:02	7337016	A7K300129	I7
24	KC6VL		07-DEC-2007	10:52:31	7337016	A7K300129	I7
25	KC6VLL		07-DEC-2007	10:57:57			I7
26	QC STD 6		07-DEC-2007	11:02:56			I7
27	QC STD 7		07-DEC-2007	11:08:44			I7
28	KC6E3B		07-DEC-2007	11:13:15	7334031	A7K300000	I7
29	KC6E3C	10	07-DEC-2007	11:16:46	7334031	A7K300000	I7
30	KC4T9		07-DEC-2007	11:20:57	7334031	7K29236	I7
31	KC4T9X		07-DEC-2007	11:24:28	7334031	7K29236	I7
32	KC4T9S	10	07-DEC-2007	11:27:58	7334031	7K29236	I7
33	KC4VC		07-DEC-2007	11:32:07	7334031	7K29236	I7
34	KC4VE		07-DEC-2007	11:35:36	7334031	7K29236	I7
35	KC4VJ		07-DEC-2007	11:39:05	7334031	7K29236	I7
36	KC4VK		07-DEC-2007	11:42:35	7334031	7K29236	I7
37	KC4VM		07-DEC-2007	11:46:05	7334031	7K29236	I7
38	QC STD 6		07-DEC-2007	11:51:54			I7
39	QC STD 7		07-DEC-2007	11:57:42			I7
40	KC4VQ		07-DEC-2007	12:00:41	7334031	7K29236	I7
41	KC4VR		07-DEC-2007	12:04:12	7334031	7K29236	I7
42	KC4VW		07-DEC-2007	12:07:43	7334031	7K29236	I7
43	KC4V3		07-DEC-2007	12:11:15	7334031	7K29236	I7
44	KC4V5		07-DEC-2007	12:14:46	7334031	7K29236	I7

(continued)

#	WorkOrder	Dilution	Date	Time	Batch	Lot	Instrument
45	KC4V6		07-DEC-2007	12:18:18	7334031	7K29236	I7
46	KC4V8		07-DEC-2007	12:21:49	7334031	7K29236	I7
47	KC4WC		07-DEC-2007	12:25:18	7334031	7K29236	I7
48	KC4WF		07-DEC-2007	12:28:47	7334031	7K29236	I7
49	KC4WH		07-DEC-2007	12:32:17	7334031	7K29236	I7
50	QC STD 6		07-DEC-2007	12:38:06			I7
51	QC STD 7		07-DEC-2007	12:43:54			I7
52	KC4WJ		07-DEC-2007	12:46:53	7334031	7K29236	I7
53	KC4WK		07-DEC-2007	12:50:23	7334031	7K29236	I7
54	KC4WL		07-DEC-2007	12:53:54	7334031	7K29236	I7
55	KC4WM		07-DEC-2007	12:57:25	7334031	7K29236	I7
56	KC4WML		07-DEC-2007	13:00:56			I7
57	QC STD 6		07-DEC-2007	13:06:46			I7
58	QC STD 7		07-DEC-2007	13:12:34			I7
59	KDC52B		07-DEC-2007	13:18:07	7338019	A7L040000	I7
60	KDC52C	10	07-DEC-2007	13:21:39	7338019	A7L040000	I7
61	KC9Q2		07-DEC-2007	13:26:41	7338019	7L01179	I7
62	KC9Q2X		07-DEC-2007	13:30:12	7338019	7L01179	I7
63	KC9Q2S	10	07-DEC-2007	13:33:42	7338019	7L01179	I7
64	KC9Q3		07-DEC-2007	13:38:41	7338019	7L01179	I7
65	KC9Q5		07-DEC-2007	13:42:12	7338019	7L01179	I7
66	KC9Q6		07-DEC-2007	13:45:42	7338019	7L01179	I7
67	KC9Q8		07-DEC-2007	13:49:13	7338019	7L01179	I7
68	KC9RA		07-DEC-2007	13:52:44	7338019	7L01179	I7
69	QC STD 6		07-DEC-2007	13:58:34			I7
70	QC STD 7		07-DEC-2007	14:04:23			I7
71	KC9RC		07-DEC-2007	14:07:22	7338019	7L01179	I7
72	KC9RG		07-DEC-2007	14:10:54	7338019	7L01179	I7
73	KC9RJ		07-DEC-2007	14:14:26	7338019	7L01179	I7
74	KC9RK		07-DEC-2007	14:17:59	7338019	7L01179	I7
75	KC9RL		07-DEC-2007	14:21:32	7338019	7L01179	I7
76	KC9RN		07-DEC-2007	14:25:03	7338019	7L01179	I7
77	KC9RQ		07-DEC-2007	14:28:33	7338019	7L01179	I7
78	KC9RR		07-DEC-2007	14:32:03	7338019	7L01179	I7
79	KC9RV		07-DEC-2007	14:35:33	7338019	7L01179	I7
80	KC9R0		07-DEC-2007	14:41:24	7338019	7L01179	I7
81	QC STD 6		07-DEC-2007	14:44:54			I7
82	QC STD 7		07-DEC-2007	14:50:42			I7
83	KC9R1		07-DEC-2007	14:53:42	7338019	7L01179	I7
84	KC9R1L		07-DEC-2007	14:57:13			I7
85	QC STD 6		07-DEC-2007	15:03:06			I7
86	QC STD 7		07-DEC-2007	15:08:54			I7

Ag Sb

---------- End of Report ----------

Instrument Upload — Run Log - Page 1

Started Sat Dec 8 11:32:04 2007 by COUNTSK

Data File: UPL$CAN_DATA_ROOT:<REP>120707B.REP;1

#	WorkOrder	Dilution	Date	Time	Batch	Lot	Instrument
1	BLANK		07-DEC-2007	15:13:28			I7
2	BLANK		07-DEC-2007	15:17:00			I7
3	BLANK		07-DEC-2007	15:22:40			I7
4	STANDARD 1		07-DEC-2007	15:26:13			I7
5	STANDARD 2		07-DEC-2007	15:29:46			I7
6	STANDARD 3		07-DEC-2007	15:33:20			I7
7	QC STD 1		07-DEC-2007	15:39:10			I7
8	QC STD 2		07-DEC-2007	15:44:58			I7
9	QC STD 3		07-DEC-2007	15:47:56			I7
10	QC STD 4		07-DEC-2007	15:51:40			I7
11	QC STD 5		07-DEC-2007	15:55:26			I7
12	QC STD 5		07-DEC-2007	16:06:42			I7
13	QC STD 6		07-DEC-2007	16:13:22			I7
14	QC STD 7		07-DEC-2007	16:23:04			I7
15	KC6E3B		07-DEC-2007	16:26:03	7334031	A7K300000	I7
16	KC6E3C		07-DEC-2007	16:29:33	7334031	A7K300000	I7
17	KC4T9		07-DEC-2007	16:34:33	7334031	7K29236	I7
18	KC4T9X		07-DEC-2007	16:38:03	7334031	7K29236	I7
19	KC4T9S		07-DEC-2007	16:41:34	7334031	7K29236	I7
20	KC4VC		07-DEC-2007	16:46:33	7334031	7K29236	I7
21	KC4VE		07-DEC-2007	16:50:01	7334031	7K29236	I7
22	KC4VJ		07-DEC-2007	16:53:29	7334031	7K29236	I7
23	KC4VK		07-DEC-2007	16:56:58	7334031	7K29236	I7
24	KC4VM		07-DEC-2007	17:00:27	7334031	7K29236	I7
25	QC STD 6		07-DEC-2007	17:06:16			I7
26	QC STD 7		07-DEC-2007	17:12:04			I7
27	KC4VQ		07-DEC-2007	17:15:02	7334031	7K29236	I7
28	KC4VR		07-DEC-2007	17:18:31	7334031	7K29236	I7
29	KC4VW		07-DEC-2007	17:22:01	7334031	7K29236	I7
30	KC4V3		07-DEC-2007	17:25:31	7334031	7K29236	I7
31	KC4V5		07-DEC-2007	17:29:02	7334031	7K29236	I7
32	KC4V6		07-DEC-2007	17:32:33	7334031	7K29236	I7
33	KC4V8		07-DEC-2007	17:36:04	7334031	7K29236	I7
34	KC4WC		07-DEC-2007	17:39:34	7334031	7K29236	I7
35	KC4WF		07-DEC-2007	17:43:02	7334031	7K29236	I7
36	KC4WH		07-DEC-2007	17:46:31	7334031	7K29236	I7
37	QC STD 6		07-DEC-2007	17:52:19			I7
38	QC STD 7		07-DEC-2007	17:58:08			I7
39	KC4WJ		07-DEC-2007	18:01:06	7334031	7K29236	I7
40	KC4WK		07-DEC-2007	18:04:35	7334031	7K29236	I7
41	KC4WL		07-DEC-2007	18:08:04	7334031	7K29236	I7
42	KC4WM		07-DEC-2007	18:11:34	7334031	7K29236	I7
43	KC4WML		07-DEC-2007	18:15:04			I7
44	KDC52B		07-DEC-2007	18:20:05	7338019	A7L040000	I7

(continued)

#	WorkOrder	Dilution	Date	Time	Batch	Lot	Instrument
45	KDC52C		07-DEC-2007	18:23:37	7338019	A7L040000	I7
46	KC9Q2		07-DEC-2007	18:28:40	7338019	7L01179	I7
47	KC9Q2X		07-DEC-2007	18:32:11	7338019	7L01179	I7
48	KC9Q2S		07-DEC-2007	18:35:40	7338019	7L01179	I7
49	QC STD 6		07-DEC-2007	18:41:30			I7
50	QC STD 7		07-DEC-2007	18:47:17			I7
51	KC9Q3		07-DEC-2007	18:50:16	7338019	7L01179	I7
52	KC9Q5		07-DEC-2007	18:53:46	7338019	7L01179	I7
53	KC9Q6		07-DEC-2007	18:57:17	7338019	7L01179	I7
54	KC9Q8		07-DEC-2007	19:00:48	7338019	7L01179	I7
55	KC9RA		07-DEC-2007	19:04:19	7338019	7L01179	I7
56	KC9RC		07-DEC-2007	19:07:51	7338019	7L01179	I7
57	KC9RG		07-DEC-2007	19:11:23	7338019	7L01179	I7
58	KC9RJ		07-DEC-2007	19:14:55	7338019	7L01179	I7
59	KC9RK		07-DEC-2007	19:18:27	7338019	7L01179	I7
60	KC9RL		07-DEC-2007	19:22:00	7338019	7L01179	I7
61	QC STD 6		07-DEC-2007	19:27:51			I7
62	QC STD 7		07-DEC-2007	19:33:39			I7
63	KC9RN		07-DEC-2007	19:36:38	7338019	7L01179	I7
64	KC9RQ		07-DEC-2007	19:40:09	7338019	7L01179	I7
65	KC9RR		07-DEC-2007	19:43:39	7338019	7L01179	I7
66	KC9RV		07-DEC-2007	19:47:09	7338019	7L01179	I7
67	KC9R0		07-DEC-2007	19:50:40	7338019	7L01179	I7
68	KC9R1		07-DEC-2007	19:54:11	7338019	7L01179	I7
69	KC9R1L		07-DEC-2007	19:57:43			I7
70	QC STD 6		07-DEC-2007	20:03:33			I7
71	QC STD 7		07-DEC-2007	20:09:21			I7
72	QC STD 4		07-DEC-2007	20:52:56			I7
73	QC STD 5		07-DEC-2007	21:00:08			I7
74	QC STD 6		07-DEC-2007	21:14:04			I7
75	QC STD 7		07-DEC-2007	21:21:19			I7
76	KC4WH		07-DEC-2007	21:35:30	7334031	7K29236	I7
77	KDM0CBF		07-DEC-2007	21:40:32	7341022	A7L070000	I7
78	KDM0CCF		07-DEC-2007	21:44:05	7341022	A7L070000	I7
79	KDMA5F		07-DEC-2007	21:49:07	7341022	A7L060394	I7
80	KDMA5SF		07-DEC-2007	21:52:41	7341022	A7L060394	I7
81	KDMA5DF		07-DEC-2007	21:56:13	7341022	A7L060394	I7
82	KDMCJF		07-DEC-2007	22:01:13	7341022	A7L060394	I7
83	KDMCKF		07-DEC-2007	22:04:44	7341022	A7L060394	I7
84	KDMCLF		07-DEC-2007	22:08:14	7341022	A7L060394	I7
85	KC4WH	2	07-DEC-2007	22:11:46			I7
86	QC STD 6		07-DEC-2007	22:17:36			I7
87	QC STD 7		07-DEC-2007	22:23:24			I7
88	KDMCMF		07-DEC-2007	22:26:23	7341022	A7L060394	I7

---------- (continued) ----------

```
:       Instrument Upload                                    Run Log - Page  1 :
:       Started Wed Dec  5 09:26:28 2007 by COUNTSK                            :
:       Data File: UPL$CAN_DATA_ROOT:<TJA>I61204A.ARC;1                        :
```

#	WorkOrder	Dilution	Date	Time	Batch	Lot	Instrument
1	S0	1	04-DEC-2007	07:33:00			I6
2	CALSTD	1	04-DEC-2007	07:39:00			I6
3	CAL	1	04-DEC-2007	07:45:00			I6
4	S100	1	04-DEC-2007	07:50:00			I6
5	ICV	1	04-DEC-2007	07:55:00			I6
6	ICB	1	04-DEC-2007	08:03:00			I6
7	CRI	MRL	04-DEC-2007	08:08:00			I6
8	CRIQ	1	04-DEC-2007	08:14:00	Fe only		I6
9	ICSA	1	04-DEC-2007	08:20:00			I6
10	FE	1	04-DEC-2007	08:29:00			I6
11	ICSA	1	04-DEC-2007	08:36:00			I6
12	ICSAB	1	04-DEC-2007	08:41:00			I6
13	CCV	1	04-DEC-2007	08:48:00			I6
14	CCB	1	04-DEC-2007	08:56:00			I6
15	IDL	1	04-DEC-2007	09:21:00			I6
16	IDL	1	04-DEC-2007	09:26:00			I6
17	IDL	1	04-DEC-2007	09:31:00			I6
18	IDL	1	04-DEC-2007	09:36:00			I6
19	IDL	1	04-DEC-2007	09:41:00			I6
20	IDL	1	04-DEC-2007	09:46:00			I6
21	IDL	1	04-DEC-2007	09:51:00			I6
22	CCV	1	04-DEC-2007	10:12:00			I6
23	CCB	1	04-DEC-2007	10:19:00			I6
24	KDACAB	1	04-DEC-2007	10:25:00	7337011	A7L030000	I6
25	KDACAC	1	04-DEC-2007	10:30:00	7337011	A7L030000	I6
26	KC9JR	1	04-DEC-2007	10:36:00	7337011	A7L010151	I6
27	KC9JW	1	04-DEC-2007	10:41:00	7337011	A7L010151	I6
28	KC9J0	1	04-DEC-2007	10:46:00	7337011	A7L010151	I6
29	KC9J2	1	04-DEC-2007	10:51:00	7337011	A7L010151	I6
30	KC9J3	1	04-DEC-2007	10:56:00	7337011	A7L010151	I6
31	KC9J4	1	04-DEC-2007	11:01:00	7337011	A7L010151	I6
32	KC9J8	1	04-DEC-2007	11:07:00	7337011	A7L010151	I6
33	KC9J8L	1	04-DEC-2007	11:12:00			I6
34	CCV	1	04-DEC-2007	11:19:00			I6
35	CCB	1	04-DEC-2007	11:27:00			I6
36	KC9J8A	1	04-DEC-2007	11:32:00	7337011	A7L010151	I6
37	KC9J8S	1	04-DEC-2007	11:38:00	7337011	A7L010151	I6
38	KC9J8D	1	04-DEC-2007	11:43:00	7337011	A7L010151	I6
39	KC6E1B	1	04-DEC-2007	11:49:00	7334030	A7K300000	I6
40	KC6E1C	1	04-DEC-2007	11:54:00	7334030	A7K300000	I6
41	KC397	1	04-DEC-2007	12:00:00	7334030	7K29236	I6
42	KC397L	1	04-DEC-2007	12:05:00			I6
43	KC397X	1	04-DEC-2007	12:10:00	7334030	7K29236	I6
44	KC397S	1	04-DEC-2007	12:15:00	7334030	7K29236	I6

(continued)

#	WorkOrder	Dilution	Date	Time	Batch	Lot	Instrument	
45	KC4TG	1	04-DEC-2007	12:21:00	7334030	7K29236	I6	
46	CCV	1	04-DEC-2007	12:29:00			I6	
47	CCB	1	04-DEC-2007	12:36:00			I6	
48	KC4TJ	1	04-DEC-2007	12:41:00	7334030	7K29236	I6	
49	KC4TL	1	04-DEC-2007	12:47:00	7334030	7K29236	I6	
50	KC4TQ	1	04-DEC-2007	12:52:00	7334030	7K29236	I6	
51	KC4TT	1	04-DEC-2007	12:57:00	7334030	7K29236	I6	Dilution at 22:31
52	KC4T0	1	04-DEC-2007	13:02:00	7334030	7K29236	I6	
53	KC4T2	1	04-DEC-2007	13:07:00	7334030	7K29236	I6	
54	KC4T4	1	04-DEC-2007	13:13:00	7334030	7K29236	I6	
55	KC4T7	1	04-DEC-2007	13:18:00	7334030	7K29236	I6	
56	KC6E3B	1	04-DEC-2007	13:24:00	7334031	A7K300000	I6	
57	KC6E3C	1	04-DEC-2007	13:29:00	7334031	A7K300000	I6	
58	CCV	1	04-DEC-2007	13:36:00			I6	
59	CCB	1	04-DEC-2007	13:44:00			I6	
60	KC4T9	1	04-DEC-2007	13:49:00	7334031	7K29236	I6	
61	KC4T9L	1	04-DEC-2007	13:54:00			I6	
62	KC4T9X	1	04-DEC-2007	14:00:00	7334031	7K29236	I6	
63	KC4T9S	1	04-DEC-2007	14:05:00	7334031	7K29236	I6	
64	KC4VC	1	04-DEC-2007	14:11:00	7334031	7K29236	I6	Dilution at 22:36
65	KC4VE	1	04-DEC-2007	14:16:00	7334031	7K29236	I6	
66	KC4VJ	1	04-DEC-2007	14:21:00	7334031	7K29236	I6	
67	KC4VK	1	04-DEC-2007	14:26:00	7334031	7K29236	I6	
68	KC4VM	1	04-DEC-2007	14:33:00	7334031	7K29236	I6	
69	KC4VQ	1	04-DEC-2007	14:38:00	7334031	7K29236	I6	
70	CCV	1	04-DEC-2007	14:46:00			I6	
71	CCB	1	04-DEC-2007	14:53:00			I6	
72	CCV	1	04-DEC-2007	15:03:00			I6	
73	CCB	1	04-DEC-2007	15:11:00			I6	
74	KC4VR	1	04-DEC-2007	15:16:00	7334031	7K29236	I6	
75	KC4VW	1	04-DEC-2007	15:21:00	7334031	7K29236	I6	
76	KC4V3	1	04-DEC-2007	15:26:00	7334031	7K29236	I6	
77	KC4V5	1	04-DEC-2007	15:31:00	7334031	7K29236	I6	
78	KC4V6	1	04-DEC-2007	15:37:00	7334031	7K29236	I6	
79	KC4V8	1	04-DEC-2007	15:42:00	7334031	7K29236	I6	
80	KC4WC	1	04-DEC-2007	15:47:00	7334031	7K29236	I6	
81	KC4WF	1	04-DEC-2007	15:52:00	7334031	7K29236	I6	
82	KC4WH	1	04-DEC-2007	15:57:00	7334031	7K29236	I6	Dilution at 05:20
83	KC4WJ	1	04-DEC-2007	16:03:00	7334031	7K29236	I6	
84	CCV	1	04-DEC-2007	16:09:00			I6	
85	CCB	1	04-DEC-2007	16:17:00			I6	
86	KC4WK	1	04-DEC-2007	16:22:00	7334031	7K29236	I6	
87	KC4WL	1	04-DEC-2007	16:27:00	7334031	7K29236	I6	
88	KC4WM	1	04-DEC-2007	16:32:00	7334031	7K29236	I6	

(continued)

#	WorkOrder	Dilution	Date	Time	Batch	Lot	Instrument
89	KDACVB	1	04-DEC-2007	16:38:00	7337020	A7L030000	I6
90	KDACVC	1	04-DEC-2007	16:43:00	7337020	A7L030000	I6
91	KC7LP	1	04-DEC-2007	16:49:00	7337020	A7K300214	I6
92	KC7LPS	1	04-DEC-2007	16:54:00	7337020	A7K300214	I6
93	KC7LPD	1	04-DEC-2007	16:59:00	7337020	A7K300214	I6
94	KC7MT	1	04-DEC-2007	17:05:00	7337020	A7K300214	I6
95	KC7MX	1	04-DEC-2007	17:10:00	7337020	A7K300214	I6
96	CCV	1	04-DEC-2007	17:18:00			I6
97	CCB	1	04-DEC-2007	17:26:00			I6
98	KC7M0	1	04-DEC-2007	17:31:00	7337020	A7K300214	I6
99	KC7M1	1	04-DEC-2007	17:36:00	7337020	A7K300214	I6
100	KC7M3	1	04-DEC-2007	17:41:00	7337020	A7K300214	I6
101	KC653S	5	04-DEC-2007	17:47:00	7337027	A7K300166	I6
102	KC6D6B	1	04-DEC-2007	17:53:00	7334018	A7K300000	I6
103	KC6D6C	1	04-DEC-2007	17:58:00	7334018	A7K300000	I6
104	KC3HV	1	04-DEC-2007	18:04:00	7334018	A7K290159	I6
105	KC3J5	1	04-DEC-2007	18:09:00	7334018	A7K290159	I6
106	KC3J5	5	04-DEC-2007	18:14:00	7334018	A7K290159	I6
107	KC3J7	1	04-DEC-2007	18:20:00	7334018	A7K290159	I6
108	CCV	1	04-DEC-2007	18:27:00			I6
109	CCB	1	04-DEC-2007	18:35:00			I6
110	KC3J8	1	04-DEC-2007	18:40:00	7334018	A7K290159	I6
111	KC3KA	1	04-DEC-2007	18:45:00	7334018	A7K290159	I6
112	KC3KAS	1	04-DEC-2007	18:51:00	7334018	A7K290159	I6
113	KC3KAD	1	04-DEC-2007	18:56:00	7334018	A7K290159	I6
114	KC3KL	1	04-DEC-2007	19:02:00	7334018	A7K290159	I6
115	KC3KP	1	04-DEC-2007	19:07:00	7334018	A7K290159	I6
116	KC3KR	1	04-DEC-2007	19:12:00	7334018	A7K290159	I6
117	KC3KX	1	04-DEC-2007	19:17:00	7334018	A7K290159	I6
118	KC3K1	1	04-DEC-2007	19:23:00	7334018	A7K290159	I6
119	KC3K3	1	04-DEC-2007	19:28:00	7334018	A7K290159	I6
120	CCV	1	04-DEC-2007	19:35:00			I6
121	CCB	1	04-DEC-2007	19:43:00			I6
122	KC3K5	1	04-DEC-2007	19:48:00	7334018	A7K290159	I6
123	KC4HE	1	04-DEC-2007	19:54:00	7334018	7K28254	I6
124	KC4HEL	1	04-DEC-2007	19:59:00			I6
125	KC6DWB	1	04-DEC-2007	20:05:00	7334014	A7K300000	I6
126	KC6DWC	1	04-DEC-2007	20:10:00	7334014	A7K300000	I6
127	KC21D	1	04-DEC-2007	20:16:00	7334014	7K29102	I6
128	KC21DL	1	04-DEC-2007	20:21:00			I6
129	KC21E	1	04-DEC-2007	20:26:00	7334014	7K29102	I6
130	KC21T	1	04-DEC-2007	20:31:00	7334014	7K29102	I6
131	KC213	1	04-DEC-2007	20:36:00	7334014	7K29102	I6
132	CCV	1	04-DEC-2007	20:44:00			I6

(continued)

#	WorkOrder	Dilution	Date	Time	Batch	Lot	Instrument
133	CCB	1	04-DEC-2007	20:52:00			I6
134	KC4AG	1	04-DEC-2007	20:57:00	7334014	A7K290238	I6
135	KC4AX	1	04-DEC-2007	21:02:00	7334014	A7K290238	I6
136	KC4A1	1	04-DEC-2007	21:07:00	7334014	A7K290238	I6
137	KC4A4	1	04-DEC-2007	21:13:00	7334014	A7K290238	I6
138	KC4A6	1	04-DEC-2007	21:18:00	7334014	A7K290238	I6
139	KC4A8	1	04-DEC-2007	21:23:00	7334014	A7K290238	I6
140	KC4CA	1	04-DEC-2007	21:28:00	7334014	A7K290238	I6
141	KC4CE	1	04-DEC-2007	21:33:00	7334014	A7K290238	I6
142	KC4CG	1	04-DEC-2007	21:39:00	7334014	A7K290238	I6
143	KC4CGS	1	04-DEC-2007	21:44:00	7334014	A7K290238	I6
144	CCV	1	04-DEC-2007	21:52:00			I6
145	CCB	1	04-DEC-2007	21:59:00			I6
146	KC4CGD	1	04-DEC-2007	22:05:00	7334014	A7K290238	I6
147	KC4CL	1	04-DEC-2007	22:10:00	7334014	A7K290238	I6
148	KC4CQ	1	04-DEC-2007	22:16:00	7334014	A7K290238	I6
149	KC4CR	1	04-DEC-2007	22:21:00	7334014	A7K290238	I6
150	KC4CW	1	04-DEC-2007	22:26:00	7334014	A7K290238	I6
151	KC4TT	5	04-DEC-2007	22:31:00	7334030	7K29236	I6
152	KC4VC	5	04-DEC-2007	22:36:00	7334031	7K29236	I6
153	CRI	MRL	04-DEC-2007	22:44:00			I6
154	CCV	1	04-DEC-2007	22:49:00			I6
155	CCB	1	04-DEC-2007	22:57:00			I6
156	CCV	1	05-DEC-2007	00:12:00			I6
157	CCB	1	05-DEC-2007	00:20:00			I6
158	KDADEB	1	05-DEC-2007	01:30:00	7337028	A7L030000	I6
159	KDADEC	1	05-DEC-2007	01:35:00	7337028	A7L030000	I6
160	KC9TJ	1	05-DEC-2007	01:42:00	7337028	7L01191	I6
161	KC9T7	1	05-DEC-2007	01:47:00	7337028	7L01191	I6
162	KC9T8	1	05-DEC-2007	01:52:00	7337028	7L01191	I6
163	KC9VD	1	05-DEC-2007	01:57:00	7337028	7L01191	I6
164	KC9VDS	1	05-DEC-2007	02:02:00	7337028	7L01191	I6
165	KC9VDD	1	05-DEC-2007	02:07:00	7337028	7L01191	I6
166	KC9VF	1	05-DEC-2007	02:14:00	7337028	7L01191	I6
167	KC9VL	1	05-DEC-2007	02:19:00	7337028	7L01191	I6
168	CCV	1	05-DEC-2007	02:27:00			I6
169	CCB	1	05-DEC-2007	02:34:00			I6
170	KC9VN	1	05-DEC-2007	02:40:00	7337028	7L01191	I6
171	KC9VR	1	05-DEC-2007	02:45:00	7337028	7L01191	I6
172	KC9VV	1	05-DEC-2007	02:50:00	7337028	7L01191	I6
173	KC9V1	1	05-DEC-2007	02:55:00	7337028	7L01191	I6
174	KC9V2	1	05-DEC-2007	03:00:00	7337028	7L01191	I6
175	KC9V5	1	05-DEC-2007	03:06:00	7337028	7L01191	I6
176	KC9V6	1	05-DEC-2007	03:11:00	7337028	7L01191	I6

Fe Mn

(continued)

#	WorkOrder	Dilution	Date	Time	Batch	Lot	Instrument	
177	KC9V7	1	05-DEC-2007	03:16:00	7337028	7L01191	I6	
178	KC9WR	1	05-DEC-2007	03:21:00	7337028	7L01191	I6	
179	KC9WV	1	05-DEC-2007	03:26:00	7337028	7L01191	I6	
180	CCV	1	05-DEC-2007	03:34:00			I6	
181	CCB	1	05-DEC-2007	03:42:00			I6	
182	KC9WVL	1	05-DEC-2007	03:47:00			I6	
183	KDC56B	1	05-DEC-2007	03:54:00	7338021	A7L040000	I6	
184	KDC56C	1	05-DEC-2007	04:00:00	7338021	A7L040000	I6	
185	KC376	1	05-DEC-2007	04:06:00	7338021	7K29227	I6	
186	KC376X	1	05-DEC-2007	04:11:00	7338021	7K29227	I6	
187	KC376S	1	05-DEC-2007	04:16:00	7338021	7K29227	I6	
188	KC38E	1	05-DEC-2007	04:23:00	7338021	7K29227	I6	
189	KC38H	1	05-DEC-2007	04:28:00	7338021	7K29227	I6	
190	KC38K	1	05-DEC-2007	04:33:00	7338021	7K29227	I6	
191	KC9NM	1	05-DEC-2007	04:39:00	7338021	7K29227	I6	
192	CCV	1	05-DEC-2007	04:47:00			I6	
193	CCB	1	05-DEC-2007	04:54:00			I6	
194	KC9NX	1	05-DEC-2007	05:00:00	7338021	7K29227	I6	
195	KC9N0	1	05-DEC-2007	05:05:00	7338021	7K29227	I6	
196	KC9N0L	1	05-DEC-2007	05:10:00			I6	
197	KC9N1	1	05-DEC-2007	05:15:00	7338021	7K29227	I6	
198	KC4WH	5	05-DEC-2007	05:20:00	7334031	7K29236	I6	FeMn
199	KC6D8B	1	05-DEC-2007	05:29:00	7334019	A7K300000	I6	
200	KC6D8C	1	05-DEC-2007	05:34:00	7334019	A7K300000	I6	
201	KC4K7	1	05-DEC-2007	05:40:00	7334019	A7K290284	I6	
202	KC4LE	1	05-DEC-2007	05:46:00	7334019	A7K290284	I6	
203	CCV	1	05-DEC-2007	05:53:00			I6	
204	CCB	1	05-DEC-2007	06:01:00			I6	
205	KC4AG	1	05-DEC-2007	06:06:00	7334014	A7K290238	I6	
206	KC4AX	1	05-DEC-2007	06:11:00	7334014	A7K290238	I6	
207	KC4A1	1	05-DEC-2007	06:16:00	7334014	A7K290238	I6	
208	KC4A4	1	05-DEC-2007	06:22:00	7334014	A7K290238	I6	
209	KC4A6	1	05-DEC-2007	06:27:00	7334014	A7K290238	I6	
210	KC4A8	1	05-DEC-2007	06:32:00	7334014	A7K290238	I6	
211	KC4CA	1	05-DEC-2007	06:37:00	7334014	A7K290238	I6	
212	KC4CE	1	05-DEC-2007	06:42:00	7334014	A7K290238	I6	
213	KC4CG	1	05-DEC-2007	06:48:00	7334014	A7K290238	I6	
214	KC4CGS	1	05-DEC-2007	06:53:00	7334014	A7K290238	I6	
215	CCV	1	05-DEC-2007	07:00:00			I6	
216	CCB	1	05-DEC-2007	07:09:00			I6	
217	KC4CGD	1	05-DEC-2007	07:14:00	7334014	A7K290238	I6	
218	KC4CL	1	05-DEC-2007	07:20:00	7334014	A7K290238	I6	
219	KC4CQ	1	05-DEC-2007	07:25:00	7334014	A7K290238	I6	
220	KC4CR	1	05-DEC-2007	07:30:00	7334014	A7K290238	I6	

(continued)

METHOD BLANK REPORT

General Chemistry

Client Lot #...: 7K29236 **Matrix.....:** SOLID

PARAMETER	RESULT	REPORTING LIMIT	UNITS	METHOD	PREPARATION-ANALYSIS DATE	PREP BATCH #
Percent Solids		Work Order #: KDE7X1AA		MB Lot-Sample #:	A7L040000-083	
	ND	10.0	%	MCAWW 160.3 MOD	12/04-12/05/07	7338083
		Dilution Factor: 1				
Percent Solids		Work Order #: KDE8N1AA		MB Lot-Sample #:	A7L040000-084	
	ND	10.0	%	MCAWW 160.3 MOD	12/04-12/05/07	7338084
		Dilution Factor: 1				

NOTE(S):

Calculations are performed before rounding to avoid round-off errors in calculated results.

SAMPLE DUPLICATE EVALUATION REPORT

General Chemistry

Client Lot #...: A7K290236 **Work Order #...:** KC4VE-SMP KC4VE-DUP **Matrix.....:** SO

Date Sampled...: 11/27/07 13:40 **Date Received..:** 11/29/07

% Moisture.....: 8.8

PARAM	RESULT	DUPLICATE RESULT	UNITS	RPD	RPD LIMIT	METHOD	PREPARATION-ANALYSIS DATE	PREP BATCH #
Percent Solids						SD Lot-Sample #: A7K290236-013		
	91.2	90.7	%	0.51	(0-20)	MCAWW 160.3 MOD	12/04-12/05/07	7338083

Dilution Factor: 1

SAMPLE DUPLICATE EVALUATION REPORT

General Chemistry

Client Lot #...: A7K290236 **Work Order #...:** KC4VM-SMP KC4VM-DUP **Matrix.....:** SO

Date Sampled...: 11/27/07 14:25 **Date Received..:** 11/29/07

% Moisture.....: 17

PARAM	RESULT	DUPLICATE RESULT	UNITS	RPD	RPD LIMIT	METHOD	PREPARATION-ANALYSIS DATE	PREP BATCH #
Percent Solids						SD Lot-Sample #: A7K290236-016		
	82.8	86.1	%	3.8	(0-20)	MCAWW 160.3 MOD	12/04-12/05/07	7338083

Dilution Factor: 1

SAMPLE DUPLICATE EVALUATION REPORT

General Chemistry

Client Lot #...: A7K290236 **Work Order #...:** KC4WK-SMP KC4WK-DUP **Matrix.....:** SO

Date Sampled...: 11/28/07 13:45 **Date Received..:** 11/29/07

% Moisture.....: 14

PARAM	RESULT	DUPLICATE RESULT	UNITS	RPD	RPD LIMIT	METHOD	PREPARATION-ANALYSIS DATE	PREP BATCH #
Percent Solids						SD Lot-Sample #: A7K290236-028		
	85.6	85.0	%	0.64	(0-20)	MCAWW 160.3 MOD	12/04-12/05/07	7338084

Dilution Factor: 1

SAMPLE DUPLICATE EVALUATION REPORT

General Chemistry

Client Lot #...: A7K290236 **Work Order #...:** KC7NK-SMP KC7NK-DUP **Matrix.....:** SOLID

Date Sampled...: 11/27/07 15:25 **Date Received..:** 11/30/07

% Moisture.....: 19

PARAM	RESULT	DUPLICATE RESULT	UNITS	RPD	RPD LIMIT	METHOD	PREPARATION-ANALYSIS DATE	PREP BATCH #
Percent Solids						SD Lot-Sample #: A7K300216-004		
	81.1	86.4	%	6.3	(0-20)	MCAWW 160.3 MOD	12/04-12/05/07	7338084

Dilution Factor: 1

Test America-N. Canton Elan 6100 ICPMS

Sample DUP-01

Quantitative Analysis Report

Sample ID: **KC4VW**

Sample Date/Time: Friday, December 07, 2007 17:22:01
Method File: c:\elandata\Method\analysis.mth
Dataset File: C:\elandata\Dataset\120707B\
Number of Replicates: 2

$(2.4474)(\frac{100}{1})(\frac{1}{.772})(\frac{1}{1000}) = 0.317$ mg/kg

Concentration Results

	Analyt	Mass	Conc. Mean	Conc. RSD	Meas. Intens. Mean	Sample Unit	Blank Intensity
|>	Li	6			1229622.582	ppb	1143055.205
|-	Be	9	2.447404	2.198	589.018	ppb	3
|>	Sc	45			1035213.168	ppb	1069492.339
|	V	51	246.657056	5.669	1821557.835	ppb	1964.998
|	Cr	52	138.986504	1.196	875546.32	ppb	17749.201
|	Cr	53	151.332169	6.062	135228.383	ppb	36181.19
|-	Co	59	23.737694	4.045	176987.372	ppb	125.002
|-	Ni	60	50.598663	3.002	76125.068	ppb	133.002
|	Ni	62	52.805853	1.78	12084.73	ppb	320.507
|	Cu	63	88.64308	0.99	266393.752	ppb	187.503
|	Cu	65	89.048638	4.516	127305.234	ppb	85.501
|	Zn	66	622.300352	0.454	428811.538	ppb	329.007
|	Zn	67	601.674826	2.864	74751.321	ppb	3627.502
|	Zn	68	621.979154	0.716	304463.333	ppb	704.524
|>	Ge	72			932918.853	ppb	1031066.829
|	As	75	17.392956	0.58	15977.503	ppb	595.993
|	Se	77	3.163394	33.989	1057.05	ppb	928.04
|-	Se	82	1.843524	17.768	74.307	ppb	-104.663
|-	Mo	95	2.501404	5.434	4434.733	ppb	221.004
|	Mo	97	2.621603	13.343	2873.32	ppb	140.502
|	Mo	98	2.540382	9.282	7121.201	ppb	347.966
|	Ag	107	1.737887	4.191	7866.245	ppb	183.503
|	Ag	109	1.639515	6.944	6923.749	ppb	40
|	Cd	110	4.58091	8.091	-585.278	ppb	-5796.943
|	Cd	111	6.366504	4.755	6262.624	ppb	17.667
|	Cd	114	6.488317	0.435	14418.455	ppb	26.511
|>	In	115			749081.309	ppb	852789.11
|	Sb	121	0.321259	0.007	998.545	ppb	134.502
|	Sb	123	0.339925	5.387	783.532	ppb	92.12
|	Ba	135	333.775184	1.017	295452.894	ppb	21.5
|-	Ba	137	331.228361	1.53	496979.223	ppb	27.5
|>	Ho	165			841634.507	ppb	894372.093
|	Tl	203	0.598575	7.095	1931.15	ppb	74.001
|	Tl	205	0.637791	0.454	4642.301	ppb	158.502
|	Pb	208	293.511554	2.011	2899046.016	ppb	252.503
|-	Bi	209			858980.112	ppb	879691.989

Line	Conc.	Units	SD/RSD	1	2	3	4	5
*** Sample ID: KC4VE				Seq: 78	15:38:39 30 Nov 2007 HG			
			SOLID					
Hg	2.240	ppb	.0000 %	2.240				
*** Sample ID: KC4WL				Seq: 79	15:39:48 30 Nov 2007 HG			
			SOLID					
Hg	-.0008	ppb	.0000 %	-.0008				
*** Sample ID: KC4WH				Seq: 80	15:40:53 30 Nov 2007 HG			
			SOLID					
Hg	-.0164	ppb	.0000 %	-.0164				
*** Sample ID: KC4WF				Seq: 81	15:41:59 30 Nov 2007 HG			
			SOLID					
Hg	.0536	ppb	.0000 %	.0536				
*** Sample ID: KC4WK				Seq: 82	15:43:09 30 Nov 2007 HG			
			SOLID					
Hg	-.0068	ppb	.0000 %	-.0068				

*** Check Standard: 2 Ck2CCV Seq: 83 15:44:14 30 Nov 2007 HG

Line	Flag	%Rcv.	Found	True	Units	SD/RSD
Hg		106.1	5.304	5.000	ppb	.0000 %

*** Check Standard: 1 Ck1CCB Seq: 84 15:45:19 30 Nov 2007 HG

Line	Flag	Found	Range(+/-)	Units	SD/RSD
Hg		-.0811	.2000	ppb	.0000 %

*** Sample ID: KC4VK				Seq: 85	15:46:25 30 Nov 2007 HG			
			SOLID					
Hg	1.491	ppb	.0000 %	1.491				
*** Sample ID: KC4V3				Seq: 86	15:47:33 30 Nov 2007 HG			
			SOLID					
Hg	.0531	ppb	.0000 %	.0531				
*** Sample ID: KC4VW				Seq: 87	15:48:39 30 Nov 2007 HG			
			SOLID					
Hg	1.181	ppb	.0000 %	1.181				
*** Sample ID: KC4VJ				Seq: 88	15:49:46 30 Nov 2007 HG			
			SOLID					
Hg	.4131	ppb	.0000 %	.4131				
*** Sample ID: KC4VM				Seq: 89	15:50:55 30 Nov 2007 HG			
			SOLID					
Hg	.6631	ppb	.0000 %	.6631				

SAMPLE DUP_01 rep result 0.255 mg/kg

$$\left(\frac{1.181\ \mu g}{L}\right)\left(\frac{100\ ml}{0.60\ g}\right)\left(\frac{1}{.772}\right)\left(\frac{1}{1000}\right) = 0.255\ mg/kg$$

Tetra Tech NUS **INTERNAL CORRESPONDENCE**

TO : **MIKE MARTIN** **DATE:** **FEBRUARY 13, 2008**

FROM: **THOMAS JACKMAN** **COPIES:** **DV FILE**

SUBJECT: **ORGANIC DATA VALIDATION – VOCS/SVOCS/PCBS/TPH(C_{10}-C_{32})**
LOCKHEED MIDDLE RIVER FACILITY
SAMPLE DELIVERY GROUP (SDG) – 7L01179

SAMPLES: 37/Solid

SB-509-0001	SB-509-0406	SB-509-0810	SB-510-0001
SB-510-0406	SB-510-0810	SB-511-0001	SB-511-0406
SB-511-0810	SB-512-0001	SB-512-0406	SB-512-0810
SB-513-0001	SB-513-0406	SB-513-0810	SB-514-0001
SB-514-0406	SB-514-0810	SB-515-0001	SB-515-0406
SB-515-0810	SB-516-0001	SB-517-0001	SB-517-0406
SB-517-0810	SB-518-0001	SB-518-0406	SB-518-0810
SB-519-0001	SB-519-0406	SB-519-0810	SB-520-0001
SB-520-0406	SB-520-0810		
DUP-04	DUP-05	DUP-06	

Overview

This sample set for the Lockheed Middle River, SDG 7L01179, consists of 37 environmental soil samples. The samples were analyzed for Volatile Organic Compounds (VOCs), Semivolatile Organic Compounds (SVOCs), Polychlorinated Biphenyls(PCBs), and Total Petroleum Hydrocarbons (TPH, C_{10}-C_{32}). Three field duplicate pairs (SB-510-0810/DUP-04, SB-512-0810/DUP-05, and SB-514-0810/DUP-06) were included in this data set.

The samples were collected by Tetra Tech NUS, Inc. on November 28, 29, and 30, 2007 and analyzed by Test America Laboratories, Inc. The samples were analyzed by SW-846 Methods 8260B, 8270C, 8082, and 8015B.

Summary

The findings in this report are based upon a general review of all available data including: data completeness, system performance, holding times, initial/continuing calibrations, laboratory method blank contamination, surrogate spike, matrix spike/matrix spike duplicate (MS/MSD) results, Laboratory Control Sample (LCS) results, compound identification, compound quantitation, and detection limits. Areas of concern are listed below; documentation supporting these findings is presented in Appendix C. Qualified analytical results are presented in Appendix A. Results as reported by the laboratory are presented in Appendix B.

Major Problems

- The initial calibration had a relative response factor (RRF) less than the 0.05 quality control criterion for tert-butyl alcohol on 12/03/07 @17:41 on instrument A3UX8A. Non-detected results for tert-butyl alcohol were rejected (UR) in all samples.

Minor Problems

- The following compounds were detected in laboratory method blanks at the following maximum concentrations.

Compound	Level	Action Level
1,2,3-Trichlorobenzene	0.42 µg/kg	2.1 µg/kg
1,2,4-Trichlorobenzene	0.33 µg/kg	1.65 µg/kg
1,2,4-Trimethylbenzene	0.76 µg/kg	3.8 µg/kg
Naphthalene (VOC analysis)	0.61 µgkg	3.05 µg/kg
Methylene Chloride	10 µg/kg	87 µg/kg
TPH (Batch # 7337290)	0.34 mg/kg	1.7 mg/kg
TPH (Batch # 7338350)	0.43 mg/kg	2.15 mg/kg
TPH (Batch # 7340043)	5.1 mg/kg	25.5 mg/kg
TPH (Batch # 7344017)	0.94 mg/kg	4.7 mg/kg

An action level of 10X the maximum blank concentration was used for methylene chloride, a common laboratory contaminant. An action level of 5X the maximum contaminant concentration was used for the other above mentioned analytes to evaluate laboratory or field contamination. Percent solids, dilution factors, and sample aliquots were taken into consideration in the application of all action levels, if applicable. TPH blank contamination was also qualified according to analytical batches.

Positive results for methylene chloride, naphthalene, 1,2,4-trimethylbenzene, and TPH below the action level were qualified as false positives, "B". Results for 1,2,3-trichlorobenzene and 1,2,4-trichlorobenzene were not qualified because they were not positively detected in any environmental samples.

- The initial calibration had %RSDs > 30% quality control limit but < 50% quality control limit for acetone and methylene chloride on 12/03/07 @17:41 on instrument A3UX8A. Positive results for these analytes were qualified as estimated (J). Note that all positive results for methylene chloride were previously qualified (B) because on blank contamination, as discussed above.

- The continuing calibration had the %D > 50% quality control limit for vinyl acetate on 12/08/07 @13:28 on instrument A3UX8A. Nondetected results for vinyl acetate were qualified as estimated (UJ) in samples associated with this calibration.

- Surrogate recoveries for the base/neutral and acid fractions of sample SB-510-0406 were low (but not less than 10%). The sample was not reanalyzed by the laboratory. Nondetected results for all analytes in this sample were qualified as biased low (UL).

- Matrix spike recoveries (SB-510-0406 MS) for n-nitrosodi-n-propylamine and 2-chlorophenol were very low <10%). Also, the MS/MSD relative percent differences (RPDs) for these compounds exceeded QC limits. The MSD recoveries and the associated LCS results for these compounds were acceptable. Because of the low MS recoveries, the nondetected results for n-nitrosodi-n-propylamine and 2-chlorophenol in

the unspiked sample only were qualified as biased low (UL). Note that these results were also qualified (UL) because of low surrogate recoveries, as discussed above.

- In the field duplicate comparison of duplicate pair SB-512-0810/DUP-05, the RPDs for naphthalene(as a VOC), benzo(a)anthracene, benzo(a)pyrene, benzo(b)fluoranthene, benzo(g,h,i)perylene, chrysene, fluoranthene, indeno(1,2,3-cd)pyrene, phenanthrene, pyrene, and Aroclor-1260 exceeded the 50% QC limit. Positive results for these analytes were qualified as estimated (J) in the duplicate pair only.

- Positive results reported below the reporting limit (RL) but above the method detection limit (MDL) for the organic analyses were qualified as estimated (J).

Notes

The continuing calibration had the %D > 25% quality control limit but < 50% quality control limit for vinyl acetate on 12/07/07 @15:18 on instrument A3UX8A. No validation actions were required because vinyl acetate was not positively detected in samples associated with this calibration.

The matrix spike recovery for 1,4-dichlorobenzene in sample SB-515-0406 MS was slightly high. No validation actions were taken because the MSD recovery for 1,4-dichlorobenzene was acceptable and this compound was not positively detected in the unspiked sample.

The LCS recovery for 1,4-dichlorobenzene analyzed on 12/11/07 @13:28 on instrument A4HP9 was slightly high. No validation actions were taken because 1,4-dichlorobenzene was not positively detected in any samples associated with this LCS.

The initial calibration had the %RSDs > 30% quality control limit but < 50% quality control limit for 2,4-dinitrophenol and 4,6-dinitro-2-methylphenol on 11/30/07 @07:26 on instrument A4AG2. No validation actions were required because these analytes were not positively detected in samples associated with this calibration.

The initial calibration had the %RSDs > 30% quality control limit but < 50% quality control limit for 2,4-dinitrophenol and 4,6-dinitro-2-methylphenol on 12/10/07 @07:13 on instrument A4AG2. No validation actions were required because these analytes were not positively detected in samples associated with this calibration.

The MS/MSD RPDs for acenaphthene, 2,4-dinitrotoluene, n-nitrosodi-n-propylamine, phenol, 2-chlorophenol, 4-chloro-3-methylphenol, and 4-nitrophenol for spiked sample SB-510-0810 exceeded QC limits. No validation actions were taken because the MS and/or MSD recoveries and the associated LCS results for these compounds were acceptable.

The MS/MSD RPD for Aroclor-1260 for spiked sample SB-510-0810 slightly exceeded the QC limit. No validation actions were taken because the MS and MSD recoveries and the associated LCS result for Aroclor-1260 were acceptable.

Aroclor-1260 was reported as positively detected in a number of samples on column CLPI. The laboratory did not confirm this result on a second column as specified by Method 8082. The lack of second column confirmation should not affect the identification of Aroclor-1260 because PCBs are identified by pattern recognition rather than by retention times. The chromatograms of the affected samples and associated standards are provided in Appendix C.

The TPH MSD recovery (SB-512-0001 MSD) was zero percent. No validation actions were taken because the MS recovery was acceptable and the associated LCS result was also acceptable and because the concentration in the unspiked sample was approximately 2X the spike added.

Executive Summary

Laboratory Performance: Methylene chloride, 1,2,3-Trichlorobenzene, 1,2,4-trichlorobenzene, 1,2,4-trimethylbenzene, naphthalene (as a VOC), and TPH were detected in laboratory blanks. The RRF for tert-butyl alcohol was below the control limit resulting in the rejection of data. Initial calibration %RSDs for several VOCs and SVOCs exceeded the QC limits. Continuing calibration %Ds for several VOCs exceeded the QC limits. Surrogate recoveries for one SVOC sample were below QC limits resulting in the qualification of data.

Other Factors Affecting Data Quality: MS/MSD results failed to meet QC criteria in the SVOC, PCB, and TPH analyses. Field duplicate results for VOCs, SVOCs, and PCBs exceeded the QC limit resulting in the qualification of data.

The data for these analyses were reviewed with reference to the "Region III Modifications to the National Functional Guidelines for Organic Data Review" (9/94). The text of this report has been formulated to address only those problem areas affecting data quality.

Tetra Tech NUS
Thomas Jackman
Environmental Scientist

Tetra Tech NUS
Joseph A. Samchuck
Quality Assurance Officer

Attachments:

1. Appendix A - Qualified Analytical Results
2. Appendix B - Results as reported by the Laboratory
3. Appendix C - Support Documentation

Data Qualifier Key:

B	-	Positive result is considered to be an artifact of blank contamination and should not be considered present.
J	-	Positive result is considered estimated, "J", as a result of technical noncompliances.
U	-	Nondetected result.
UL		Nondetected result is considered as biased low, a result of technical noncompliances. Qunatitation limit is probably higher.
UR	-	Nondetected result is considered rejected, "UR", as a result of severe validation noncompliances.

APPENDIX A

QUALIFIED ANALYTICAL RESULTS

Data Validation Qualifier Codes:

A = Lab Blank Contamination
B = Field Blank Contamination
C = Calibration Noncompliance (e.g. % RSDs, %Ds, ICVs, CCVs, RRFs, etc.)
C01 = GC/MS Tuning Noncompliance
D = MS/MSD Recovery Noncompliance
E = LCS/LCSD Recovery Noncompliance
F = Lab Duplicate Imprecision
G = Field Duplicate Imprecision
H = Holding Time Exceedance
I = ICP Serial Dilution Noncompliance
J = GFAA PDS - GFAA MSA's $r < 0.995$ / ICP PDS Recovery Noncompliance
K = ICP Interference - includes ICS % R Noncompliance
L = Instrument Calibration Range Exceedance
M = Sample Preservation Noncompliance
N = Internal Standard Noncompliance
N01 = Internal Standard Recovery Noncompliance Dioxins
N02 = Recovery Standard Noncompliance Dioxins
N03 = Clean-up Standard Noncompliance Dioxins
O = Poor Instrument Performance (e.g. base-line drifting)
P = Uncertainty near detection limit (< 2 x IDL for inorganics and <CRQL for organics)
Q = Other problems (can encompass a number of issues; e.g. chromatography,interferences, etc.)
R = Surrogates Recovery Noncompliance
S = Pesticide/PCB Resolution
T = % Breakdown Noncompliance for DDT and Endrin
U = % Difference between columns/detectors >25% for positive results determined via GC/HPLC
V = Non-linear calibrations; correlation coefficient $r < 0.995$
W = EMPC result
X = Signal to noise response drop
Y = Percent solids <30%
Z = Uncertainty at 2 sigma deviation is greater than sample activity

PROJ_NO: 00887

SDG: 7L01179 MEDIA: SOIL DATA FRACTION: OV

nsample	DUP-04
samp_date	11/28/2007
lab_id	A7L010179004
qc_type	NM
units	UG/KG
Pct_Solids	86.0
DUP_OF:	SB-510-0810

Parameter	Result	Val Qual	Qual Code
1,1,1,2-TETRACHLOROETHANE	5.8	U	
1,1,1-TRICHLOROETHANE	5.8	U	
1,1,2,2-TETRACHLOROETHANE	5.8	U	
1,1,2-TRICHLOROTRIFLUOROETHANE	5.8	U	
1,1-DICHLOROETHANE	5.8	U	
1,1-DICHLOROETHENE	5.8	U	
1,1-DICHLOROPROPENE	5.8	U	
1,2,3-TRICHLOROBENZENE	5.8	U	
1,2,3-TRICHLOROPROPANE	5.8	U	
1,2,3-TRIMETHYLBENZENE	5.8	U	
1,2,4-TRICHLOROBENZENE	5.8	U	
1,2,4-TRIMETHYLBENZENE	5.8	U	
1,2-DIBROMO-3-CHLOROPROPANE	12	U	
1,2-DIBROMOETHANE	5.8	U	
1,2-DICHLOROBENZENE	5.8	U	
1,2-DICHLOROETHANE	5.8	U	
1,2-DICHLOROPROPANE	5.8	U	
1,3-DICHLOROBENZENE	5.8	U	
1,3-DICHLOROPROPANE	5.8	U	
1,4-DICHLOROBENZENE	5.8	U	
2,2-DICHLOROPROPANE	5.8	U	
2-BUTANONE	12	U	
2-CHLOROETHYL VINYL ETHER	12	U	
2-CHLOROTOLUENE	5.8	U	
2-HEXANONE	12	U	
4-CHLOROTOLUENE	5.8	U	
4-ISOPROPYLTOLUENE	5.8	U	
4-METHYL-2-PENTANONE	12	U	
ACETONE	12	U	
BENZENE	5.8	U	
BROMOBENZENE	5.8	U	
BROMOCHLOROMETHANE	5.8	U	

nsample	DUP-04
samp_date	11/28/2007
lab_id	A7L010179004
qc_type	NM
units	UG/KG
Pct_Solids	86.0
DUP_OF:	SB-510-0810

Parameter	Result	Val Qual	Qual Code
BROMODICHLOROMETHANE	5.8	U	
BROMOFORM	5.8	U	
BROMOMETHANE	5.8	U	
CARBON DISULFIDE	5.8	U	
CARBON TETRACHLORIDE	5.8	U	
CHLOROBENZENE	5.8	U	
CHLORODIBROMOMETHANE	5.8	U	
CHLOROETHANE	5.8	U	
CHLOROFORM	5.8	U	
CHLOROMETHANE	5.8	U	
CIS-1,2-DICHLOROETHENE	5.8	U	
CIS-1,3-DICHLOROPROPENE	5.8	U	
DIBROMOMETHANE	5.8	U	
DICHLORODIFLUOROMETHANE	5.8	U	
DIISOPROPYL ETHER	12	U	
ETHYL TERT-BUTYL ETHER	5.8	U	
ETHYLBENZENE	5.8	U	
HEXACHLOROBUTADIENE	5.8	U	
ISOPROPYLBENZENE	5.8	U	
M+P-XYLENES	12	U	
METHYL TERT-BUTYL ETHER	12	U	
METHYLENE CHLORIDE	4.5	B	A
NAPHTHALENE	5.8	U	
N-BUTYLBENZENE	5.8	U	
N-PROPYLBENZENE	5.8	U	
O-XYLENE	5.8	U	
SEC-BUTYLBENZENE	5.8	U	
STYRENE	5.8	U	
TERT-AMYL METHYL ETHER	5.8	U	
TERT-BUTYLBENZENE	5.8	U	
TERTIARY-BUTYL ALCOHOL	120	UR	C
TETRACHLOROETHENE	5.8	U	

nsample	DUP-04
samp_date	11/28/2007
lab_id	A7L010179004
qc_type	NM
units	UG/KG
Pct_Solids	86.0
DUP_OF:	SB-510-0810

Parameter	Result	Val Qual	Qual Code
TOLUENE	5.8	U	
TOTAL XYLENES	12	U	
TRANS-1,2-DICHLOROETHENE	5.8	U	
TRANS-1,3-DICHLOROPROPENE	5.8	U	
TRICHLOROETHENE	5.8	U	
TRICHLOROFLUOROMETHANE	5.8	U	
VINYL ACETATE	12	U	
VINYL CHLORIDE	5.8	U	

PROJ_NO: 00887

SDG: 7L01179 MEDIA: SOIL DATA FRACTION: OV

nsample	DUP-05
samp_date	11/29/2007
lab_id	A7L010179023
qc_type	NM
units	UG/KG
Pct_Solids	79.0
DUP_OF:	SB-512-0810

Parameter	Result	Val Qual	Qual Code
1,1,1,2-TETRACHLOROETHANE	6.3	U	
1,1,1-TRICHLOROETHANE	6.3	U	
1,1,2,2-TETRACHLOROETHANE	6.3	U	
1,1,2-TRICHLOROTRIFLUOROETHANE	6.3	U	
1,1-DICHLOROETHANE	6.3	U	
1,1-DICHLOROETHENE	6.3	U	
1,1-DICHLOROPROPENE	6.3	U	
1,2,3-TRICHLOROBENZENE	6.3	U	
1,2,3-TRICHLOROPROPANE	6.3	U	
1,2,3-TRIMETHYLBENZENE	6.3	U	
1,2,4-TRICHLOROBENZENE	6.3	U	
1,2,4-TRIMETHYLBENZENE	6.3	U	
1,2-DIBROMO-3-CHLOROPROPANE	13	U	
1,2-DIBROMOETHANE	6.3	U	
1,2-DICHLOROBENZENE	6.3	U	
1,2-DICHLOROETHANE	6.3	U	
1,2-DICHLOROPROPANE	6.3	U	
1,3-DICHLOROBENZENE	6.3	U	
1,3-DICHLOROPROPANE	6.3	U	
1,4-DICHLOROBENZENE	6.3	U	
2,2-DICHLOROPROPANE	6.3	U	
2-BUTANONE	13	U	
2-CHLOROETHYL VINYL ETHER	13	U	
2-CHLOROTOLUENE	6.3	U	
2-HEXANONE	13	U	
4-CHLOROTOLUENE	6.3	U	
4-ISOPROPYLTOLUENE	6.3	U	
4-METHYL-2-PENTANONE	13	U	
ACETONE	12	J	CP
BENZENE	6.3	U	
BROMOBENZENE	6.3	U	
BROMOCHLOROMETHANE	6.3	U	

nsample	DUP-05
samp_date	11/29/2007
lab_id	A7L010179023
qc_type	NM
units	UG/KG
Pct_Solids	79.0
DUP_OF:	SB-512-0810

Parameter	Result	Val Qual	Qual Code
BROMODICHLOROMETHANE	6.3	U	
BROMOFORM	6.3	U	
BROMOMETHANE	6.3	U	
CARBON DISULFIDE	6.3	U	
CARBON TETRACHLORIDE	6.3	U	
CHLOROBENZENE	6.3	U	
CHLORODIBROMOMETHANE	6.3	U	
CHLOROETHANE	6.3	U	
CHLOROFORM	6.3	U	
CHLOROMETHANE	6.3	U	
CIS-1,2-DICHLOROETHENE	6.3	U	
CIS-1,3-DICHLOROPROPENE	6.3	U	
DIBROMOMETHANE	6.3	U	
DICHLORODIFLUOROMETHANE	6.3	U	
DIISOPROPYL ETHER	13	U	
ETHYL TERT-BUTYL ETHER	6.3	U	
ETHYLBENZENE	6.3	U	
HEXACHLOROBUTADIENE	6.3	U	
ISOPROPYLBENZENE	6.3	U	
M+P-XYLENES	13	U	
METHYL TERT-BUTYL ETHER	13	U	
METHYLENE CHLORIDE	4.7	B	A
NAPHTHALENE	51	J	G
N-BUTYLBENZENE	6.3	U	
N-PROPYLBENZENE	6.3	U	
O-XYLENE	6.3	U	
SEC-BUTYLBENZENE	6.3	U	
STYRENE	6.3	U	
TERT-AMYL METHYL ETHER	6.3	U	
TERT-BUTYLBENZENE	6.3	U	
TERTIARY-BUTYL ALCOHOL	130	UR	C
TETRACHLOROETHENE	6.3	U	

nsample	DUP-05
samp_date	11/29/2007
lab_id	A7L010179023
qc_type	NM
units	UG/KG
Pct_Solids	79.0
DUP_OF:	SB-512-0810

Parameter	Result	Val Qual	Qual Code
TOLUENE	6.3	U	
TOTAL XYLENES	13	U	
TRANS-1,2-DICHLOROETHENE	6.3	U	
TRANS-1,3-DICHLOROPROPENE	6.3	U	
TRICHLOROETHENE	6.3	U	
TRICHLOROFLUOROMETHANE	6.3	U	
VINYL ACETATE	13	U	
VINYL CHLORIDE	6.3	U	

PROJ_NO: 00887

SDG: 7L01179 MEDIA: SOIL DATA FRACTION: OV

nsample	DUP-06
samp_date	11/29/2007
lab_id	A7L010179024
qc_type	NM
units	UG/KG
Pct_Solids	85.0
DUP_OF:	SB-514-0810

Parameter	Result	Val Qual	Qual Code
1,1,1,2-TETRACHLOROETHANE	5.9	U	
1,1,1-TRICHLOROETHANE	5.9	U	
1,1,2,2-TETRACHLOROETHANE	5.9	U	
1,1,2-TRICHLOROTRIFLUOROETHANE	5.9	U	
1,1-DICHLOROETHANE	5.9	U	
1,1-DICHLOROETHENE	5.9	U	
1,1-DICHLOROPROPENE	5.9	U	
1,2,3-TRICHLOROBENZENE	5.9	U	
1,2,3-TRICHLOROPROPANE	5.9	U	
1,2,3-TRIMETHYLBENZENE	5.9	U	
1,2,4-TRICHLOROBENZENE	5.9	U	
1,2,4-TRIMETHYLBENZENE	5.9	U	
1,2-DIBROMO-3-CHLOROPROPANE	12	U	
1,2-DIBROMOETHANE	5.9	U	
1,2-DICHLOROBENZENE	5.9	U	
1,2-DICHLOROETHANE	5.9	U	
1,2-DICHLOROPROPANE	5.9	U	
1,3-DICHLOROBENZENE	5.9	U	
1,3-DICHLOROPROPANE	5.9	U	
1,4-DICHLOROBENZENE	5.9	U	
2,2-DICHLOROPROPANE	5.9	U	
2-BUTANONE	12	U	
2-CHLOROETHYL VINYL ETHER	12	U	
2-CHLOROTOLUENE	5.9	U	
2-HEXANONE	12	U	
4-CHLOROTOLUENE	5.9	U	
4-ISOPROPYLTOLUENE	5.9	U	
4-METHYL-2-PENTANONE	12	U	
ACETONE	49	J	C
BENZENE	5.9	U	
BROMOBENZENE	5.9	U	
BROMOCHLOROMETHANE	5.9	U	

nsample	DUP-06
samp_date	11/29/2007
lab_id	A7L010179024
qc_type	NM
units	UG/KG
Pct_Solids	85.0
DUP_OF:	SB-514-0810

Parameter	Result	Val Qual	Qual Code
BROMODICHLOROMETHANE	5.9	U	
BROMOFORM	5.9	U	
BROMOMETHANE	5.9	U	
CARBON DISULFIDE	5.9	U	
CARBON TETRACHLORIDE	5.9	U	
CHLOROBENZENE	5.9	U	
CHLORODIBROMOMETHANE	5.9	U	
CHLOROETHANE	5.9	U	
CHLOROFORM	5.9	U	
CHLOROMETHANE	5.9	U	
CIS-1,2-DICHLOROETHENE	5.9	U	
CIS-1,3-DICHLOROPROPENE	5.9	U	
DIBROMOMETHANE	5.9	U	
DICHLORODIFLUOROMETHANE	5.9	U	
DIISOPROPYL ETHER	12	U	
ETHYL TERT-BUTYL ETHER	5.9	U	
ETHYLBENZENE	5.9	U	
HEXACHLOROBUTADIENE	5.9	U	
ISOPROPYLBENZENE	5.9	U	
M+P-XYLENES	12	U	
METHYL TERT-BUTYL ETHER	12	U	
METHYLENE CHLORIDE	3.2	B	A
NAPHTHALENE	5.9	U	
N-BUTYLBENZENE	5.9	U	
N-PROPYLBENZENE	5.9	U	
O-XYLENE	5.9	U	
SEC-BUTYLBENZENE	5.9	U	
STYRENE	5.9	U	
TERT-AMYL METHYL ETHER	5.9	U	
TERT-BUTYLBENZENE	5.9	U	
TERTIARY-BUTYL ALCOHOL	120	UR	C
TETRACHLOROETHENE	5.9	U	

nsample	DUP-06
samp_date	11/29/2007
lab_id	A7L010179024
qc_type	NM
units	UG/KG
Pct_Solids	85.0
DUP_OF:	SB-514-0810

Parameter	Result	Val Qual	Qual Code
TOLUENE	5.9	U	
TOTAL XYLENES	12	U	
TRANS-1,2-DICHLOROETHENE	5.9	U	
TRANS-1,3-DICHLOROPROPENE	5.9	U	
TRICHLOROETHENE	5.9	U	
TRICHLOROFLUOROMETHANE	5.9	U	
VINYL ACETATE	12	U	
VINYL CHLORIDE	5.9	U	

PROJ_NO: 00887

SDG: 7L01179 MEDIA: SOIL DATA FRACTION: OV

nsample	SB-509-0001
samp_date	11/29/2007
lab_id	A7L010179014
qc_type	NM
units	UG/KG
Pct_Solids	87.0
DUP_OF:	

Parameter	Result	Val Qual	Qual Code
1,1,1,2-TETRACHLOROETHANE	5.8	U	
1,1,1-TRICHLOROETHANE	5.8	U	
1,1,2,2-TETRACHLOROETHANE	5.8	U	
1,1,2-TRICHLOROTRIFLUOROETHANE	5.8	U	
1,1-DICHLOROETHANE	5.8	U	
1,1-DICHLOROETHENE	5.8	U	
1,1-DICHLOROPROPENE	5.8	U	
1,2,3-TRICHLOROBENZENE	5.8	U	
1,2,3-TRICHLOROPROPANE	5.8	U	
1,2,3-TRIMETHYLBENZENE	5.8	U	
1,2,4-TRICHLOROBENZENE	5.8	U	
1,2,4-TRIMETHYLBENZENE	5.8	U	
1,2-DIBROMO-3-CHLOROPROPANE	12	U	
1,2-DIBROMOETHANE	5.8	U	
1,2-DICHLOROBENZENE	5.8	U	
1,2-DICHLOROETHANE	5.8	U	
1,2-DICHLOROPROPANE	5.8	U	
1,3-DICHLOROBENZENE	5.8	U	
1,3-DICHLOROPROPANE	5.8	U	
1,4-DICHLOROBENZENE	5.8	U	
2,2-DICHLOROPROPANE	5.8	U	
2-BUTANONE	12	U	
2-CHLOROETHYL VINYL ETHER	12	U	
2-CHLOROTOLUENE	5.8	U	
2-HEXANONE	12	U	
4-CHLOROTOLUENE	5.8	U	
4-ISOPROPYLTOLUENE	5.8	U	
4-METHYL-2-PENTANONE	12	U	
ACETONE	12	U	
BENZENE	5.8	U	
BROMOBENZENE	5.8	U	
BROMOCHLOROMETHANE	5.8	U	

nsample	SB-509-0001
samp_date	11/29/2007
lab_id	A7L010179014
qc_type	NM
units	UG/KG
Pct_Solids	87.0
DUP_OF:	

Parameter	Result	Val Qual	Qual Code
BROMODICHLOROMETHANE	5.8	U	
BROMOFORM	5.8	U	
BROMOMETHANE	5.8	U	
CARBON DISULFIDE	5.8	U	
CARBON TETRACHLORIDE	5.8	U	
CHLOROBENZENE	5.8	U	
CHLORODIBROMOMETHANE	5.8	U	
CHLOROETHANE	5.8	U	
CHLOROFORM	5.8	U	
CHLOROMETHANE	5.8	U	
CIS-1,2-DICHLOROETHENE	5.8	U	
CIS-1,3-DICHLOROPROPENE	5.8	U	
DIBROMOMETHANE	5.8	U	
DICHLORODIFLUOROMETHANE	5.8	U	
DIISOPROPYL ETHER	12	U	
ETHYL TERT-BUTYL ETHER	5.8	U	
ETHYLBENZENE	5.8	U	
HEXACHLOROBUTADIENE	5.8	U	
ISOPROPYLBENZENE	5.8	U	
M+P-XYLENES	12	U	
METHYL TERT-BUTYL ETHER	12	U	
METHYLENE CHLORIDE	5	B	A
NAPHTHALENE	5.8	U	
N-BUTYLBENZENE	5.8	U	
N-PROPYLBENZENE	5.8	U	
O-XYLENE	5.8	U	
SEC-BUTYLBENZENE	5.8	U	
STYRENE	5.8	U	
TERT-AMYL METHYL ETHER	5.8	U	
TERT-BUTYLBENZENE	5.8	U	
TERTIARY-BUTYL ALCOHOL	120	UR	C
TETRACHLOROETHENE	5.8	U	

nsample	SB-509-0001
samp_date	11/29/2007
lab_id	A7L010179014
qc_type	NM
units	UG/KG
Pct_Solids	87.0
DUP_OF:	

Parameter	Result	Val Qual	Qual Code
TOLUENE	5.8	U	
TOTAL XYLENES	12	U	
TRANS-1,2-DICHLOROETHENE	5.8	U	
TRANS-1,3-DICHLOROPROPENE	5.8	U	
TRICHLOROETHENE	5.8	U	
TRICHLOROFLUOROMETHANE	5.8	U	
VINYL ACETATE	12	UJ	C
VINYL CHLORIDE	5.8	U	

PROJ_NO: 00887

SDG: 7L01179 MEDIA: SOIL DATA FRACTION: OV

nsample	SB-509-0406
samp_date	11/29/2007
lab_id	A7L010179015
qc_type	NM
units	UG/KG
Pct_Solids	86.0
DUP_OF:	

Parameter	Result	Val Qual	Qual Code
1,1,1,2-TETRACHLOROETHANE	5.8	U	
1,1,1-TRICHLOROETHANE	5.8	U	
1,1,2,2-TETRACHLOROETHANE	5.8	U	
1,1,2-TRICHLOROTRIFLUOROETHANE	5.8	U	
1,1-DICHLOROETHANE	5.8	U	
1,1-DICHLOROETHENE	5.8	U	
1,1-DICHLOROPROPENE	5.8	U	
1,2,3-TRICHLOROBENZENE	5.8	U	
1,2,3-TRICHLOROPROPANE	5.8	U	
1,2,3-TRIMETHYLBENZENE	5.8	U	
1,2,4-TRICHLOROBENZENE	5.8	U	
1,2,4-TRIMETHYLBENZENE	5.8	U	
1,2-DIBROMO-3-CHLOROPROPANE	12	U	
1,2-DIBROMOETHANE	5.8	U	
1,2-DICHLOROBENZENE	5.8	U	
1,2-DICHLOROETHANE	5.8	U	
1,2-DICHLOROPROPANE	5.8	U	
1,3-DICHLOROBENZENE	5.8	U	
1,3-DICHLOROPROPANE	5.8	U	
1,4-DICHLOROBENZENE	5.8	U	
2,2-DICHLOROPROPANE	5.8	U	
2-BUTANONE	12	U	
2-CHLOROETHYL VINYL ETHER	12	U	
2-CHLOROTOLUENE	5.8	U	
2-HEXANONE	12	U	
4-CHLOROTOLUENE	5.8	U	
4-ISOPROPYLTOLUENE	5.8	U	
4-METHYL-2-PENTANONE	12	U	
ACETONE	10	J	CP
BENZENE	5.8	U	
BROMOBENZENE	5.8	U	
BROMOCHLOROMETHANE	5.8	U	

nsample	SB-509-0406
samp_date	11/29/2007
lab_id	A7L010179015
qc_type	NM
units	UG/KG
Pct_Solids	86.0
DUP_OF:	

Parameter	Result	Val Qual	Qual Code
BROMODICHLOROMETHANE	5.8	U	
BROMOFORM	5.8	U	
BROMOMETHANE	5.8	U	
CARBON DISULFIDE	5.8	U	
CARBON TETRACHLORIDE	5.8	U	
CHLOROBENZENE	5.8	U	
CHLORODIBROMOMETHANE	5.8	U	
CHLOROETHANE	5.8	U	
CHLOROFORM	5.8	U	
CHLOROMETHANE	5.8	U	
CIS-1,2-DICHLOROETHENE	5.8	U	
CIS-1,3-DICHLOROPROPENE	5.8	U	
DIBROMOMETHANE	5.8	U	
DICHLORODIFLUOROMETHANE	5.8	U	
DIISOPROPYL ETHER	12	U	
ETHYL TERT-BUTYL ETHER	5.8	U	
ETHYLBENZENE	5.8	U	
HEXACHLOROBUTADIENE	5.8	U	
ISOPROPYLBENZENE	5.8	U	
M+P-XYLENES	12	U	
METHYL TERT-BUTYL ETHER	12	U	
METHYLENE CHLORIDE	4.8	B	A
NAPHTHALENE	5.8	U	
N-BUTYLBENZENE	5.8	U	
N-PROPYLBENZENE	5.8	U	
O-XYLENE	5.8	U	
SEC-BUTYLBENZENE	5.8	U	
STYRENE	5.8	U	
TERT-AMYL METHYL ETHER	5.8	U	
TERT-BUTYLBENZENE	5.8	U	
TERTIARY-BUTYL ALCOHOL	120	UR	C
TETRACHLOROETHENE	5.8	U	

nsample	SB-509-0406
samp_date	11/29/2007
lab_id	A7L010179015
qc_type	NM
units	UG/KG
Pct_Solids	86.0
DUP_OF:	

Parameter	Result	Val Qual	Qual Code
TOLUENE	5.8	U	
TOTAL XYLENES	12	U	
TRANS-1,2-DICHLOROETHENE	5.8	U	
TRANS-1,3-DICHLOROPROPENE	5.8	U	
TRICHLOROETHENE	5.8	U	
TRICHLOROFLUOROMETHANE	5.8	U	
VINYL ACETATE	12	UJ	C
VINYL CHLORIDE	5.8	U	

PROJ_NO: 00887

SDG: 7L01179 MEDIA: SOIL DATA FRACTION: OV

nsample	SB-509-0810
samp_date	11/29/2007
lab_id	A7L010179016
qc_type	NM
units	UG/KG
Pct_Solids	87.0
DUP_OF:	

Parameter	Result	Val Qual	Qual Code
1,1,1,2-TETRACHLOROETHANE	5.7	U	
1,1,1-TRICHLOROETHANE	5.7	U	
1,1,2,2-TETRACHLOROETHANE	5.7	U	
1,1,2-TRICHLOROTRIFLUOROETHANE	5.7	U	
1,1-DICHLOROETHANE	5.7	U	
1,1-DICHLOROETHENE	5.7	U	
1,1-DICHLOROPROPENE	5.7	U	
1,2,3-TRICHLOROBENZENE	5.7	U	
1,2,3-TRICHLOROPROPANE	5.7	U	
1,2,3-TRIMETHYLBENZENE	5.7	U	
1,2,4-TRICHLOROBENZENE	5.7	U	
1,2,4-TRIMETHYLBENZENE	5.7	U	
1,2-DIBROMO-3-CHLOROPROPANE	11	U	
1,2-DIBROMOETHANE	5.7	U	
1,2-DICHLOROBENZENE	5.7	U	
1,2-DICHLOROETHANE	5.7	U	
1,2-DICHLOROPROPANE	5.7	U	
1,3-DICHLOROBENZENE	5.7	U	
1,3-DICHLOROPROPANE	5.7	U	
1,4-DICHLOROBENZENE	5.7	U	
2,2-DICHLOROPROPANE	5.7	U	
2-BUTANONE	11	U	
2-CHLOROETHYL VINYL ETHER	11	U	
2-CHLOROTOLUENE	5.7	U	
2-HEXANONE	11	U	
4-CHLOROTOLUENE	5.7	U	
4-ISOPROPYLTOLUENE	5.7	U	
4-METHYL-2-PENTANONE	11	U	
ACETONE	15	J	C
BENZENE	5.7	U	
BROMOBENZENE	5.7	U	
BROMOCHLOROMETHANE	5.7	U	

nsample	SB-509-0810
samp_date	11/29/2007
lab_id	A7L010179016
qc_type	NM
units	UG/KG
Pct_Solids	87.0
DUP_OF:	

Parameter	Result	Val Qual	Qual Code
BROMODICHLOROMETHANE	5.7	U	
BROMOFORM	5.7	U	
BROMOMETHANE	5.7	U	
CARBON DISULFIDE	5.7	U	
CARBON TETRACHLORIDE	5.7	U	
CHLOROBENZENE	5.7	U	
CHLORODIBROMOMETHANE	5.7	U	
CHLOROETHANE	5.7	U	
CHLOROFORM	5.7	U	
CHLOROMETHANE	5.7	U	
CIS-1,2-DICHLOROETHENE	5.7	U	
CIS-1,3-DICHLOROPROPENE	5.7	U	
DIBROMOMETHANE	5.7	U	
DICHLORODIFLUOROMETHANE	5.7	U	
DIISOPROPYL ETHER	11	U	
ETHYL TERT-BUTYL ETHER	5.7	U	
ETHYLBENZENE	5.7	U	
HEXACHLOROBUTADIENE	5.7	U	
ISOPROPYLBENZENE	5.7	U	
M+P-XYLENES	11	U	
METHYL TERT-BUTYL ETHER	11	U	
METHYLENE CHLORIDE	4.3	B	A
NAPHTHALENE	5.7	U	
N-BUTYLBENZENE	5.7	U	
N-PROPYLBENZENE	5.7	U	
O-XYLENE	5.7	U	
SEC-BUTYLBENZENE	5.7	U	
STYRENE	5.7	U	
TERT-AMYL METHYL ETHER	5.7	U	
TERT-BUTYLBENZENE	5.7	U	
TERTIARY-BUTYL ALCOHOL	110	UR	C
TETRACHLOROETHENE	5.7	U	

nsample	SB-509-0810
samp_date	11/29/2007
lab_id	A7L010179016
qc_type	NM
units	UG/KG
Pct_Solids	87.0
DUP_OF:	

Parameter	Result	Val Qual	Qual Code
TOLUENE	5.7	U	
TOTAL XYLENES	11	U	
TRANS-1,2-DICHLOROETHENE	5.7	U	
TRANS-1,3-DICHLOROPROPENE	5.7	U	
TRICHLOROETHENE	5.7	U	
TRICHLOROFLUOROMETHANE	5.7	U	
VINYL ACETATE	11	UJ	C
VINYL CHLORIDE	5.7	U	

PROJ_NO: 00887

SDG: 7L01179 MEDIA: SOIL DATA FRACTION: OV

nsample	SB-510-0001
samp_date	11/28/2007
lab_id	A7L010179001
qc_type	NM
units	UG/KG
Pct_Solids	89.0
DUP_OF:	

Parameter	Result	Val Qual	Qual Code
1,1,1,2-TETRACHLOROETHANE	5.6	U	
1,1,1-TRICHLOROETHANE	5.6	U	
1,1,2,2-TETRACHLOROETHANE	5.6	U	
1,1,2-TRICHLOROTRIFLUOROETHANE	5.6	U	
1,1-DICHLOROETHANE	5.6	U	
1,1-DICHLOROETHENE	5.6	U	
1,1-DICHLOROPROPENE	5.6	U	
1,2,3-TRICHLOROBENZENE	5.6	U	
1,2,3-TRICHLOROPROPANE	5.6	U	
1,2,3-TRIMETHYLBENZENE	5.6	U	
1,2,4-TRICHLOROBENZENE	5.6	U	
1,2,4-TRIMETHYLBENZENE	5.6	U	
1,2-DIBROMO-3-CHLOROPROPANE	11	U	
1,2-DIBROMOETHANE	5.6	U	
1,2-DICHLOROBENZENE	5.6	U	
1,2-DICHLOROETHANE	5.6	U	
1,2-DICHLOROPROPANE	5.6	U	
1,3-DICHLOROBENZENE	5.6	U	
1,3-DICHLOROPROPANE	5.6	U	
1,4-DICHLOROBENZENE	5.6	U	
2,2-DICHLOROPROPANE	5.6	U	
2-BUTANONE	11	U	
2-CHLOROETHYL VINYL ETHER	11	U	
2-CHLOROTOLUENE	5.6	U	
2-HEXANONE	11	U	
4-CHLOROTOLUENE	5.6	U	
4-ISOPROPYLTOLUENE	5.6	U	
4-METHYL-2-PENTANONE	11	U	
ACETONE	11	U	
BENZENE	5.6	U	
BROMOBENZENE	5.6	U	
BROMOCHLOROMETHANE	5.6	U	

nsample	SB-510-0001
samp_date	11/28/2007
lab_id	A7L010179001
qc_type	NM
units	UG/KG
Pct_Solids	89.0
DUP_OF:	

Parameter	Result	Val Qual	Qual Code
BROMODICHLOROMETHANE	5.6	U	
BROMOFORM	5.6	U	
BROMOMETHANE	5.6	U	
CARBON DISULFIDE	5.6	U	
CARBON TETRACHLORIDE	5.6	U	
CHLOROBENZENE	5.6	U	
CHLORODIBROMOMETHANE	5.6	U	
CHLOROETHANE	5.6	U	
CHLOROFORM	5.6	U	
CHLOROMETHANE	5.6	U	
CIS-1,2-DICHLOROETHENE	5.6	U	
CIS-1,3-DICHLOROPROPENE	5.6	U	
DIBROMOMETHANE	5.6	U	
DICHLORODIFLUOROMETHANE	5.6	U	
DIISOPROPYL ETHER	11	U	
ETHYL TERT-BUTYL ETHER	5.6	U	
ETHYLBENZENE	5.6	U	
HEXACHLOROBUTADIENE	5.6	U	
ISOPROPYLBENZENE	5.6	U	
M+P-XYLENES	11	U	
METHYL TERT-BUTYL ETHER	11	U	
METHYLENE CHLORIDE	6.4	B	A
NAPHTHALENE	0.55	B	A
N-BUTYLBENZENE	5.6	U	
N-PROPYLBENZENE	5.6	U	
O-XYLENE	5.6	U	
SEC-BUTYLBENZENE	5.6	U	
STYRENE	5.6	U	
TERT-AMYL METHYL ETHER	5.6	U	
TERT-BUTYLBENZENE	5.6	U	
TERTIARY-BUTYL ALCOHOL	110	UR	C
TETRACHLOROETHENE	5.6	U	

nsample	SB-510-0001
samp_date	11/28/2007
lab_id	A7L010179001
qc_type	NM
units	UG/KG
Pct_Solids	89.0
DUP_OF:	

Parameter	Result	Val Qual	Qual Code
TOLUENE	5.6	U	
TOTAL XYLENES	11	U	
TRANS-1,2-DICHLOROETHENE	5.6	U	
TRANS-1,3-DICHLOROPROPENE	5.6	U	
TRICHLOROETHENE	5.6	U	
TRICHLOROFLUOROMETHANE	5.6	U	
VINYL ACETATE	11	U	
VINYL CHLORIDE	5.6	U	

PROJ_NO: 00887

SDG: 7L01179 MEDIA: SOIL DATA FRACTION: OV

nsample	SB-510-0406
samp_date	11/28/2007
lab_id	A7L010179002
qc_type	NM
units	UG/KG
Pct_Solids	87.0
DUP_OF:	

Parameter	Result	Val Qual	Qual Code
1,1,1,2-TETRACHLOROETHANE	5.8	U	
1,1,1-TRICHLOROETHANE	5.8	U	
1,1,2,2-TETRACHLOROETHANE	5.8	U	
1,1,2-TRICHLOROTRIFLUOROETHANE	5.8	U	
1,1-DICHLOROETHANE	5.8	U	
1,1-DICHLOROETHENE	5.8	U	
1,1-DICHLOROPROPENE	5.8	U	
1,2,3-TRICHLOROBENZENE	5.8	U	
1,2,3-TRICHLOROPROPANE	5.8	U	
1,2,3-TRIMETHYLBENZENE	5.8	U	
1,2,4-TRICHLOROBENZENE	5.8	U	
1,2,4-TRIMETHYLBENZENE	5.8	U	
1,2-DIBROMO-3-CHLOROPROPANE	12	U	
1,2-DIBROMOETHANE	5.8	U	
1,2-DICHLOROBENZENE	5.8	U	
1,2-DICHLOROETHANE	5.8	U	
1,2-DICHLOROPROPANE	5.8	U	
1,3-DICHLOROBENZENE	5.8	U	
1,3-DICHLOROPROPANE	5.8	U	
1,4-DICHLOROBENZENE	5.8	U	
2,2-DICHLOROPROPANE	5.8	U	
2-BUTANONE	12	U	
2-CHLOROETHYL VINYL ETHER	12	U	
2-CHLOROTOLUENE	5.8	U	
2-HEXANONE	12	U	
4-CHLOROTOLUENE	5.8	U	
4-ISOPROPYLTOLUENE	5.8	U	
4-METHYL-2-PENTANONE	12	U	
ACETONE	12	U	
BENZENE	5.8	U	
BROMOBENZENE	5.8	U	
BROMOCHLOROMETHANE	5.8	U	

nsample	SB-510-0406
samp_date	11/28/2007
lab_id	A7L010179002
qc_type	NM
units	UG/KG
Pct_Solids	87.0
DUP_OF:	

Parameter	Result	Val Qual	Qual Code
BROMODICHLOROMETHANE	5.8	U	
BROMOFORM	5.8	U	
BROMOMETHANE	5.8	U	
CARBON DISULFIDE	5.8	U	
CARBON TETRACHLORIDE	5.8	U	
CHLOROBENZENE	5.8	U	
CHLORODIBROMOMETHANE	5.8	U	
CHLOROETHANE	5.8	U	
CHLOROFORM	5.8	U	
CHLOROMETHANE	5.8	U	
CIS-1,2-DICHLOROETHENE	5.8	U	
CIS-1,3-DICHLOROPROPENE	5.8	U	
DIBROMOMETHANE	5.8	U	
DICHLORODIFLUOROMETHANE	5.8	U	
DIISOPROPYL ETHER	12	U	
ETHYL TERT-BUTYL ETHER	5.8	U	
ETHYLBENZENE	5.8	U	
HEXACHLOROBUTADIENE	5.8	U	
ISOPROPYLBENZENE	5.8	U	
M+P-XYLENES	12	U	
METHYL TERT-BUTYL ETHER	12	U	
METHYLENE CHLORIDE	5.2	B	A
NAPHTHALENE	5.8	U	
N-BUTYLBENZENE	5.8	U	
N-PROPYLBENZENE	5.8	U	
O-XYLENE	5.8	U	
SEC-BUTYLBENZENE	5.8	U	
STYRENE	5.8	U	
TERT-AMYL METHYL ETHER	5.8	U	
TERT-BUTYLBENZENE	5.8	U	
TERTIARY-BUTYL ALCOHOL	120	UR	C
TETRACHLOROETHENE	5.8	U	

nsample	SB-510-0406
samp_date	11/28/2007
lab_id	A7L010179002
qc_type	NM
units	UG/KG
Pct_Solids	87.0
DUP_OF:	

Parameter	Result	Val Qual	Qual Code
TOLUENE	5.8	U	
TOTAL XYLENES	12	U	
TRANS-1,2-DICHLOROETHENE	5.8	U	
TRANS-1,3-DICHLOROPROPENE	5.8	U	
TRICHLOROETHENE	5.8	U	
TRICHLOROFLUOROMETHANE	5.8	U	
VINYL ACETATE	12	U	
VINYL CHLORIDE	5.8	U	

PROJ_NO: 00887

SDG: 7L01179 MEDIA: SOIL DATA FRACTION: OV

nsample	SB-510-0810
samp_date	11/28/2007
lab_id	A7L010179003
qc_type	NM
units	UG/KG
Pct_Solids	87.0
DUP_OF:	DUP-04

Parameter	Result	Val Qual	Qual Code
1,1,1,2-TETRACHLOROETHANE	5.8	U	
1,1,1-TRICHLOROETHANE	5.8	U	
1,1,2,2-TETRACHLOROETHANE	5.8	U	
1,1,2-TRICHLOROTRIFLUOROETHANE	5.8	U	
1,1-DICHLOROETHANE	5.8	U	
1,1-DICHLOROETHENE	5.8	U	
1,1-DICHLOROPROPENE	5.8	U	
1,2,3-TRICHLOROBENZENE	5.8	U	
1,2,3-TRICHLOROPROPANE	5.8	U	
1,2,3-TRIMETHYLBENZENE	5.8	U	
1,2,4-TRICHLOROBENZENE	5.8	U	
1,2,4-TRIMETHYLBENZENE	5.8	U	
1,2-DIBROMO-3-CHLOROPROPANE	12	U	
1,2-DIBROMOETHANE	5.8	U	
1,2-DICHLOROBENZENE	5.8	U	
1,2-DICHLOROETHANE	5.8	U	
1,2-DICHLOROPROPANE	5.8	U	
1,3-DICHLOROBENZENE	5.8	U	
1,3-DICHLOROPROPANE	5.8	U	
1,4-DICHLOROBENZENE	5.8	U	
2,2-DICHLOROPROPANE	5.8	U	
2-BUTANONE	12	U	
2-CHLOROETHYL VINYL ETHER	12	U	
2-CHLOROTOLUENE	5.8	U	
2-HEXANONE	12	U	
4-CHLOROTOLUENE	5.8	U	
4-ISOPROPYLTOLUENE	5.8	U	
4-METHYL-2-PENTANONE	12	U	
ACETONE	8.9	J	CP
BENZENE	5.8	U	
BROMOBENZENE	5.8	U	
BROMOCHLOROMETHANE	5.8	U	

nsample	SB-510-0810
samp_date	11/28/2007
lab_id	A7L010179003
qc_type	NM
units	UG/KG
Pct_Solids	87.0
DUP_OF:	DUP-04

Parameter	Result	Val Qual	Qual Code
BROMODICHLOROMETHANE	5.8	U	
BROMOFORM	5.8	U	
BROMOMETHANE	5.8	U	
CARBON DISULFIDE	5.8	U	
CARBON TETRACHLORIDE	5.8	U	
CHLOROBENZENE	5.8	U	
CHLORODIBROMOMETHANE	5.8	U	
CHLOROETHANE	5.8	U	
CHLOROFORM	5.8	U	
CHLOROMETHANE	5.8	U	
CIS-1,2-DICHLOROETHENE	5.8	U	
CIS-1,3-DICHLOROPROPENE	5.8	U	
DIBROMOMETHANE	5.8	U	
DICHLORODIFLUOROMETHANE	5.8	U	
DIISOPROPYL ETHER	12	U	
ETHYL TERT-BUTYL ETHER	5.8	U	
ETHYLBENZENE	5.8	U	
HEXACHLOROBUTADIENE	5.8	U	
ISOPROPYLBENZENE	5.8	U	
M+P-XYLENES	12	U	
METHYL TERT-BUTYL ETHER	12	U	
METHYLENE CHLORIDE	4.5	B	A
NAPHTHALENE	5.8	U	
N-BUTYLBENZENE	5.8	U	
N-PROPYLBENZENE	5.8	U	
O-XYLENE	5.8	U	
SEC-BUTYLBENZENE	5.8	U	
STYRENE	5.8	U	
TERT-AMYL METHYL ETHER	5.8	U	
TERT-BUTYLBENZENE	5.8	U	
TERTIARY-BUTYL ALCOHOL	120	UR	C
TETRACHLOROETHENE	5.8	U	

nsample	SB-510-0810
samp_date	11/28/2007
lab_id	A7L010179003
qc_type	NM
units	UG/KG
Pct_Solids	87.0
DUP_OF:	DUP-04

Parameter	Result	Val Qual	Qual Code
TOLUENE	5.8	U	
TOTAL XYLENES	12	U	
TRANS-1,2-DICHLOROETHENE	5.8	U	
TRANS-1,3-DICHLOROPROPENE	5.8	U	
TRICHLOROETHENE	5.8	U	
TRICHLOROFLUOROMETHANE	5.8	U	
VINYL ACETATE	12	U	
VINYL CHLORIDE	5.8	U	

PROJ_NO: 00887

SDG: 7L01179 MEDIA: SOIL DATA FRACTION: OV

nsample	SB-511-0001
samp_date	11/29/2007
lab_id	A7L010179005
qc_type	NM
units	UG/KG
Pct_Solids	87.0
DUP_OF:	

Parameter	Result	Val Qual	Qual Code
1,1,1,2-TETRACHLOROETHANE	5.7	U	
1,1,1-TRICHLOROETHANE	5.7	U	
1,1,2,2-TETRACHLOROETHANE	5.7	U	
1,1,2-TRICHLOROTRIFLUOROETHANE	5.7	U	
1,1-DICHLOROETHANE	5.7	U	
1,1-DICHLOROETHENE	5.7	U	
1,1-DICHLOROPROPENE	5.7	U	
1,2,3-TRICHLOROBENZENE	5.7	U	
1,2,3-TRICHLOROPROPANE	5.7	U	
1,2,3-TRIMETHYLBENZENE	5.7	U	
1,2,4-TRICHLOROBENZENE	5.7	U	
1,2,4-TRIMETHYLBENZENE	5.7	U	
1,2-DIBROMO-3-CHLOROPROPANE	11	U	
1,2-DIBROMOETHANE	5.7	U	
1,2-DICHLOROBENZENE	5.7	U	
1,2-DICHLOROETHANE	5.7	U	
1,2-DICHLOROPROPANE	5.7	U	
1,3-DICHLOROBENZENE	5.7	U	
1,3-DICHLOROPROPANE	5.7	U	
1,4-DICHLOROBENZENE	5.7	U	
2,2-DICHLOROPROPANE	5.7	U	
2-BUTANONE	11	U	
2-CHLOROETHYL VINYL ETHER	11	U	
2-CHLOROTOLUENE	5.7	U	
2-HEXANONE	11	U	
4-CHLOROTOLUENE	5.7	U	
4-ISOPROPYLTOLUENE	5.7	U	
4-METHYL-2-PENTANONE	11	U	
ACETONE	11	U	
BENZENE	5.7	U	
BROMOBENZENE	5.7	U	
BROMOCHLOROMETHANE	5.7	U	

nsample	SB-511-0001
samp_date	11/29/2007
lab_id	A7L010179005
qc_type	NM
units	UG/KG
Pct_Solids	87.0
DUP_OF:	

Parameter	Result	Val Qual	Qual Code
BROMODICHLOROMETHANE	5.7	U	
BROMOFORM	5.7	U	
BROMOMETHANE	5.7	U	
CARBON DISULFIDE	5.7	U	
CARBON TETRACHLORIDE	5.7	U	
CHLOROBENZENE	5.7	U	
CHLORODIBROMOMETHANE	5.7	U	
CHLOROETHANE	5.7	U	
CHLOROFORM	5.7	U	
CHLOROMETHANE	5.7	U	
CIS-1,2-DICHLOROETHENE	5.7	U	
CIS-1,3-DICHLOROPROPENE	5.7	U	
DIBROMOMETHANE	5.7	U	
DICHLORODIFLUOROMETHANE	5.7	U	
DIISOPROPYL ETHER	11	U	
ETHYL TERT-BUTYL ETHER	5.7	U	
ETHYLBENZENE	5.7	U	
HEXACHLOROBUTADIENE	5.7	U	
ISOPROPYLBENZENE	5.7	U	
M+P-XYLENES	11	U	
METHYL TERT-BUTYL ETHER	11	U	
METHYLENE CHLORIDE	5.4	B	A
NAPHTHALENE	5.7	U	
N-BUTYLBENZENE	5.7	U	
N-PROPYLBENZENE	5.7	U	
O-XYLENE	5.7	U	
SEC-BUTYLBENZENE	5.7	U	
STYRENE	5.7	U	
TERT-AMYL METHYL ETHER	5.7	U	
TERT-BUTYLBENZENE	5.7	U	
TERTIARY-BUTYL ALCOHOL	110	UR	C
TETRACHLOROETHENE	5.7	U	

nsample	SB-511-0001
samp_date	11/29/2007
lab_id	A7L010179005
qc_type	NM
units	UG/KG
Pct_Solids	87.0
DUP_OF:	

Parameter	Result	Val Qual	Qual Code
TOLUENE	5.7	U	
TOTAL XYLENES	11	U	
TRANS-1,2-DICHLOROETHENE	5.7	U	
TRANS-1,3-DICHLOROPROPENE	5.7	U	
TRICHLOROETHENE	5.7	U	
TRICHLOROFLUOROMETHANE	5.7	U	
VINYL ACETATE	11	U	
VINYL CHLORIDE	5.7	U	

PROJ_NO: 00887

SDG: 7L01179 MEDIA: SOIL DATA FRACTION: OV

nsample	SB-511-0406
samp_date	11/29/2007
lab_id	A7L010179006
qc_type	NM
units	UG/KG
Pct_Solids	85.0
DUP_OF:	

Parameter	Result	Val Qual	Qual Code
1,1,1,2-TETRACHLOROETHANE	5.9	U	
1,1,1-TRICHLOROETHANE	5.9	U	
1,1,2,2-TETRACHLOROETHANE	5.9	U	
1,1,2-TRICHLOROTRIFLUOROETHANE	5.9	U	
1,1-DICHLOROETHANE	5.9	U	
1,1-DICHLOROETHENE	5.9	U	
1,1-DICHLOROPROPENE	5.9	U	
1,2,3-TRICHLOROBENZENE	5.9	U	
1,2,3-TRICHLOROPROPANE	5.9	U	
1,2,3-TRIMETHYLBENZENE	5.9	U	
1,2,4-TRICHLOROBENZENE	5.9	U	
1,2,4-TRIMETHYLBENZENE	5.9	U	
1,2-DIBROMO-3-CHLOROPROPANE	12	U	
1,2-DIBROMOETHANE	5.9	U	
1,2-DICHLOROBENZENE	5.9	U	
1,2-DICHLOROETHANE	5.9	U	
1,2-DICHLOROPROPANE	5.9	U	
1,3-DICHLOROBENZENE	5.9	U	
1,3-DICHLOROPROPANE	5.9	U	
1,4-DICHLOROBENZENE	5.9	U	
2,2-DICHLOROPROPANE	5.9	U	
2-BUTANONE	12	U	
2-CHLOROETHYL VINYL ETHER	12	U	
2-CHLOROTOLUENE	5.9	U	
2-HEXANONE	12	U	
4-CHLOROTOLUENE	5.9	U	
4-ISOPROPYLTOLUENE	5.9	U	
4-METHYL-2-PENTANONE	12	U	
ACETONE	12	J	C
BENZENE	5.9	U	
BROMOBENZENE	5.9	U	
BROMOCHLOROMETHANE	5.9	U	

nsample	SB-511-0406
samp_date	11/29/2007
lab_id	A7L010179006
qc_type	NM
units	UG/KG
Pct_Solids	85.0
DUP_OF:	

Parameter	Result	Val Qual	Qual Code
BROMODICHLOROMETHANE	5.9	U	
BROMOFORM	5.9	U	
BROMOMETHANE	5.9	U	
CARBON DISULFIDE	5.9	U	
CARBON TETRACHLORIDE	5.9	U	
CHLOROBENZENE	5.9	U	
CHLORODIBROMOMETHANE	5.9	U	
CHLOROETHANE	5.9	U	
CHLOROFORM	5.9	U	
CHLOROMETHANE	5.9	U	
CIS-1,2-DICHLOROETHENE	5.9	U	
CIS-1,3-DICHLOROPROPENE	5.9	U	
DIBROMOMETHANE	5.9	U	
DICHLORODIFLUOROMETHANE	5.9	U	
DIISOPROPYL ETHER	12	U	
ETHYL TERT-BUTYL ETHER	5.9	U	
ETHYLBENZENE	5.9	U	
HEXACHLOROBUTADIENE	5.9	U	
ISOPROPYLBENZENE	5.9	U	
M+P-XYLENES	12	U	
METHYL TERT-BUTYL ETHER	12	U	
METHYLENE CHLORIDE	5.6	B	A
NAPHTHALENE	5.9	U	
N-BUTYLBENZENE	5.9	U	
N-PROPYLBENZENE	5.9	U	
O-XYLENE	5.9	U	
SEC-BUTYLBENZENE	5.9	U	
STYRENE	5.9	U	
TERT-AMYL METHYL ETHER	5.9	U	
TERT-BUTYLBENZENE	5.9	U	
TERTIARY-BUTYL ALCOHOL	120	UR	C
TETRACHLOROETHENE	5.9	U	

nsample	SB-511-0406
samp_date	11/29/2007
lab_id	A7L010179006
qc_type	NM
units	UG/KG
Pct_Solids	85.0
DUP_OF:	

Parameter	Result	Val Qual	Qual Code
TOLUENE	5.9	U	
TOTAL XYLENES	12	U	
TRANS-1,2-DICHLOROETHENE	5.9	U	
TRANS-1,3-DICHLOROPROPENE	5.9	U	
TRICHLOROETHENE	5.9	U	
TRICHLOROFLUOROMETHANE	5.9	U	
VINYL ACETATE	12	U	
VINYL CHLORIDE	5.9	U	

2-15-08
JAZ

PROJ_NO: 00887

SDG: 7L01179 MEDIA: SOIL DATA FRACTION: OV

nsample	SB-511-0810
samp_date	11/29/2007
lab_id	A7L010179007
qc_type	NM
units	UG/KG
Pct_Solids	80.0
DUP_OF:	

Parameter	Result	Val Qual	Qual Code
1,1,1,2-TETRACHLOROETHANE	6.3	U	
1,1,1-TRICHLOROETHANE	6.3	U	
1,1,2,2-TETRACHLOROETHANE	6.3	U	
1,1,2-TRICHLOROTRIFLUOROETHANE	6.3	U	
1,1-DICHLOROETHANE	6.3	U	
1,1-DICHLOROETHENE	6.3	U	
1,1-DICHLOROPROPENE	6.3	U	
1,2,3-TRICHLOROBENZENE	6.3	U	
1,2,3-TRICHLOROPROPANE	6.3	U	
1,2,3-TRIMETHYLBENZENE	6.3	U	
1,2,4-TRICHLOROBENZENE	6.3	U	
1,2,4-TRIMETHYLBENZENE	6.3	U	
1,2-DIBROMO-3-CHLOROPROPANE	13	U	
1,2-DIBROMOETHANE	6.3	U	
1,2-DICHLOROBENZENE	6.3	U	
1,2-DICHLOROETHANE	6.3	U	
1,2-DICHLOROPROPANE	6.3	U	
1,3-DICHLOROBENZENE	6.3	U	
1,3-DICHLOROPROPANE	6.3	U	
1,4-DICHLOROBENZENE	6.3	U	
2,2-DICHLOROPROPANE	6.3	U	
2-BUTANONE	13	U	
2-CHLOROETHYL VINYL ETHER	13	U	
2-CHLOROTOLUENE	6.3	U	
2-HEXANONE	13	U	
4-CHLOROTOLUENE	6.3	U	
4-ISOPROPYLTOLUENE	6.3	U	
4-METHYL-2-PENTANONE	13	U	
ACETONE	19	J	C
BENZENE	6.3	U	
BROMOBENZENE	6.3	U	
BROMOCHLOROMETHANE	6.3	U	

nsample	SB-511-0810
samp_date	11/29/2007
lab_id	A7L010179007
qc_type	NM
units	UG/KG
Pct_Solids	80.0
DUP_OF:	

Parameter	Result	Val Qual	Qual Code
BROMODICHLOROMETHANE	6.3	U	
BROMOFORM	6.3	U	
BROMOMETHANE	6.3	U	
CARBON DISULFIDE	6.3	U	
CARBON TETRACHLORIDE	6.3	U	
CHLOROBENZENE	6.3	U	
CHLORODIBROMOMETHANE	6.3	U	
CHLOROETHANE	6.3	U	
CHLOROFORM	6.3	U	
CHLOROMETHANE	6.3	U	
CIS-1,2-DICHLOROETHENE	6.3	U	
CIS-1,3-DICHLOROPROPENE	6.3	U	
DIBROMOMETHANE	6.3	U	
DICHLORODIFLUOROMETHANE	6.3	U	
DIISOPROPYL ETHER	13	U	
ETHYL TERT-BUTYL ETHER	6.3	U	
ETHYLBENZENE	6.3	U	
HEXACHLOROBUTADIENE	6.3	U	
ISOPROPYLBENZENE	6.3	U	
M+P-XYLENES	13	U	
METHYL TERT-BUTYL ETHER	13	U	
METHYLENE CHLORIDE	5.7	B	A
NAPHTHALENE	6.3	U	
N-BUTYLBENZENE	6.3	U	
N-PROPYLBENZENE	6.3	U	
O-XYLENE	6.3	U	
SEC-BUTYLBENZENE	6.3	U	
STYRENE	6.3	U	
TERT-AMYL METHYL ETHER	6.3	U	
TERT-BUTYLBENZENE	6.3	U	
TERTIARY-BUTYL ALCOHOL	130	UR	C
TETRACHLOROETHENE	6.3	U	

nsample	SB-511-0810
samp_date	11/29/2007
lab_id	A7L010179007
qc_type	NM
units	UG/KG
Pct_Solids	80.0
DUP_OF:	

Parameter	Result	Val Qual	Qual Code
TOLUENE	6.3	U	
TOTAL XYLENES	13	U	
TRANS-1,2-DICHLOROETHENE	6.3	U	
TRANS-1,3-DICHLOROPROPENE	6.3	U	
TRICHLOROETHENE	6.3	U	
TRICHLOROFLUOROMETHANE	6.3	U	
VINYL ACETATE	13	U	
VINYL CHLORIDE	6.3	U	

PROJ_NO: 00887

SDG: 7L01179 MEDIA: SOIL DATA FRACTION: OV

nsample	SB-512-0001
samp_date	11/29/2007
lab_id	A7L010179008
qc_type	NM
units	UG/KG
Pct_Solids	89.0
DUP_OF:	

Parameter	Result	Val Qual	Qual Code
1,1,1,2-TETRACHLOROETHANE	5.6	U	
1,1,1-TRICHLOROETHANE	5.6	U	
1,1,2,2-TETRACHLOROETHANE	5.6	U	
1,1,2-TRICHLOROTRIFLUOROETHANE	5.6	U	
1,1-DICHLOROETHANE	5.6	U	
1,1-DICHLOROETHENE	5.6	U	
1,1-DICHLOROPROPENE	5.6	U	
1,2,3-TRICHLOROBENZENE	5.6	U	
1,2,3-TRICHLOROPROPANE	5.6	U	
1,2,3-TRIMETHYLBENZENE	5.6	U	
1,2,4-TRICHLOROBENZENE	5.6	U	
1,2,4-TRIMETHYLBENZENE	5.6	U	
1,2-DIBROMO-3-CHLOROPROPANE	11	U	
1,2-DIBROMOETHANE	5.6	U	
1,2-DICHLOROBENZENE	5.6	U	
1,2-DICHLOROETHANE	5.6	U	
1,2-DICHLOROPROPANE	5.6	U	
1,3-DICHLOROBENZENE	5.6	U	
1,3-DICHLOROPROPANE	5.6	U	
1,4-DICHLOROBENZENE	5.6	U	
2,2-DICHLOROPROPANE	5.6	U	
2-BUTANONE	11	U	
2-CHLOROETHYL VINYL ETHER	11	U	
2-CHLOROTOLUENE	5.6	U	
2-HEXANONE	11	U	
4-CHLOROTOLUENE	5.6	U	
4-ISOPROPYLTOLUENE	5.6	U	
4-METHYL-2-PENTANONE	11	U	
ACETONE	8.2	J	CP
BENZENE	5.6	U	
BROMOBENZENE	5.6	U	
BROMOCHLOROMETHANE	5.6	U	

nsample	SB-512-0001
samp_date	11/29/2007
lab_id	A7L010179008
qc_type	NM
units	UG/KG
Pct_Solids	89.0
DUP_OF:	

Parameter	Result	Val Qual	Qual Code
BROMODICHLOROMETHANE	5.6	U	
BROMOFORM	5.6	U	
BROMOMETHANE	5.6	U	
CARBON DISULFIDE	5.6	U	
CARBON TETRACHLORIDE	5.6	U	
CHLOROBENZENE	5.6	U	
CHLORODIBROMOMETHANE	5.6	U	
CHLOROETHANE	5.6	U	
CHLOROFORM	5.6	U	
CHLOROMETHANE	5.6	U	
CIS-1,2-DICHLOROETHENE	5.6	U	
CIS-1,3-DICHLOROPROPENE	5.6	U	
DIBROMOMETHANE	5.6	U	
DICHLORODIFLUOROMETHANE	5.6	U	
DIISOPROPYL ETHER	11	U	
ETHYL TERT-BUTYL ETHER	5.6	U	
ETHYLBENZENE	5.6	U	
HEXACHLOROBUTADIENE	5.6	U	
ISOPROPYLBENZENE	5.6	U	
M+P-XYLENES	11	U	
METHYL TERT-BUTYL ETHER	11	U	
METHYLENE CHLORIDE	5.6	B	A
NAPHTHALENE	1.8	B	A
N-BUTYLBENZENE	5.6	U	
N-PROPYLBENZENE	5.6	U	
O-XYLENE	5.6	U	
SEC-BUTYLBENZENE	5.6	U	
STYRENE	5.6	U	
TERT-AMYL METHYL ETHER	5.6	U	
TERT-BUTYLBENZENE	5.6	U	
TERTIARY-BUTYL ALCOHOL	110	UR	C
TETRACHLOROETHENE	5.6	U	

nsample	SB-512-0001
samp_date	11/29/2007
lab_id	A7L010179008
qc_type	NM
units	UG/KG
Pct_Solids	89.0
DUP_OF:	

Parameter	Result	Val Qual	Qual Code
TOLUENE	5.6	U	
TOTAL XYLENES	11	U	
TRANS-1,2-DICHLOROETHENE	5.6	U	
TRANS-1,3-DICHLOROPROPENE	5.6	U	
TRICHLOROETHENE	5.6	U	
TRICHLOROFLUOROMETHANE	5.6	U	
VINYL ACETATE	11	U	
VINYL CHLORIDE	5.6	U	

PROJ_NO: 00887

SDG: 7L01179 MEDIA: SOIL DATA FRACTION: OV

nsample	SB-512-0406
samp_date	11/29/2007
lab_id	A7L010179009
qc_type	NM
units	UG/KG
Pct_Solids	88.0
DUP_OF:	

Parameter	Result	Val Qual	Qual Code
1,1,1,2-TETRACHLOROETHANE	5.7	U	
1,1,1-TRICHLOROETHANE	5.7	U	
1,1,2,2-TETRACHLOROETHANE	5.7	U	
1,1,2-TRICHLOROTRIFLUOROETHANE	5.7	U	
1,1-DICHLOROETHANE	5.7	U	
1,1-DICHLOROETHENE	5.7	U	
1,1-DICHLOROPROPENE	5.7	U	
1,2,3-TRICHLOROBENZENE	5.7	U	
1,2,3-TRICHLOROPROPANE	5.7	U	
1,2,3-TRIMETHYLBENZENE	5.7	U	
1,2,4-TRICHLOROBENZENE	5.7	U	
1,2,4-TRIMETHYLBENZENE	5.7	U	
1,2-DIBROMO-3-CHLOROPROPANE	11	U	
1,2-DIBROMOETHANE	5.7	U	
1,2-DICHLOROBENZENE	5.7	U	
1,2-DICHLOROETHANE	5.7	U	
1,2-DICHLOROPROPANE	5.7	U	
1,3-DICHLOROBENZENE	5.7	U	
1,3-DICHLOROPROPANE	5.7	U	
1,4-DICHLOROBENZENE	5.7	U	
2,2-DICHLOROPROPANE	5.7	U	
2-BUTANONE	11	U	
2-CHLOROETHYL VINYL ETHER	11	U	
2-CHLOROTOLUENE	5.7	U	
2-HEXANONE	11	U	
4-CHLOROTOLUENE	5.7	U	
4-ISOPROPYLTOLUENE	5.7	U	
4-METHYL-2-PENTANONE	11	U	
ACETONE	11	U	
BENZENE	5.7	U	
BROMOBENZENE	5.7	U	
BROMOCHLOROMETHANE	5.7	U	

nsample	SB-512-0406
samp_date	11/29/2007
lab_id	A7L010179009
qc_type	NM
units	UG/KG
Pct_Solids	88.0
DUP_OF:	

Parameter	Result	Val Qual	Qual Code
BROMODICHLOROMETHANE	5.7	U	
BROMOFORM	5.7	U	
BROMOMETHANE	5.7	U	
CARBON DISULFIDE	5.7	U	
CARBON TETRACHLORIDE	5.7	U	
CHLOROBENZENE	5.7	U	
CHLORODIBROMOMETHANE	5.7	U	
CHLOROETHANE	5.7	U	
CHLOROFORM	5.7	U	
CHLOROMETHANE	5.7	U	
CIS-1,2-DICHLOROETHENE	5.7	U	
CIS-1,3-DICHLOROPROPENE	5.7	U	
DIBROMOMETHANE	5.7	U	
DICHLORODIFLUOROMETHANE	5.7	U	
DIISOPROPYL ETHER	11	U	
ETHYL TERT-BUTYL ETHER	5.7	U	
ETHYLBENZENE	5.7	U	
HEXACHLOROBUTADIENE	5.7	U	
ISOPROPYLBENZENE	5.7	U	
M+P-XYLENES	11	U	
METHYL TERT-BUTYL ETHER	11	U	
METHYLENE CHLORIDE	6.2	B	A
NAPHTHALENE	5.7	U	
N-BUTYLBENZENE	5.7	U	
N-PROPYLBENZENE	5.7	U	
O-XYLENE	5.7	U	
SEC-BUTYLBENZENE	5.7	U	
STYRENE	5.7	U	
TERT-AMYL METHYL ETHER	5.7	U	
TERT-BUTYLBENZENE	5.7	U	
TERTIARY-BUTYL ALCOHOL	110	UR	C
TETRACHLOROETHENE	5.7	U	

nsample	SB-512-0406
samp_date	11/29/2007
lab_id	A7L010179009
qc_type	NM
units	UG/KG
Pct_Solids	88.0
DUP_OF:	

Parameter	Result	Val Qual	Qual Code
TOLUENE	5.7	U	
TOTAL XYLENES	11	U	
TRANS-1,2-DICHLOROETHENE	5.7	U	
TRANS-1,3-DICHLOROPROPENE	5.7	U	
TRICHLOROETHENE	5.7	U	
TRICHLOROFLUOROMETHANE	5.7	U	
VINYL ACETATE	11	U	
VINYL CHLORIDE	5.7	U	

PROJ_NO: 00887

SDG: 7L01179 MEDIA: SOIL DATA FRACTION: OV

nsample	SB-512-0810
samp_date	11/29/2007
lab_id	A7L010179010
qc_type	NM
units	UG/KG
Pct_Solids	80.0
DUP_OF:	DUP-05

Parameter	Result	Val Qual	Qual Code
1,1,1,2-TETRACHLOROETHANE	6.3	U	
1,1,1-TRICHLOROETHANE	6.3	U	
1,1,2,2-TETRACHLOROETHANE	6.3	U	
1,1,2-TRICHLOROTRIFLUOROETHANE	6.3	U	
1,1-DICHLOROETHANE	6.3	U	
1,1-DICHLOROETHENE	6.3	U	
1,1-DICHLOROPROPENE	6.3	U	
1,2,3-TRICHLOROBENZENE	6.3	U	
1,2,3-TRICHLOROPROPANE	6.3	U	
1,2,3-TRIMETHYLBENZENE	6.3	U	
1,2,4-TRICHLOROBENZENE	6.3	U	
1,2,4-TRIMETHYLBENZENE	6.3	U	
1,2-DIBROMO-3-CHLOROPROPANE	13	U	
1,2-DIBROMOETHANE	6.3	U	
1,2-DICHLOROBENZENE	6.3	U	
1,2-DICHLOROETHANE	6.3	U	
1,2-DICHLOROPROPANE	6.3	U	
1,3-DICHLOROBENZENE	6.3	U	
1,3-DICHLOROPROPANE	6.3	U	
1,4-DICHLOROBENZENE	6.3	U	
2,2-DICHLOROPROPANE	6.3	U	
2-BUTANONE	13	U	
2-CHLOROETHYL VINYL ETHER	13	U	
2-CHLOROTOLUENE	6.3	U	
2-HEXANONE	13	U	
4-CHLOROTOLUENE	6.3	U	
4-ISOPROPYLTOLUENE	6.3	U	
4-METHYL-2-PENTANONE	13	U	
ACETONE	20	J	C
BENZENE	6.3	U	
BROMOBENZENE	6.3	U	
BROMOCHLOROMETHANE	6.3	U	

nsample	SB-512-0810
samp_date	11/29/2007
lab_id	A7L010179010
qc_type	NM
units	UG/KG
Pct_Solids	80.0
DUP_OF:	DUP-05

Parameter	Result	Val Qual	Qual Code
BROMODICHLOROMETHANE	6.3	U	
BROMOFORM	6.3	U	
BROMOMETHANE	6.3	U	
CARBON DISULFIDE	6.3	U	
CARBON TETRACHLORIDE	6.3	U	
CHLOROBENZENE	6.3	U	
CHLORODIBROMOMETHANE	6.3	U	
CHLOROETHANE	6.3	U	
CHLOROFORM	6.3	U	
CHLOROMETHANE	6.3	U	
CIS-1,2-DICHLOROETHENE	6.3	U	
CIS-1,3-DICHLOROPROPENE	6.3	U	
DIBROMOMETHANE	6.3	U	
DICHLORODIFLUOROMETHANE	6.3	U	
DIISOPROPYL ETHER	13	U	
ETHYL TERT-BUTYL ETHER	6.3	U	
ETHYLBENZENE	6.3	U	
HEXACHLOROBUTADIENE	6.3	U	
ISOPROPYLBENZENE	6.3	U	
M+P-XYLENES	13	U	
METHYL TERT-BUTYL ETHER	13	U	
METHYLENE CHLORIDE	4.8	B	A
NAPHTHALENE	110	J	G
N-BUTYLBENZENE	6.3	U	
N-PROPYLBENZENE	6.3	U	
O-XYLENE	6.3	U	
SEC-BUTYLBENZENE	6.3	U	
STYRENE	6.3	U	
TERT-AMYL METHYL ETHER	6.3	U	
TERT-BUTYLBENZENE	6.3	U	
TERTIARY-BUTYL ALCOHOL	130	UR	C
TETRACHLOROETHENE	6.3	U	

nsample	SB-512-0810
samp_date	11/29/2007
lab_id	A7L010179010
qc_type	NM
units	UG/KG
Pct_Solids	80.0
DUP_OF:	DUP-05

Parameter	Result	Val Qual	Qual Code
TOLUENE	6.3	U	
TOTAL XYLENES	13	U	
TRANS-1,2-DICHLOROETHENE	6.3	U	
TRANS-1,3-DICHLOROPROPENE	6.3	U	
TRICHLOROETHENE	6.3	U	
TRICHLOROFLUOROMETHANE	6.3	U	
VINYL ACETATE	13	UJ	C
VINYL CHLORIDE	6.3	U	

PROJ_NO: 00887

SDG: 7L01179 MEDIA: SOIL DATA FRACTION: OV

nsample	SB-513-0001
samp_date	11/29/2007
lab_id	A7L010179011
qc_type	NM
units	UG/KG
Pct_Solids	85.0
DUP_OF:	

Parameter	Result	Val Qual	Qual Code
1,1,1,2-TETRACHLOROETHANE	5.8	U	
1,1,1-TRICHLOROETHANE	5.8	U	
1,1,2,2-TETRACHLOROETHANE	5.8	U	
1,1,2-TRICHLOROTRIFLUOROETHANE	5.8	U	
1,1-DICHLOROETHANE	5.8	U	
1,1-DICHLOROETHENE	5.8	U	
1,1-DICHLOROPROPENE	5.8	U	
1,2,3-TRICHLOROBENZENE	5.8	U	
1,2,3-TRICHLOROPROPANE	5.8	U	
1,2,3-TRIMETHYLBENZENE	5.8	U	
1,2,4-TRICHLOROBENZENE	5.8	U	
1,2,4-TRIMETHYLBENZENE	5.8	U	
1,2-DIBROMO-3-CHLOROPROPANE	12	U	
1,2-DIBROMOETHANE	5.8	U	
1,2-DICHLOROBENZENE	5.8	U	
1,2-DICHLOROETHANE	5.8	U	
1,2-DICHLOROPROPANE	5.8	U	
1,3-DICHLOROBENZENE	5.8	U	
1,3-DICHLOROPROPANE	5.8	U	
1,4-DICHLOROBENZENE	5.8	U	
2,2-DICHLOROPROPANE	5.8	U	
2-BUTANONE	12	U	
2-CHLOROETHYL VINYL ETHER	12	U	
2-CHLOROTOLUENE	5.8	U	
2-HEXANONE	12	U	
4-CHLOROTOLUENE	5.8	U	
4-ISOPROPYLTOLUENE	5.8	U	
4-METHYL-2-PENTANONE	12	U	
ACETONE	12	U	
BENZENE	5.8	U	
BROMOBENZENE	5.8	U	
BROMOCHLOROMETHANE	5.8	U	

nsample	SB-513-0001
samp_date	11/29/2007
lab_id	A7L010179011
qc_type	NM
units	UG/KG
Pct_Solids	85.0
DUP_OF:	

Parameter	Result	Val Qual	Qual Code
BROMODICHLOROMETHANE	5.8	U	
BROMOFORM	5.8	U	
BROMOMETHANE	5.8	U	
CARBON DISULFIDE	5.8	U	
CARBON TETRACHLORIDE	5.8	U	
CHLOROBENZENE	5.8	U	
CHLORODIBROMOMETHANE	5.8	U	
CHLOROETHANE	5.8	U	
CHLOROFORM	5.8	U	
CHLOROMETHANE	5.8	U	
CIS-1,2-DICHLOROETHENE	5.8	U	
CIS-1,3-DICHLOROPROPENE	5.8	U	
DIBROMOMETHANE	5.8	U	
DICHLORODIFLUOROMETHANE	5.8	U	
DIISOPROPYL ETHER	12	U	
ETHYL TERT-BUTYL ETHER	5.8	U	
ETHYLBENZENE	5.8	U	
HEXACHLOROBUTADIENE	5.8	U	
ISOPROPYLBENZENE	5.8	U	
M+P-XYLENES	12	U	
METHYL TERT-BUTYL ETHER	12	U	
METHYLENE CHLORIDE	3.6	B	A
NAPHTHALENE	0.67	B	A
N-BUTYLBENZENE	5.8	U	
N-PROPYLBENZENE	5.8	U	
O-XYLENE	5.8	U	
SEC-BUTYLBENZENE	5.8	U	
STYRENE	5.8	U	
TERT-AMYL METHYL ETHER	5.8	U	
TERT-BUTYLBENZENE	5.8	U	
TERTIARY-BUTYL ALCOHOL	120	UR	C
TETRACHLOROETHENE	5.8	U	

nsample	SB-513-0001
samp_date	11/29/2007
lab_id	A7L010179011
qc_type	NM
units	UG/KG
Pct_Solids	85.0
DUP_OF:	

Parameter	Result	Val Qual	Qual Code
TOLUENE	5.8	U	
TOTAL XYLENES	12	U	
TRANS-1,2-DICHLOROETHENE	5.8	U	
TRANS-1,3-DICHLOROPROPENE	5.8	U	
TRICHLOROETHENE	5.8	U	
TRICHLOROFLUOROMETHANE	5.8	U	
VINYL ACETATE	12	UJ	C
VINYL CHLORIDE	5.8	U	

PROJ_NO: 00887

SDG: 7L01179 MEDIA: SOIL DATA FRACTION: OV

nsample	SB-513-0406
samp_date	11/29/2007
lab_id	A7L010179012
qc_type	NM
units	UG/KG
Pct_Solids	85.0
DUP_OF:	

Parameter	Result	Val Qual	Qual Code
1,1,1,2-TETRACHLOROETHANE	5.9	U	
1,1,1-TRICHLOROETHANE	5.9	U	
1,1,2,2-TETRACHLOROETHANE	5.9	U	
1,1,2-TRICHLOROTRIFLUOROETHANE	5.9	U	
1,1-DICHLOROETHANE	5.9	U	
1,1-DICHLOROETHENE	5.9	U	
1,1-DICHLOROPROPENE	5.9	U	
1,2,3-TRICHLOROBENZENE	5.9	U	
1,2,3-TRICHLOROPROPANE	5.9	U	
1,2,3-TRIMETHYLBENZENE	5.9	U	
1,2,4-TRICHLOROBENZENE	5.9	U	
1,2,4-TRIMETHYLBENZENE	5.9	U	
1,2-DIBROMO-3-CHLOROPROPANE	12	U	
1,2-DIBROMOETHANE	5.9	U	
1,2-DICHLOROBENZENE	5.9	U	
1,2-DICHLOROETHANE	5.9	U	
1,2-DICHLOROPROPANE	5.9	U	
1,3-DICHLOROBENZENE	5.9	U	
1,3-DICHLOROPROPANE	5.9	U	
1,4-DICHLOROBENZENE	5.9	U	
2,2-DICHLOROPROPANE	5.9	U	
2-BUTANONE	2.7	J	
2-CHLOROETHYL VINYL ETHER	12	U	
2-CHLOROTOLUENE	5.9	U	
2-HEXANONE	12	U	
4-CHLOROTOLUENE	5.9	U	
4-ISOPROPYLTOLUENE	5.9	U	
4-METHYL-2-PENTANONE	12	U	
ACETONE	69	J	C
BENZENE	5.9	U	
BROMOBENZENE	5.9	U	
BROMOCHLOROMETHANE	5.9	U	

nsample	SB-513-0406
samp_date	11/29/2007
lab_id	A7L010179012
qc_type	NM
units	UG/KG
Pct_Solids	85.0
DUP_OF:	

Parameter	Result	Val Qual	Qual Code
BROMODICHLOROMETHANE	5.9	U	
BROMOFORM	5.9	U	
BROMOMETHANE	5.9	U	
CARBON DISULFIDE	5.9	U	
CARBON TETRACHLORIDE	5.9	U	
CHLOROBENZENE	5.9	U	
CHLORODIBROMOMETHANE	5.9	U	
CHLOROETHANE	5.9	U	
CHLOROFORM	5.9	U	
CHLOROMETHANE	5.9	U	
CIS-1,2-DICHLOROETHENE	5.9	U	
CIS-1,3-DICHLOROPROPENE	5.9	U	
DIBROMOMETHANE	5.9	U	
DICHLORODIFLUOROMETHANE	5.9	U	
DIISOPROPYL ETHER	12	U	
ETHYL TERT-BUTYL ETHER	5.9	U	
ETHYLBENZENE	5.9	U	
HEXACHLOROBUTADIENE	5.9	U	
ISOPROPYLBENZENE	5.9	U	
M+P-XYLENES	12	U	
METHYL TERT-BUTYL ETHER	12	U	
METHYLENE CHLORIDE	4.4	B	A
NAPHTHALENE	5.9	U	
N-BUTYLBENZENE	5.9	U	
N-PROPYLBENZENE	5.9	U	
O-XYLENE	5.9	U	
SEC-BUTYLBENZENE	5.9	U	
STYRENE	5.9	U	
TERT-AMYL METHYL ETHER	5.9	U	
TERT-BUTYLBENZENE	5.9	U	
TERTIARY-BUTYL ALCOHOL	120	UR	C
TETRACHLOROETHENE	5.9	U	

nsample	SB-513-0406
samp_date	11/29/2007
lab_id	A7L010179012
qc_type	NM
units	UG/KG
Pct_Solids	85.0
DUP_OF:	

Parameter	Result	Val Qual	Qual Code
TOLUENE	5.9	U	
TOTAL XYLENES	12	U	
TRANS-1,2-DICHLOROETHENE	5.9	U	
TRANS-1,3-DICHLOROPROPENE	5.9	U	
TRICHLOROETHENE	5.9	U	
TRICHLOROFLUOROMETHANE	5.9	U	
VINYL ACETATE	12	UJ	C
VINYL CHLORIDE	5.9	U	

PROJ_NO: 00887

SDG: 7L01179 MEDIA: SOIL DATA FRACTION: OV

nsample	SB-513-0810
samp_date	11/29/2007
lab_id	A7L010179013
qc_type	NM
units	UG/KG
Pct_Solids	86.0
DUP_OF:	

Parameter	Result	Val Qual	Qual Code
1,1,1,2-TETRACHLOROETHANE	5.8	U	
1,1,1-TRICHLOROETHANE	5.8	U	
1,1,2,2-TETRACHLOROETHANE	5.8	U	
1,1,2-TRICHLOROTRIFLUOROETHANE	5.8	U	
1,1-DICHLOROETHANE	5.8	U	
1,1-DICHLOROETHENE	5.8	U	
1,1-DICHLOROPROPENE	5.8	U	
1,2,3-TRICHLOROBENZENE	5.8	U	
1,2,3-TRICHLOROPROPANE	5.8	U	
1,2,3-TRIMETHYLBENZENE	5.8	U	
1,2,4-TRICHLOROBENZENE	5.8	U	
1,2,4-TRIMETHYLBENZENE	5.8	U	
1,2-DIBROMO-3-CHLOROPROPANE	12	U	
1,2-DIBROMOETHANE	5.8	U	
1,2-DICHLOROBENZENE	5.8	U	
1,2-DICHLOROETHANE	5.8	U	
1,2-DICHLOROPROPANE	5.8	U	
1,3-DICHLOROBENZENE	5.8	U	
1,3-DICHLOROPROPANE	5.8	U	
1,4-DICHLOROBENZENE	5.8	U	
2,2-DICHLOROPROPANE	5.8	U	
2-BUTANONE	12	U	
2-CHLOROETHYL VINYL ETHER	12	U	
2-CHLOROTOLUENE	5.8	U	
2-HEXANONE	12	U	
4-CHLOROTOLUENE	5.8	U	
4-ISOPROPYLTOLUENE	5.8	U	
4-METHYL-2-PENTANONE	12	U	
ACETONE	26	J	C
BENZENE	5.8	U	
BROMOBENZENE	5.8	U	
BROMOCHLOROMETHANE	5.8	U	

nsample	SB-513-0810
samp_date	11/29/2007
lab_id	A7L010179013
qc_type	NM
units	UG/KG
Pct_Solids	86.0
DUP_OF:	

Parameter	Result	Val Qual	Qual Code
BROMODICHLOROMETHANE	5.8	U	
BROMOFORM	5.8	U	
BROMOMETHANE	5.8	U	
CARBON DISULFIDE	5.8	U	
CARBON TETRACHLORIDE	5.8	U	
CHLOROBENZENE	5.8	U	
CHLORODIBROMOMETHANE	5.8	U	
CHLOROETHANE	5.8	U	
CHLOROFORM	5.8	U	
CHLOROMETHANE	5.8	U	
CIS-1,2-DICHLOROETHENE	5.8	U	
CIS-1,3-DICHLOROPROPENE	5.8	U	
DIBROMOMETHANE	5.8	U	
DICHLORODIFLUOROMETHANE	5.8	U	
DIISOPROPYL ETHER	12	U	
ETHYL TERT-BUTYL ETHER	5.8	U	
ETHYLBENZENE	5.8	U	
HEXACHLOROBUTADIENE	5.8	U	
ISOPROPYLBENZENE	5.8	U	
M+P-XYLENES	12	U	
METHYL TERT-BUTYL ETHER	12	U	
METHYLENE CHLORIDE	5.5	B	A
NAPHTHALENE	5.8	U	
N-BUTYLBENZENE	5.8	U	
N-PROPYLBENZENE	5.8	U	
O-XYLENE	5.8	U	
SEC-BUTYLBENZENE	5.8	U	
STYRENE	5.8	U	
TERT-AMYL METHYL ETHER	5.8	U	
TERT-BUTYLBENZENE	5.8	U	
TERTIARY-BUTYL ALCOHOL	120	UR	C
TETRACHLOROETHENE	5.8	U	

nsample	SB-513-0810
samp_date	11/29/2007
lab_id	A7L010179013
qc_type	NM
units	UG/KG
Pct_Solids	86.0
DUP_OF:	

Parameter	Result	Val Qual	Qual Code
TOLUENE	5.8	U	
TOTAL XYLENES	12	U	
TRANS-1,2-DICHLOROETHENE	5.8	U	
TRANS-1,3-DICHLOROPROPENE	5.8	U	
TRICHLOROETHENE	5.8	U	
TRICHLOROFLUOROMETHANE	5.8	U	
VINYL ACETATE	12	UJ	C
VINYL CHLORIDE	5.8	U	

PROJ_NO: 00887

SDG: 7L01179 MEDIA: SOIL DATA FRACTION: OV

nsample	SB-514-0001
samp_date	11/29/2007
lab_id	A7L010179017
qc_type	NM
units	UG/KG
Pct_Solids	86.0
DUP_OF:	

Parameter	Result	Val Qual	Qual Code
1,1,1,2-TETRACHLOROETHANE	5.8	U	
1,1,1-TRICHLOROETHANE	5.8	U	
1,1,2,2-TETRACHLOROETHANE	5.8	U	
1,1,2-TRICHLOROTRIFLUOROETHANE	5.8	U	
1,1-DICHLOROETHANE	5.8	U	
1,1-DICHLOROETHENE	5.8	U	
1,1-DICHLOROPROPENE	5.8	U	
1,2,3-TRICHLOROBENZENE	5.8	U	
1,2,3-TRICHLOROPROPANE	5.8	U	
1,2,3-TRIMETHYLBENZENE	5.8	U	
1,2,4-TRICHLOROBENZENE	5.8	U	
1,2,4-TRIMETHYLBENZENE	5.8	U	
1,2-DIBROMO-3-CHLOROPROPANE	12	U	
1,2-DIBROMOETHANE	5.8	U	
1,2-DICHLOROBENZENE	5.8	U	
1,2-DICHLOROETHANE	5.8	U	
1,2-DICHLOROPROPANE	5.8	U	
1,3-DICHLOROBENZENE	5.8	U	
1,3-DICHLOROPROPANE	5.8	U	
1,4-DICHLOROBENZENE	5.8	U	
2,2-DICHLOROPROPANE	5.8	U	
2-BUTANONE	2.7	J	P
2-CHLOROETHYL VINYL ETHER	12	U	
2-CHLOROTOLUENE	5.8	U	
2-HEXANONE	12	U	
4-CHLOROTOLUENE	5.8	U	
4-ISOPROPYLTOLUENE	5.8	U	
4-METHYL-2-PENTANONE	12	U	
ACETONE	51	J	C
BENZENE	5.8	U	
BROMOBENZENE	5.8	U	
BROMOCHLOROMETHANE	5.8	U	

nsample	SB-514-0001
samp_date	11/29/2007
lab_id	A7L010179017
qc_type	NM
units	UG/KG
Pct_Solids	86.0
DUP_OF:	

Parameter	Result	Val Qual	Qual Code
BROMODICHLOROMETHANE	5.8	U	
BROMOFORM	5.8	U	
BROMOMETHANE	5.8	U	
CARBON DISULFIDE	0.66	J	P
CARBON TETRACHLORIDE	5.8	U	
CHLOROBENZENE	5.8	U	
CHLORODIBROMOMETHANE	5.8	U	
CHLOROETHANE	5.8	U	
CHLOROFORM	5.8	U	
CHLOROMETHANE	5.8	U	
CIS-1,2-DICHLOROETHENE	5.8	U	
CIS-1,3-DICHLOROPROPENE	5.8	U	
DIBROMOMETHANE	5.8	U	
DICHLORODIFLUOROMETHANE	5.8	U	
DIISOPROPYL ETHER	12	U	
ETHYL TERT-BUTYL ETHER	5.8	U	
ETHYLBENZENE	5.8	U	
HEXACHLOROBUTADIENE	5.8	U	
ISOPROPYLBENZENE	5.8	U	
M+P-XYLENES	12	U	
METHYL TERT-BUTYL ETHER	12	U	
METHYLENE CHLORIDE	5.6	B	A
NAPHTHALENE	5.8	U	
N-BUTYLBENZENE	5.8	U	
N-PROPYLBENZENE	5.8	U	
O-XYLENE	5.8	U	
SEC-BUTYLBENZENE	5.8	U	
STYRENE	5.8	U	
TERT-AMYL METHYL ETHER	5.8	U	
TERT-BUTYLBENZENE	5.8	U	
TERTIARY-BUTYL ALCOHOL	120	UR	C
TETRACHLOROETHENE	5.8	U	

nsample	SB-514-0001
samp_date	11/29/2007
lab_id	A7L010179017
qc_type	NM
units	UG/KG
Pct_Solids	86.0
DUP_OF:	

Parameter	Result	Val Qual	Qual Code
TOLUENE	5.8	U	
TOTAL XYLENES	12	U	
TRANS-1,2-DICHLOROETHENE	5.8	U	
TRANS-1,3-DICHLOROPROPENE	5.8	U	
TRICHLOROETHENE	5.8	U	
TRICHLOROFLUOROMETHANE	5.8	U	
VINYL ACETATE	12	UJ	C
VINYL CHLORIDE	5.8	U	

PROJ_NO: 00887

SDG: 7L01179 MEDIA: SOIL DATA FRACTION: OV

nsample	SB-514-0406
samp_date	11/29/2007
lab_id	A7L010179018
qc_type	NM
units	UG/KG
Pct_Solids	83.0
DUP_OF:	

Parameter	Result	Val Qual	Qual Code
1,1,1,2-TETRACHLOROETHANE	6	U	
1,1,1-TRICHLOROETHANE	6	U	
1,1,2,2-TETRACHLOROETHANE	6	U	
1,1,2-TRICHLOROTRIFLUOROETHANE	6	U	
1,1-DICHLOROETHANE	6	U	
1,1-DICHLOROETHENE	6	U	
1,1-DICHLOROPROPENE	6	U	
1,2,3-TRICHLOROBENZENE	6	U	
1,2,3-TRICHLOROPROPANE	6	U	
1,2,3-TRIMETHYLBENZENE	6	U	
1,2,4-TRICHLOROBENZENE	6	U	
1,2,4-TRIMETHYLBENZENE	6	U	
1,2-DIBROMO-3-CHLOROPROPANE	12	U	
1,2-DIBROMOETHANE	6	U	
1,2-DICHLOROBENZENE	6	U	
1,2-DICHLOROETHANE	6	U	
1,2-DICHLOROPROPANE	6	U	
1,3-DICHLOROBENZENE	6	U	
1,3-DICHLOROPROPANE	6	U	
1,4-DICHLOROBENZENE	6	U	
2,2-DICHLOROPROPANE	6	U	
2-BUTANONE	9.3	J	P
2-CHLOROETHYL VINYL ETHER	12	U	
2-CHLOROTOLUENE	6	U	
2-HEXANONE	12	U	
4-CHLOROTOLUENE	6	U	
4-ISOPROPYLTOLUENE	6	U	
4-METHYL-2-PENTANONE	12	U	
ACETONE	130	J	C
BENZENE	6	U	
BROMOBENZENE	6	U	
BROMOCHLOROMETHANE	6	U	

nsample	SB-514-0406
samp_date	11/29/2007
lab_id	A7L010179018
qc_type	NM
units	UG/KG
Pct_Solids	83.0
DUP_OF:	

Parameter	Result	Val Qual	Qual Code
BROMODICHLOROMETHANE	6	U	
BROMOFORM	6	U	
BROMOMETHANE	6	U	
CARBON DISULFIDE	6	U	
CARBON TETRACHLORIDE	6	U	
CHLOROBENZENE	6	U	
CHLORODIBROMOMETHANE	6	U	
CHLOROETHANE	6	U	
CHLOROFORM	6	U	
CHLOROMETHANE	6	U	
CIS-1,2-DICHLOROETHENE	6	U	
CIS-1,3-DICHLOROPROPENE	6	U	
DIBROMOMETHANE	6	U	
DICHLORODIFLUOROMETHANE	6	U	
DIISOPROPYL ETHER	12	U	
ETHYL TERT-BUTYL ETHER	6	U	
ETHYLBENZENE	6	U	
HEXACHLOROBUTADIENE	6	U	
ISOPROPYLBENZENE	6	U	
M+P-XYLENES	12	U	
METHYL TERT-BUTYL ETHER	12	U	
METHYLENE CHLORIDE	5.9	B	A
NAPHTHALENE	6	U	
N-BUTYLBENZENE	6	U	
N-PROPYLBENZENE	6	U	
O-XYLENE	6	U	
SEC-BUTYLBENZENE	6	U	
STYRENE	6	U	
TERT-AMYL METHYL ETHER	6	U	
TERT-BUTYLBENZENE	6	U	
TERTIARY-BUTYL ALCOHOL	120	UR	C
TETRACHLOROETHENE	6	U	

nsample	SB-514-0406
samp_date	11/29/2007
lab_id	A7L010179018
qc_type	NM
units	UG/KG
Pct_Solids	83.0
DUP_OF:	

Parameter	Result	Val Qual	Qual Code
TOLUENE	6	U	
TOTAL XYLENES	12	U	
TRANS-1,2-DICHLOROETHENE	6	U	
TRANS-1,3-DICHLOROPROPENE	6	U	
TRICHLOROETHENE	6	U	
TRICHLOROFLUOROMETHANE	6	U	
VINYL ACETATE	12	UJ	C
VINYL CHLORIDE	6	U	

PROJ_NO: 00887

SDG: 7L01179 MEDIA: SOIL DATA FRACTION: OV

nsample	SB-514-0810
samp_date	11/29/2007
lab_id	A7L010179019
qc_type	NM
units	UG/KG
Pct_Solids	84.0
DUP_OF:	DUP-06

Parameter	Result	Val Qual	Qual Code
1,1,1,2-TETRACHLOROETHANE	5.9	U	
1,1,1-TRICHLOROETHANE	5.9	U	
1,1,2,2-TETRACHLOROETHANE	5.9	U	
1,1,2-TRICHLOROTRIFLUOROETHANE	5.9	U	
1,1-DICHLOROETHANE	5.9	U	
1,1-DICHLOROETHENE	5.9	U	
1,1-DICHLOROPROPENE	5.9	U	
1,2,3-TRICHLOROBENZENE	5.9	U	
1,2,3-TRICHLOROPROPANE	5.9	U	
1,2,3-TRIMETHYLBENZENE	5.9	U	
1,2,4-TRICHLOROBENZENE	5.9	U	
1,2,4-TRIMETHYLBENZENE	5.9	U	
1,2-DIBROMO-3-CHLOROPROPANE	12	U	
1,2-DIBROMOETHANE	5.9	U	
1,2-DICHLOROBENZENE	5.9	U	
1,2-DICHLOROETHANE	5.9	U	
1,2-DICHLOROPROPANE	5.9	U	
1,3-DICHLOROBENZENE	5.9	U	
1,3-DICHLOROPROPANE	5.9	U	
1,4-DICHLOROBENZENE	5.9	U	
2,2-DICHLOROPROPANE	5.9	U	
2-BUTANONE	12	U	
2-CHLOROETHYL VINYL ETHER	12	U	
2-CHLOROTOLUENE	5.9	U	
2-HEXANONE	12	U	
4-CHLOROTOLUENE	5.9	U	
4-ISOPROPYLTOLUENE	5.9	U	
4-METHYL-2-PENTANONE	12	U	
ACETONE	38	J	C
BENZENE	5.9	U	
BROMOBENZENE	5.9	U	
BROMOCHLOROMETHANE	5.9	U	

nsample	SB-514-0810
samp_date	11/29/2007
lab_id	A7L010179019
qc_type	NM
units	UG/KG
Pct_Solids	84.0
DUP_OF:	DUP-06

Parameter	Result	Val Qual	Qual Code
BROMODICHLOROMETHANE	5.9	U	
BROMOFORM	5.9	U	
BROMOMETHANE	5.9	U	
CARBON DISULFIDE	5.9	U	
CARBON TETRACHLORIDE	5.9	U	
CHLOROBENZENE	5.9	U	
CHLORODIBROMOMETHANE	5.9	U	
CHLOROETHANE	5.9	U	
CHLOROFORM	5.9	U	
CHLOROMETHANE	5.9	U	
CIS-1,2-DICHLOROETHENE	5.9	U	
CIS-1,3-DICHLOROPROPENE	5.9	U	
DIBROMOMETHANE	5.9	U	
DICHLORODIFLUOROMETHANE	5.9	U	
DIISOPROPYL ETHER	12	U	
ETHYL TERT-BUTYL ETHER	5.9	U	
ETHYLBENZENE	5.9	U	
HEXACHLOROBUTADIENE	5.9	U	
ISOPROPYLBENZENE	5.9	U	
M+P-XYLENES	12	U	
METHYL TERT-BUTYL ETHER	12	U	
METHYLENE CHLORIDE	5.8	B	A
NAPHTHALENE	5.9	U	
N-BUTYLBENZENE	5.9	U	
N-PROPYLBENZENE	5.9	U	
O-XYLENE	5.9	U	
SEC-BUTYLBENZENE	5.9	U	
STYRENE	5.9	U	
TERT-AMYL METHYL ETHER	5.9	U	
TERT-BUTYLBENZENE	5.9	U	
TERTIARY-BUTYL ALCOHOL	120	UR	C
TETRACHLOROETHENE	5.9	U	

nsample	SB-514-0810
samp_date	11/29/2007
lab_id	A7L010179019
qc_type	NM
units	UG/KG
Pct_Solids	84.0
DUP_OF:	DUP-06

Parameter	Result	Val Qual	Qual Code
TOLUENE	5.9	U	
TOTAL XYLENES	12	U	
TRANS-1,2-DICHLOROETHENE	5.9	U	
TRANS-1,3-DICHLOROPROPENE	5.9	U	
TRICHLOROETHENE	5.9	U	
TRICHLOROFLUOROMETHANE	5.9	U	
VINYL ACETATE	12	UJ	C
VINYL CHLORIDE	5.9	U	

PROJ_NO: 00887

SDG: 7L01179 MEDIA: SOIL DATA FRACTION: OV

nsample	SB-515-0001
samp_date	11/29/2007
lab_id	A7L010179020
qc_type	NM
units	UG/KG
Pct_Solids	85.0
DUP_OF:	

Parameter	Result	Val Qual	Qual Code
1,1,1,2-TETRACHLOROETHANE	5.9	U	
1,1,1-TRICHLOROETHANE	5.9	U	
1,1,2,2-TETRACHLOROETHANE	5.9	U	
1,1,2-TRICHLOROTRIFLUOROETHANE	5.9	U	
1,1-DICHLOROETHANE	5.9	U	
1,1-DICHLOROETHENE	5.9	U	
1,1-DICHLOROPROPENE	5.9	U	
1,2,3-TRICHLOROBENZENE	5.9	U	
1,2,3-TRICHLOROPROPANE	5.9	U	
1,2,3-TRIMETHYLBENZENE	5.9	U	
1,2,4-TRICHLOROBENZENE	5.9	U	
1,2,4-TRIMETHYLBENZENE	5.9	U	
1,2-DIBROMO-3-CHLOROPROPANE	12	U	
1,2-DIBROMOETHANE	5.9	U	
1,2-DICHLOROBENZENE	5.9	U	
1,2-DICHLOROETHANE	5.9	U	
1,2-DICHLOROPROPANE	5.9	U	
1,3-DICHLOROBENZENE	5.9	U	
1,3-DICHLOROPROPANE	5.9	U	
1,4-DICHLOROBENZENE	5.9	U	
2,2-DICHLOROPROPANE	5.9	U	
2-BUTANONE	12	U	
2-CHLOROETHYL VINYL ETHER	12	U	
2-CHLOROTOLUENE	5.9	U	
2-HEXANONE	12	U	
4-CHLOROTOLUENE	5.9	U	
4-ISOPROPYLTOLUENE	5.9	U	
4-METHYL-2-PENTANONE	12	U	
ACETONE	11	J	CP
BENZENE	5.9	U	
BROMOBENZENE	5.9	U	
BROMOCHLOROMETHANE	5.9	U	

nsample	SB-515-0001
samp_date	11/29/2007
lab_id	A7L010179020
qc_type	NM
units	UG/KG
Pct_Solids	85.0
DUP_OF:	

Parameter	Result	Val Qual	Qual Code
BROMODICHLOROMETHANE	5.9	U	
BROMOFORM	5.9	U	
BROMOMETHANE	5.9	U	
CARBON DISULFIDE	5.9	U	
CARBON TETRACHLORIDE	5.9	U	
CHLOROBENZENE	5.9	U	
CHLORODIBROMOMETHANE	5.9	U	
CHLOROETHANE	5.9	U	
CHLOROFORM	5.9	U	
CHLOROMETHANE	5.9	U	
CIS-1,2-DICHLOROETHENE	5.9	U	
CIS-1,3-DICHLOROPROPENE	5.9	U	
DIBROMOMETHANE	5.9	U	
DICHLORODIFLUOROMETHANE	5.9	U	
DIISOPROPYL ETHER	12	U	
ETHYL TERT-BUTYL ETHER	5.9	U	
ETHYLBENZENE	5.9	U	
HEXACHLOROBUTADIENE	5.9	U	
ISOPROPYLBENZENE	5.9	U	
M+P-XYLENES	12	U	
METHYL TERT-BUTYL ETHER	12	U	
METHYLENE CHLORIDE	5.9	B	B
NAPHTHALENE	5.9	U	
N-BUTYLBENZENE	5.9	U	
N-PROPYLBENZENE	5.9	U	
O-XYLENE	5.9	U	
SEC-BUTYLBENZENE	5.9	U	
STYRENE	5.9	U	
TERT-AMYL METHYL ETHER	5.9	U	
TERT-BUTYLBENZENE	5.9	U	
TERTIARY-BUTYL ALCOHOL	120	UR	C
TETRACHLOROETHENE	5.9	U	

nsample	SB-515-0001
samp_date	11/29/2007
lab_id	A7L010179020
qc_type	NM
units	UG/KG
Pct_Solids	85.0
DUP_OF:	

Parameter	Result	Val Qual	Qual Code
TOLUENE	5.9	U	
TOTAL XYLENES	12	U	
TRANS-1,2-DICHLOROETHENE	5.9	U	
TRANS-1,3-DICHLOROPROPENE	5.9	U	
TRICHLOROETHENE	5.9	U	
TRICHLOROFLUOROMETHANE	5.9	U	
VINYL ACETATE	12	UJ	C
VINYL CHLORIDE	5.9	U	

PROJ_NO: 00887

SDG: 7L01179 MEDIA: SOIL DATA FRACTION: OV

nsample	SB-515-0406
samp_date	11/29/2007
lab_id	A7L010179021
qc_type	NM
units	UG/KG
Pct_Solids	83.0
DUP_OF:	

Parameter	Result	Val Qual	Qual Code
1,1,1,2-TETRACHLOROETHANE	6.1	U	
1,1,1-TRICHLOROETHANE	6.1	U	
1,1,2,2-TETRACHLOROETHANE	6.1	U	
1,1,2-TRICHLOROTRIFLUOROETHANE	6.1	U	
1,1-DICHLOROETHANE	0.69	J	P
1,1-DICHLOROETHENE	6.1	U	
1,1-DICHLOROPROPENE	6.1	U	
1,2,3-TRICHLOROBENZENE	6.1	U	
1,2,3-TRICHLOROPROPANE	6.1	U	
1,2,3-TRIMETHYLBENZENE	6.1	U	
1,2,4-TRICHLOROBENZENE	6.1	U	
1,2,4-TRIMETHYLBENZENE	6.1	U	
1,2-DIBROMO-3-CHLOROPROPANE	12	U	
1,2-DIBROMOETHANE	6.1	U	
1,2-DICHLOROBENZENE	6.1	U	
1,2-DICHLOROETHANE	6.1	U	
1,2-DICHLOROPROPANE	6.1	U	
1,3-DICHLOROBENZENE	6.1	U	
1,3-DICHLOROPROPANE	6.1	U	
1,4-DICHLOROBENZENE	6.1	U	
2,2-DICHLOROPROPANE	6.1	U	
2-BUTANONE	12	U	
2-CHLOROETHYL VINYL ETHER	12	U	
2-CHLOROTOLUENE	6.1	U	
2-HEXANONE	12	U	
4-CHLOROTOLUENE	6.1	U	
4-ISOPROPYLTOLUENE	6.1	U	
4-METHYL-2-PENTANONE	12	U	
ACETONE	16	J	C
BENZENE	6.1	U	
BROMOBENZENE	6.1	U	
BROMOCHLOROMETHANE	6.1	U	

nsample	SB-515-0406
samp_date	11/29/2007
lab_id	A7L010179021
qc_type	NM
units	UG/KG
Pct_Solids	83.0
DUP_OF:	

Parameter	Result	Val Qual	Qual Code
BROMODICHLOROMETHANE	6.1	U	
BROMOFORM	6.1	U	
BROMOMETHANE	6.1	U	
CARBON DISULFIDE	6.1	U	
CARBON TETRACHLORIDE	6.1	U	
CHLOROBENZENE	6.1	U	
CHLORODIBROMOMETHANE	6.1	U	
CHLOROETHANE	6.1	U	
CHLOROFORM	6.1	U	
CHLOROMETHANE	6.1	U	
CIS-1,2-DICHLOROETHENE	9.7		
CIS-1,3-DICHLOROPROPENE	6.1	U	
DIBROMOMETHANE	6.1	U	
DICHLORODIFLUOROMETHANE	6.1	U	
DIISOPROPYL ETHER	12	U	
ETHYL TERT-BUTYL ETHER	6.1	U	
ETHYLBENZENE	6.1	U	
HEXACHLOROBUTADIENE	6.1	U	
ISOPROPYLBENZENE	6.1	U	
M+P-XYLENES	12	U	
METHYL TERT-BUTYL ETHER	12	U	
METHYLENE CHLORIDE	5.5	B	A
NAPHTHALENE	6.1	U	
N-BUTYLBENZENE	6.1	U	
N-PROPYLBENZENE	6.1	U	
O-XYLENE	6.1	U	
SEC-BUTYLBENZENE	6.1	U	
STYRENE	6.1	U	
TERT-AMYL METHYL ETHER	6.1	U	
TERT-BUTYLBENZENE	6.1	U	
TERTIARY-BUTYL ALCOHOL	120	UR	C
TETRACHLOROETHENE	6.1	U	

nsample	SB-515-0406
samp_date	11/29/2007
lab_id	A7L010179021
qc_type	NM
units	UG/KG
Pct_Solids	83.0
DUP_OF:	

Parameter	Result	Val Qual	Qual Code
TOLUENE	6.1	U	
TOTAL XYLENES	12	U	
TRANS-1,2-DICHLOROETHENE	6.1	U	
TRANS-1,3-DICHLOROPROPENE	6.1	U	
TRICHLOROETHENE	6.1	U	
TRICHLOROFLUOROMETHANE	6.1	U	
VINYL ACETATE	12	UJ	C
VINYL CHLORIDE	3.5	J	P

PROJ_NO: 00887

SDG: 7L01179 MEDIA: SOIL DATA FRACTION: OV

nsample	SB-515-0810
samp_date	11/29/2007
lab_id	A7L010179022
qc_type	NM
units	UG/KG
Pct_Solids	81.0
DUP_OF:	

Parameter	Result	Val Qual	Qual Code
1,1,1,2-TETRACHLOROETHANE	6.2	U	
1,1,1-TRICHLOROETHANE	6.2	U	
1,1,2,2-TETRACHLOROETHANE	6.2	U	
1,1,2-TRICHLOROTRIFLUOROETHANE	6.2	U	
1,1-DICHLOROETHANE	0.69	J	P
1,1-DICHLOROETHENE	6.2	U	
1,1-DICHLOROPROPENE	6.2	U	
1,2,3-TRICHLOROBENZENE	6.2	U	
1,2,3-TRICHLOROPROPANE	6.2	U	
1,2,3-TRIMETHYLBENZENE	6.2	U	
1,2,4-TRICHLOROBENZENE	6.2	U	
1,2,4-TRIMETHYLBENZENE	6.2	U	
1,2-DIBROMO-3-CHLOROPROPANE	12	U	
1,2-DIBROMOETHANE	6.2	U	
1,2-DICHLOROBENZENE	6.2	U	
1,2-DICHLOROETHANE	6.2	U	
1,2-DICHLOROPROPANE	6.2	U	
1,3-DICHLOROBENZENE	6.2	U	
1,3-DICHLOROPROPANE	6.2	U	
1,4-DICHLOROBENZENE	6.2	U	
2,2-DICHLOROPROPANE	6.2	U	
2-BUTANONE	12	U	
2-CHLOROETHYL VINYL ETHER	12	U	
2-CHLOROTOLUENE	6.2	U	
2-HEXANONE	12	U	
4-CHLOROTOLUENE	6.2	U	
4-ISOPROPYLTOLUENE	6.2	U	
4-METHYL-2-PENTANONE	12	U	
ACETONE	12	U	
BENZENE	6.2	U	
BROMOBENZENE	6.2	U	
BROMOCHLOROMETHANE	6.2	U	

nsample	SB-515-0810
samp_date	11/29/2007
lab_id	A7L010179022
qc_type	NM
units	UG/KG
Pct_Solids	81.0
DUP_OF:	

Parameter	Result	Val Qual	Qual Code
BROMODICHLOROMETHANE	6.2	U	
BROMOFORM	6.2	U	
BROMOMETHANE	6.2	U	
CARBON DISULFIDE	6.2	U	
CARBON TETRACHLORIDE	6.2	U	
CHLOROBENZENE	6.2	U	
CHLORODIBROMOMETHANE	6.2	U	
CHLOROETHANE	6.2	U	
CHLOROFORM	6.2	U	
CHLOROMETHANE	6.2	U	
CIS-1,2-DICHLOROETHENE	6	J	P
CIS-1,3-DICHLOROPROPENE	6.2	U	
DIBROMOMETHANE	6.2	U	
DICHLORODIFLUOROMETHANE	6.2	U	
DIISOPROPYL ETHER	12	U	
ETHYL TERT-BUTYL ETHER	6.2	U	
ETHYLBENZENE	6.2	U	
HEXACHLOROBUTADIENE	6.2	U	
ISOPROPYLBENZENE	6.2	U	
M+P-XYLENES	12	U	
METHYL TERT-BUTYL ETHER	12	U	
METHYLENE CHLORIDE	4.9	B	A
NAPHTHALENE	6.2	U	
N-BUTYLBENZENE	6.2	U	
N-PROPYLBENZENE	6.2	U	
O-XYLENE	6.2	U	
SEC-BUTYLBENZENE	6.2	U	
STYRENE	6.2	U	
TERT-AMYL METHYL ETHER	6.2	U	
TERT-BUTYLBENZENE	6.2	U	
TERTIARY-BUTYL ALCOHOL	120	UR	C
TETRACHLOROETHENE	6.2	U	

nsample	SB-515-0810
samp_date	11/29/2007
lab_id	A7L010179022
qc_type	NM
units	UG/KG
Pct_Solids	81.0
DUP_OF:	

Parameter	Result	Val Qual	Qual Code
TOLUENE	6.2	U	
TOTAL XYLENES	12	U	
TRANS-1,2-DICHLOROETHENE	6.2	U	
TRANS-1,3-DICHLOROPROPENE	6.2	U	
TRICHLOROETHENE	6.2	U	
TRICHLOROFLUOROMETHANE	6.2	U	
VINYL ACETATE	12	U	
VINYL CHLORIDE	0.48	J	P

PROJ_NO: 00887

SDG: 7L01179 MEDIA: SOIL DATA FRACTION: OV

nsample	SB-516-0001	nsample	SB-516-0001	nsample	SB-516-0001
samp_date	11/30/2007	samp_date	11/30/2007	samp_date	11/30/2007
lab_id	A7L010179034	lab_id	A7L010179034	lab_id	A7L010179034
qc_type	NM	qc_type	NM	qc_type	NM
units	UG/KG	units	UG/KG	units	UG/KG
Pct_Solids	84.0	Pct_Solids	84.0	Pct_Solids	84.0
DUP_OF:		DUP_OF:		DUP_OF:	

Parameter	Result	Val Qual	Qual Code
1,1,1,2-TETRACHLOROETHANE	6	U	
1,1,1-TRICHLOROETHANE	6	U	
1,1,2,2-TETRACHLOROETHANE	6	U	
1,1,2-TRICHLOROTRIFLUOROETHANE	6	U	
1,1-DICHLOROETHANE	6	U	
1,1-DICHLOROETHENE	6	U	
1,1-DICHLOROPROPENE	6	U	
1,2,3-TRICHLOROBENZENE	6	U	
1,2,3-TRICHLOROPROPANE	6	U	
1,2,3-TRIMETHYLBENZENE	6	U	
1,2,4-TRICHLOROBENZENE	6	U	
1,2,4-TRIMETHYLBENZENE	6	U	
1,2-DIBROMO-3-CHLOROPROPANE	12	U	
1,2-DIBROMOETHANE	6	U	
1,2-DICHLOROBENZENE	6	U	
1,2-DICHLOROETHANE	6	U	
1,2-DICHLOROPROPANE	6	U	
1,3-DICHLOROBENZENE	6	U	
1,3-DICHLOROPROPANE	6	U	
1,4-DICHLOROBENZENE	6	U	
2,2-DICHLOROPROPANE	6	U	
2-BUTANONE	5.3	J	P
2-CHLOROETHYL VINYL ETHER	12	U	
2-CHLOROTOLUENE	6	U	
2-HEXANONE	12	U	
4-CHLOROTOLUENE	6	U	
4-ISOPROPYLTOLUENE	6	U	
4-METHYL-2-PENTANONE	12	U	
ACETONE	18	J	C
BENZENE	6	U	
BROMOBENZENE	6	U	
BROMOCHLOROMETHANE	6	U	

Parameter	Result	Val Qual	Qual Code
BROMODICHLOROMETHANE	6	U	
BROMOFORM	6	U	
BROMOMETHANE	6	U	
CARBON DISULFIDE	6	U	
CARBON TETRACHLORIDE	6	U	
CHLOROBENZENE	6	U	
CHLORODIBROMOMETHANE	6	U	
CHLOROETHANE	6	U	
CHLOROFORM	6	U	
CHLOROMETHANE	6	U	
CIS-1,2-DICHLOROETHENE	6	U	
CIS-1,3-DICHLOROPROPENE	6	U	
DIBROMOMETHANE	6	U	
DICHLORODIFLUOROMETHANE	6	U	
DIISOPROPYL ETHER	12	U	
ETHYL TERT-BUTYL ETHER	6	U	
ETHYLBENZENE	6	U	
HEXACHLOROBUTADIENE	6	U	
ISOPROPYLBENZENE	6	U	
M+P-XYLENES	12	U	
METHYL TERT-BUTYL ETHER	12	U	
METHYLENE CHLORIDE	5.8	B	A
NAPHTHALENE	6	U	
N-BUTYLBENZENE	6	U	
N-PROPYLBENZENE	6	U	
O-XYLENE	6	U	
SEC-BUTYLBENZENE	6	U	
STYRENE	6	U	
TERT-AMYL METHYL ETHER	6	U	
TERT-BUTYLBENZENE	6	U	
TERTIARY-BUTYL ALCOHOL	120	UR	C
TETRACHLOROETHENE	6	U	

Parameter	Result	Val Qual	Qual Code
TOLUENE	6	U	
TOTAL XYLENES	12	U	
TRANS-1,2-DICHLOROETHENE	6	U	
TRANS-1,3-DICHLOROPROPENE	6	U	
TRICHLOROETHENE	6	U	
TRICHLOROFLUOROMETHANE	6	U	
VINYL ACETATE	12	U	
VINYL CHLORIDE	6	U	

PROJ_NO: 00887

SDG: 7L01179 MEDIA: SOIL DATA FRACTION: OV

nsample	SB-517-0001
samp_date	11/30/2007
lab_id	A7L010179025
qc_type	NM
units	UG/KG
Pct_Solids	88.0
DUP_OF:	

Parameter	Result	Val Qual	Qual Code
1,1,1,2-TETRACHLOROETHANE	5.7	U	
1,1,1-TRICHLOROETHANE	5.7	U	
1,1,2,2-TETRACHLOROETHANE	5.7	U	
1,1,2-TRICHLOROTRIFLUOROETHANE	5.7	U	
1,1-DICHLOROETHANE	5.7	U	
1,1-DICHLOROETHENE	5.7	U	
1,1-DICHLOROPROPENE	5.7	U	
1,2,3-TRICHLOROBENZENE	5.7	U	
1,2,3-TRICHLOROPROPANE	5.7	U	
1,2,3-TRIMETHYLBENZENE	5.7	U	
1,2,4-TRICHLOROBENZENE	5.7	U	
1,2,4-TRIMETHYLBENZENE	5.7	U	
1,2-DIBROMO-3-CHLOROPROPANE	11	U	
1,2-DIBROMOETHANE	5.7	U	
1,2-DICHLOROBENZENE	5.7	U	
1,2-DICHLOROETHANE	5.7	U	
1,2-DICHLOROPROPANE	5.7	U	
1,3-DICHLOROBENZENE	5.7	U	
1,3-DICHLOROPROPANE	5.7	U	
1,4-DICHLOROBENZENE	5.7	U	
2,2-DICHLOROPROPANE	5.7	U	
2-BUTANONE	11	U	
2-CHLOROETHYL VINYL ETHER	11	U	
2-CHLOROTOLUENE	5.7	U	
2-HEXANONE	11	U	
4-CHLOROTOLUENE	5.7	U	
4-ISOPROPYLTOLUENE	5.7	U	
4-METHYL-2-PENTANONE	11	U	
ACETONE	11	U	
BENZENE	5.7	U	
BROMOBENZENE	5.7	U	
BROMOCHLOROMETHANE	5.7	U	

nsample	SB-517-0001
samp_date	11/30/2007
lab_id	A7L010179025
qc_type	NM
units	UG/KG
Pct_Solids	88.0
DUP_OF:	

Parameter	Result	Val Qual	Qual Code
BROMODICHLOROMETHANE	5.7	U	
BROMOFORM	5.7	U	
BROMOMETHANE	5.7	U	
CARBON DISULFIDE	5.7	U	
CARBON TETRACHLORIDE	5.7	U	
CHLOROBENZENE	5.7	U	
CHLORODIBROMOMETHANE	5.7	U	
CHLOROETHANE	5.7	U	
CHLOROFORM	5.7	U	
CHLOROMETHANE	5.7	U	
CIS-1,2-DICHLOROETHENE	5.7	U	
CIS-1,3-DICHLOROPROPENE	5.7	U	
DIBROMOMETHANE	5.7	U	
DICHLORODIFLUOROMETHANE	5.7	U	
DIISOPROPYL ETHER	11	U	
ETHYL TERT-BUTYL ETHER	5.7	U	
ETHYLBENZENE	5.7	U	
HEXACHLOROBUTADIENE	5.7	U	
ISOPROPYLBENZENE	5.7	U	
M+P-XYLENES	11	U	
METHYL TERT-BUTYL ETHER	11	U	
METHYLENE CHLORIDE	3.1	B	A
NAPHTHALENE	5.7	U	
N-BUTYLBENZENE	5.7	U	
N-PROPYLBENZENE	5.7	U	
O-XYLENE	5.7	U	
SEC-BUTYLBENZENE	5.7	U	
STYRENE	5.7	U	
TERT-AMYL METHYL ETHER	5.7	U	
TERT-BUTYLBENZENE	5.7	U	
TERTIARY-BUTYL ALCOHOL	110	UR	C
TETRACHLOROETHENE	5.7	U	

nsample	SB-517-0001
samp_date	11/30/2007
lab_id	A7L010179025
qc_type	NM
units	UG/KG
Pct_Solids	88.0
DUP_OF:	

Parameter	Result	Val Qual	Qual Code
TOLUENE	5.7	U	
TOTAL XYLENES	11	U	
TRANS-1,2-DICHLOROETHENE	5.7	U	
TRANS-1,3-DICHLOROPROPENE	5.7	U	
TRICHLOROETHENE	5.7	U	
TRICHLOROFLUOROMETHANE	5.7	U	
VINYL ACETATE	11	U	
VINYL CHLORIDE	5.7	U	

PROJ_NO: 00887

SDG: 7L01179 MEDIA: SOIL DATA FRACTION: OV

nsample	SB-517-0406
samp_date	11/30/2007
lab_id	A7L010179026
qc_type	NM
units	UG/KG
Pct_Solids	82.0
DUP_OF:	

Parameter	Result	Val Qual	Qual Code
1,1,1,2-TETRACHLOROETHANE	6.1	U	
1,1,1-TRICHLOROETHANE	6.1	U	
1,1,2,2-TETRACHLOROETHANE	6.1	U	
1,1,2-TRICHLOROTRIFLUOROETHANE	6.1	U	
1,1-DICHLOROETHANE	6.1	U	
1,1-DICHLOROETHENE	6.1	U	
1,1-DICHLOROPROPENE	6.1	U	
1,2,3-TRICHLOROBENZENE	6.1	U	
1,2,3-TRICHLOROPROPANE	6.1	U	
1,2,3-TRIMETHYLBENZENE	6.1	U	
1,2,4-TRICHLOROBENZENE	6.1	U	
1,2,4-TRIMETHYLBENZENE	6.1	U	
1,2-DIBROMO-3-CHLOROPROPANE	12	U	
1,2-DIBROMOETHANE	6.1	U	
1,2-DICHLOROBENZENE	6.1	U	
1,2-DICHLOROETHANE	6.1	U	
1,2-DICHLOROPROPANE	6.1	U	
1,3-DICHLOROBENZENE	6.1	U	
1,3-DICHLOROPROPANE	6.1	U	
1,4-DICHLOROBENZENE	6.1	U	
2,2-DICHLOROPROPANE	6.1	U	
2-BUTANONE	12	U	
2-CHLOROETHYL VINYL ETHER	12	U	
2-CHLOROTOLUENE	6.1	U	
2-HEXANONE	12	U	
4-CHLOROTOLUENE	6.1	U	
4-ISOPROPYLTOLUENE	6.1	U	
4-METHYL-2-PENTANONE	12	U	
ACETONE	12	U	
BENZENE	6.1	U	
BROMOBENZENE	6.1	U	
BROMOCHLOROMETHANE	6.1	U	

nsample	SB-517-0406
samp_date	11/30/2007
lab_id	A7L010179026
qc_type	NM
units	UG/KG
Pct_Solids	82.0
DUP_OF:	

Parameter	Result	Val Qual	Qual Code
BROMODICHLOROMETHANE	6.1	U	
BROMOFORM	6.1	U	
BROMOMETHANE	6.1	U	
CARBON DISULFIDE	6.1	U	
CARBON TETRACHLORIDE	6.1	U	
CHLOROBENZENE	6.1	U	
CHLORODIBROMOMETHANE	6.1	U	
CHLOROETHANE	6.1	U	
CHLOROFORM	6.1	U	
CHLOROMETHANE	6.1	U	
CIS-1,2-DICHLOROETHENE	6.1	U	
CIS-1,3-DICHLOROPROPENE	6.1	U	
DIBROMOMETHANE	6.1	U	
DICHLORODIFLUOROMETHANE	6.1	U	
DIISOPROPYL ETHER	12	U	
ETHYL TERT-BUTYL ETHER	6.1	U	
ETHYLBENZENE	6.1	U	
HEXACHLOROBUTADIENE	6.1	U	
ISOPROPYLBENZENE	6.1	U	
M+P-XYLENES	12	U	
METHYL TERT-BUTYL ETHER	12	U	
METHYLENE CHLORIDE	4.4	B	A
NAPHTHALENE	6.1	U	
N-BUTYLBENZENE	6.1	U	
N-PROPYLBENZENE	6.1	U	
O-XYLENE	6.1	U	
SEC-BUTYLBENZENE	6.1	U	
STYRENE	6.1	U	
TERT-AMYL METHYL ETHER	6.1	U	
TERT-BUTYLBENZENE	6.1	U	
TERTIARY-BUTYL ALCOHOL	120	UR	C
TETRACHLOROETHENE	6.1	U	

nsample	SB-517-0406
samp_date	11/30/2007
lab_id	A7L010179026
qc_type	NM
units	UG/KG
Pct_Solids	82.0
DUP_OF:	

Parameter	Result	Val Qual	Qual Code
TOLUENE	6.1	U	
TOTAL XYLENES	12	U	
TRANS-1,2-DICHLOROETHENE	6.1	U	
TRANS-1,3-DICHLOROPROPENE	6.1	U	
TRICHLOROETHENE	6.1	U	
TRICHLOROFLUOROMETHANE	6.1	U	
VINYL ACETATE	12	U	
VINYL CHLORIDE	6.1	U	

PROJ_NO: 00887

SDG: 7L01179 MEDIA: SOIL DATA FRACTION: OV

nsample	SB-517-0810
samp_date	11/30/2007
lab_id	A7L010179027
qc_type	NM
units	UG/KG
Pct_Solids	83.0
DUP_OF:	

Parameter	Result	Val Qual	Qual Code
1,1,1,2-TETRACHLOROETHANE	6.1	U	
1,1,1-TRICHLOROETHANE	6.1	U	
1,1,2,2-TETRACHLOROETHANE	6.1	U	
1,1,2-TRICHLOROTRIFLUOROETHANE	6.1	U	
1,1-DICHLOROETHANE	6.1	U	
1,1-DICHLOROETHENE	6.1	U	
1,1-DICHLOROPROPENE	6.1	U	
1,2,3-TRICHLOROBENZENE	6.1	U	
1,2,3-TRICHLOROPROPANE	6.1	U	
1,2,3-TRIMETHYLBENZENE	6.1	U	
1,2,4-TRICHLOROBENZENE	6.1	U	
1,2,4-TRIMETHYLBENZENE	6.1	U	
1,2-DIBROMO-3-CHLOROPROPANE	12	U	
1,2-DIBROMOETHANE	6.1	U	
1,2-DICHLOROBENZENE	6.1	U	
1,2-DICHLOROETHANE	6.1	U	
1,2-DICHLOROPROPANE	6.1	U	
1,3-DICHLOROBENZENE	6.1	U	
1,3-DICHLOROPROPANE	6.1	U	
1,4-DICHLOROBENZENE	6.1	U	
2,2-DICHLOROPROPANE	6.1	U	
2-BUTANONE	12	U	
2-CHLOROETHYL VINYL ETHER	12	U	
2-CHLOROTOLUENE	6.1	U	
2-HEXANONE	12	U	
4-CHLOROTOLUENE	6.1	U	
4-ISOPROPYLTOLUENE	6.1	U	
4-METHYL-2-PENTANONE	12	U	
ACETONE	8.4	J	CP
BENZENE	6.1	U	
BROMOBENZENE	6.1	U	
BROMOCHLOROMETHANE	6.1	U	

nsample	SB-517-0810
samp_date	11/30/2007
lab_id	A7L010179027
qc_type	NM
units	UG/KG
Pct_Solids	83.0
DUP_OF:	

Parameter	Result	Val Qual	Qual Code
BROMODICHLOROMETHANE	6.1	U	
BROMOFORM	6.1	U	
BROMOMETHANE	6.1	U	
CARBON DISULFIDE	6.1	U	
CARBON TETRACHLORIDE	6.1	U	
CHLOROBENZENE	6.1	U	
CHLORODIBROMOMETHANE	6.1	U	
CHLOROETHANE	6.1	U	
CHLOROFORM	6.1	U	
CHLOROMETHANE	6.1	U	
CIS-1,2-DICHLOROETHENE	6.1	U	
CIS-1,3-DICHLOROPROPENE	6.1	U	
DIBROMOMETHANE	6.1	U	
DICHLORODIFLUOROMETHANE	6.1	U	
DIISOPROPYL ETHER	12	U	
ETHYL TERT-BUTYL ETHER	6.1	U	
ETHYLBENZENE	6.1	U	
HEXACHLOROBUTADIENE	6.1	U	
ISOPROPYLBENZENE	6.1	U	
M+P-XYLENES	12	U	
METHYL TERT-BUTYL ETHER	12	U	
METHYLENE CHLORIDE	3.7	B	A
NAPHTHALENE	6.1	U	
N-BUTYLBENZENE	6.1	U	
N-PROPYLBENZENE	6.1	U	
O-XYLENE	6.1	U	
SEC-BUTYLBENZENE	6.1	U	
STYRENE	6.1	U	
TERT-AMYL METHYL ETHER	6.1	U	
TERT-BUTYLBENZENE	6.1	U	
TERTIARY-BUTYL ALCOHOL	120	UR	C
TETRACHLOROETHENE	6.1	U	

nsample	SB-517-0810
samp_date	11/30/2007
lab_id	A7L010179027
qc_type	NM
units	UG/KG
Pct_Solids	83.0
DUP_OF:	

Parameter	Result	Val Qual	Qual Code
TOLUENE	6.1	U	
TOTAL XYLENES	12	U	
TRANS-1,2-DICHLOROETHENE	6.1	U	
TRANS-1,3-DICHLOROPROPENE	6.1	U	
TRICHLOROETHENE	6.1	U	
TRICHLOROFLUOROMETHANE	6.1	U	
VINYL ACETATE	12	U	
VINYL CHLORIDE	6.1	U	

PROJ_NO: 00887

SDG: 7L01179 MEDIA: SOIL DATA FRACTION: OV

nsample	SB-518-0001
samp_date	11/30/2007
lab_id	A7L010179028
qc_type	NM
units	UG/KG
Pct_Solids	83.0
DUP_OF:	

Parameter	Result	Val Qual	Qual Code
1,1,1,2-TETRACHLOROETHANE	6	U	
1,1,1-TRICHLOROETHANE	6	U	
1,1,2,2-TETRACHLOROETHANE	6	U	
1,1,2-TRICHLOROTRIFLUOROETHANE	6	U	
1,1-DICHLOROETHANE	6	U	
1,1-DICHLOROETHENE	6	U	
1,1-DICHLOROPROPENE	6	U	
1,2,3-TRICHLOROBENZENE	6	U	
1,2,3-TRICHLOROPROPANE	6	U	
1,2,3-TRIMETHYLBENZENE	6	U	
1,2,4-TRICHLOROBENZENE	6	U	
1,2,4-TRIMETHYLBENZENE	6	U	
1,2-DIBROMO-3-CHLOROPROPANE	12	U	
1,2-DIBROMOETHANE	6	U	
1,2-DICHLOROBENZENE	6	U	
1,2-DICHLOROETHANE	6	U	
1,2-DICHLOROPROPANE	6	U	
1,3-DICHLOROBENZENE	6	U	
1,3-DICHLOROPROPANE	6	U	
1,4-DICHLOROBENZENE	6	U	
2,2-DICHLOROPROPANE	6	U	
2-BUTANONE	4.1	J	P
2-CHLOROETHYL VINYL ETHER	12	U	
2-CHLOROTOLUENE	6	U	
2-HEXANONE	12	U	
4-CHLOROTOLUENE	6	U	
4-ISOPROPYLTOLUENE	6	U	
4-METHYL-2-PENTANONE	12	U	
ACETONE	74	J	C
BENZENE	6	U	
BROMOBENZENE	6	U	
BROMOCHLOROMETHANE	6	U	

nsample	SB-518-0001
samp_date	11/30/2007
lab_id	A7L010179028
qc_type	NM
units	UG/KG
Pct_Solids	83.0
DUP_OF:	

Parameter	Result	Val Qual	Qual Code
BROMODICHLOROMETHANE	6	U	
BROMOFORM	6	U	
BROMOMETHANE	6	U	
CARBON DISULFIDE	6	U	
CARBON TETRACHLORIDE	6	U	
CHLOROBENZENE	6	U	
CHLORODIBROMOMETHANE	6	U	
CHLOROETHANE	6	U	
CHLOROFORM	6	U	
CHLOROMETHANE	6	U	
CIS-1,2-DICHLOROETHENE	6	U	
CIS-1,3-DICHLOROPROPENE	6	U	
DIBROMOMETHANE	6	U	
DICHLORODIFLUOROMETHANE	6	U	
DIISOPROPYL ETHER	12	U	
ETHYL TERT-BUTYL ETHER	6	U	
ETHYLBENZENE	6	U	
HEXACHLOROBUTADIENE	6	U	
ISOPROPYLBENZENE	6	U	
M+P-XYLENES	12	U	
METHYL TERT-BUTYL ETHER	12	U	
METHYLENE CHLORIDE	4.8	B	A
NAPHTHALENE	6	U	
N-BUTYLBENZENE	6	U	
N-PROPYLBENZENE	6	U	
O-XYLENE	6	U	
SEC-BUTYLBENZENE	6	U	
STYRENE	6	U	
TERT-AMYL METHYL ETHER	6	U	
TERT-BUTYLBENZENE	6	U	
TERTIARY-BUTYL ALCOHOL	120	UR	C
TETRACHLOROETHENE	6	U	

nsample	SB-518-0001
samp_date	11/30/2007
lab_id	A7L010179028
qc_type	NM
units	UG/KG
Pct_Solids	83.0
DUP_OF:	

Parameter	Result	Val Qual	Qual Code
TOLUENE	6	U	
TOTAL XYLENES	12	U	
TRANS-1,2-DICHLOROETHENE	6	U	
TRANS-1,3-DICHLOROPROPENE	6	U	
TRICHLOROETHENE	6	U	
TRICHLOROFLUOROMETHANE	6	U	
VINYL ACETATE	12	U	
VINYL CHLORIDE	6	U	

PROJ_NO: 00887

SDG: 7L01179 MEDIA: SOIL DATA FRACTION: OV

nsample	SB-518-0406
samp_date	11/30/2007
lab_id	A7L010179029
qc_type	NM
units	UG/KG
Pct_Solids	83.0
DUP_OF:	

Parameter	Result	Val Qual	Qual Code
1,1,1,2-TETRACHLOROETHANE	6	U	
1,1,1-TRICHLOROETHANE	6	U	
1,1,2,2-TETRACHLOROETHANE	6	U	
1,1,2-TRICHLOROTRIFLUOROETHANE	6	U	
1,1-DICHLOROETHANE	6	U	
1,1-DICHLOROETHENE	6	U	
1,1-DICHLOROPROPENE	6	U	
1,2,3-TRICHLOROBENZENE	6	U	
1,2,3-TRICHLOROPROPANE	6	U	
1,2,3-TRIMETHYLBENZENE	6	U	
1,2,4-TRICHLOROBENZENE	6	U	
1,2,4-TRIMETHYLBENZENE	1.1	B	A
1,2-DIBROMO-3-CHLOROPROPANE	12	U	
1,2-DIBROMOETHANE	6	U	
1,2-DICHLOROBENZENE	6	U	
1,2-DICHLOROETHANE	6	U	
1,2-DICHLOROPROPANE	6	U	
1,3-DICHLOROBENZENE	6	U	
1,3-DICHLOROPROPANE	6	U	
1,4-DICHLOROBENZENE	6	U	
2,2-DICHLOROPROPANE	6	U	
2-BUTANONE	12	U	
2-CHLOROETHYL VINYL ETHER	12	U	
2-CHLOROTOLUENE	6	U	
2-HEXANONE	12	U	
4-CHLOROTOLUENE	6	U	
4-ISOPROPYLTOLUENE	6	U	
4-METHYL-2-PENTANONE	12	U	
ACETONE	24	J	C
BENZENE	6	U	
BROMOBENZENE	6	U	
BROMOCHLOROMETHANE	6	U	

nsample	SB-518-0406
samp_date	11/30/2007
lab_id	A7L010179029
qc_type	NM
units	UG/KG
Pct_Solids	83.0
DUP_OF:	

Parameter	Result	Val Qual	Qual Code
BROMODICHLOROMETHANE	6	U	
BROMOFORM	6	U	
BROMOMETHANE	6	U	
CARBON DISULFIDE	6	U	
CARBON TETRACHLORIDE	6	U	
CHLOROBENZENE	6	U	
CHLORODIBROMOMETHANE	6	U	
CHLOROETHANE	6	U	
CHLOROFORM	6	U	
CHLOROMETHANE	6	U	
CIS-1,2-DICHLOROETHENE	6	U	
CIS-1,3-DICHLOROPROPENE	6	U	
DIBROMOMETHANE	6	U	
DICHLORODIFLUOROMETHANE	6	U	
DIISOPROPYL ETHER	12	U	
ETHYL TERT-BUTYL ETHER	6	U	
ETHYLBENZENE	6	U	
HEXACHLOROBUTADIENE	6	U	
ISOPROPYLBENZENE	6	U	
M+P-XYLENES	12	U	
METHYL TERT-BUTYL ETHER	12	U	
METHYLENE CHLORIDE	4.2	B	A
NAPHTHALENE	6	U	
N-BUTYLBENZENE	6	U	
N-PROPYLBENZENE	6	U	
O-XYLENE	6	U	
SEC-BUTYLBENZENE	6	U	
STYRENE	6	U	
TERT-AMYL METHYL ETHER	6	U	
TERT-BUTYLBENZENE	6	U	
TERTIARY-BUTYL ALCOHOL	120	UR	C
TETRACHLOROETHENE	6	U	

nsample	SB-518-0406
samp_date	11/30/2007
lab_id	A7L010179029
qc_type	NM
units	UG/KG
Pct_Solids	83.0
DUP_OF:	

Parameter	Result	Val Qual	Qual Code
TOLUENE	6	U	
TOTAL XYLENES	12	U	
TRANS-1,2-DICHLOROETHENE	6	U	
TRANS-1,3-DICHLOROPROPENE	6	U	
TRICHLOROETHENE	6	U	
TRICHLOROFLUOROMETHANE	6	U	
VINYL ACETATE	12	U	
VINYL CHLORIDE	6	U	

PROJ_NO: 00887

SDG: 7L01179 MEDIA: SOIL DATA FRACTION: OV

nsample	SB-518-0810
samp_date	11/30/2007
lab_id	A7L010179030
qc_type	NM
units	UG/KG
Pct_Solids	77.0
DUP_OF:	

Parameter	Result	Val Qual	Qual Code
1,1,1,2-TETRACHLOROETHANE	6.5	U	
1,1,1-TRICHLOROETHANE	6.5	U	
1,1,2,2-TETRACHLOROETHANE	6.5	U	
1,1,2-TRICHLOROTRIFLUOROETHANE	6.5	U	
1,1-DICHLOROETHANE	6.5	U	
1,1-DICHLOROETHENE	6.5	U	
1,1-DICHLOROPROPENE	6.5	U	
1,2,3-TRICHLOROBENZENE	6.5	U	
1,2,3-TRICHLOROPROPANE	6.5	U	
1,2,3-TRIMETHYLBENZENE	6.5	U	
1,2,4-TRICHLOROBENZENE	6.5	U	
1,2,4-TRIMETHYLBENZENE	6.5	U	
1,2-DIBROMO-3-CHLOROPROPANE	13	U	
1,2-DIBROMOETHANE	6.5	U	
1,2-DICHLOROBENZENE	6.5	U	
1,2-DICHLOROETHANE	6.5	U	
1,2-DICHLOROPROPANE	6.5	U	
1,3-DICHLOROBENZENE	6.5	U	
1,3-DICHLOROPROPANE	6.5	U	
1,4-DICHLOROBENZENE	6.5	U	
2,2-DICHLOROPROPANE	6.5	U	
2-BUTANONE	13	U	
2-CHLOROETHYL VINYL ETHER	13	U	
2-CHLOROTOLUENE	6.5	U	
2-HEXANONE	13	U	
4-CHLOROTOLUENE	6.5	U	
4-ISOPROPYLTOLUENE	6.5	U	
4-METHYL-2-PENTANONE	13	U	
ACETONE	14	J	C
BENZENE	6.5	U	
BROMOBENZENE	6.5	U	
BROMOCHLOROMETHANE	6.5	U	

nsample	SB-518-0810
samp_date	11/30/2007
lab_id	A7L010179030
qc_type	NM
units	UG/KG
Pct_Solids	77.0
DUP_OF:	

Parameter	Result	Val Qual	Qual Code
BROMODICHLOROMETHANE	6.5	U	
BROMOFORM	6.5	U	
BROMOMETHANE	6.5	U	
CARBON DISULFIDE	6.5	U	
CARBON TETRACHLORIDE	6.5	U	
CHLOROBENZENE	6.5	U	
CHLORODIBROMOMETHANE	6.5	U	
CHLOROETHANE	6.5	U	
CHLOROFORM	6.5	U	
CHLOROMETHANE	6.5	U	
CIS-1,2-DICHLOROETHENE	6.5	U	
CIS-1,3-DICHLOROPROPENE	6.5	U	
DIBROMOMETHANE	6.5	U	
DICHLORODIFLUOROMETHANE	6.5	U	
DIISOPROPYL ETHER	13	U	
ETHYL TERT-BUTYL ETHER	6.5	U	
ETHYLBENZENE	6.5	U	
HEXACHLOROBUTADIENE	6.5	U	
ISOPROPYLBENZENE	6.5	U	
M+P-XYLENES	13	U	
METHYL TERT-BUTYL ETHER	13	U	
METHYLENE CHLORIDE	5.7	B	A
NAPHTHALENE	6.5	U	
N-BUTYLBENZENE	6.5	U	
N-PROPYLBENZENE	6.5	U	
O-XYLENE	6.5	U	
SEC-BUTYLBENZENE	6.5	U	
STYRENE	6.5	U	
TERT-AMYL METHYL ETHER	6.5	U	
TERT-BUTYLBENZENE	6.5	U	
TERTIARY-BUTYL ALCOHOL	130	UR	C
TETRACHLOROETHENE	6.5	U	

nsample	SB-518-0810
samp_date	11/30/2007
lab_id	A7L010179030
qc_type	NM
units	UG/KG
Pct_Solids	77.0
DUP_OF:	

Parameter	Result	Val Qual	Qual Code
TOLUENE	6.5	U	
TOTAL XYLENES	13	U	
TRANS-1,2-DICHLOROETHENE	6.5	U	
TRANS-1,3-DICHLOROPROPENE	6.5	U	
TRICHLOROETHENE	6.5	U	
TRICHLOROFLUOROMETHANE	6.5	U	
VINYL ACETATE	13	U	
VINYL CHLORIDE	6.5	U	

PROJ_NO: 00887

SDG: 7L01179 MEDIA: SOIL DATA FRACTION: OV

nsample	SB-519-0001
samp_date	11/30/2007
lab_id	A7L010179031
qc_type	NM
units	UG/KG
Pct_Solids	85.0
DUP_OF:	

Parameter	Result	Val Qual	Qual Code
1,1,1,2-TETRACHLOROETHANE	5.9	U	
1,1,1-TRICHLOROETHANE	5.9	U	
1,1,2,2-TETRACHLOROETHANE	5.9	U	
1,1,2-TRICHLOROTRIFLUOROETHANE	5.9	U	
1,1-DICHLOROETHANE	5.9	U	
1,1-DICHLOROETHENE	5.9	U	
1,1-DICHLOROPROPENE	5.9	U	
1,2,3-TRICHLOROBENZENE	5.9	U	
1,2,3-TRICHLOROPROPANE	5.9	U	
1,2,3-TRIMETHYLBENZENE	5.9	U	
1,2,4-TRICHLOROBENZENE	5.9	U	
1,2,4-TRIMETHYLBENZENE	5.9	U	
1,2-DIBROMO-3-CHLOROPROPANE	12	U	
1,2-DIBROMOETHANE	5.9	U	
1,2-DICHLOROBENZENE	5.9	U	
1,2-DICHLOROETHANE	5.9	U	
1,2-DICHLOROPROPANE	5.9	U	
1,3-DICHLOROBENZENE	5.9	U	
1,3-DICHLOROPROPANE	5.9	U	
1,4-DICHLOROBENZENE	5.9	U	
2,2-DICHLOROPROPANE	5.9	U	
2-BUTANONE	12	U	
2-CHLOROETHYL VINYL ETHER	12	U	
2-CHLOROTOLUENE	5.9	U	
2-HEXANONE	12	U	
4-CHLOROTOLUENE	5.9	U	
4-ISOPROPYLTOLUENE	5.9	U	
4-METHYL-2-PENTANONE	12	U	
ACETONE	7.5	J	CP
BENZENE	5.9	U	
BROMOBENZENE	5.9	U	
BROMOCHLOROMETHANE	5.9	U	

nsample	SB-519-0001
samp_date	11/30/2007
lab_id	A7L010179031
qc_type	NM
units	UG/KG
Pct_Solids	85.0
DUP_OF:	

Parameter	Result	Val Qual	Qual Code
BROMODICHLOROMETHANE	5.9	U	
BROMOFORM	5.9	U	
BROMOMETHANE	5.9	U	
CARBON DISULFIDE	5.9	U	
CARBON TETRACHLORIDE	5.9	U	
CHLOROBENZENE	5.9	U	
CHLORODIBROMOMETHANE	5.9	U	
CHLOROETHANE	5.9	U	
CHLOROFORM	5.9	U	
CHLOROMETHANE	5.9	U	
CIS-1,2-DICHLOROETHENE	5.9	U	
CIS-1,3-DICHLOROPROPENE	5.9	U	
DIBROMOMETHANE	5.9	U	
DICHLORODIFLUOROMETHANE	5.9	U	
DIISOPROPYL ETHER	12	U	
ETHYL TERT-BUTYL ETHER	5.9	U	
ETHYLBENZENE	5.9	U	
HEXACHLOROBUTADIENE	5.9	U	
ISOPROPYLBENZENE	5.9	U	
M+P-XYLENES	12	U	
METHYL TERT-BUTYL ETHER	12	U	
METHYLENE CHLORIDE	3.6	B	A
NAPHTHALENE	5.9	U	
N-BUTYLBENZENE	5.9	U	
N-PROPYLBENZENE	5.9	U	
O-XYLENE	5.9	U	
SEC-BUTYLBENZENE	5.9	U	
STYRENE	5.9	U	
TERT-AMYL METHYL ETHER	5.9	U	
TERT-BUTYLBENZENE	5.9	U	
TERTIARY-BUTYL ALCOHOL	120	UR	C
TETRACHLOROETHENE	5.9	U	

nsample	SB-519-0001
samp_date	11/30/2007
lab_id	A7L010179031
qc_type	NM
units	UG/KG
Pct_Solids	85.0
DUP_OF:	

Parameter	Result	Val Qual	Qual Code
TOLUENE	5.9	U	
TOTAL XYLENES	12	U	
TRANS-1,2-DICHLOROETHENE	5.9	U	
TRANS-1,3-DICHLOROPROPENE	5.9	U	
TRICHLOROETHENE	5.9	U	
TRICHLOROFLUOROMETHANE	5.9	U	
VINYL ACETATE	12	U	
VINYL CHLORIDE	5.9	U	

PROJ_NO: 00887

SDG: 7L01179 MEDIA: SOIL DATA FRACTION: OV

nsample	SB-519-0406
samp_date	11/30/2007
lab_id	A7L010179032
qc_type	NM
units	UG/KG
Pct_Solids	86.0
DUP_OF:	

Parameter	Result	Val Qual	Qual Code
1,1,1,2-TETRACHLOROETHANE	5.8	U	
1,1,1-TRICHLOROETHANE	5.8	U	
1,1,2,2-TETRACHLOROETHANE	5.8	U	
1,1,2-TRICHLOROTRIFLUOROETHANE	5.8	U	
1,1-DICHLOROETHANE	5.8	U	
1,1-DICHLOROETHENE	5.8	U	
1,1-DICHLOROPROPENE	5.8	U	
1,2,3-TRICHLOROBENZENE	5.8	U	
1,2,3-TRICHLOROPROPANE	5.8	U	
1,2,3-TRIMETHYLBENZENE	5.8	U	
1,2,4-TRICHLOROBENZENE	5.8	U	
1,2,4-TRIMETHYLBENZENE	5.8	U	
1,2-DIBROMO-3-CHLOROPROPANE	12	U	
1,2-DIBROMOETHANE	5.8	U	
1,2-DICHLOROBENZENE	5.8	U	
1,2-DICHLOROETHANE	5.8	U	
1,2-DICHLOROPROPANE	5.8	U	
1,3-DICHLOROBENZENE	5.8	U	
1,3-DICHLOROPROPANE	5.8	U	
1,4-DICHLOROBENZENE	5.8	U	
2,2-DICHLOROPROPANE	5.8	U	
2-BUTANONE	12	U	
2-CHLOROETHYL VINYL ETHER	12	U	
2-CHLOROTOLUENE	5.8	U	
2-HEXANONE	12	U	
4-CHLOROTOLUENE	5.8	U	
4-ISOPROPYLTOLUENE	5.8	U	
4-METHYL-2-PENTANONE	12	U	
ACETONE	9	J	CP
BENZENE	5.8	U	
BROMOBENZENE	5.8	U	
BROMOCHLOROMETHANE	5.8	U	

nsample	SB-519-0406
samp_date	11/30/2007
lab_id	A7L010179032
qc_type	NM
units	UG/KG
Pct_Solids	86.0
DUP_OF:	

Parameter	Result	Val Qual	Qual Code
BROMODICHLOROMETHANE	5.8	U	
BROMOFORM	5.8	U	
BROMOMETHANE	5.8	U	
CARBON DISULFIDE	5.8	U	
CARBON TETRACHLORIDE	5.8	U	
CHLOROBENZENE	5.8	U	
CHLORODIBROMOMETHANE	5.8	U	
CHLOROETHANE	5.8	U	
CHLOROFORM	5.8	U	
CHLOROMETHANE	5.8	U	
CIS-1,2-DICHLOROETHENE	5.8	U	
CIS-1,3-DICHLOROPROPENE	5.8	U	
DIBROMOMETHANE	5.8	U	
DICHLORODIFLUOROMETHANE	5.8	U	
DIISOPROPYL ETHER	12	U	
ETHYL TERT-BUTYL ETHER	5.8	U	
ETHYLBENZENE	5.8	U	
HEXACHLOROBUTADIENE	5.8	U	
ISOPROPYLBENZENE	5.8	U	
M+P-XYLENES	12	U	
METHYL TERT-BUTYL ETHER	12	U	
METHYLENE CHLORIDE	6.1	B	A
NAPHTHALENE	0.69	B	A
N-BUTYLBENZENE	5.8	U	
N-PROPYLBENZENE	5.8	U	
O-XYLENE	5.8	U	
SEC-BUTYLBENZENE	5.8	U	
STYRENE	5.8	U	
TERT-AMYL METHYL ETHER	5.8	U	
TERT-BUTYLBENZENE	5.8	U	
TERTIARY-BUTYL ALCOHOL	120	UR	C
TETRACHLOROETHENE	5.8	U	

nsample	SB-519-0406
samp_date	11/30/2007
lab_id	A7L010179032
qc_type	NM
units	UG/KG
Pct_Solids	86.0
DUP_OF:	

Parameter	Result	Val Qual	Qual Code
TOLUENE	5.8	U	
TOTAL XYLENES	12	U	
TRANS-1,2-DICHLOROETHENE	5.8	U	
TRANS-1,3-DICHLOROPROPENE	5.8	U	
TRICHLOROETHENE	5.8	U	
TRICHLOROFLUOROMETHANE	5.8	U	
VINYL ACETATE	12	U	
VINYL CHLORIDE	5.8	U	

PROJ_NO: 00887

SDG: 7L01179 MEDIA: SOIL DATA FRACTION: OV

nsample	SB-519-0810
samp_date	11/30/2007
lab_id	A7L010179033
qc_type	NM
units	UG/KG
Pct_Solids	86.0
DUP_OF:	

Parameter	Result	Val Qual	Qual Code
1,1,1,2-TETRACHLOROETHANE	5.8	U	
1,1,1-TRICHLOROETHANE	5.8	U	
1,1,2,2-TETRACHLOROETHANE	5.8	U	
1,1,2-TRICHLOROTRIFLUOROETHANE	5.8	U	
1,1-DICHLOROETHANE	5.8	U	
1,1-DICHLOROETHENE	5.8	U	
1,1-DICHLOROPROPENE	5.8	U	
1,2,3-TRICHLOROBENZENE	5.8	U	
1,2,3-TRICHLOROPROPANE	5.8	U	
1,2,3-TRIMETHYLBENZENE	5.8	U	
1,2,4-TRICHLOROBENZENE	5.8	U	
1,2,4-TRIMETHYLBENZENE	5.8	U	
1,2-DIBROMO-3-CHLOROPROPANE	12	U	
1,2-DIBROMOETHANE	5.8	U	
1,2-DICHLOROBENZENE	5.8	U	
1,2-DICHLOROETHANE	5.8	U	
1,2-DICHLOROPROPANE	5.8	U	
1,3-DICHLOROBENZENE	5.8	U	
1,3-DICHLOROPROPANE	5.8	U	
1,4-DICHLOROBENZENE	5.8	U	
2,2-DICHLOROPROPANE	5.8	U	
2-BUTANONE	12	U	
2-CHLOROETHYL VINYL ETHER	12	U	
2-CHLOROTOLUENE	5.8	U	
2-HEXANONE	12	U	
4-CHLOROTOLUENE	5.8	U	
4-ISOPROPYLTOLUENE	5.8	U	
4-METHYL-2-PENTANONE	12	U	
ACETONE	14	J	C
BENZENE	5.8	U	
BROMOBENZENE	5.8	U	
BROMOCHLOROMETHANE	5.8	U	

nsample	SB-519-0810
samp_date	11/30/2007
lab_id	A7L010179033
qc_type	NM
units	UG/KG
Pct_Solids	86.0
DUP_OF:	

Parameter	Result	Val Qual	Qual Code
BROMODICHLOROMETHANE	5.8	U	
BROMOFORM	5.8	U	
BROMOMETHANE	5.8	U	
CARBON DISULFIDE	5.8	U	
CARBON TETRACHLORIDE	5.8	U	
CHLOROBENZENE	5.8	U	
CHLORODIBROMOMETHANE	5.8	U	
CHLOROETHANE	5.8	U	
CHLOROFORM	5.8	U	
CHLOROMETHANE	5.8	U	
CIS-1,2-DICHLOROETHENE	5.8	U	
CIS-1,3-DICHLOROPROPENE	5.8	U	
DIBROMOMETHANE	5.8	U	
DICHLORODIFLUOROMETHANE	5.8	U	
DIISOPROPYL ETHER	12	U	
ETHYL TERT-BUTYL ETHER	5.8	U	
ETHYLBENZENE	5.8	U	
HEXACHLOROBUTADIENE	5.8	U	
ISOPROPYLBENZENE	5.8	U	
M+P-XYLENES	12	U	
METHYL TERT-BUTYL ETHER	12	U	
METHYLENE CHLORIDE	5.1	B	A
NAPHTHALENE	5.8	U	
N-BUTYLBENZENE	5.8	U	
N-PROPYLBENZENE	5.8	U	
O-XYLENE	5.8	U	
SEC-BUTYLBENZENE	5.8	U	
STYRENE	5.8	U	
TERT-AMYL METHYL ETHER	5.8	U	
TERT-BUTYLBENZENE	5.8	U	
TERTIARY-BUTYL ALCOHOL	120	UR	C
TETRACHLOROETHENE	5.8	U	

nsample	SB-519-0810
samp_date	11/30/2007
lab_id	A7L010179033
qc_type	NM
units	UG/KG
Pct_Solids	86.0
DUP_OF:	

Parameter	Result	Val Qual	Qual Code
TOLUENE	5.8	U	
TOTAL XYLENES	12	U	
TRANS-1,2-DICHLOROETHENE	5.8	U	
TRANS-1,3-DICHLOROPROPENE	5.8	U	
TRICHLOROETHENE	5.8	U	
TRICHLOROFLUOROMETHANE	5.8	U	
VINYL ACETATE	12	U	
VINYL CHLORIDE	5.8	U	

PROJ_NO: 00887

SDG: 7L01179 MEDIA: SOIL DATA FRACTION: OV

nsample	SB-520-0001
samp_date	11/30/2007
lab_id	A7L010179035
qc_type	NM
units	UG/KG
Pct_Solids	81.0
DUP_OF:	

Parameter	Result	Val Qual	Qual Code
1,1,1,2-TETRACHLOROETHANE	6.2	U	
1,1,1-TRICHLOROETHANE	6.2	U	
1,1,2,2-TETRACHLOROETHANE	6.2	U	
1,1,2-TRICHLOROTRIFLUOROETHANE	6.2	U	
1,1-DICHLOROETHANE	6.2	U	
1,1-DICHLOROETHENE	6.2	U	
1,1-DICHLOROPROPENE	6.2	U	
1,2,3-TRICHLOROBENZENE	6.2	U	
1,2,3-TRICHLOROPROPANE	6.2	U	
1,2,3-TRIMETHYLBENZENE	6.2	U	
1,2,4-TRICHLOROBENZENE	6.2	U	
1,2,4-TRIMETHYLBENZENE	6.2	U	
1,2-DIBROMO-3-CHLOROPROPANE	12	U	
1,2-DIBROMOETHANE	6.2	U	
1,2-DICHLOROBENZENE	6.2	U	
1,2-DICHLOROETHANE	6.2	U	
1,2-DICHLOROPROPANE	6.2	U	
1,3-DICHLOROBENZENE	6.2	U	
1,3-DICHLOROPROPANE	6.2	U	
1,4-DICHLOROBENZENE	6.2	U	
2,2-DICHLOROPROPANE	6.2	U	
2-BUTANONE	12	U	
2-CHLOROETHYL VINYL ETHER	12	U	
2-CHLOROTOLUENE	6.2	U	
2-HEXANONE	12	U	
4-CHLOROTOLUENE	6.2	U	
4-ISOPROPYLTOLUENE	6.2	U	
4-METHYL-2-PENTANONE	12	U	
ACETONE	12	U	
BENZENE	6.2	U	
BROMOBENZENE	6.2	U	
BROMOCHLOROMETHANE	6.2	U	

nsample	SB-520-0001
samp_date	11/30/2007
lab_id	A7L010179035
qc_type	NM
units	UG/KG
Pct_Solids	81.0
DUP_OF:	

Parameter	Result	Val Qual	Qual Code
BROMODICHLOROMETHANE	6.2	U	
BROMOFORM	6.2	U	
BROMOMETHANE	6.2	U	
CARBON DISULFIDE	6.2	U	
CARBON TETRACHLORIDE	6.2	U	
CHLOROBENZENE	6.2	U	
CHLORODIBROMOMETHANE	6.2	U	
CHLOROETHANE	6.2	U	
CHLOROFORM	6.2	U	
CHLOROMETHANE	6.2	U	
CIS-1,2-DICHLOROETHENE	6.2	U	
CIS-1,3-DICHLOROPROPENE	6.2	U	
DIBROMOMETHANE	6.2	U	
DICHLORODIFLUOROMETHANE	6.2	U	
DIISOPROPYL ETHER	12	U	
ETHYL TERT-BUTYL ETHER	6.2	U	
ETHYLBENZENE	6.2	U	
HEXACHLOROBUTADIENE	6.2	U	
ISOPROPYLBENZENE	6.2	U	
M+P-XYLENES	12	U	
METHYL TERT-BUTYL ETHER	12	U	
METHYLENE CHLORIDE	4.6	B	A
NAPHTHALENE	6.2	U	
N-BUTYLBENZENE	6.2	U	
N-PROPYLBENZENE	6.2	U	
O-XYLENE	6.2	U	
SEC-BUTYLBENZENE	6.2	U	
STYRENE	6.2	U	
TERT-AMYL METHYL ETHER	6.2	U	
TERT-BUTYLBENZENE	6.2	U	
TERTIARY-BUTYL ALCOHOL	120	UR	C
TETRACHLOROETHENE	6.2	U	

nsample	SB-520-0001
samp_date	11/30/2007
lab_id	A7L010179035
qc_type	NM
units	UG/KG
Pct_Solids	81.0
DUP_OF:	

Parameter	Result	Val Qual	Qual Code
TOLUENE	6.2	U	
TOTAL XYLENES	12	U	
TRANS-1,2-DICHLOROETHENE	6.2	U	
TRANS-1,3-DICHLOROPROPENE	6.2	U	
TRICHLOROETHENE	6.2	U	
TRICHLOROFLUOROMETHANE	6.2	U	
VINYL ACETATE	12	U	
VINYL CHLORIDE	6.2	U	

PROJ_NO: 00887

SDG: 7L01179 MEDIA: SOIL DATA FRACTION: OV

nsample	SB-520-0406
samp_date	11/30/2007
lab_id	A7L010179036
qc_type	NM
units	UG/KG
Pct_Solids	82.0
DUP_OF:	

Parameter	Result	Val Qual	Qual Code
1,1,1,2-TETRACHLOROETHANE	6.1	U	
1,1,1-TRICHLOROETHANE	6.1	U	
1,1,2,2-TETRACHLOROETHANE	6.1	U	
1,1,2-TRICHLOROTRIFLUOROETHANE	6.1	U	
1,1-DICHLOROETHANE	6.1	U	
1,1-DICHLOROETHENE	6.1	U	
1,1-DICHLOROPROPENE	6.1	U	
1,2,3-TRICHLOROBENZENE	6.1	U	
1,2,3-TRICHLOROPROPANE	6.1	U	
1,2,3-TRIMETHYLBENZENE	6.1	U	
1,2,4-TRICHLOROBENZENE	6.1	U	
1,2,4-TRIMETHYLBENZENE	6.1	U	
1,2-DIBROMO-3-CHLOROPROPANE	12	U	
1,2-DIBROMOETHANE	6.1	U	
1,2-DICHLOROBENZENE	6.1	U	
1,2-DICHLOROETHANE	6.1	U	
1,2-DICHLOROPROPANE	6.1	U	
1,3-DICHLOROBENZENE	6.1	U	
1,3-DICHLOROPROPANE	6.1	U	
1,4-DICHLOROBENZENE	6.1	U	
2,2-DICHLOROPROPANE	6.1	U	
2-BUTANONE	12	U	
2-CHLOROETHYL VINYL ETHER	12	U	
2-CHLOROTOLUENE	6.1	U	
2-HEXANONE	12	U	
4-CHLOROTOLUENE	6.1	U	
4-ISOPROPYLTOLUENE	6.1	U	
4-METHYL-2-PENTANONE	12	U	
ACETONE	9.9	J	CP
BENZENE	6.1	U	
BROMOBENZENE	6.1	U	
BROMOCHLOROMETHANE	6.1	U	

nsample	SB-520-0406
samp_date	11/30/2007
lab_id	A7L010179036
qc_type	NM
units	UG/KG
Pct_Solids	82.0
DUP_OF:	

Parameter	Result	Val Qual	Qual Code
BROMODICHLOROMETHANE	6.1	U	
BROMOFORM	6.1	U	
BROMOMETHANE	6.1	U	
CARBON DISULFIDE	6.1	U	
CARBON TETRACHLORIDE	6.1	U	
CHLOROBENZENE	6.1	U	
CHLORODIBROMOMETHANE	6.1	U	
CHLOROETHANE	6.1	U	
CHLOROFORM	6.1	U	
CHLOROMETHANE	6.1	U	
CIS-1,2-DICHLOROETHENE	6.1	U	
CIS-1,3-DICHLOROPROPENE	6.1	U	
DIBROMOMETHANE	6.1	U	
DICHLORODIFLUOROMETHANE	6.1	U	
DIISOPROPYL ETHER	12	U	
ETHYL TERT-BUTYL ETHER	6.1	U	
ETHYLBENZENE	6.1	U	
HEXACHLOROBUTADIENE	6.1	U	
ISOPROPYLBENZENE	6.1	U	
M+P-XYLENES	12	U	
METHYL TERT-BUTYL ETHER	12	U	
METHYLENE CHLORIDE	5.8	B	A
NAPHTHALENE	6.1	U	
N-BUTYLBENZENE	6.1	U	
N-PROPYLBENZENE	6.1	U	
O-XYLENE	6.1	U	
SEC-BUTYLBENZENE	6.1	U	
STYRENE	6.1	U	
TERT-AMYL METHYL ETHER	6.1	U	
TERT-BUTYLBENZENE	6.1	U	
TERTIARY-BUTYL ALCOHOL	120	UR	C
TETRACHLOROETHENE	6.1	U	

nsample	SB-520-0406
samp_date	11/30/2007
lab_id	A7L010179036
qc_type	NM
units	UG/KG
Pct_Solids	82.0
DUP_OF:	

Parameter	Result	Val Qual	Qual Code
TOLUENE	6.1	U	
TOTAL XYLENES	12	U	
TRANS-1,2-DICHLOROETHENE	6.1	U	
TRANS-1,3-DICHLOROPROPENE	6.1	U	
TRICHLOROETHENE	6.1	U	
TRICHLOROFLUOROMETHANE	6.1	U	
VINYL ACETATE	12	U	
VINYL CHLORIDE	6.1	U	

PROJ_NO: 00887

SDG: 7L01179 MEDIA: SOIL DATA FRACTION: OV

nsample	SB-520-0810
samp_date	11/30/2007
lab_id	A7L010179037
qc_type	NM
units	UG/KG
Pct_Solids	83.0
DUP_OF:	

Parameter	Result	Val Qual	Qual Code
1,1,1,2-TETRACHLOROETHANE	6	U	
1,1,1-TRICHLOROETHANE	6	U	
1,1,2,2-TETRACHLOROETHANE	6	U	
1,1,2-TRICHLOROTRIFLUOROETHANE	6	U	
1,1-DICHLOROETHANE	0.48	J	P
1,1-DICHLOROETHENE	6	U	
1,1-DICHLOROPROPENE	6	U	
1,2,3-TRICHLOROBENZENE	6	U	
1,2,3-TRICHLOROPROPANE	6	U	
1,2,3-TRIMETHYLBENZENE	6	U	
1,2,4-TRICHLOROBENZENE	6	U	
1,2,4-TRIMETHYLBENZENE	6	U	
1,2-DIBROMO-3-CHLOROPROPANE	12	U	
1,2-DIBROMOETHANE	6	U	
1,2-DICHLOROBENZENE	6	U	
1,2-DICHLOROETHANE	6	U	
1,2-DICHLOROPROPANE	6	U	
1,3-DICHLOROBENZENE	6	U	
1,3-DICHLOROPROPANE	6	U	
1,4-DICHLOROBENZENE	6	U	
2,2-DICHLOROPROPANE	6	U	
2-BUTANONE	12	U	
2-CHLOROETHYL VINYL ETHER	12	U	
2-CHLOROTOLUENE	6	U	
2-HEXANONE	12	U	
4-CHLOROTOLUENE	6	U	
4-ISOPROPYLTOLUENE	6	U	
4-METHYL-2-PENTANONE	12	U	
ACETONE	12	U	
BENZENE	6	U	
BROMOBENZENE	6	U	
BROMOCHLOROMETHANE	6	U	

nsample	SB-520-0810
samp_date	11/30/2007
lab_id	A7L010179037
qc_type	NM
units	UG/KG
Pct_Solids	83.0
DUP_OF:	

Parameter	Result	Val Qual	Qual Code
BROMODICHLOROMETHANE	6	U	
BROMOFORM	6	U	
BROMOMETHANE	6	U	
CARBON DISULFIDE	6	U	
CARBON TETRACHLORIDE	6	U	
CHLOROBENZENE	6	U	
CHLORODIBROMOMETHANE	6	U	
CHLOROETHANE	6	U	
CHLOROFORM	6	U	
CHLOROMETHANE	6	U	
CIS-1,2-DICHLOROETHENE	6	U	
CIS-1,3-DICHLOROPROPENE	6	U	
DIBROMOMETHANE	6	U	
DICHLORODIFLUOROMETHANE	6	U	
DIISOPROPYL ETHER	12	U	
ETHYL TERT-BUTYL ETHER	6	U	
ETHYLBENZENE	6	U	
HEXACHLOROBUTADIENE	6	U	
ISOPROPYLBENZENE	6	U	
M+P-XYLENES	12	U	
METHYL TERT-BUTYL ETHER	12	U	
METHYLENE CHLORIDE	5.1	B	A
NAPHTHALENE	6	U	
N-BUTYLBENZENE	6	U	
N-PROPYLBENZENE	6	U	
O-XYLENE	6	U	
SEC-BUTYLBENZENE	6	U	
STYRENE	6	U	
TERT-AMYL METHYL ETHER	6	U	
TERT-BUTYLBENZENE	6	U	
TERTIARY-BUTYL ALCOHOL	120	UR	C
TETRACHLOROETHENE	6	U	

nsample	SB-520-0810
samp_date	11/30/2007
lab_id	A7L010179037
qc_type	NM
units	UG/KG
Pct_Solids	83.0
DUP_OF:	

Parameter	Result	Val Qual	Qual Code
TOLUENE	6	U	
TOTAL XYLENES	12	U	
TRANS-1,2-DICHLOROETHENE	6	U	
TRANS-1,3-DICHLOROPROPENE	6	U	
TRICHLOROETHENE	6	U	
TRICHLOROFLUOROMETHANE	29		
VINYL ACETATE	12	U	
VINYL CHLORIDE	6	U	

PROJ_NO: 00887

SDG: 7L01179 MEDIA: SOIL DATA FRACTION: OS

nsample	DUP-04RE
samp_date	11/28/2007
lab_id	A7L010179004
qc_type	NM
units	UG/KG
Pct_Solids	86.0
DUP_OF:	SB-510-0810

Parameter	Result	Val Qual	Qual Code
1,1-BIPHENYL	390	U	
2,2'-OXYBIS(1-CHLOROPROPANE)	390	U	
2,4,5-TRICHLOROPHENOL	390	U	
2,4,6-TRICHLOROPHENOL	390	U	
2,4-DICHLOROPHENOL	390	U	
2,4-DIMETHYLPHENOL	390	U	
2,4-DINITROPHENOL	770	U	
2,4-DINITROTOLUENE	390	U	
2,6-DINITROTOLUENE	390	U	
2-CHLORONAPHTHALENE	390	U	
2-CHLOROPHENOL	390	U	
2-METHYLNAPHTHALENE	390	U	
2-METHYLPHENOL	390	U	
2-NITROANILINE	770	U	
2-NITROPHENOL	390	U	
3,3'-DICHLOROBENZIDINE	390	U	
3-NITROANILINE	770	U	
4,6-DINITRO-2-METHYLPHENOL	390	U	
4-BROMOPHENYL PHENYL ETHER	390	U	
4-CHLORO-3-METHYLPHENOL	390	U	
4-CHLOROANILINE	390	U	
4-CHLOROPHENYL PHENYL ETHER	390	U	
4-METHYLPHENOL	390	U	
4-NITROANILINE	390	U	
4-NITROPHENOL	770	U	
ACENAPHTHENE	390	U	
ACENAPHTHYLENE	390	U	
ACETOPHENONE	78	U	
ANTHRACENE	390	U	
ATRAZINE	390	U	
BENZALDEHYDE	390	U	
BENZO(A)ANTHRACENE	23	J	P

nsample	DUP-04RE
samp_date	11/28/2007
lab_id	A7L010179004
qc_type	NM
units	UG/KG
Pct_Solids	86.0
DUP_OF:	SB-510-0810

Parameter	Result	Val Qual	Qual Code
BENZO(A)PYRENE	21	J	P
BENZO(B)FLUORANTHENE	37	J	P
BENZO(G,H,I)PERYLENE	17	J	P
BENZO(K)FLUORANTHENE	14	J	P
BIS(2-CHLOROETHOXY)METHANE	390	U	
BIS(2-CHLOROETHYL)ETHER	390	U	
BIS(2-ETHYLHEXYL)PHTHALATE	390	U	
BUTYL BENZYL PHTHALATE	390	U	
CAPROLACTAM	390	U	
CARBAZOLE	390	U	
CHRYSENE	23	J	P
DIBENZO(A,H)ANTHRACENE	390	U	
DIBENZOFURAN	390	U	
DIETHYL PHTHALATE	390	U	
DIMETHYL PHTHALATE	390	U	
DI-N-BUTYL PHTHALATE	390	U	
DI-N-OCTYL PHTHALATE	390	U	
FLUORANTHENE	46	J	P
FLUORENE	390	U	
HEXACHLOROBENZENE	390	U	
HEXACHLOROBUTADIENE	390	U	
HEXACHLOROCYCLOPENTADIENE	390	U	
HEXACHLOROETHANE	390	U	
INDENO(1,2,3-CD)PYRENE	16	J	P
ISOPHORONE	390	U	
NAPHTHALENE	390	U	
NITROBENZENE	390	U	
N-NITROSODIMETHYLAMINE	390	U	
N-NITROSO-DI-N-PROPYLAMINE	390	U	
N-NITROSODIPHENYLAMINE	390	U	
PENTACHLOROPHENOL	390	U	
PHENANTHRENE	15	J	P

nsample	DUP-04RE
samp_date	11/28/2007
lab_id	A7L010179004
qc_type	NM
units	UG/KG
Pct_Solids	86.0
DUP_OF:	SB-510-0810

Parameter	Result	Val Qual	Qual Code
PHENOL	390	U	
PYRENE	34	J	P

2-15-08 JAI

PROJ_NO: 00887

SDG: 7L01179 MEDIA: SOIL DATA FRACTION: OS

nsample	DUP-05
samp_date	11/29/2007
lab_id	A7L010179023
qc_type	NM
units	UG/KG
Pct_Solids	79.0
DUP_OF:	SB-512-0810

Parameter	Result	Val Qual	Qual Code
1,1-BIPHENYL	420	U	
2,2'-OXYBIS(1-CHLOROPROPANE)	420	U	
2,4,5-TRICHLOROPHENOL	420	U	
2,4,6-TRICHLOROPHENOL	420	U	
2,4-DICHLOROPHENOL	420	U	
2,4-DIMETHYLPHENOL	420	U	
2,4-DINITROPHENOL	830	U	
2,4-DINITROTOLUENE	420	U	
2,6-DINITROTOLUENE	420	U	
2-CHLORONAPHTHALENE	420	U	
2-CHLOROPHENOL	420	U	
2-METHYLNAPHTHALENE	63	J	P
2-METHYLPHENOL	420	U	
2-NITROANILINE	830	U	
2-NITROPHENOL	420	U	
3,3'-DICHLOROBENZIDINE	420	U	
3-NITROANILINE	830	U	
4,6-DINITRO-2-METHYLPHENOL	420	U	
4-BROMOPHENYL PHENYL ETHER	420	U	
4-CHLORO-3-METHYLPHENOL	420	U	
4-CHLOROANILINE	420	U	
4-CHLOROPHENYL PHENYL ETHER	420	U	
4-METHYLPHENOL	420	U	
4-NITROANILINE	420	U	
4-NITROPHENOL	830	U	
ACENAPHTHENE	35	J	P
ACENAPHTHYLENE	18	J	P
ACETOPHENONE	84	U	
ANTHRACENE	58	J	P
ATRAZINE	420	U	
BENZALDEHYDE	420	U	
BENZO(A)ANTHRACENE	280	J	GP

nsample	DUP-05
samp_date	11/29/2007
lab_id	A7L010179023
qc_type	NM
units	UG/KG
Pct_Solids	79.0
DUP_OF:	SB-512-0810

Parameter	Result	Val Qual	Qual Code
BENZO(A)PYRENE	310	J	GP
BENZO(B)FLUORANTHENE	370	J	GP
BENZO(G,H,I)PERYLENE	250	J	GP
BENZO(K)FLUORANTHENE	150	J	P
BIS(2-CHLOROETHOXY)METHANE	420	U	
BIS(2-CHLOROETHYL)ETHER	420	U	
BIS(2-ETHYLHEXYL)PHTHALATE	420	U	
BUTYL BENZYL PHTHALATE	420	U	
CAPROLACTAM	420	U	
CARBAZOLE	420	U	
CHRYSENE	360	J	GP
DIBENZO(A,H)ANTHRACENE	61	J	P
DIBENZOFURAN	91	J	P
DIETHYL PHTHALATE	420	U	
DIMETHYL PHTHALATE	420	U	
DI-N-BUTYL PHTHALATE	420	U	
DI-N-OCTYL PHTHALATE	420	U	
FLUORANTHENE	600	J	G
FLUORENE	17	J	P
HEXACHLOROBENZENE	420	U	
HEXACHLOROBUTADIENE	420	U	
HEXACHLOROCYCLOPENTADIENE	420	U	
HEXACHLOROETHANE	420	U	
INDENO(1,2,3-CD)PYRENE	180	J	GP
ISOPHORONE	420	U	
NAPHTHALENE	65	J	P
NITROBENZENE	420	U	
N-NITROSODIMETHYLAMINE	420	U	
N-NITROSO-DI-N-PROPYLAMINE	420	U	
N-NITROSODIPHENYLAMINE	420	U	
PENTACHLOROPHENOL	420	U	
PHENANTHRENE	550	J	G

nsample	DUP-05
samp_date	11/29/2007
lab_id	A7L010179023
qc_type	NM
units	UG/KG
Pct_Solids	79.0
DUP_OF:	SB-512-0810

Parameter	Result	Val Qual	Qual Code
PHENOL	420	U	
PYRENE	710	J	G

PROJ_NO: 00887

SDG: 7L01179 MEDIA: SOIL DATA FRACTION: OS

nsample	DUP-06
samp_date	11/29/2007
lab_id	A7L010179024
qc_type	NM
units	UG/KG
Pct_Solids	85.0
DUP_OF:	SB-514-0810

Parameter	Result	Val Qual	Qual Code
1,1-BIPHENYL	390	U	
2,2'-OXYBIS(1-CHLOROPROPANE)	390	U	
2,4,5-TRICHLOROPHENOL	390	U	
2,4,6-TRICHLOROPHENOL	390	U	
2,4-DICHLOROPHENOL	390	U	
2,4-DIMETHYLPHENOL	390	U	
2,4-DINITROPHENOL	780	U	
2,4-DINITROTOLUENE	390	U	
2,6-DINITROTOLUENE	390	U	
2-CHLORONAPHTHALENE	390	U	
2-CHLOROPHENOL	390	U	
2-METHYLNAPHTHALENE	390	U	
2-METHYLPHENOL	390	U	
2-NITROANILINE	780	U	
2-NITROPHENOL	390	U	
3,3'-DICHLOROBENZIDINE	390	U	
3-NITROANILINE	780	U	
4,6-DINITRO-2-METHYLPHENOL	390	U	
4-BROMOPHENYL PHENYL ETHER	390	U	
4-CHLORO-3-METHYLPHENOL	390	U	
4-CHLOROANILINE	390	U	
4-CHLOROPHENYL PHENYL ETHER	390	U	
4-METHYLPHENOL	390	U	
4-NITROANILINE	390	U	
4-NITROPHENOL	780	U	
ACENAPHTHENE	390	U	
ACENAPHTHYLENE	390	U	
ACETOPHENONE	79	U	
ANTHRACENE	390	U	
ATRAZINE	390	U	
BENZALDEHYDE	390	U	
BENZO(A)ANTHRACENE	390	U	

nsample	DUP-06
samp_date	11/29/2007
lab_id	A7L010179024
qc_type	NM
units	UG/KG
Pct_Solids	85.0
DUP_OF:	SB-514-0810

Parameter	Result	Val Qual	Qual Code
BENZO(A)PYRENE	390	U	
BENZO(B)FLUORANTHENE	390	U	
BENZO(G,H,I)PERYLENE	390	U	
BENZO(K)FLUORANTHENE	390	U	
BIS(2-CHLOROETHOXY)METHANE	390	U	
BIS(2-CHLOROETHYL)ETHER	390	U	
BIS(2-ETHYLHEXYL)PHTHALATE	24	J	P
BUTYL BENZYL PHTHALATE	390	U	
CAPROLACTAM	390	U	
CARBAZOLE	390	U	
CHRYSENE	390	U	
DIBENZO(A,H)ANTHRACENE	390	U	
DIBENZOFURAN	390	U	
DIETHYL PHTHALATE	390	U	
DIMETHYL PHTHALATE	390	U	
DI-N-BUTYL PHTHALATE	390	U	
DI-N-OCTYL PHTHALATE	390	U	
FLUORANTHENE	390	U	
FLUORENE	390	U	
HEXACHLOROBENZENE	390	U	
HEXACHLOROBUTADIENE	390	U	
HEXACHLOROCYCLOPENTADIENE	390	U	
HEXACHLOROETHANE	390	U	
INDENO(1,2,3-CD)PYRENE	390	U	
ISOPHORONE	390	U	
NAPHTHALENE	390	U	
NITROBENZENE	390	U	
N-NITROSODIMETHYLAMINE	390	U	
N-NITROSO-DI-N-PROPYLAMINE	390	U	
N-NITROSODIPHENYLAMINE	390	U	
PENTACHLOROPHENOL	390	U	
PHENANTHRENE	390	U	

nsample	DUP-06
samp_date	11/29/2007
lab_id	A7L010179024
qc_type	NM
units	UG/KG
Pct_Solids	85.0
DUP_OF:	SB-514-0810

Parameter	Result	Val Qual	Qual Code
PHENOL	390	U	
PYRENE	390	U	

2-15-08 JAS

PROJ_NO: 00887

SDG: 7L01179 MEDIA: SOIL DATA FRACTION: OS

nsample	SB-509-0001RE
samp_date	11/29/2007
lab_id	A7L010179014
qc_type	NM
units	UG/KG
Pct_Solids	87.0
DUP_OF:	

Parameter	Result	Val Qual	Qual Code
1,1-BIPHENYL	380	U	
2,2'-OXYBIS(1-CHLOROPROPANE)	380	U	
2,4,5-TRICHLOROPHENOL	380	U	
2,4,6-TRICHLOROPHENOL	380	U	
2,4-DICHLOROPHENOL	380	U	
2,4-DIMETHYLPHENOL	380	U	
2,4-DINITROPHENOL	760	U	
2,4-DINITROTOLUENE	380	U	
2,6-DINITROTOLUENE	380	U	
2-CHLORONAPHTHALENE	380	U	
2-CHLOROPHENOL	380	U	
2-METHYLNAPHTHALENE	380	U	
2-METHYLPHENOL	380	U	
2-NITROANILINE	760	U	
2-NITROPHENOL	380	U	
3,3'-DICHLOROBENZIDINE	380	U	
3-NITROANILINE	760	U	
4,6-DINITRO-2-METHYLPHENOL	380	U	
4-BROMOPHENYL PHENYL ETHER	380	U	
4-CHLORO-3-METHYLPHENOL	380	U	
4-CHLOROANILINE	380	U	
4-CHLOROPHENYL PHENYL ETHER	380	U	
4-METHYLPHENOL	380	U	
4-NITROANILINE	380	U	
4-NITROPHENOL	760	U	
ACENAPHTHENE	380	U	
ACENAPHTHYLENE	380	U	
ACETOPHENONE	77	U	
ANTHRACENE	380	U	
ATRAZINE	380	U	
BENZALDEHYDE	380	U	
BENZO(A)ANTHRACENE	380	U	

nsample	SB-509-0001RE
samp_date	11/29/2007
lab_id	A7L010179014
qc_type	NM
units	UG/KG
Pct_Solids	87.0
DUP_OF:	

Parameter	Result	Val Qual	Qual Code
BENZO(A)PYRENE	380	U	
BENZO(B)FLUORANTHENE	380	U	
BENZO(G,H,I)PERYLENE	380	U	
BENZO(K)FLUORANTHENE	380	U	
BIS(2-CHLOROETHOXY)METHANE	380	U	
BIS(2-CHLOROETHYL)ETHER	380	U	
BIS(2-ETHYLHEXYL)PHTHALATE	380	U	
BUTYL BENZYL PHTHALATE	380	U	
CAPROLACTAM	380	U	
CARBAZOLE	380	U	
CHRYSENE	380	U	
DIBENZO(A,H)ANTHRACENE	380	U	
DIBENZOFURAN	380	U	
DIETHYL PHTHALATE	380	U	
DIMETHYL PHTHALATE	380	U	
DI-N-BUTYL PHTHALATE	380	U	
DI-N-OCTYL PHTHALATE	380	U	
FLUORANTHENE	380	U	
FLUORENE	380	U	
HEXACHLOROBENZENE	380	U	
HEXACHLOROBUTADIENE	380	U	
HEXACHLOROCYCLOPENTADIENE	380	U	
HEXACHLOROETHANE	380	U	
INDENO(1,2,3-CD)PYRENE	380	U	
ISOPHORONE	380	U	
NAPHTHALENE	380	U	
NITROBENZENE	380	U	
N-NITROSODIMETHYLAMINE	380	U	
N-NITROSO-DI-N-PROPYLAMINE	380	U	
N-NITROSODIPHENYLAMINE	380	U	
PENTACHLOROPHENOL	380	U	
PHENANTHRENE	380	U	

nsample	SB-509-0001RE
samp_date	11/29/2007
lab_id	A7L010179014
qc_type	NM
units	UG/KG
Pct_Solids	87.0
DUP_OF:	

Parameter	Result	Val Qual	Qual Code
PHENOL	380	U	
PYRENE	380	U	

PROJ_NO: 00887

SDG: 7L01179 MEDIA: SOIL DATA FRACTION: OS

nsample	SB-509-0406RE
samp_date	11/29/2007
lab_id	A7L010179015
qc_type	NM
units	UG/KG
Pct_Solids	86.0
DUP_OF:	

Parameter	Result	Val Qual	Qual Code
1,1-BIPHENYL	380	U	
2,2'-OXYBIS(1-CHLOROPROPANE)	380	U	
2,4,5-TRICHLOROPHENOL	380	U	
2,4,6-TRICHLOROPHENOL	380	U	
2,4-DICHLOROPHENOL	380	U	
2,4-DIMETHYLPHENOL	380	U	
2,4-DINITROPHENOL	760	U	
2,4-DINITROTOLUENE	380	U	
2,6-DINITROTOLUENE	380	U	
2-CHLORONAPHTHALENE	380	U	
2-CHLOROPHENOL	380	U	
2-METHYLNAPHTHALENE	380	U	
2-METHYLPHENOL	380	U	
2-NITROANILINE	760	U	
2-NITROPHENOL	380	U	
3,3'-DICHLOROBENZIDINE	380	U	
3-NITROANILINE	760	U	
4,6-DINITRO-2-METHYLPHENOL	380	U	
4-BROMOPHENYL PHENYL ETHER	380	U	
4-CHLORO-3-METHYLPHENOL	380	U	
4-CHLOROANILINE	380	U	
4-CHLOROPHENYL PHENYL ETHER	380	U	
4-METHYLPHENOL	380	U	
4-NITROANILINE	380	U	
4-NITROPHENOL	760	U	
ACENAPHTHENE	380	U	
ACENAPHTHYLENE	380	U	
ACETOPHENONE	77	U	
ANTHRACENE	380	U	
ATRAZINE	380	U	
BENZALDEHYDE	380	U	
BENZO(A)ANTHRACENE	380	U	

nsample	SB-509-0406RE
samp_date	11/29/2007
lab_id	A7L010179015
qc_type	NM
units	UG/KG
Pct_Solids	86.0
DUP_OF:	

Parameter	Result	Val Qual	Qual Code
BENZO(A)PYRENE	380	U	
BENZO(B)FLUORANTHENE	380	U	
BENZO(G,H,I)PERYLENE	380	U	
BENZO(K)FLUORANTHENE	380	U	
BIS(2-CHLOROETHOXY)METHANE	380	U	
BIS(2-CHLOROETHYL)ETHER	380	U	
BIS(2-ETHYLHEXYL)PHTHALATE	380	U	
BUTYL BENZYL PHTHALATE	380	U	
CAPROLACTAM	380	U	
CARBAZOLE	380	U	
CHRYSENE	380	U	
DIBENZO(A,H)ANTHRACENE	380	U	
DIBENZOFURAN	380	U	
DIETHYL PHTHALATE	380	U	
DIMETHYL PHTHALATE	380	U	
DI-N-BUTYL PHTHALATE	380	U	
DI-N-OCTYL PHTHALATE	380	U	
FLUORANTHENE	380	U	
FLUORENE	380	U	
HEXACHLOROBENZENE	380	U	
HEXACHLOROBUTADIENE	380	U	
HEXACHLOROCYCLOPENTADIENE	380	U	
HEXACHLOROETHANE	380	U	
INDENO(1,2,3-CD)PYRENE	380	U	
ISOPHORONE	380	U	
NAPHTHALENE	380	U	
NITROBENZENE	380	U	
N-NITROSODIMETHYLAMINE	380	U	
N-NITROSO-DI-N-PROPYLAMINE	380	U	
N-NITROSODIPHENYLAMINE	380	U	
PENTACHLOROPHENOL	380	U	
PHENANTHRENE	380	U	

nsample	SB-509-0406RE
samp_date	11/29/2007
lab_id	A7L010179015
qc_type	NM
units	UG/KG
Pct_Solids	86.0
DUP_OF:	

Parameter	Result	Val Qual	Qual Code
PHENOL	380	U	
PYRENE	380	U	

PROJ_NO: 00887

SDG: 7L01179 MEDIA: SOIL DATA FRACTION: OS

nsample	SB-509-0810
samp_date	11/29/2007
lab_id	A7L010179016
qc_type	NM
units	UG/KG
Pct_Solids	87.0
DUP_OF:	

Parameter	Result	Val Qual	Qual Code
1,1-BIPHENYL	380	U	
2,2'-OXYBIS(1-CHLOROPROPANE)	380	U	
2,4,5-TRICHLOROPHENOL	380	U	
2,4,6-TRICHLOROPHENOL	380	U	
2,4-DICHLOROPHENOL	380	U	
2,4-DIMETHYLPHENOL	380	U	
2,4-DINITROPHENOL	760	U	
2,4-DINITROTOLUENE	380	U	
2,6-DINITROTOLUENE	380	U	
2-CHLORONAPHTHALENE	380	U	
2-CHLOROPHENOL	380	U	
2-METHYLNAPHTHALENE	380	U	
2-METHYLPHENOL	380	U	
2-NITROANILINE	760	U	
2-NITROPHENOL	380	U	
3,3'-DICHLOROBENZIDINE	380	U	
3-NITROANILINE	760	U	
4,6-DINITRO-2-METHYLPHENOL	380	U	
4-BROMOPHENYL PHENYL ETHER	380	U	
4-CHLORO-3-METHYLPHENOL	380	U	
4-CHLOROANILINE	380	U	
4-CHLOROPHENYL PHENYL ETHER	380	U	
4-METHYLPHENOL	380	U	
4-NITROANILINE	380	U	
4-NITROPHENOL	760	U	
ACENAPHTHENE	380	U	
ACENAPHTHYLENE	380	U	
ACETOPHENONE	76	U	
ANTHRACENE	380	U	
ATRAZINE	380	U	
BENZALDEHYDE	380	U	
BENZO(A)ANTHRACENE	380	U	

nsample	SB-509-0810
samp_date	11/29/2007
lab_id	A7L010179016
qc_type	NM
units	UG/KG
Pct_Solids	87.0
DUP_OF:	

Parameter	Result	Val Qual	Qual Code
BENZO(A)PYRENE	380	U	
BENZO(B)FLUORANTHENE	380	U	
BENZO(G,H,I)PERYLENE	380	U	
BENZO(K)FLUORANTHENE	380	U	
BIS(2-CHLOROETHOXY)METHANE	380	U	
BIS(2-CHLOROETHYL)ETHER	380	U	
BIS(2-ETHYLHEXYL)PHTHALATE	380	U	
BUTYL BENZYL PHTHALATE	380	U	
CAPROLACTAM	380	U	
CARBAZOLE	380	U	
CHRYSENE	380	U	
DIBENZO(A,H)ANTHRACENE	380	U	
DIBENZOFURAN	380	U	
DIETHYL PHTHALATE	380	U	
DIMETHYL PHTHALATE	380	U	
DI-N-BUTYL PHTHALATE	380	U	
DI-N-OCTYL PHTHALATE	380	U	
FLUORANTHENE	380	U	
FLUORENE	380	U	
HEXACHLOROBENZENE	380	U	
HEXACHLOROBUTADIENE	380	U	
HEXACHLOROCYCLOPENTADIENE	380	U	
HEXACHLOROETHANE	380	U	
INDENO(1,2,3-CD)PYRENE	380	U	
ISOPHORONE	380	U	
NAPHTHALENE	380	U	
NITROBENZENE	380	U	
N-NITROSODIMETHYLAMINE	380	U	
N-NITROSO-DI-N-PROPYLAMINE	380	U	
N-NITROSODIPHENYLAMINE	380	U	
PENTACHLOROPHENOL	380	U	
PHENANTHRENE	380	U	

nsample	SB-509-0810
samp_date	11/29/2007
lab_id	A7L010179016
qc_type	NM
units	UG/KG
Pct_Solids	87.0
DUP_OF:	

Parameter	Result	Val Qual	Qual Code
PHENOL	380	U	
PYRENE	380	U	

PROJ_NO: 00887

SDG: 7L01179 MEDIA: SOIL DATA FRACTION: OS

nsample	SB-510-0001
samp_date	11/28/2007
lab_id	A7L010179001
qc_type	NM
units	UG/KG
Pct_Solids	89.0
DUP_OF:	

Parameter	Result	Val Qual	Qual Code
1,1-BIPHENYL	370	U	
2,2'-OXYBIS(1-CHLOROPROPANE)	370	U	
2,4,5-TRICHLOROPHENOL	370	U	
2,4,6-TRICHLOROPHENOL	370	U	
2,4-DICHLOROPHENOL	370	U	
2,4-DIMETHYLPHENOL	370	U	
2,4-DINITROPHENOL	740	U	
2,4-DINITROTOLUENE	370	U	
2,6-DINITROTOLUENE	370	U	
2-CHLORONAPHTHALENE	370	U	
2-CHLOROPHENOL	370	U	
2-METHYLNAPHTHALENE	370	U	
2-METHYLPHENOL	370	U	
2-NITROANILINE	740	U	
2-NITROPHENOL	370	U	
3,3'-DICHLOROBENZIDINE	370	U	
3-NITROANILINE	740	U	
4,6-DINITRO-2-METHYLPHENOL	370	U	
4-BROMOPHENYL PHENYL ETHER	370	U	
4-CHLORO-3-METHYLPHENOL	370	U	
4-CHLOROANILINE	370	U	
4-CHLOROPHENYL PHENYL ETHER	370	U	
4-METHYLPHENOL	370	U	
4-NITROANILINE	370	U	
4-NITROPHENOL	740	U	
ACENAPHTHENE	370	U	
ACENAPHTHYLENE	370	U	
ACETOPHENONE	75	U	
ANTHRACENE	370	U	
ATRAZINE	370	U	
BENZALDEHYDE	370	U	
BENZO(A)ANTHRACENE	29	J	P

nsample	SB-510-0001
samp_date	11/28/2007
lab_id	A7L010179001
qc_type	NM
units	UG/KG
Pct_Solids	89.0
DUP_OF:	

Parameter	Result	Val Qual	Qual Code
BENZO(A)PYRENE	23	J	P
BENZO(B)FLUORANTHENE	41	J	P
BENZO(G,H,I)PERYLENE	16	J	P
BENZO(K)FLUORANTHENE	15	J	P
BIS(2-CHLOROETHOXY)METHANE	370	U	
BIS(2-CHLOROETHYL)ETHER	370	U	
BIS(2-ETHYLHEXYL)PHTHALATE	370	U	
BUTYL BENZYL PHTHALATE	370	U	
CAPROLACTAM	370	U	
CARBAZOLE	370	U	
CHRYSENE	34	J	P
DIBENZO(A,H)ANTHRACENE	370	U	
DIBENZOFURAN	370	U	
DIETHYL PHTHALATE	370	U	
DIMETHYL PHTHALATE	370	U	
DI-N-BUTYL PHTHALATE	370	U	
DI-N-OCTYL PHTHALATE	370	U	
FLUORANTHENE	57	J	P
FLUORENE	370	U	
HEXACHLOROBENZENE	370	U	
HEXACHLOROBUTADIENE	370	U	
HEXACHLOROCYCLOPENTADIENE	370	U	
HEXACHLOROETHANE	370	U	
INDENO(1,2,3-CD)PYRENE	13	J	P
ISOPHORONE	370	U	
NAPHTHALENE	370	U	
NITROBENZENE	370	U	
N-NITROSODIMETHYLAMINE	370	U	
N-NITROSO-DI-N-PROPYLAMINE	370	U	
N-NITROSODIPHENYLAMINE	370	U	
PENTACHLOROPHENOL	370	U	
PHENANTHRENE	25	J	P

nsample	SB-510-0001
samp_date	11/28/2007
lab_id	A7L010179001
qc_type	NM
units	UG/KG
Pct_Solids	89.0
DUP_OF:	

Parameter	Result	Val Qual	Qual Code
PHENOL	370	U	
PYRENE	44	J	P

PROJ_NO: 00887

SDG: 7L01179 MEDIA: SOIL DATA FRACTION: OS

nsample	SB-510-0406
samp_date	11/28/2007
lab_id	A7L010179002
qc_type	NM
units	UG/KG
Pct_Solids	87.0
DUP_OF:	

Parameter	Result	Val Qual	Qual Code
1,1-BIPHENYL	380	UL	R
2,2'-OXYBIS(1-CHLOROPROPANE)	380	UL	R
2,4,5-TRICHLOROPHENOL	380	UL	R
2,4,6-TRICHLOROPHENOL	380	UL	R
2,4-DICHLOROPHENOL	380	UL	R
2,4-DIMETHYLPHENOL	380	UL	R
2,4-DINITROPHENOL	760	UL	R
2,4-DINITROTOLUENE	380	UL	R
2,6-DINITROTOLUENE	380	UL	R
2-CHLORONAPHTHALENE	380	UL	R
2-CHLOROPHENOL	380	UL	DR
2-METHYLNAPHTHALENE	380	UL	R
2-METHYLPHENOL	380	UL	R
2-NITROANILINE	760	UL	R
2-NITROPHENOL	380	UL	R
3,3'-DICHLOROBENZIDINE	380	UL	R
3-NITROANILINE	760	UL	R
4,6-DINITRO-2-METHYLPHENOL	380	UL	R
4-BROMOPHENYL PHENYL ETHER	380	UL	R
4-CHLORO-3-METHYLPHENOL	380	UL	R
4-CHLOROANILINE	380	UL	R
4-CHLOROPHENYL PHENYL ETHER	380	UL	R
4-METHYLPHENOL	380	UL	R
4-NITROANILINE	380	UL	R
4-NITROPHENOL	760	UL	R
ACENAPHTHENE	380	UL	R
ACENAPHTHYLENE	380	UL	R
ACETOPHENONE	77	UL	R
ANTHRACENE	380	UL	R
ATRAZINE	380	UL	R
BENZALDEHYDE	380	UL	R
BENZO(A)ANTHRACENE	380	UL	R

nsample	SB-510-0406
samp_date	11/28/2007
lab_id	A7L010179002
qc_type	NM
units	UG/KG
Pct_Solids	87.0
DUP_OF:	

Parameter	Result	Val Qual	Qual Code
BENZO(A)PYRENE	380	UL	R
BENZO(B)FLUORANTHENE	380	UL	R
BENZO(G,H,I)PERYLENE	380	UL	R
BENZO(K)FLUORANTHENE	380	UL	R
BIS(2-CHLOROETHOXY)METHANE	380	UL	R
BIS(2-CHLOROETHYL)ETHER	380	UL	R
BIS(2-ETHYLHEXYL)PHTHALATE	380	UL	R
BUTYL BENZYL PHTHALATE	380	UL	R
CAPROLACTAM	380	UL	R
CARBAZOLE	380	UL	R
CHRYSENE	380	UL	R
DIBENZO(A,H)ANTHRACENE	380	UL	R
DIBENZOFURAN	380	UL	R
DIETHYL PHTHALATE	380	UL	R
DIMETHYL PHTHALATE	380	UL	R
DI-N-BUTYL PHTHALATE	380	UL	R
DI-N-OCTYL PHTHALATE	380	UL	R
FLUORANTHENE	380	UL	R
FLUORENE	380	UL	R
HEXACHLOROBENZENE	380	UL	R
HEXACHLOROBUTADIENE	380	UL	R
HEXACHLOROCYCLOPENTADIENE	380	UL	R
HEXACHLOROETHANE	380	UL	R
INDENO(1,2,3-CD)PYRENE	380	UL	R
ISOPHORONE	380	UL	R
NAPHTHALENE	380	UL	R
NITROBENZENE	380	UL	R
N-NITROSODIMETHYLAMINE	380	UL	R
N-NITROSO-DI-N-PROPYLAMINE	380	UL	DR
N-NITROSODIPHENYLAMINE	380	UL	R
PENTACHLOROPHENOL	380	UL	R
PHENANTHRENE	380	UL	R

nsample	SB-510-0406
samp_date	11/28/2007
lab_id	A7L010179002
qc_type	NM
units	UG/KG
Pct_Solids	87.0
DUP_OF:	

Parameter	Result	Val Qual	Qual Code
PHENOL	380	UL	R
PYRENE	380	UL	R

PROJ_NO: 00887

SDG: 7L01179 MEDIA: SOIL DATA FRACTION: OS

nsample	SB-510-0810
samp_date	11/28/2007
lab_id	A7L010179003
qc_type	NM
units	UG/KG
Pct_Solids	87.0
DUP_OF:	DUP-04

Parameter	Result	Val Qual	Qual Code
1,1-BIPHENYL	380	U	
2,2'-OXYBIS(1-CHLOROPROPANE)	380	U	
2,4,5-TRICHLOROPHENOL	380	U	
2,4,6-TRICHLOROPHENOL	380	U	
2,4-DICHLOROPHENOL	380	U	
2,4-DIMETHYLPHENOL	380	U	
2,4-DINITROPHENOL	760	U	
2,4-DINITROTOLUENE	380	U	
2,6-DINITROTOLUENE	380	U	
2-CHLORONAPHTHALENE	380	U	
2-CHLOROPHENOL	380	U	
2-METHYLNAPHTHALENE	380	U	
2-METHYLPHENOL	380	U	
2-NITROANILINE	760	U	
2-NITROPHENOL	380	U	
3,3'-DICHLOROBENZIDINE	380	U	
3-NITROANILINE	760	U	
4,6-DINITRO-2-METHYLPHENOL	380	U	
4-BROMOPHENYL PHENYL ETHER	380	U	
4-CHLORO-3-METHYLPHENOL	380	U	
4-CHLOROANILINE	380	U	
4-CHLOROPHENYL PHENYL ETHER	380	U	
4-METHYLPHENOL	380	U	
4-NITROANILINE	380	U	
4-NITROPHENOL	760	U	
ACENAPHTHENE	380	U	
ACENAPHTHYLENE	380	U	
ACETOPHENONE	77	U	
ANTHRACENE	380	U	
ATRAZINE	380	U	
BENZALDEHYDE	380	U	
BENZO(A)ANTHRACENE	34	J	P

nsample	SB-510-0810
samp_date	11/28/2007
lab_id	A7L010179003
qc_type	NM
units	UG/KG
Pct_Solids	87.0
DUP_OF:	DUP-04

Parameter	Result	Val Qual	Qual Code
BENZO(A)PYRENE	34	J	P
BENZO(B)FLUORANTHENE	64	J	P
BENZO(G,H,I)PERYLENE	27	J	P
BENZO(K)FLUORANTHENE	18	J	P
BIS(2-CHLOROETHOXY)METHANE	380	U	
BIS(2-CHLOROETHYL)ETHER	380	U	
BIS(2-ETHYLHEXYL)PHTHALATE	380	U	
BUTYL BENZYL PHTHALATE	380	U	
CAPROLACTAM	380	U	
CARBAZOLE	380	U	
CHRYSENE	42	J	P
DIBENZO(A,H)ANTHRACENE	380	U	
DIBENZOFURAN	380	U	
DIETHYL PHTHALATE	380	U	
DIMETHYL PHTHALATE	380	U	
DI-N-BUTYL PHTHALATE	380	U	
DI-N-OCTYL PHTHALATE	380	U	
FLUORANTHENE	78	J	P
FLUORENE	380	U	
HEXACHLOROBENZENE	380	U	
HEXACHLOROBUTADIENE	380	U	
HEXACHLOROCYCLOPENTADIENE	380	U	
HEXACHLOROETHANE	380	U	
INDENO(1,2,3-CD)PYRENE	24	J	P
ISOPHORONE	380	U	
NAPHTHALENE	380	U	
NITROBENZENE	380	U	
N-NITROSODIMETHYLAMINE	380	U	
N-NITROSO-DI-N-PROPYLAMINE	380	U	
N-NITROSODIPHENYLAMINE	380	U	
PENTACHLOROPHENOL	380	U	
PHENANTHRENE	25	J	P

nsample	SB-510-0810
samp_date	11/28/2007
lab_id	A7L010179003
qc_type	NM
units	UG/KG
Pct_Solids	87.0
DUP_OF:	DUP-04

Parameter	Result	Val Qual	Qual Code
PHENOL	380	U	
PYRENE	59	J	P

PROJ_NO: 00887

SDG: 7L01179 MEDIA: SOIL DATA FRACTION: OS

nsample	SB-511-0001RE
samp_date	11/29/2007
lab_id	A7L010179005
qc_type	NM
units	UG/KG
Pct_Solids	87.0
DUP_OF:	

Parameter	Result	Val Qual	Qual Code
1,1-BIPHENYL	380	U	
2,2'-OXYBIS(1-CHLOROPROPANE)	380	U	
2,4,5-TRICHLOROPHENOL	380	U	
2,4,6-TRICHLOROPHENOL	380	U	
2,4-DICHLOROPHENOL	380	U	
2,4-DIMETHYLPHENOL	380	U	
2,4-DINITROPHENOL	760	U	
2,4-DINITROTOLUENE	380	U	
2,6-DINITROTOLUENE	380	U	
2-CHLORONAPHTHALENE	380	U	
2-CHLOROPHENOL	380	U	
2-METHYLNAPHTHALENE	380	U	
2-METHYLPHENOL	380	U	
2-NITROANILINE	760	U	
2-NITROPHENOL	380	U	
3,3'-DICHLOROBENZIDINE	380	U	
3-NITROANILINE	760	U	
4,6-DINITRO-2-METHYLPHENOL	380	U	
4-BROMOPHENYL PHENYL ETHER	380	U	
4-CHLORO-3-METHYLPHENOL	380	U	
4-CHLOROANILINE	380	U	
4-CHLOROPHENYL PHENYL ETHER	380	U	
4-METHYLPHENOL	380	U	
4-NITROANILINE	380	U	
4-NITROPHENOL	760	U	
ACENAPHTHENE	380	U	
ACENAPHTHYLENE	380	U	
ACETOPHENONE	76	U	
ANTHRACENE	380	U	
ATRAZINE	380	U	
BENZALDEHYDE	380	U	
BENZO(A)ANTHRACENE	59	J	P

nsample	SB-511-0001RE
samp_date	11/29/2007
lab_id	A7L010179005
qc_type	NM
units	UG/KG
Pct_Solids	87.0
DUP_OF:	

Parameter	Result	Val Qual	Qual Code
BENZO(A)PYRENE	62	J	P
BENZO(B)FLUORANTHENE	100	J	P
BENZO(G,H,I)PERYLENE	55	J	P
BENZO(K)FLUORANTHENE	55	J	P
BIS(2-CHLOROETHOXY)METHANE	380	U	
BIS(2-CHLOROETHYL)ETHER	380	U	
BIS(2-ETHYLHEXYL)PHTHALATE	380	U	
BUTYL BENZYL PHTHALATE	380	U	
CAPROLACTAM	380	U	
CARBAZOLE	380	U	
CHRYSENE	75	J	P
DIBENZO(A,H)ANTHRACENE	14	J	P
DIBENZOFURAN	380	U	
DIETHYL PHTHALATE	380	U	
DIMETHYL PHTHALATE	380	U	
DI-N-BUTYL PHTHALATE	380	U	
DI-N-OCTYL PHTHALATE	380	U	
FLUORANTHENE	120	J	P
FLUORENE	380	U	
HEXACHLOROBENZENE	380	U	
HEXACHLOROBUTADIENE	380	U	
HEXACHLOROCYCLOPENTADIENE	380	U	
HEXACHLOROETHANE	380	U	
INDENO(1,2,3-CD)PYRENE	47	J	P
ISOPHORONE	380	U	
NAPHTHALENE	380	U	
NITROBENZENE	380	U	
N-NITROSODIMETHYLAMINE	380	U	
N-NITROSO-DI-N-PROPYLAMINE	380	U	
N-NITROSODIPHENYLAMINE	380	U	
PENTACHLOROPHENOL	380	U	
PHENANTHRENE	29	J	P

nsample	SB-511-0001RE
samp_date	11/29/2007
lab_id	A7L010179005
qc_type	NM
units	UG/KG
Pct_Solids	87.0
DUP_OF:	

Parameter	Result	Val Qual	Qual Code
PHENOL	380	U	
PYRENE	83	J	P

PROJ_NO: 00887

SDG: 7L01179 MEDIA: SOIL DATA FRACTION: OS

nsample	SB-511-0406RE
samp_date	11/29/2007
lab_id	A7L010179006
qc_type	NM
units	UG/KG
Pct_Solids	85.0
DUP_OF:	

Parameter	Result	Val Qual	Qual Code
1,1-BIPHENYL	390	U	
2,2'-OXYBIS(1-CHLOROPROPANE)	390	U	
2,4,5-TRICHLOROPHENOL	390	U	
2,4,6-TRICHLOROPHENOL	390	U	
2,4-DICHLOROPHENOL	390	U	
2,4-DIMETHYLPHENOL	390	U	
2,4-DINITROPHENOL	770	U	
2,4-DINITROTOLUENE	390	U	
2,6-DINITROTOLUENE	390	U	
2-CHLORONAPHTHALENE	390	U	
2-CHLOROPHENOL	390	U	
2-METHYLNAPHTHALENE	390	U	
2-METHYLPHENOL	390	U	
2-NITROANILINE	770	U	
2-NITROPHENOL	390	U	
3,3'-DICHLOROBENZIDINE	390	U	
3-NITROANILINE	770	U	
4,6-DINITRO-2-METHYLPHENOL	390	U	
4-BROMOPHENYL PHENYL ETHER	390	U	
4-CHLORO-3-METHYLPHENOL	390	U	
4-CHLOROANILINE	390	U	
4-CHLOROPHENYL PHENYL ETHER	390	U	
4-METHYLPHENOL	390	U	
4-NITROANILINE	390	U	
4-NITROPHENOL	770	U	
ACENAPHTHENE	390	U	
ACENAPHTHYLENE	390	U	
ACETOPHENONE	78	U	
ANTHRACENE	390	U	
ATRAZINE	390	U	
BENZALDEHYDE	390	U	
BENZO(A)ANTHRACENE	8.8	J	P

nsample	SB-511-0406RE
samp_date	11/29/2007
lab_id	A7L010179006
qc_type	NM
units	UG/KG
Pct_Solids	85.0
DUP_OF:	

Parameter	Result	Val Qual	Qual Code
BENZO(A)PYRENE	390	U	
BENZO(B)FLUORANTHENE	9.8	J	P
BENZO(G,H,I)PERYLENE	390	U	
BENZO(K)FLUORANTHENE	390	U	
BIS(2-CHLOROETHOXY)METHANE	390	U	
BIS(2-CHLOROETHYL)ETHER	390	U	
BIS(2-ETHYLHEXYL)PHTHALATE	390	U	
BUTYL BENZYL PHTHALATE	390	U	
CAPROLACTAM	390	U	
CARBAZOLE	390	U	
CHRYSENE	8.7	J	P
DIBENZO(A,H)ANTHRACENE	390	U	
DIBENZOFURAN	390	U	
DIETHYL PHTHALATE	390	U	
DIMETHYL PHTHALATE	390	U	
DI-N-BUTYL PHTHALATE	390	U	
DI-N-OCTYL PHTHALATE	390	U	
FLUORANTHENE	12	J	P
FLUORENE	390	U	
HEXACHLOROBENZENE	390	U	
HEXACHLOROBUTADIENE	390	U	
HEXACHLOROCYCLOPENTADIENE	390	U	
HEXACHLOROETHANE	390	U	
INDENO(1,2,3-CD)PYRENE	390	U	
ISOPHORONE	390	U	
NAPHTHALENE	390	U	
NITROBENZENE	390	U	
N-NITROSODIMETHYLAMINE	390	U	
N-NITROSO-DI-N-PROPYLAMINE	390	U	
N-NITROSODIPHENYLAMINE	390	U	
PENTACHLOROPHENOL	390	U	
PHENANTHRENE	390	U	

nsample	SB-511-0406RE
samp_date	11/29/2007
lab_id	A7L010179006
qc_type	NM
units	UG/KG
Pct_Solids	85.0
DUP_OF:	

Parameter	Result	Val Qual	Qual Code
PHENOL	390	U	
PYRENE	9.2	J	P

PROJ_NO: 00887

SDG: 7L01179 MEDIA: SOIL DATA FRACTION: OS

nsample	SB-511-0810RE
samp_date	11/29/2007
lab_id	A7L010179007
qc_type	NM
units	UG/KG
Pct_Solids	80.0
DUP_OF:	

Parameter	Result	Val Qual	Qual Code
1,1-BIPHENYL	410	U	
2,2'-OXYBIS(1-CHLOROPROPANE)	410	U	
2,4,5-TRICHLOROPHENOL	410	U	
2,4,6-TRICHLOROPHENOL	410	U	
2,4-DICHLOROPHENOL	410	U	
2,4-DIMETHYLPHENOL	410	U	
2,4-DINITROPHENOL	830	U	
2,4-DINITROTOLUENE	410	U	
2,6-DINITROTOLUENE	410	U	
2-CHLORONAPHTHALENE	410	U	
2-CHLOROPHENOL	410	U	
2-METHYLNAPHTHALENE	410	U	
2-METHYLPHENOL	410	U	
2-NITROANILINE	830	U	
2-NITROPHENOL	410	U	
3,3'-DICHLOROBENZIDINE	410	U	
3-NITROANILINE	830	U	
4,6-DINITRO-2-METHYLPHENOL	410	U	
4-BROMOPHENYL PHENYL ETHER	410	U	
4-CHLORO-3-METHYLPHENOL	410	U	
4-CHLOROANILINE	410	U	
4-CHLOROPHENYL PHENYL ETHER	410	U	
4-METHYLPHENOL	410	U	
4-NITROANILINE	410	U	
4-NITROPHENOL	830	U	
ACENAPHTHENE	410	U	
ACENAPHTHYLENE	410	U	
ACETOPHENONE	83	U	
ANTHRACENE	410	U	
ATRAZINE	410	U	
BENZALDEHYDE	410	U	
BENZO(A)ANTHRACENE	410	U	

nsample	SB-511-0810RE
samp_date	11/29/2007
lab_id	A7L010179007
qc_type	NM
units	UG/KG
Pct_Solids	80.0
DUP_OF:	

Parameter	Result	Val Qual	Qual Code
BENZO(A)PYRENE	410	U	
BENZO(B)FLUORANTHENE	410	U	
BENZO(G,H,I)PERYLENE	410	U	
BENZO(K)FLUORANTHENE	410	U	
BIS(2-CHLOROETHOXY)METHANE	410	U	
BIS(2-CHLOROETHYL)ETHER	410	U	
BIS(2-ETHYLHEXYL)PHTHALATE	410	U	
BUTYL BENZYL PHTHALATE	410	U	
CAPROLACTAM	410	U	
CARBAZOLE	410	U	
CHRYSENE	410	U	
DIBENZO(A,H)ANTHRACENE	410	U	
DIBENZOFURAN	410	U	
DIETHYL PHTHALATE	410	U	
DIMETHYL PHTHALATE	410	U	
DI-N-BUTYL PHTHALATE	410	U	
DI-N-OCTYL PHTHALATE	410	U	
FLUORANTHENE	9.2	J	P
FLUORENE	410	U	
HEXACHLOROBENZENE	410	U	
HEXACHLOROBUTADIENE	410	U	
HEXACHLOROCYCLOPENTADIENE	410	U	
HEXACHLOROETHANE	410	U	
INDENO(1,2,3-CD)PYRENE	410	U	
ISOPHORONE	410	U	
NAPHTHALENE	410	U	
NITROBENZENE	410	U	
N-NITROSODIMETHYLAMINE	410	U	
N-NITROSO-DI-N-PROPYLAMINE	410	U	
N-NITROSODIPHENYLAMINE	410	U	
PENTACHLOROPHENOL	410	U	
PHENANTHRENE	410	U	

nsample	SB-511-0810RE
samp_date	11/29/2007
lab_id	A7L010179007
qc_type	NM
units	UG/KG
Pct_Solids	80.0
DUP_OF:	

Parameter	Result	Val Qual	Qual Code
PHENOL	410	U	
PYRENE	410	U	

PROJ_NO: 00887

SDG: 7L01179 MEDIA: SOIL DATA FRACTION: OS

nsample	SB-512-0001
samp_date	11/29/2007
lab_id	A7L010179008
qc_type	NM
units	UG/KG
Pct_Solids	89.0
DUP_OF:	

Parameter	Result	Val Qual	Qual Code
1,1-BIPHENYL	370	U	
2,2'-OXYBIS(1-CHLOROPROPANE)	370	U	
2,4,5-TRICHLOROPHENOL	370	U	
2,4,6-TRICHLOROPHENOL	370	U	
2,4-DICHLOROPHENOL	370	U	
2,4-DIMETHYLPHENOL	370	U	
2,4-DINITROPHENOL	750	U	
2,4-DINITROTOLUENE	370	U	
2,6-DINITROTOLUENE	370	U	
2-CHLORONAPHTHALENE	370	U	
2-CHLOROPHENOL	370	U	
2-METHYLNAPHTHALENE	370	U	
2-METHYLPHENOL	370	U	
2-NITROANILINE	750	U	
2-NITROPHENOL	370	U	
3,3'-DICHLOROBENZIDINE	370	U	
3-NITROANILINE	750	U	
4,6-DINITRO-2-METHYLPHENOL	370	U	
4-BROMOPHENYL PHENYL ETHER	370	U	
4-CHLORO-3-METHYLPHENOL	370	U	
4-CHLOROANILINE	370	U	
4-CHLOROPHENYL PHENYL ETHER	370	U	
4-METHYLPHENOL	370	U	
4-NITROANILINE	370	U	
4-NITROPHENOL	750	U	
ACENAPHTHENE	370	U	
ACENAPHTHYLENE	370	U	
ACETOPHENONE	75	U	
ANTHRACENE	370	U	
ATRAZINE	370	U	
BENZALDEHYDE	370	U	
BENZO(A)ANTHRACENE	22	J	P

nsample	SB-512-0001
samp_date	11/29/2007
lab_id	A7L010179008
qc_type	NM
units	UG/KG
Pct_Solids	89.0
DUP_OF:	

Parameter	Result	Val Qual	Qual Code
BENZO(A)PYRENE	17	J	P
BENZO(B)FLUORANTHENE	37	J	P
BENZO(G,H,I)PERYLENE	16	J	P
BENZO(K)FLUORANTHENE	370	U	
BIS(2-CHLOROETHOXY)METHANE	370	U	
BIS(2-CHLOROETHYL)ETHER	370	U	
BIS(2-ETHYLHEXYL)PHTHALATE	370	U	
BUTYL BENZYL PHTHALATE	370	U	
CAPROLACTAM	370	U	
CARBAZOLE	370	U	
CHRYSENE	24	J	P
DIBENZO(A,H)ANTHRACENE	370	U	
DIBENZOFURAN	370	U	
DIETHYL PHTHALATE	370	U	
DIMETHYL PHTHALATE	370	U	
DI-N-BUTYL PHTHALATE	370	U	
DI-N-OCTYL PHTHALATE	370	U	
FLUORANTHENE	61	J	P
FLUORENE	370	U	
HEXACHLOROBENZENE	370	U	
HEXACHLOROBUTADIENE	370	U	
HEXACHLOROCYCLOPENTADIENE	370	U	
HEXACHLOROETHANE	370	U	
INDENO(1,2,3-CD)PYRENE	14	J	P
ISOPHORONE	370	U	
NAPHTHALENE	370	U	
NITROBENZENE	370	U	
N-NITROSODIMETHYLAMINE	370	U	
N-NITROSO-DI-N-PROPYLAMINE	370	U	
N-NITROSODIPHENYLAMINE	370	U	
PENTACHLOROPHENOL	370	U	
PHENANTHRENE	59	J	P

nsample	SB-512-0001
samp_date	11/29/2007
lab_id	A7L010179008
qc_type	NM
units	UG/KG
Pct_Solids	89.0
DUP_OF:	

Parameter	Result	Val Qual	Qual Code
PHENOL	370	U	
PYRENE	47	J	P

PROJ_NO: 00887

SDG: 7L01179 MEDIA: SOIL DATA FRACTION: OS

nsample	SB-512-0406RE
samp_date	11/29/2007
lab_id	A7L010179009
qc_type	NM
units	UG/KG
Pct_Solids	88.0
DUP_OF:	

Parameter	Result	Val Qual	Qual Code
1,1-BIPHENYL	380	U	
2,2'-OXYBIS(1-CHLOROPROPANE)	380	U	
2,4,5-TRICHLOROPHENOL	380	U	
2,4,6-TRICHLOROPHENOL	380	U	
2,4-DICHLOROPHENOL	380	U	
2,4-DIMETHYLPHENOL	380	U	
2,4-DINITROPHENOL	750	U	
2,4-DINITROTOLUENE	380	U	
2,6-DINITROTOLUENE	380	U	
2-CHLORONAPHTHALENE	380	U	
2-CHLOROPHENOL	380	U	
2-METHYLNAPHTHALENE	380	U	
2-METHYLPHENOL	380	U	
2-NITROANILINE	750	U	
2-NITROPHENOL	380	U	
3,3'-DICHLOROBENZIDINE	380	U	
3-NITROANILINE	750	U	
4,6-DINITRO-2-METHYLPHENOL	380	U	
4-BROMOPHENYL PHENYL ETHER	380	U	
4-CHLORO-3-METHYLPHENOL	380	U	
4-CHLOROANILINE	380	U	
4-CHLOROPHENYL PHENYL ETHER	380	U	
4-METHYLPHENOL	380	U	
4-NITROANILINE	380	U	
4-NITROPHENOL	750	U	
ACENAPHTHENE	380	U	
ACENAPHTHYLENE	380	U	
ACETOPHENONE	76	U	
ANTHRACENE	380	U	
ATRAZINE	380	U	
BENZALDEHYDE	380	U	
BENZO(A)ANTHRACENE	380	U	

nsample	SB-512-0406RE
samp_date	11/29/2007
lab_id	A7L010179009
qc_type	NM
units	UG/KG
Pct_Solids	88.0
DUP_OF:	

Parameter	Result	Val Qual	Qual Code
BENZO(A)PYRENE	380	U	
BENZO(B)FLUORANTHENE	380	U	
BENZO(G,H,I)PERYLENE	380	U	
BENZO(K)FLUORANTHENE	380	U	
BIS(2-CHLOROETHOXY)METHANE	380	U	
BIS(2-CHLOROETHYL)ETHER	380	U	
BIS(2-ETHYLHEXYL)PHTHALATE	380	U	
BUTYL BENZYL PHTHALATE	380	U	
CAPROLACTAM	380	U	
CARBAZOLE	380	U	
CHRYSENE	380	U	
DIBENZO(A,H)ANTHRACENE	380	U	
DIBENZOFURAN	380	U	
DIETHYL PHTHALATE	380	U	
DIMETHYL PHTHALATE	380	U	
DI-N-BUTYL PHTHALATE	380	U	
DI-N-OCTYL PHTHALATE	380	U	
FLUORANTHENE	380	U	
FLUORENE	380	U	
HEXACHLOROBENZENE	380	U	
HEXACHLOROBUTADIENE	380	U	
HEXACHLOROCYCLOPENTADIENE	380	U	
HEXACHLOROETHANE	380	U	
INDENO(1,2,3-CD)PYRENE	380	U	
ISOPHORONE	380	U	
NAPHTHALENE	380	U	
NITROBENZENE	380	U	
N-NITROSODIMETHYLAMINE	380	U	
N-NITROSO-DI-N-PROPYLAMINE	380	U	
N-NITROSODIPHENYLAMINE	380	U	
PENTACHLOROPHENOL	380	U	
PHENANTHRENE	380	U	

nsample	SB-512-0406RE
samp_date	11/29/2007
lab_id	A7L010179009
qc_type	NM
units	UG/KG
Pct_Solids	88.0
DUP_OF:	

Parameter	Result	Val Qual	Qual Code
PHENOL	380	U	
PYRENE	380	U	

PROJ_NO: 00887

SDG: 7L01179 MEDIA: SOIL DATA FRACTION: OS

nsample	SB-512-0810
samp_date	11/29/2007
lab_id	A7L010179010
qc_type	NM
units	UG/KG
Pct_Solids	80.0
DUP_OF:	DUP-05

Parameter	Result	Val Qual	Qual Code
1,1-BIPHENYL	410	U	
2,2'-OXYBIS(1-CHLOROPROPANE)	410	U	
2,4,5-TRICHLOROPHENOL	410	U	
2,4,6-TRICHLOROPHENOL	410	U	
2,4-DICHLOROPHENOL	410	U	
2,4-DIMETHYLPHENOL	410	U	
2,4-DINITROPHENOL	830	U	
2,4-DINITROTOLUENE	410	U	
2,6-DINITROTOLUENE	410	U	
2-CHLORONAPHTHALENE	410	U	
2-CHLOROPHENOL	410	U	
2-METHYLNAPHTHALENE	410	U	
2-METHYLPHENOL	410	U	
2-NITROANILINE	830	U	
2-NITROPHENOL	410	U	
3,3'-DICHLOROBENZIDINE	410	U	
3-NITROANILINE	830	U	
4,6-DINITRO-2-METHYLPHENOL	410	U	
4-BROMOPHENYL PHENYL ETHER	410	U	
4-CHLORO-3-METHYLPHENOL	410	U	
4-CHLOROANILINE	410	U	
4-CHLOROPHENYL PHENYL ETHER	410	U	
4-METHYLPHENOL	410	U	
4-NITROANILINE	410	U	
4-NITROPHENOL	830	U	
ACENAPHTHENE	410	U	
ACENAPHTHYLENE	410	U	
ACETOPHENONE	84	U	
ANTHRACENE	410	U	
ATRAZINE	410	U	
BENZALDEHYDE	410	U	
BENZO(A)ANTHRACENE	63	J	GP

nsample	SB-512-0810
samp_date	11/29/2007
lab_id	A7L010179010
qc_type	NM
units	UG/KG
Pct_Solids	80.0
DUP_OF:	DUP-05

Parameter	Result	Val Qual	Qual Code
BENZO(A)PYRENE	75	J	GP
BENZO(B)FLUORANTHENE	98	J	GP
BENZO(G,H,I)PERYLENE	68	J	GP
BENZO(K)FLUORANTHENE	410	U	
BIS(2-CHLOROETHOXY)METHANE	410	U	
BIS(2-CHLOROETHYL)ETHER	410	U	
BIS(2-ETHYLHEXYL)PHTHALATE	410	U	
BUTYL BENZYL PHTHALATE	410	U	
CAPROLACTAM	410	U	
CARBAZOLE	410	U	
CHRYSENE	79	J	GP
DIBENZO(A,H)ANTHRACENE	410	U	
DIBENZOFURAN	410	U	
DIETHYL PHTHALATE	410	U	
DIMETHYL PHTHALATE	410	U	
DI-N-BUTYL PHTHALATE	410	U	
DI-N-OCTYL PHTHALATE	410	U	
FLUORANTHENE	120	J	GP
FLUORENE	410	U	
HEXACHLOROBENZENE	410	U	
HEXACHLOROBUTADIENE	410	U	
HEXACHLOROCYCLOPENTADIENE	410	U	
HEXACHLOROETHANE	410	U	
INDENO(1,2,3-CD)PYRENE	48	J	GP
ISOPHORONE	410	U	
NAPHTHALENE	410	U	
NITROBENZENE	410	U	
N-NITROSODIMETHYLAMINE	410	U	
N-NITROSO-DI-N-PROPYLAMINE	410	U	
N-NITROSODIPHENYLAMINE	410	U	
PENTACHLOROPHENOL	410	U	
PHENANTHRENE	90	J	GP

nsample	SB-512-0810
samp_date	11/29/2007
lab_id	A7L010179010
qc_type	NM
units	UG/KG
Pct_Solids	80.0
DUP_OF:	DUP-05

Parameter	Result	Val Qual	Qual Code
PHENOL	410	U	
PYRENE	140	J	GP

PROJ_NO: 00887

SDG: 7L01179 MEDIA: SOIL DATA FRACTION: OS

nsample	SB-513-0001
samp_date	11/29/2007
lab_id	A7L010179011
qc_type	NM
units	UG/KG
Pct_Solids	85.0
DUP_OF:	

Parameter	Result	Val Qual	Qual Code
1,1-BIPHENYL	390	U	
2,2'-OXYBIS(1-CHLOROPROPANE)	390	U	
2,4,5-TRICHLOROPHENOL	390	U	
2,4,6-TRICHLOROPHENOL	390	U	
2,4-DICHLOROPHENOL	390	U	
2,4-DIMETHYLPHENOL	390	U	
2,4-DINITROPHENOL	770	U	
2,4-DINITROTOLUENE	390	U	
2,6-DINITROTOLUENE	390	U	
2-CHLORONAPHTHALENE	390	U	
2-CHLOROPHENOL	390	U	
2-METHYLNAPHTHALENE	390	U	
2-METHYLPHENOL	390	U	
2-NITROANILINE	770	U	
2-NITROPHENOL	390	U	
3,3'-DICHLOROBENZIDINE	390	U	
3-NITROANILINE	770	U	
4,6-DINITRO-2-METHYLPHENOL	390	U	
4-BROMOPHENYL PHENYL ETHER	390	U	
4-CHLORO-3-METHYLPHENOL	390	U	
4-CHLOROANILINE	390	U	
4-CHLOROPHENYL PHENYL ETHER	390	U	
4-METHYLPHENOL	390	U	
4-NITROANILINE	390	U	
4-NITROPHENOL	770	U	
ACENAPHTHENE	390	U	
ACENAPHTHYLENE	390	U	
ACETOPHENONE	78	U	
ANTHRACENE	390	U	
ATRAZINE	390	U	
BENZALDEHYDE	390	U	
BENZO(A)ANTHRACENE	390	U	

nsample	SB-513-0001
samp_date	11/29/2007
lab_id	A7L010179011
qc_type	NM
units	UG/KG
Pct_Solids	85.0
DUP_OF:	

Parameter	Result	Val Qual	Qual Code
BENZO(A)PYRENE	390	U	
BENZO(B)FLUORANTHENE	15	J	P
BENZO(G,H,I)PERYLENE	390	U	
BENZO(K)FLUORANTHENE	390	U	
BIS(2-CHLOROETHOXY)METHANE	390	U	
BIS(2-CHLOROETHYL)ETHER	390	U	
BIS(2-ETHYLHEXYL)PHTHALATE	390	U	
BUTYL BENZYL PHTHALATE	390	U	
CAPROLACTAM	390	U	
CARBAZOLE	390	U	
CHRYSENE	390	U	
DIBENZO(A,H)ANTHRACENE	390	U	
DIBENZOFURAN	390	U	
DIETHYL PHTHALATE	390	U	
DIMETHYL PHTHALATE	390	U	
DI-N-BUTYL PHTHALATE	390	U	
DI-N-OCTYL PHTHALATE	390	U	
FLUORANTHENE	9.5	J	P
FLUORENE	390	U	
HEXACHLOROBENZENE	390	U	
HEXACHLOROBUTADIENE	390	U	
HEXACHLOROCYCLOPENTADIENE	390	U	
HEXACHLOROETHANE	390	U	
INDENO(1,2,3-CD)PYRENE	390	U	
ISOPHORONE	390	U	
NAPHTHALENE	390	U	
NITROBENZENE	390	U	
N-NITROSODIMETHYLAMINE	390	U	
N-NITROSO-DI-N-PROPYLAMINE	390	U	
N-NITROSODIPHENYLAMINE	390	U	
PENTACHLOROPHENOL	390	U	
PHENANTHRENE	390	U	

nsample	SB-513-0001
samp_date	11/29/2007
lab_id	A7L010179011
qc_type	NM
units	UG/KG
Pct_Solids	85.0
DUP_OF:	

Parameter	Result	Val Qual	Qual Code
PHENOL	390	U	
PYRENE	390	U	

PROJ_NO: 00887

SDG: 7L01179 MEDIA: SOIL DATA FRACTION: OS

nsample	SB-513-0406
samp_date	11/29/2007
lab_id	A7L010179012
qc_type	NM
units	UG/KG
Pct_Solids	85.0
DUP_OF:	

Parameter	Result	Val Qual	Qual Code
1,1-BIPHENYL	390	U	
2,2'-OXYBIS(1-CHLOROPROPANE)	390	U	
2,4,5-TRICHLOROPHENOL	390	U	
2,4,6-TRICHLOROPHENOL	390	U	
2,4-DICHLOROPHENOL	390	U	
2,4-DIMETHYLPHENOL	390	U	
2,4-DINITROPHENOL	770	U	
2,4-DINITROTOLUENE	390	U	
2,6-DINITROTOLUENE	390	U	
2-CHLORONAPHTHALENE	390	U	
2-CHLOROPHENOL	390	U	
2-METHYLNAPHTHALENE	390	U	
2-METHYLPHENOL	390	U	
2-NITROANILINE	770	U	
2-NITROPHENOL	390	U	
3,3'-DICHLOROBENZIDINE	390	U	
3-NITROANILINE	770	U	
4,6-DINITRO-2-METHYLPHENOL	390	U	
4-BROMOPHENYL PHENYL ETHER	390	U	
4-CHLORO-3-METHYLPHENOL	390	U	
4-CHLOROANILINE	390	U	
4-CHLOROPHENYL PHENYL ETHER	390	U	
4-METHYLPHENOL	390	U	
4-NITROANILINE	390	U	
4-NITROPHENOL	770	U	
ACENAPHTHENE	390	U	
ACENAPHTHYLENE	390	U	
ACETOPHENONE	78	U	
ANTHRACENE	390	U	
ATRAZINE	390	U	
BENZALDEHYDE	390	U	
BENZO(A)ANTHRACENE	390	U	

nsample	SB-513-0406
samp_date	11/29/2007
lab_id	A7L010179012
qc_type	NM
units	UG/KG
Pct_Solids	85.0
DUP_OF:	

Parameter	Result	Val Qual	Qual Code
BENZO(A)PYRENE	390	U	
BENZO(B)FLUORANTHENE	10	J	P
BENZO(G,H,I)PERYLENE	390	U	
BENZO(K)FLUORANTHENE	390	U	
BIS(2-CHLOROETHOXY)METHANE	390	U	
BIS(2-CHLOROETHYL)ETHER	390	U	
BIS(2-ETHYLHEXYL)PHTHALATE	390	U	
BUTYL BENZYL PHTHALATE	390	U	
CAPROLACTAM	390	U	
CARBAZOLE	390	U	
CHRYSENE	390	U	
DIBENZO(A,H)ANTHRACENE	390	U	
DIBENZOFURAN	390	U	
DIETHYL PHTHALATE	390	U	
DIMETHYL PHTHALATE	390	U	
DI-N-BUTYL PHTHALATE	390	U	
DI-N-OCTYL PHTHALATE	390	U	
FLUORANTHENE	390	U	
FLUORENE	390	U	
HEXACHLOROBENZENE	390	U	
HEXACHLOROBUTADIENE	390	U	
HEXACHLOROCYCLOPENTADIENE	390	U	
HEXACHLOROETHANE	390	U	
INDENO(1,2,3-CD)PYRENE	390	U	
ISOPHORONE	390	U	
NAPHTHALENE	390	U	
NITROBENZENE	390	U	
N-NITROSODIMETHYLAMINE	390	U	
N-NITROSO-DI-N-PROPYLAMINE	390	U	
N-NITROSODIPHENYLAMINE	390	U	
PENTACHLOROPHENOL	390	U	
PHENANTHRENE	390	U	

nsample	SB-513-0406
samp_date	11/29/2007
lab_id	A7L010179012
qc_type	NM
units	UG/KG
Pct_Solids	85.0
DUP_OF:	

Parameter	Result	Val Qual	Qual Code
PHENOL	390	U	
PYRENE	390	U	

PROJ_NO: 00887

SDG: 7L01179 MEDIA: SOIL DATA FRACTION: OS

nsample	SB-513-0810
samp_date	11/29/2007
lab_id	A7L010179013
qc_type	NM
units	UG/KG
Pct_Solids	86.0
DUP_OF:	

Parameter	Result	Val Qual	Qual Code
1,1-BIPHENYL	390	U	
2,2'-OXYBIS(1-CHLOROPROPANE)	390	U	
2,4,5-TRICHLOROPHENOL	390	U	
2,4,6-TRICHLOROPHENOL	390	U	
2,4-DICHLOROPHENOL	390	U	
2,4-DIMETHYLPHENOL	390	U	
2,4-DINITROPHENOL	770	U	
2,4-DINITROTOLUENE	390	U	
2,6-DINITROTOLUENE	390	U	
2-CHLORONAPHTHALENE	390	U	
2-CHLOROPHENOL	390	U	
2-METHYLNAPHTHALENE	390	U	
2-METHYLPHENOL	390	U	
2-NITROANILINE	770	U	
2-NITROPHENOL	390	U	
3,3'-DICHLOROBENZIDINE	390	U	
3-NITROANILINE	770	U	
4,6-DINITRO-2-METHYLPHENOL	390	U	
4-BROMOPHENYL PHENYL ETHER	390	U	
4-CHLORO-3-METHYLPHENOL	390	U	
4-CHLOROANILINE	390	U	
4-CHLOROPHENYL PHENYL ETHER	390	U	
4-METHYLPHENOL	390	U	
4-NITROANILINE	390	U	
4-NITROPHENOL	770	U	
ACENAPHTHENE	390	U	
ACENAPHTHYLENE	390	U	
ACETOPHENONE	78	U	
ANTHRACENE	390	U	
ATRAZINE	390	U	
BENZALDEHYDE	390	U	
BENZO(A)ANTHRACENE	390	U	

nsample	SB-513-0810
samp_date	11/29/2007
lab_id	A7L010179013
qc_type	NM
units	UG/KG
Pct_Solids	86.0
DUP_OF:	

Parameter	Result	Val Qual	Qual Code
BENZO(A)PYRENE	390	U	
BENZO(B)FLUORANTHENE	390	U	
BENZO(G,H,I)PERYLENE	390	U	
BENZO(K)FLUORANTHENE	390	U	
BIS(2-CHLOROETHOXY)METHANE	390	U	
BIS(2-CHLOROETHYL)ETHER	390	U	
BIS(2-ETHYLHEXYL)PHTHALATE	390	U	
BUTYL BENZYL PHTHALATE	390	U	
CAPROLACTAM	390	U	
CARBAZOLE	390	U	
CHRYSENE	390	U	
DIBENZO(A,H)ANTHRACENE	390	U	
DIBENZOFURAN	390	U	
DIETHYL PHTHALATE	390	U	
DIMETHYL PHTHALATE	390	U	
DI-N-BUTYL PHTHALATE	390	U	
DI-N-OCTYL PHTHALATE	390	U	
FLUORANTHENE	390	U	
FLUORENE	390	U	
HEXACHLOROBENZENE	390	U	
HEXACHLOROBUTADIENE	390	U	
HEXACHLOROCYCLOPENTADIENE	390	U	
HEXACHLOROETHANE	390	U	
INDENO(1,2,3-CD)PYRENE	390	U	
ISOPHORONE	390	U	
NAPHTHALENE	390	U	
NITROBENZENE	390	U	
N-NITROSODIMETHYLAMINE	390	U	
N-NITROSO-DI-N-PROPYLAMINE	390	U	
N-NITROSODIPHENYLAMINE	390	U	
PENTACHLOROPHENOL	390	U	
PHENANTHRENE	390	U	

nsample	SB-513-0810
samp_date	11/29/2007
lab_id	A7L010179013
qc_type	NM
units	UG/KG
Pct_Solids	86.0
DUP_OF:	

Parameter	Result	Val Qual	Qual Code
PHENOL	390	U	
PYRENE	390	U	

PROJ_NO: 00887

SDG: 7L01179 MEDIA: SOIL DATA FRACTION: OS

nsample	SB-514-0001
samp_date	11/29/2007
lab_id	A7L010179017
qc_type	NM
units	UG/KG
Pct_Solids	86.0
DUP_OF:	

Parameter	Result	Val Qual	Qual Code
1,1-BIPHENYL	380	U	
2,2'-OXYBIS(1-CHLOROPROPANE)	380	U	
2,4,5-TRICHLOROPHENOL	380	U	
2,4,6-TRICHLOROPHENOL	380	U	
2,4-DICHLOROPHENOL	380	U	
2,4-DIMETHYLPHENOL	380	U	
2,4-DINITROPHENOL	760	U	
2,4-DINITROTOLUENE	380	U	
2,6-DINITROTOLUENE	380	U	
2-CHLORONAPHTHALENE	380	U	
2-CHLOROPHENOL	380	U	
2-METHYLNAPHTHALENE	380	U	
2-METHYLPHENOL	380	U	
2-NITROANILINE	760	U	
2-NITROPHENOL	380	U	
3,3'-DICHLOROBENZIDINE	380	U	
3-NITROANILINE	760	U	
4,6-DINITRO-2-METHYLPHENOL	380	U	
4-BROMOPHENYL PHENYL ETHER	380	U	
4-CHLORO-3-METHYLPHENOL	380	U	
4-CHLOROANILINE	380	U	
4-CHLOROPHENYL PHENYL ETHER	380	U	
4-METHYLPHENOL	380	U	
4-NITROANILINE	380	U	
4-NITROPHENOL	760	U	
ACENAPHTHENE	380	U	
ACENAPHTHYLENE	380	U	
ACETOPHENONE	77	U	
ANTHRACENE	380	U	
ATRAZINE	380	U	
BENZALDEHYDE	380	U	
BENZO(A)ANTHRACENE	380	U	

nsample	SB-514-0001
samp_date	11/29/2007
lab_id	A7L010179017
qc_type	NM
units	UG/KG
Pct_Solids	86.0
DUP_OF:	

Parameter	Result	Val Qual	Qual Code
BENZO(A)PYRENE	380	U	
BENZO(B)FLUORANTHENE	380	U	
BENZO(G,H,I)PERYLENE	380	U	
BENZO(K)FLUORANTHENE	380	U	
BIS(2-CHLOROETHOXY)METHANE	380	U	
BIS(2-CHLOROETHYL)ETHER	380	U	
BIS(2-ETHYLHEXYL)PHTHALATE	380	U	
BUTYL BENZYL PHTHALATE	380	U	
CAPROLACTAM	380	U	
CARBAZOLE	380	U	
CHRYSENE	380	U	
DIBENZO(A,H)ANTHRACENE	380	U	
DIBENZOFURAN	380	U	
DIETHYL PHTHALATE	380	U	
DIMETHYL PHTHALATE	380	U	
DI-N-BUTYL PHTHALATE	380	U	
DI-N-OCTYL PHTHALATE	380	U	
FLUORANTHENE	380	U	
FLUORENE	380	U	
HEXACHLOROBENZENE	380	U	
HEXACHLOROBUTADIENE	380	U	
HEXACHLOROCYCLOPENTADIENE	380	U	
HEXACHLOROETHANE	380	U	
INDENO(1,2,3-CD)PYRENE	380	U	
ISOPHORONE	380	U	
NAPHTHALENE	380	U	
NITROBENZENE	380	U	
N-NITROSODIMETHYLAMINE	380	U	
N-NITROSO-DI-N-PROPYLAMINE	380	U	
N-NITROSODIPHENYLAMINE	380	U	
PENTACHLOROPHENOL	380	U	
PHENANTHRENE	380	U	

nsample	SB-514-0001
samp_date	11/29/2007
lab_id	A7L010179017
qc_type	NM
units	UG/KG
Pct_Solids	86.0
DUP_OF:	

Parameter	Result	Val Qual	Qual Code
PHENOL	380	U	
PYRENE	380	U	

PROJ_NO: 00887

SDG: 7L01179 MEDIA: SOIL DATA FRACTION: OS

nsample	SB-514-0406
samp_date	11/29/2007
lab_id	A7L010179018
qc_type	NM
units	UG/KG
Pct_Solids	83.0
DUP_OF:	

Parameter	Result	Val Qual	Qual Code
1,1-BIPHENYL	400	U	
2,2'-OXYBIS(1-CHLOROPROPANE)	400	U	
2,4,5-TRICHLOROPHENOL	400	U	
2,4,6-TRICHLOROPHENOL	400	U	
2,4-DICHLOROPHENOL	400	U	
2,4-DIMETHYLPHENOL	400	U	
2,4-DINITROPHENOL	800	U	
2,4-DINITROTOLUENE	400	U	
2,6-DINITROTOLUENE	400	U	
2-CHLORONAPHTHALENE	400	U	
2-CHLOROPHENOL	400	U	
2-METHYLNAPHTHALENE	400	U	
2-METHYLPHENOL	400	U	
2-NITROANILINE	800	U	
2-NITROPHENOL	400	U	
3,3'-DICHLOROBENZIDINE	400	U	
3-NITROANILINE	800	U	
4,6-DINITRO-2-METHYLPHENOL	400	U	
4-BROMOPHENYL PHENYL ETHER	400	U	
4-CHLORO-3-METHYLPHENOL	400	U	
4-CHLOROANILINE	400	U	
4-CHLOROPHENYL PHENYL ETHER	400	U	
4-METHYLPHENOL	400	U	
4-NITROANILINE	400	U	
4-NITROPHENOL	800	U	
ACENAPHTHENE	400	U	
ACENAPHTHYLENE	400	U	
ACETOPHENONE	81	U	
ANTHRACENE	400	U	
ATRAZINE	400	U	
BENZALDEHYDE	400	U	
BENZO(A)ANTHRACENE	400	U	

nsample	SB-514-0406
samp_date	11/29/2007
lab_id	A7L010179018
qc_type	NM
units	UG/KG
Pct_Solids	83.0
DUP_OF:	

Parameter	Result	Val Qual	Qual Code
BENZO(A)PYRENE	400	U	
BENZO(B)FLUORANTHENE	400	U	
BENZO(G,H,I)PERYLENE	400	U	
BENZO(K)FLUORANTHENE	400	U	
BIS(2-CHLOROETHOXY)METHANE	400	U	
BIS(2-CHLOROETHYL)ETHER	400	U	
BIS(2-ETHYLHEXYL)PHTHALATE	400	U	
BUTYL BENZYL PHTHALATE	400	U	
CAPROLACTAM	400	U	
CARBAZOLE	400	U	
CHRYSENE	400	U	
DIBENZO(A,H)ANTHRACENE	400	U	
DIBENZOFURAN	400	U	
DIETHYL PHTHALATE	400	U	
DIMETHYL PHTHALATE	400	U	
DI-N-BUTYL PHTHALATE	400	U	
DI-N-OCTYL PHTHALATE	400	U	
FLUORANTHENE	400	U	
FLUORENE	400	U	
HEXACHLOROBENZENE	400	U	
HEXACHLOROBUTADIENE	400	U	
HEXACHLOROCYCLOPENTADIENE	400	U	
HEXACHLOROETHANE	400	U	
INDENO(1,2,3-CD)PYRENE	400	U	
ISOPHORONE	400	U	
NAPHTHALENE	400	U	
NITROBENZENE	400	U	
N-NITROSODIMETHYLAMINE	400	U	
N-NITROSO-DI-N-PROPYLAMINE	400	U	
N-NITROSODIPHENYLAMINE	400	U	
PENTACHLOROPHENOL	400	U	
PHENANTHRENE	400	U	

nsample	SB-514-0406
samp_date	11/29/2007
lab_id	A7L010179018
qc_type	NM
units	UG/KG
Pct_Solids	83.0
DUP_OF:	

Parameter	Result	Val Qual	Qual Code
PHENOL	400	U	
PYRENE	400	U	

PROJ_NO: 00887

SDG: 7L01179 MEDIA: SOIL DATA FRACTION: OS

nsample	SB-514-0810
samp_date	11/29/2007
lab_id	A7L010179019
qc_type	NM
units	UG/KG
Pct_Solids	84.0
DUP_OF:	DUP-06

Parameter	Result	Val Qual	Qual Code
1,1-BIPHENYL	390	U	
2,2'-OXYBIS(1-CHLOROPROPANE)	390	U	
2,4,5-TRICHLOROPHENOL	390	U	
2,4,6-TRICHLOROPHENOL	390	U	
2,4-DICHLOROPHENOL	390	U	
2,4-DIMETHYLPHENOL	390	U	
2,4-DINITROPHENOL	780	U	
2,4-DINITROTOLUENE	390	U	
2,6-DINITROTOLUENE	390	U	
2-CHLORONAPHTHALENE	390	U	
2-CHLOROPHENOL	390	U	
2-METHYLNAPHTHALENE	390	U	
2-METHYLPHENOL	390	U	
2-NITROANILINE	780	U	
2-NITROPHENOL	390	U	
3,3'-DICHLOROBENZIDINE	390	U	
3-NITROANILINE	780	U	
4,6-DINITRO-2-METHYLPHENOL	390	U	
4-BROMOPHENYL PHENYL ETHER	390	U	
4-CHLORO-3-METHYLPHENOL	390	U	
4-CHLOROANILINE	390	U	
4-CHLOROPHENYL PHENYL ETHER	390	U	
4-METHYLPHENOL	390	U	
4-NITROANILINE	390	U	
4-NITROPHENOL	780	U	
ACENAPHTHENE	390	U	
ACENAPHTHYLENE	390	U	
ACETOPHENONE	79	U	
ANTHRACENE	390	U	
ATRAZINE	390	U	
BENZALDEHYDE	390	U	
BENZO(A)ANTHRACENE	390	U	

nsample	SB-514-0810
samp_date	11/29/2007
lab_id	A7L010179019
qc_type	NM
units	UG/KG
Pct_Solids	84.0
DUP_OF:	DUP-06

Parameter	Result	Val Qual	Qual Code
BENZO(A)PYRENE	390	U	
BENZO(B)FLUORANTHENE	390	U	
BENZO(G,H,I)PERYLENE	390	U	
BENZO(K)FLUORANTHENE	390	U	
BIS(2-CHLOROETHOXY)METHANE	390	U	
BIS(2-CHLOROETHYL)ETHER	390	U	
BIS(2-ETHYLHEXYL)PHTHALATE	28	J	P
BUTYL BENZYL PHTHALATE	390	U	
CAPROLACTAM	390	U	
CARBAZOLE	390	U	
CHRYSENE	390	U	
DIBENZO(A,H)ANTHRACENE	390	U	
DIBENZOFURAN	390	U	
DIETHYL PHTHALATE	390	U	
DIMETHYL PHTHALATE	390	U	
DI-N-BUTYL PHTHALATE	390	U	
DI-N-OCTYL PHTHALATE	390	U	
FLUORANTHENE	390	U	
FLUORENE	390	U	
HEXACHLOROBENZENE	390	U	
HEXACHLOROBUTADIENE	390	U	
HEXACHLOROCYCLOPENTADIENE	390	U	
HEXACHLOROETHANE	390	U	
INDENO(1,2,3-CD)PYRENE	390	U	
ISOPHORONE	390	U	
NAPHTHALENE	390	U	
NITROBENZENE	390	U	
N-NITROSODIMETHYLAMINE	390	U	
N-NITROSO-DI-N-PROPYLAMINE	390	U	
N-NITROSODIPHENYLAMINE	390	U	
PENTACHLOROPHENOL	390	U	
PHENANTHRENE	390	U	

nsample	SB-514-0810
samp_date	11/29/2007
lab_id	A7L010179019
qc_type	NM
units	UG/KG
Pct_Solids	84.0
DUP_OF:	DUP-06

Parameter	Result	Val Qual	Qual Code
PHENOL	390	U	
PYRENE	390	U	

PROJ_NO: 00887

SDG: 7L01179 MEDIA: SOIL DATA FRACTION: OS

nsample	SB-515-0001RE
samp_date	11/29/2007
lab_id	A7L010179020
qc_type	NM
units	UG/KG
Pct_Solids	85.0
DUP_OF:	

Parameter	Result	Val Qual	Qual Code
1,1-BIPHENYL	390	U	
2,2'-OXYBIS(1-CHLOROPROPANE)	390	U	
2,4,5-TRICHLOROPHENOL	390	U	
2,4,6-TRICHLOROPHENOL	390	U	
2,4-DICHLOROPHENOL	390	U	
2,4-DIMETHYLPHENOL	390	U	
2,4-DINITROPHENOL	780	U	
2,4-DINITROTOLUENE	390	U	
2,6-DINITROTOLUENE	390	U	
2-CHLORONAPHTHALENE	390	U	
2-CHLOROPHENOL	390	U	
2-METHYLNAPHTHALENE	390	U	
2-METHYLPHENOL	390	U	
2-NITROANILINE	780	U	
2-NITROPHENOL	390	U	
3,3'-DICHLOROBENZIDINE	390	U	
3-NITROANILINE	780	U	
4,6-DINITRO-2-METHYLPHENOL	390	U	
4-BROMOPHENYL PHENYL ETHER	390	U	
4-CHLORO-3-METHYLPHENOL	390	U	
4-CHLOROANILINE	390	U	
4-CHLOROPHENYL PHENYL ETHER	390	U	
4-METHYLPHENOL	390	U	
4-NITROANILINE	390	U	
4-NITROPHENOL	780	U	
ACENAPHTHENE	32	J	P
ACENAPHTHYLENE	390	U	
ACETOPHENONE	79	U	
ANTHRACENE	71	J	P
ATRAZINE	390	U	
BENZALDEHYDE	390	U	
BENZO(A)ANTHRACENE	550		

nsample	SB-515-0001RE
samp_date	11/29/2007
lab_id	A7L010179020
qc_type	NM
units	UG/KG
Pct_Solids	85.0
DUP_OF:	

Parameter	Result	Val Qual	Qual Code
BENZO(A)PYRENE	630		
BENZO(B)FLUORANTHENE	860		
BENZO(G,H,I)PERYLENE	490		
BENZO(K)FLUORANTHENE	390		
BIS(2-CHLOROETHOXY)METHANE	390	U	
BIS(2-CHLOROETHYL)ETHER	390	U	
BIS(2-ETHYLHEXYL)PHTHALATE	43	J	P
BUTYL BENZYL PHTHALATE	78	J	P
CAPROLACTAM	390	U	
CARBAZOLE	41	J	P
CHRYSENE	680		
DIBENZO(A,H)ANTHRACENE	130	J	P
DIBENZOFURAN	390	U	
DIETHYL PHTHALATE	390	U	
DIMETHYL PHTHALATE	390	U	
DI-N-BUTYL PHTHALATE	390	U	
DI-N-OCTYL PHTHALATE	390	U	
FLUORANTHENE	1200		
FLUORENE	26	J	P
HEXACHLOROBENZENE	390	U	
HEXACHLOROBUTADIENE	390	U	
HEXACHLOROCYCLOPENTADIENE	390	U	
HEXACHLOROETHANE	390	U	
INDENO(1,2,3-CD)PYRENE	420		
ISOPHORONE	390	U	
NAPHTHALENE	390	U	
NITROBENZENE	390	U	
N-NITROSODIMETHYLAMINE	390	U	
N-NITROSO-DI-N-PROPYLAMINE	390	U	
N-NITROSODIPHENYLAMINE	390	U	
PENTACHLOROPHENOL	390	U	
PHENANTHRENE	430		

nsample	SB-515-0001RE
samp_date	11/29/2007
lab_id	A7L010179020
qc_type	NM
units	UG/KG
Pct_Solids	85.0
DUP_OF:	

Parameter	Result	Val Qual	Qual Code
PHENOL	390	U	
PYRENE	830		

PROJ_NO: 00887

SDG: 7L01179 MEDIA: SOIL DATA FRACTION: OS

nsample	SB-515-0406
samp_date	11/29/2007
lab_id	A7L010179021
qc_type	NM
units	UG/KG
Pct_Solids	83.0
DUP_OF:	

Parameter	Result	Val Qual	Qual Code
1,1-BIPHENYL	400	U	
2,2'-OXYBIS(1-CHLOROPROPANE)	400	U	
2,4,5-TRICHLOROPHENOL	400	U	
2,4,6-TRICHLOROPHENOL	400	U	
2,4-DICHLOROPHENOL	400	U	
2,4-DIMETHYLPHENOL	400	U	
2,4-DINITROPHENOL	800	U	
2,4-DINITROTOLUENE	400	U	
2,6-DINITROTOLUENE	400	U	
2-CHLORONAPHTHALENE	400	U	
2-CHLOROPHENOL	400	U	
2-METHYLNAPHTHALENE	400	U	
2-METHYLPHENOL	400	U	
2-NITROANILINE	800	U	
2-NITROPHENOL	400	U	
3,3'-DICHLOROBENZIDINE	400	U	
3-NITROANILINE	800	U	
4,6-DINITRO-2-METHYLPHENOL	400	U	
4-BROMOPHENYL PHENYL ETHER	400	U	
4-CHLORO-3-METHYLPHENOL	400	U	
4-CHLOROANILINE	400	U	
4-CHLOROPHENYL PHENYL ETHER	400	U	
4-METHYLPHENOL	400	U	
4-NITROANILINE	400	U	
4-NITROPHENOL	800	U	
ACENAPHTHENE	400	U	
ACENAPHTHYLENE	400	U	
ACETOPHENONE	81	U	
ANTHRACENE	400	U	
ATRAZINE	400	U	
BENZALDEHYDE	400	U	
BENZO(A)ANTHRACENE	400	U	

nsample	SB-515-0406
samp_date	11/29/2007
lab_id	A7L010179021
qc_type	NM
units	UG/KG
Pct_Solids	83.0
DUP_OF:	

Parameter	Result	Val Qual	Qual Code
BENZO(A)PYRENE	400	U	
BENZO(B)FLUORANTHENE	400	U	
BENZO(G,H,I)PERYLENE	400	U	
BENZO(K)FLUORANTHENE	400	U	
BIS(2-CHLOROETHOXY)METHANE	400	U	
BIS(2-CHLOROETHYL)ETHER	400	U	
BIS(2-ETHYLHEXYL)PHTHALATE	400	U	
BUTYL BENZYL PHTHALATE	400	U	
CAPROLACTAM	400	U	
CARBAZOLE	400	U	
CHRYSENE	400	U	
DIBENZO(A,H)ANTHRACENE	400	U	
DIBENZOFURAN	400	U	
DIETHYL PHTHALATE	400	U	
DIMETHYL PHTHALATE	400	U	
DI-N-BUTYL PHTHALATE	400	U	
DI-N-OCTYL PHTHALATE	400	U	
FLUORANTHENE	400	U	
FLUORENE	400	U	
HEXACHLOROBENZENE	400	U	
HEXACHLOROBUTADIENE	400	U	
HEXACHLOROCYCLOPENTADIENE	400	U	
HEXACHLOROETHANE	400	U	
INDENO(1,2,3-CD)PYRENE	400	U	
ISOPHORONE	400	U	
NAPHTHALENE	400	U	
NITROBENZENE	400	U	
N-NITROSODIMETHYLAMINE	400	U	
N-NITROSO-DI-N-PROPYLAMINE	400	U	
N-NITROSODIPHENYLAMINE	400	U	
PENTACHLOROPHENOL	400	U	
PHENANTHRENE	400	U	

nsample	SB-515-0406
samp_date	11/29/2007
lab_id	A7L010179021
qc_type	NM
units	UG/KG
Pct_Solids	83.0
DUP_OF:	

Parameter	Result	Val Qual	Qual Code
PHENOL	400	U	
PYRENE	400	U	

PROJ_NO: 00887

SDG: 7L01179 MEDIA: SOIL DATA FRACTION: OS

nsample	SB-515-0810
samp_date	11/29/2007
lab_id	A7L010179022
qc_type	NM
units	UG/KG
Pct_Solids	81.0
DUP_OF:	

Parameter	Result	Val Qual	Qual Code
1,1-BIPHENYL	410	U	
2,2'-OXYBIS(1-CHLOROPROPANE)	410	U	
2,4,5-TRICHLOROPHENOL	410	U	
2,4,6-TRICHLOROPHENOL	410	U	
2,4-DICHLOROPHENOL	410	U	
2,4-DIMETHYLPHENOL	410	U	
2,4-DINITROPHENOL	820	U	
2,4-DINITROTOLUENE	410	U	
2,6-DINITROTOLUENE	410	U	
2-CHLORONAPHTHALENE	410	U	
2-CHLOROPHENOL	410	U	
2-METHYLNAPHTHALENE	410	U	
2-METHYLPHENOL	410	U	
2-NITROANILINE	820	U	
2-NITROPHENOL	410	U	
3,3'-DICHLOROBENZIDINE	410	U	
3-NITROANILINE	820	U	
4,6-DINITRO-2-METHYLPHENOL	410	U	
4-BROMOPHENYL PHENYL ETHER	410	U	
4-CHLORO-3-METHYLPHENOL	410	U	
4-CHLOROANILINE	410	U	
4-CHLOROPHENYL PHENYL ETHER	410	U	
4-METHYLPHENOL	410	U	
4-NITROANILINE	410	U	
4-NITROPHENOL	820	U	
ACENAPHTHENE	410	U	
ACENAPHTHYLENE	410	U	
ACETOPHENONE	82	U	
ANTHRACENE	410	U	
ATRAZINE	410	U	
BENZALDEHYDE	410	U	
BENZO(A)ANTHRACENE	410	U	

nsample	SB-515-0810
samp_date	11/29/2007
lab_id	A7L010179022
qc_type	NM
units	UG/KG
Pct_Solids	81.0
DUP_OF:	

Parameter	Result	Val Qual	Qual Code
BENZO(A)PYRENE	410	U	
BENZO(B)FLUORANTHENE	14	J	P
BENZO(G,H,I)PERYLENE	410	U	
BENZO(K)FLUORANTHENE	410	U	
BIS(2-CHLOROETHOXY)METHANE	410	U	
BIS(2-CHLOROETHYL)ETHER	410	U	
BIS(2-ETHYLHEXYL)PHTHALATE	410	U	
BUTYL BENZYL PHTHALATE	410	U	
CAPROLACTAM	410	U	
CARBAZOLE	410	U	
CHRYSENE	410	U	
DIBENZO(A,H)ANTHRACENE	410	U	
DIBENZOFURAN	410	U	
DIETHYL PHTHALATE	410	U	
DIMETHYL PHTHALATE	410	U	
DI-N-BUTYL PHTHALATE	410	U	
DI-N-OCTYL PHTHALATE	410	U	
FLUORANTHENE	410	U	
FLUORENE	410	U	
HEXACHLOROBENZENE	410	U	
HEXACHLOROBUTADIENE	410	U	
HEXACHLOROCYCLOPENTADIENE	410	U	
HEXACHLOROETHANE	410	U	
INDENO(1,2,3-CD)PYRENE	410	U	
ISOPHORONE	410	U	
NAPHTHALENE	410	U	
NITROBENZENE	410	U	
N-NITROSODIMETHYLAMINE	410	U	
N-NITROSO-DI-N-PROPYLAMINE	410	U	
N-NITROSODIPHENYLAMINE	410	U	
PENTACHLOROPHENOL	410	U	
PHENANTHRENE	410	U	

nsample	SB-515-0810
samp_date	11/29/2007
lab_id	A7L010179022
qc_type	NM
units	UG/KG
Pct_Solids	81.0
DUP_OF:	

Parameter	Result	Val Qual	Qual Code
PHENOL	410	U	
PYRENE	410	U	

PROJ_NO: 00887

SDG: 7L01179 MEDIA: SOIL DATA FRACTION: OS

nsample	SB-516-0001
samp_date	11/30/2007
lab_id	A7L010179034
qc_type	NM
units	UG/KG
Pct_Solids	84.0
DUP_OF:	

Parameter	Result	Val Qual	Qual Code
1,1-BIPHENYL	390	U	
2,2'-OXYBIS(1-CHLOROPROPANE)	390	U	
2,4,5-TRICHLOROPHENOL	390	U	
2,4,6-TRICHLOROPHENOL	390	U	
2,4-DICHLOROPHENOL	390	U	
2,4-DIMETHYLPHENOL	390	U	
2,4-DINITROPHENOL	790	U	
2,4-DINITROTOLUENE	390	U	
2,6-DINITROTOLUENE	390	U	
2-CHLORONAPHTHALENE	390	U	
2-CHLOROPHENOL	390	U	
2-METHYLNAPHTHALENE	390	U	
2-METHYLPHENOL	390	U	
2-NITROANILINE	790	U	
2-NITROPHENOL	390	U	
3,3'-DICHLOROBENZIDINE	390	U	
3-NITROANILINE	790	U	
4,6-DINITRO-2-METHYLPHENOL	390	U	
4-BROMOPHENYL PHENYL ETHER	390	U	
4-CHLORO-3-METHYLPHENOL	390	U	
4-CHLOROANILINE	390	U	
4-CHLOROPHENYL PHENYL ETHER	390	U	
4-METHYLPHENOL	390	U	
4-NITROANILINE	390	U	
4-NITROPHENOL	790	U	
ACENAPHTHENE	390	U	
ACENAPHTHYLENE	390	U	
ACETOPHENONE	79	U	
ANTHRACENE	34	J	P
ATRAZINE	390	U	
BENZALDEHYDE	390	U	
BENZO(A)ANTHRACENE	170	J	P

nsample	SB-516-0001
samp_date	11/30/2007
lab_id	A7L010179034
qc_type	NM
units	UG/KG
Pct_Solids	84.0
DUP_OF:	

Parameter	Result	Val Qual	Qual Code
BENZO(A)PYRENE	150	J	P
BENZO(B)FLUORANTHENE	210	J	P
BENZO(G,H,I)PERYLENE	96	J	P
BENZO(K)FLUORANTHENE	97	J	P
BIS(2-CHLOROETHOXY)METHANE	390	U	
BIS(2-CHLOROETHYL)ETHER	390	U	
BIS(2-ETHYLHEXYL)PHTHALATE	390	U	
BUTYL BENZYL PHTHALATE	390	U	
CAPROLACTAM	390	U	
CARBAZOLE	390	U	
CHRYSENE	170	J	P
DIBENZO(A,H)ANTHRACENE	390	U	
DIBENZOFURAN	390	U	
DIETHYL PHTHALATE	390	U	
DIMETHYL PHTHALATE	390	U	
DI-N-BUTYL PHTHALATE	390	U	
DI-N-OCTYL PHTHALATE	390	U	
FLUORANTHENE	320	J	P
FLUORENE	390	U	
HEXACHLOROBENZENE	390	U	
HEXACHLOROBUTADIENE	390	U	
HEXACHLOROCYCLOPENTADIENE	390	U	
HEXACHLOROETHANE	390	U	
INDENO(1,2,3-CD)PYRENE	83	J	P
ISOPHORONE	390	U	
NAPHTHALENE	390	U	
NITROBENZENE	390	U	
N-NITROSODIMETHYLAMINE	390	U	
N-NITROSO-DI-N-PROPYLAMINE	390	U	
N-NITROSODIPHENYLAMINE	390	U	
PENTACHLOROPHENOL	390	U	
PHENANTHRENE	120	J	P

nsample	SB-516-0001
samp_date	11/30/2007
lab_id	A7L010179034
qc_type	NM
units	UG/KG
Pct_Solids	84.0
DUP_OF:	

Parameter	Result	Val Qual	Qual Code
PHENOL	390	U	
PYRENE	250	J	P

PROJ_NO: 00887

SDG: 7L01179 MEDIA: SOIL DATA FRACTION: OS

nsample	SB-517-0001
samp_date	11/30/2007
lab_id	A7L010179025
qc_type	NM
units	UG/KG
Pct_Solids	88.0
DUP_OF:	

Parameter	Result	Val Qual	Qual Code
1,1-BIPHENYL	370	U	
2,2'-OXYBIS(1-CHLOROPROPANE)	370	U	
2,4,5-TRICHLOROPHENOL	370	U	
2,4,6-TRICHLOROPHENOL	370	U	
2,4-DICHLOROPHENOL	370	U	
2,4-DIMETHYLPHENOL	370	U	
2,4-DINITROPHENOL	750	U	
2,4-DINITROTOLUENE	370	U	
2,6-DINITROTOLUENE	370	U	
2-CHLORONAPHTHALENE	370	U	
2-CHLOROPHENOL	370	U	
2-METHYLNAPHTHALENE	370	U	
2-METHYLPHENOL	370	U	
2-NITROANILINE	750	U	
2-NITROPHENOL	370	U	
3,3'-DICHLOROBENZIDINE	370	U	
3-NITROANILINE	750	U	
4,6-DINITRO-2-METHYLPHENOL	370	U	
4-BROMOPHENYL PHENYL ETHER	370	U	
4-CHLORO-3-METHYLPHENOL	370	U	
4-CHLOROANILINE	370	U	
4-CHLOROPHENYL PHENYL ETHER	370	U	
4-METHYLPHENOL	370	U	
4-NITROANILINE	370	U	
4-NITROPHENOL	750	U	
ACENAPHTHENE	370	U	
ACENAPHTHYLENE	370	U	
ACETOPHENONE	75	U	
ANTHRACENE	370	U	
ATRAZINE	370	U	
BENZALDEHYDE	370	U	
BENZO(A)ANTHRACENE	13	J	P

nsample	SB-517-0001
samp_date	11/30/2007
lab_id	A7L010179025
qc_type	NM
units	UG/KG
Pct_Solids	88.0
DUP_OF:	

Parameter	Result	Val Qual	Qual Code
BENZO(A)PYRENE	15	J	P
BENZO(B)FLUORANTHENE	31	J	P
BENZO(G,H,I)PERYLENE	11	J	P
BENZO(K)FLUORANTHENE	8.7	J	P
BIS(2-CHLOROETHOXY)METHANE	370	U	
BIS(2-CHLOROETHYL)ETHER	370	U	
BIS(2-ETHYLHEXYL)PHTHALATE	370	U	
BUTYL BENZYL PHTHALATE	370	U	
CAPROLACTAM	370	U	
CARBAZOLE	370	U	
CHRYSENE	13	J	P
DIBENZO(A,H)ANTHRACENE	370	U	
DIBENZOFURAN	370	U	
DIETHYL PHTHALATE	370	U	
DIMETHYL PHTHALATE	370	U	
DI-N-BUTYL PHTHALATE	370	U	
DI-N-OCTYL PHTHALATE	370	U	
FLUORANTHENE	15	J	P
FLUORENE	370	U	
HEXACHLOROBENZENE	370	U	
HEXACHLOROBUTADIENE	370	U	
HEXACHLOROCYCLOPENTADIENE	370	U	
HEXACHLOROETHANE	370	U	
INDENO(1,2,3-CD)PYRENE	9.2	J	P
ISOPHORONE	370	U	
NAPHTHALENE	370	U	
NITROBENZENE	370	U	
N-NITROSODIMETHYLAMINE	370	U	
N-NITROSO-DI-N-PROPYLAMINE	370	U	
N-NITROSODIPHENYLAMINE	370	U	
PENTACHLOROPHENOL	370	U	
PHENANTHRENE	370	U	

nsample	SB-517-0001
samp_date	11/30/2007
lab_id	A7L010179025
qc_type	NM
units	UG/KG
Pct_Solids	88.0
DUP_OF:	

Parameter	Result	Val Qual	Qual Code
PHENOL	370	U	
PYRENE	13	J	P

PROJ_NO: 00887

SDG: 7L01179 MEDIA: SOIL DATA FRACTION: OS

nsample	SB-517-0406
samp_date	11/30/2007
lab_id	A7L010179026
qc_type	NM
units	UG/KG
Pct_Solids	82.0
DUP_OF:	

Parameter	Result	Val Qual	Qual Code
1,1-BIPHENYL	400	U	
2,2'-OXYBIS(1-CHLOROPROPANE)	400	U	
2,4,5-TRICHLOROPHENOL	400	U	
2,4,6-TRICHLOROPHENOL	400	U	
2,4-DICHLOROPHENOL	400	U	
2,4-DIMETHYLPHENOL	400	U	
2,4-DINITROPHENOL	800	U	
2,4-DINITROTOLUENE	400	U	
2,6-DINITROTOLUENE	400	U	
2-CHLORONAPHTHALENE	400	U	
2-CHLOROPHENOL	400	U	
2-METHYLNAPHTHALENE	400	U	
2-METHYLPHENOL	400	U	
2-NITROANILINE	800	U	
2-NITROPHENOL	400	U	
3,3'-DICHLOROBENZIDINE	400	U	
3-NITROANILINE	800	U	
4,6-DINITRO-2-METHYLPHENOL	400	U	
4-BROMOPHENYL PHENYL ETHER	400	U	
4-CHLORO-3-METHYLPHENOL	400	U	
4-CHLOROANILINE	400	U	
4-CHLOROPHENYL PHENYL ETHER	400	U	
4-METHYLPHENOL	400	U	
4-NITROANILINE	400	U	
4-NITROPHENOL	800	U	
ACENAPHTHENE	400	U	
ACENAPHTHYLENE	400	U	
ACETOPHENONE	81	U	
ANTHRACENE	400	U	
ATRAZINE	400	U	
BENZALDEHYDE	400	U	
BENZO(A)ANTHRACENE	400	U	

nsample	SB-517-0406
samp_date	11/30/2007
lab_id	A7L010179026
qc_type	NM
units	UG/KG
Pct_Solids	82.0
DUP_OF:	

Parameter	Result	Val Qual	Qual Code
BENZO(A)PYRENE	400	U	
BENZO(B)FLUORANTHENE	400	U	
BENZO(G,H,I)PERYLENE	400	U	
BENZO(K)FLUORANTHENE	400	U	
BIS(2-CHLOROETHOXY)METHANE	400	U	
BIS(2-CHLOROETHYL)ETHER	400	U	
BIS(2-ETHYLHEXYL)PHTHALATE	400	U	
BUTYL BENZYL PHTHALATE	400	U	
CAPROLACTAM	400	U	
CARBAZOLE	400	U	
CHRYSENE	400	U	
DIBENZO(A,H)ANTHRACENE	400	U	
DIBENZOFURAN	400	U	
DIETHYL PHTHALATE	400	U	
DIMETHYL PHTHALATE	400	U	
DI-N-BUTYL PHTHALATE	400	U	
DI-N-OCTYL PHTHALATE	400	U	
FLUORANTHENE	400	U	
FLUORENE	400	U	
HEXACHLOROBENZENE	400	U	
HEXACHLOROBUTADIENE	400	U	
HEXACHLOROCYCLOPENTADIENE	400	U	
HEXACHLOROETHANE	400	U	
INDENO(1,2,3-CD)PYRENE	400	U	
ISOPHORONE	400	U	
NAPHTHALENE	400	U	
NITROBENZENE	400	U	
N-NITROSODIMETHYLAMINE	400	U	
N-NITROSO-DI-N-PROPYLAMINE	400	U	
N-NITROSODIPHENYLAMINE	400	U	
PENTACHLOROPHENOL	400	U	
PHENANTHRENE	400	U	

nsample	SB-517-0406
samp_date	11/30/2007
lab_id	A7L010179026
qc_type	NM
units	UG/KG
Pct_Solids	82.0
DUP_OF:	

Parameter	Result	Val Qual	Qual Code
PHENOL	400	U	
PYRENE	400	U	

PROJ_NO: 00887

SDG: 7L01179 MEDIA: SOIL DATA FRACTION: OS

nsample	SB-517-0810
samp_date	11/30/2007
lab_id	A7L010179027
qc_type	NM
units	UG/KG
Pct_Solids	83.0
DUP_OF:	

Parameter	Result	Val Qual	Qual Code
1,1-BIPHENYL	400	U	
2,2'-OXYBIS(1-CHLOROPROPANE)	400	U	
2,4,5-TRICHLOROPHENOL	400	U	
2,4,6-TRICHLOROPHENOL	400	U	
2,4-DICHLOROPHENOL	400	U	
2,4-DIMETHYLPHENOL	400	U	
2,4-DINITROPHENOL	800	U	
2,4-DINITROTOLUENE	400	U	
2,6-DINITROTOLUENE	400	U	
2-CHLORONAPHTHALENE	400	U	
2-CHLOROPHENOL	400	U	
2-METHYLNAPHTHALENE	400	U	
2-METHYLPHENOL	400	U	
2-NITROANILINE	800	U	
2-NITROPHENOL	400	U	
3,3'-DICHLOROBENZIDINE	400	U	
3-NITROANILINE	800	U	
4,6-DINITRO-2-METHYLPHENOL	400	U	
4-BROMOPHENYL PHENYL ETHER	400	U	
4-CHLORO-3-METHYLPHENOL	400	U	
4-CHLOROANILINE	400	U	
4-CHLOROPHENYL PHENYL ETHER	400	U	
4-METHYLPHENOL	400	U	
4-NITROANILINE	400	U	
4-NITROPHENOL	800	U	
ACENAPHTHENE	400	U	
ACENAPHTHYLENE	400	U	
ACETOPHENONE	81	U	
ANTHRACENE	400	U	
ATRAZINE	400	U	
BENZALDEHYDE	400	U	
BENZO(A)ANTHRACENE	29	J	P

nsample	SB-517-0810
samp_date	11/30/2007
lab_id	A7L010179027
qc_type	NM
units	UG/KG
Pct_Solids	83.0
DUP_OF:	

Parameter	Result	Val Qual	Qual Code
BENZO(A)PYRENE	30	J	P
BENZO(B)FLUORANTHENE	48	J	P
BENZO(G,H,I)PERYLENE	21	J	P
BENZO(K)FLUORANTHENE	16	J	P
BIS(2-CHLOROETHOXY)METHANE	400	U	
BIS(2-CHLOROETHYL)ETHER	400	U	
BIS(2-ETHYLHEXYL)PHTHALATE	30	J	P
BUTYL BENZYL PHTHALATE	400	U	
CAPROLACTAM	400	U	
CARBAZOLE	400	U	
CHRYSENE	32	J	P
DIBENZO(A,H)ANTHRACENE	400	U	
DIBENZOFURAN	400	U	
DIETHYL PHTHALATE	400	U	
DIMETHYL PHTHALATE	400	U	
DI-N-BUTYL PHTHALATE	400	U	
DI-N-OCTYL PHTHALATE	400	U	
FLUORANTHENE	57	J	P
FLUORENE	400	U	
HEXACHLOROBENZENE	400	U	
HEXACHLOROBUTADIENE	400	U	
HEXACHLOROCYCLOPENTADIENE	400	U	
HEXACHLOROETHANE	400	U	
INDENO(1,2,3-CD)PYRENE	17	J	P
ISOPHORONE	400	U	
NAPHTHALENE	400	U	
NITROBENZENE	400	U	
N-NITROSODIMETHYLAMINE	400	U	
N-NITROSO-DI-N-PROPYLAMINE	400	U	
N-NITROSODIPHENYLAMINE	400	U	
PENTACHLOROPHENOL	400	U	
PHENANTHRENE	25	J	P

nsample	SB-517-0810
samp_date	11/30/2007
lab_id	A7L010179027
qc_type	NM
units	UG/KG
Pct_Solids	83.0
DUP_OF:	

Parameter	Result	Val Qual	Qual Code
PHENOL	400	U	
PYRENE	48	J	P

PROJ_NO: 00887

SDG: 7L01179 MEDIA: SOIL DATA FRACTION: OS

nsample	SB-518-0001
samp_date	11/30/2007
lab_id	A7L010179028
qc_type	NM
units	UG/KG
Pct_Solids	83.0
DUP_OF:	

Parameter	Result	Val Qual	Qual Code
1,1-BIPHENYL	400	U	
2,2'-OXYBIS(1-CHLOROPROPANE)	400	U	
2,4,5-TRICHLOROPHENOL	400	U	
2,4,6-TRICHLOROPHENOL	400	U	
2,4-DICHLOROPHENOL	400	U	
2,4-DIMETHYLPHENOL	400	U	
2,4-DINITROPHENOL	800	U	
2,4-DINITROTOLUENE	400	U	
2,6-DINITROTOLUENE	400	U	
2-CHLORONAPHTHALENE	400	U	
2-CHLOROPHENOL	400	U	
2-METHYLNAPHTHALENE	400	U	
2-METHYLPHENOL	400	U	
2-NITROANILINE	800	U	
2-NITROPHENOL	400	U	
3,3'-DICHLOROBENZIDINE	400	U	
3-NITROANILINE	800	U	
4,6-DINITRO-2-METHYLPHENOL	400	U	
4-BROMOPHENYL PHENYL ETHER	400	U	
4-CHLORO-3-METHYLPHENOL	400	U	
4-CHLOROANILINE	400	U	
4-CHLOROPHENYL PHENYL ETHER	400	U	
4-METHYLPHENOL	400	U	
4-NITROANILINE	400	U	
4-NITROPHENOL	800	U	
ACENAPHTHENE	400	U	
ACENAPHTHYLENE	400	U	
ACETOPHENONE	80	U	
ANTHRACENE	400	U	
ATRAZINE	400	U	
BENZALDEHYDE	400	U	
BENZO(A)ANTHRACENE	400	U	

nsample	SB-518-0001
samp_date	11/30/2007
lab_id	A7L010179028
qc_type	NM
units	UG/KG
Pct_Solids	83.0
DUP_OF:	

Parameter	Result	Val Qual	Qual Code
BENZO(A)PYRENE	400	U	
BENZO(B)FLUORANTHENE	400	U	
BENZO(G,H,I)PERYLENE	400	U	
BENZO(K)FLUORANTHENE	400	U	
BIS(2-CHLOROETHOXY)METHANE	400	U	
BIS(2-CHLOROETHYL)ETHER	400	U	
BIS(2-ETHYLHEXYL)PHTHALATE	400	U	
BUTYL BENZYL PHTHALATE	400	U	
CAPROLACTAM	400	U	
CARBAZOLE	400	U	
CHRYSENE	400	U	
DIBENZO(A,H)ANTHRACENE	400	U	
DIBENZOFURAN	400	U	
DIETHYL PHTHALATE	400	U	
DIMETHYL PHTHALATE	400	U	
DI-N-BUTYL PHTHALATE	400	U	
DI-N-OCTYL PHTHALATE	400	U	
FLUORANTHENE	400	U	
FLUORENE	400	U	
HEXACHLOROBENZENE	400	U	
HEXACHLOROBUTADIENE	400	U	
HEXACHLOROCYCLOPENTADIENE	400	U	
HEXACHLOROETHANE	400	U	
INDENO(1,2,3-CD)PYRENE	400	U	
ISOPHORONE	400	U	
NAPHTHALENE	400	U	
NITROBENZENE	400	U	
N-NITROSODIMETHYLAMINE	400	U	
N-NITROSO-DI-N-PROPYLAMINE	400	U	
N-NITROSODIPHENYLAMINE	400	U	
PENTACHLOROPHENOL	400	U	
PHENANTHRENE	400	U	

nsample	SB-518-0001
samp_date	11/30/2007
lab_id	A7L010179028
qc_type	NM
units	UG/KG
Pct_Solids	83.0
DUP_OF:	

Parameter	Result	Val Qual	Qual Code
PHENOL	400	U	
PYRENE	400	U	

PROJ_NO: 00887

SDG: 7L01179 MEDIA: SOIL DATA FRACTION: OS

nsample	SB-518-0406
samp_date	11/30/2007
lab_id	A7L010179029
qc_type	NM
units	UG/KG
Pct_Solids	83.0
DUP_OF:	

Parameter	Result	Val Qual	Qual Code
1,1-BIPHENYL	400	U	
2,2'-OXYBIS(1-CHLOROPROPANE)	400	U	
2,4,5-TRICHLOROPHENOL	400	U	
2,4,6-TRICHLOROPHENOL	400	U	
2,4-DICHLOROPHENOL	400	U	
2,4-DIMETHYLPHENOL	400	U	
2,4-DINITROPHENOL	790	U	
2,4-DINITROTOLUENE	400	U	
2,6-DINITROTOLUENE	400	U	
2-CHLORONAPHTHALENE	400	U	
2-CHLOROPHENOL	400	U	
2-METHYLNAPHTHALENE	400	U	
2-METHYLPHENOL	400	U	
2-NITROANILINE	790	U	
2-NITROPHENOL	400	U	
3,3'-DICHLOROBENZIDINE	400	U	
3-NITROANILINE	790	U	
4,6-DINITRO-2-METHYLPHENOL	400	U	
4-BROMOPHENYL PHENYL ETHER	400	U	
4-CHLORO-3-METHYLPHENOL	400	U	
4-CHLOROANILINE	400	U	
4-CHLOROPHENYL PHENYL ETHER	400	U	
4-METHYLPHENOL	400	U	
4-NITROANILINE	400	U	
4-NITROPHENOL	790	U	
ACENAPHTHENE	400	U	
ACENAPHTHYLENE	400	U	
ACETOPHENONE	80	U	
ANTHRACENE	400	U	
ATRAZINE	400	U	
BENZALDEHYDE	400	U	
BENZO(A)ANTHRACENE	400	U	

nsample	SB-518-0406
samp_date	11/30/2007
lab_id	A7L010179029
qc_type	NM
units	UG/KG
Pct_Solids	83.0
DUP_OF:	

Parameter	Result	Val Qual	Qual Code
BENZO(A)PYRENE	400	U	
BENZO(B)FLUORANTHENE	400	U	
BENZO(G,H,I)PERYLENE	400	U	
BENZO(K)FLUORANTHENE	400	U	
BIS(2-CHLOROETHOXY)METHANE	400	U	
BIS(2-CHLOROETHYL)ETHER	400	U	
BIS(2-ETHYLHEXYL)PHTHALATE	400	U	
BUTYL BENZYL PHTHALATE	400	U	
CAPROLACTAM	400	U	
CARBAZOLE	400	U	
CHRYSENE	400	U	
DIBENZO(A,H)ANTHRACENE	400	U	
DIBENZOFURAN	400	U	
DIETHYL PHTHALATE	400	U	
DIMETHYL PHTHALATE	400	U	
DI-N-BUTYL PHTHALATE	400	U	
DI-N-OCTYL PHTHALATE	400	U	
FLUORANTHENE	400	U	
FLUORENE	400	U	
HEXACHLOROBENZENE	400	U	
HEXACHLOROBUTADIENE	400	U	
HEXACHLOROCYCLOPENTADIENE	400	U	
HEXACHLOROETHANE	400	U	
INDENO(1,2,3-CD)PYRENE	400	U	
ISOPHORONE	400	U	
NAPHTHALENE	400	U	
NITROBENZENE	400	U	
N-NITROSODIMETHYLAMINE	400	U	
N-NITROSO-DI-N-PROPYLAMINE	400	U	
N-NITROSODIPHENYLAMINE	400	U	
PENTACHLOROPHENOL	400	U	
PHENANTHRENE	400	U	

nsample	SB-518-0406
samp_date	11/30/2007
lab_id	A7L010179029
qc_type	NM
units	UG/KG
Pct_Solids	83.0
DUP_OF:	

Parameter	Result	Val Qual	Qual Code
PHENOL	400	U	
PYRENE	400	U	

PROJ_NO: 00887

SDG: 7L01179 MEDIA: SOIL DATA FRACTION: OS

nsample	SB-518-0810
samp_date	11/30/2007
lab_id	A7L010179030
qc_type	NM
units	UG/KG
Pct_Solids	77.0
DUP_OF:	

Parameter	Result	Val Qual	Qual Code
1,1-BIPHENYL	430	U	
2,2'-OXYBIS(1-CHLOROPROPANE)	430	U	
2,4,5-TRICHLOROPHENOL	430	U	
2,4,6-TRICHLOROPHENOL	430	U	
2,4-DICHLOROPHENOL	430	U	
2,4-DIMETHYLPHENOL	430	U	
2,4-DINITROPHENOL	860	U	
2,4-DINITROTOLUENE	430	U	
2,6-DINITROTOLUENE	430	U	
2-CHLORONAPHTHALENE	430	U	
2-CHLOROPHENOL	430	U	
2-METHYLNAPHTHALENE	430	U	
2-METHYLPHENOL	430	U	
2-NITROANILINE	860	U	
2-NITROPHENOL	430	U	
3,3'-DICHLOROBENZIDINE	430	U	
3-NITROANILINE	860	U	
4,6-DINITRO-2-METHYLPHENOL	430	U	
4-BROMOPHENYL PHENYL ETHER	430	U	
4-CHLORO-3-METHYLPHENOL	430	U	
4-CHLOROANILINE	430	U	
4-CHLOROPHENYL PHENYL ETHER	430	U	
4-METHYLPHENOL	430	U	
4-NITROANILINE	430	U	
4-NITROPHENOL	860	U	
ACENAPHTHENE	430	U	
ACENAPHTHYLENE	430	U	
ACETOPHENONE	87	U	
ANTHRACENE	430	U	
ATRAZINE	430	U	
BENZALDEHYDE	430	U	
BENZO(A)ANTHRACENE	430	U	

nsample	SB-518-0810
samp_date	11/30/2007
lab_id	A7L010179030
qc_type	NM
units	UG/KG
Pct_Solids	77.0
DUP_OF:	

Parameter	Result	Val Qual	Qual Code
BENZO(A)PYRENE	430	U	
BENZO(B)FLUORANTHENE	430	U	
BENZO(G,H,I)PERYLENE	430	U	
BENZO(K)FLUORANTHENE	430	U	
BIS(2-CHLOROETHOXY)METHANE	430	U	
BIS(2-CHLOROETHYL)ETHER	430	U	
BIS(2-ETHYLHEXYL)PHTHALATE	430	U	
BUTYL BENZYL PHTHALATE	430	U	
CAPROLACTAM	430	U	
CARBAZOLE	430	U	
CHRYSENE	430	U	
DIBENZO(A,H)ANTHRACENE	430	U	
DIBENZOFURAN	430	U	
DIETHYL PHTHALATE	430	U	
DIMETHYL PHTHALATE	430	U	
DI-N-BUTYL PHTHALATE	430	U	
DI-N-OCTYL PHTHALATE	430	U	
FLUORANTHENE	430	U	
FLUORENE	430	U	
HEXACHLOROBENZENE	430	U	
HEXACHLOROBUTADIENE	430	U	
HEXACHLOROCYCLOPENTADIENE	430	U	
HEXACHLOROETHANE	430	U	
INDENO(1,2,3-CD)PYRENE	430	U	
ISOPHORONE	430	U	
NAPHTHALENE	430	U	
NITROBENZENE	430	U	
N-NITROSODIMETHYLAMINE	430	U	
N-NITROSO-DI-N-PROPYLAMINE	430	U	
N-NITROSODIPHENYLAMINE	430	U	
PENTACHLOROPHENOL	430	U	
PHENANTHRENE	430	U	

nsample	SB-518-0810
samp_date	11/30/2007
lab_id	A7L010179030
qc_type	NM
units	UG/KG
Pct_Solids	77.0
DUP_OF:	

Parameter	Result	Val Qual	Qual Code
PHENOL	430	U	
PYRENE	430	U	

PROJ_NO: 00887

SDG: 7L01179 MEDIA: SOIL DATA FRACTION: OS

nsample	SB-519-0001
samp_date	11/30/2007
lab_id	A7L010179031
qc_type	NM
units	UG/KG
Pct_Solids	85.0
DUP_OF:	

Parameter	Result	Val Qual	Qual Code
1,1-BIPHENYL	390	U	
2,2'-OXYBIS(1-CHLOROPROPANE)	390	U	
2,4,5-TRICHLOROPHENOL	390	U	
2,4,6-TRICHLOROPHENOL	390	U	
2,4-DICHLOROPHENOL	390	U	
2,4-DIMETHYLPHENOL	390	U	
2,4-DINITROPHENOL	780	U	
2,4-DINITROTOLUENE	390	U	
2,6-DINITROTOLUENE	390	U	
2-CHLORONAPHTHALENE	390	U	
2-CHLOROPHENOL	390	U	
2-METHYLNAPHTHALENE	390	U	
2-METHYLPHENOL	390	U	
2-NITROANILINE	780	U	
2-NITROPHENOL	390	U	
3,3'-DICHLOROBENZIDINE	390	U	
3-NITROANILINE	780	U	
4,6-DINITRO-2-METHYLPHENOL	390	U	
4-BROMOPHENYL PHENYL ETHER	390	U	
4-CHLORO-3-METHYLPHENOL	390	U	
4-CHLOROANILINE	390	U	
4-CHLOROPHENYL PHENYL ETHER	390	U	
4-METHYLPHENOL	390	U	
4-NITROANILINE	390	U	
4-NITROPHENOL	780	U	
ACENAPHTHENE	390	U	
ACENAPHTHYLENE	390	U	
ACETOPHENONE	78	U	
ANTHRACENE	390	U	
ATRAZINE	390	U	
BENZALDEHYDE	390	U	
BENZO(A)ANTHRACENE	390	U	

nsample	SB-519-0001
samp_date	11/30/2007
lab_id	A7L010179031
qc_type	NM
units	UG/KG
Pct_Solids	85.0
DUP_OF:	

Parameter	Result	Val Qual	Qual Code
BENZO(A)PYRENE	390	U	
BENZO(B)FLUORANTHENE	12	J	P
BENZO(G,H,I)PERYLENE	390	U	
BENZO(K)FLUORANTHENE	390	U	
BIS(2-CHLOROETHOXY)METHANE	390	U	
BIS(2-CHLOROETHYL)ETHER	390	U	
BIS(2-ETHYLHEXYL)PHTHALATE	31	J	P
BUTYL BENZYL PHTHALATE	390	U	
CAPROLACTAM	390	U	
CARBAZOLE	390	U	
CHRYSENE	390	U	
DIBENZO(A,H)ANTHRACENE	390	U	
DIBENZOFURAN	390	U	
DIETHYL PHTHALATE	390	U	
DIMETHYL PHTHALATE	390	U	
DI-N-BUTYL PHTHALATE	390	U	
DI-N-OCTYL PHTHALATE	390	U	
FLUORANTHENE	390	U	
FLUORENE	390	U	
HEXACHLOROBENZENE	390	U	
HEXACHLOROBUTADIENE	390	U	
HEXACHLOROCYCLOPENTADIENE	390	U	
HEXACHLOROETHANE	390	U	
INDENO(1,2,3-CD)PYRENE	390	U	
ISOPHORONE	390	U	
NAPHTHALENE	390	U	
NITROBENZENE	390	U	
N-NITROSODIMETHYLAMINE	390	U	
N-NITROSO-DI-N-PROPYLAMINE	390	U	
N-NITROSODIPHENYLAMINE	390	U	
PENTACHLOROPHENOL	390	U	
PHENANTHRENE	390	U	

nsample	SB-519-0001
samp_date	11/30/2007
lab_id	A7L010179031
qc_type	NM
units	UG/KG
Pct_Solids	85.0
DUP_OF:	

Parameter	Result	Val Qual	Qual Code
PHENOL	390	U	
PYRENE	390	U	

PROJ_NO: 00887

SDG: 7L01179 MEDIA: SOIL DATA FRACTION: OS

nsample	SB-519-0406
samp_date	11/30/2007
lab_id	A7L010179032
qc_type	NM
units	UG/KG
Pct_Solids	86.0
DUP_OF:	

Parameter	Result	Val Qual	Qual Code
1,1-BIPHENYL	380	U	
2,2'-OXYBIS(1-CHLOROPROPANE)	380	U	
2,4,5-TRICHLOROPHENOL	380	U	
2,4,6-TRICHLOROPHENOL	380	U	
2,4-DICHLOROPHENOL	380	U	
2,4-DIMETHYLPHENOL	380	U	
2,4-DINITROPHENOL	770	U	
2,4-DINITROTOLUENE	380	U	
2,6-DINITROTOLUENE	380	U	
2-CHLORONAPHTHALENE	380	U	
2-CHLOROPHENOL	380	U	
2-METHYLNAPHTHALENE	380	U	
2-METHYLPHENOL	380	U	
2-NITROANILINE	770	U	
2-NITROPHENOL	380	U	
3,3'-DICHLOROBENZIDINE	380	U	
3-NITROANILINE	770	U	
4,6-DINITRO-2-METHYLPHENOL	380	U	
4-BROMOPHENYL PHENYL ETHER	380	U	
4-CHLORO-3-METHYLPHENOL	380	U	
4-CHLOROANILINE	380	U	
4-CHLOROPHENYL PHENYL ETHER	380	U	
4-METHYLPHENOL	380	U	
4-NITROANILINE	380	U	
4-NITROPHENOL	770	U	
ACENAPHTHENE	380	U	
ACENAPHTHYLENE	380	U	
ACETOPHENONE	77	U	
ANTHRACENE	380	U	
ATRAZINE	380	U	
BENZALDEHYDE	380	U	
BENZO(A)ANTHRACENE	380	U	

nsample	SB-519-0406
samp_date	11/30/2007
lab_id	A7L010179032
qc_type	NM
units	UG/KG
Pct_Solids	86.0
DUP_OF:	

Parameter	Result	Val Qual	Qual Code
BENZO(A)PYRENE	380	U	
BENZO(B)FLUORANTHENE	380	U	
BENZO(G,H,I)PERYLENE	380	U	
BENZO(K)FLUORANTHENE	380	U	
BIS(2-CHLOROETHOXY)METHANE	380	U	
BIS(2-CHLOROETHYL)ETHER	380	U	
BIS(2-ETHYLHEXYL)PHTHALATE	380	U	
BUTYL BENZYL PHTHALATE	380	U	
CAPROLACTAM	380	U	
CARBAZOLE	380	U	
CHRYSENE	380	U	
DIBENZO(A,H)ANTHRACENE	380	U	
DIBENZOFURAN	380	U	
DIETHYL PHTHALATE	380	U	
DIMETHYL PHTHALATE	380	U	
DI-N-BUTYL PHTHALATE	380	U	
DI-N-OCTYL PHTHALATE	380	U	
FLUORANTHENE	380	U	
FLUORENE	380	U	
HEXACHLOROBENZENE	380	U	
HEXACHLOROBUTADIENE	380	U	
HEXACHLOROCYCLOPENTADIENE	380	U	
HEXACHLOROETHANE	380	U	
INDENO(1,2,3-CD)PYRENE	380	U	
ISOPHORONE	380	U	
NAPHTHALENE	380	U	
NITROBENZENE	380	U	
N-NITROSODIMETHYLAMINE	380	U	
N-NITROSO-DI-N-PROPYLAMINE	380	U	
N-NITROSODIPHENYLAMINE	380	U	
PENTACHLOROPHENOL	380	U	
PHENANTHRENE	380	U	

nsample	SB-519-0406
samp_date	11/30/2007
lab_id	A7L010179032
qc_type	NM
units	UG/KG
Pct_Solids	86.0
DUP_OF:	

Parameter	Result	Val Qual	Qual Code
PHENOL	380	U	
PYRENE	380	U	

PROJ_NO: 00887

SDG: 7L01179 MEDIA: SOIL DATA FRACTION: OS

nsample	SB-519-0810
samp_date	11/30/2007
lab_id	A7L010179033
qc_type	NM
units	UG/KG
Pct_Solids	86.0
DUP_OF:	

Parameter	Result	Val Qual	Qual Code
1,1-BIPHENYL	380	U	
2,2'-OXYBIS(1-CHLOROPROPANE)	380	U	
2,4,5-TRICHLOROPHENOL	380	U	
2,4,6-TRICHLOROPHENOL	380	U	
2,4-DICHLOROPHENOL	380	U	
2,4-DIMETHYLPHENOL	380	U	
2,4-DINITROPHENOL	770	U	
2,4-DINITROTOLUENE	380	U	
2,6-DINITROTOLUENE	380	U	
2-CHLORONAPHTHALENE	380	U	
2-CHLOROPHENOL	380	U	
2-METHYLNAPHTHALENE	380	U	
2-METHYLPHENOL	380	U	
2-NITROANILINE	770	U	
2-NITROPHENOL	380	U	
3,3'-DICHLOROBENZIDINE	380	U	
3-NITROANILINE	770	U	
4,6-DINITRO-2-METHYLPHENOL	380	U	
4-BROMOPHENYL PHENYL ETHER	380	U	
4-CHLORO-3-METHYLPHENOL	380	U	
4-CHLOROANILINE	380	U	
4-CHLOROPHENYL PHENYL ETHER	380	U	
4-METHYLPHENOL	380	U	
4-NITROANILINE	380	U	
4-NITROPHENOL	770	U	
ACENAPHTHENE	380	U	
ACENAPHTHYLENE	380	U	
ACETOPHENONE	77	U	
ANTHRACENE	380	U	
ATRAZINE	380	U	
BENZALDEHYDE	380	U	
BENZO(A)ANTHRACENE	380	U	

nsample	SB-519-0810
samp_date	11/30/2007
lab_id	A7L010179033
qc_type	NM
units	UG/KG
Pct_Solids	86.0
DUP_OF:	

Parameter	Result	Val Qual	Qual Code
BENZO(A)PYRENE	380	U	
BENZO(B)FLUORANTHENE	380	U	
BENZO(G,H,I)PERYLENE	380	U	
BENZO(K)FLUORANTHENE	380	U	
BIS(2-CHLOROETHOXY)METHANE	380	U	
BIS(2-CHLOROETHYL)ETHER	380	U	
BIS(2-ETHYLHEXYL)PHTHALATE	380	U	
BUTYL BENZYL PHTHALATE	380	U	
CAPROLACTAM	380	U	
CARBAZOLE	380	U	
CHRYSENE	380	U	
DIBENZO(A,H)ANTHRACENE	380	U	
DIBENZOFURAN	380	U	
DIETHYL PHTHALATE	380	U	
DIMETHYL PHTHALATE	380	U	
DI-N-BUTYL PHTHALATE	380	U	
DI-N-OCTYL PHTHALATE	380	U	
FLUORANTHENE	380	U	
FLUORENE	380	U	
HEXACHLOROBENZENE	380	U	
HEXACHLOROBUTADIENE	380	U	
HEXACHLOROCYCLOPENTADIENE	380	U	
HEXACHLOROETHANE	380	U	
INDENO(1,2,3-CD)PYRENE	380	U	
ISOPHORONE	380	U	
NAPHTHALENE	380	U	
NITROBENZENE	380	U	
N-NITROSODIMETHYLAMINE	380	U	
N-NITROSO-DI-N-PROPYLAMINE	380	U	
N-NITROSODIPHENYLAMINE	380	U	
PENTACHLOROPHENOL	380	U	
PHENANTHRENE	380	U	

nsample	SB-519-0810
samp_date	11/30/2007
lab_id	A7L010179033
qc_type	NM
units	UG/KG
Pct_Solids	86.0
DUP_OF:	

Parameter	Result	Val Qual	Qual Code
PHENOL	380	U	
PYRENE	380	U	

PROJ_NO: 00887

SDG: 7L01179 MEDIA: SOIL DATA FRACTION: OS

nsample	SB-520-0001
samp_date	11/30/2007
lab_id	A7L010179035
qc_type	NM
units	UG/KG
Pct_Solids	81.0
DUP_OF:	

Parameter	Result	Val Qual	Qual Code
1,1-BIPHENYL	410	U	
2,2'-OXYBIS(1-CHLOROPROPANE)	410	U	
2,4,5-TRICHLOROPHENOL	410	U	
2,4,6-TRICHLOROPHENOL	410	U	
2,4-DICHLOROPHENOL	410	U	
2,4-DIMETHYLPHENOL	410	U	
2,4-DINITROPHENOL	810	U	
2,4-DINITROTOLUENE	410	U	
2,6-DINITROTOLUENE	410	U	
2-CHLORONAPHTHALENE	410	U	
2-CHLOROPHENOL	410	U	
2-METHYLNAPHTHALENE	410	U	
2-METHYLPHENOL	410	U	
2-NITROANILINE	810	U	
2-NITROPHENOL	410	U	
3,3'-DICHLOROBENZIDINE	410	U	
3-NITROANILINE	810	U	
4,6-DINITRO-2-METHYLPHENOL	410	U	
4-BROMOPHENYL PHENYL ETHER	410	U	
4-CHLORO-3-METHYLPHENOL	410	U	
4-CHLOROANILINE	410	U	
4-CHLOROPHENYL PHENYL ETHER	410	U	
4-METHYLPHENOL	410	U	
4-NITROANILINE	410	U	
4-NITROPHENOL	810	U	
ACENAPHTHENE	410	U	
ACENAPHTHYLENE	410	U	
ACETOPHENONE	82	U	
ANTHRACENE	410	U	
ATRAZINE	410	U	
BENZALDEHYDE	410	U	
BENZO(A)ANTHRACENE	33	J	P

nsample	SB-520-0001
samp_date	11/30/2007
lab_id	A7L010179035
qc_type	NM
units	UG/KG
Pct_Solids	81.0
DUP_OF:	

Parameter	Result	Val Qual	Qual Code
BENZO(A)PYRENE	32	J	P
BENZO(B)FLUORANTHENE	46	J	P
BENZO(G,H,I)PERYLENE	22	J	P
BENZO(K)FLUORANTHENE	410	U	
BIS(2-CHLOROETHOXY)METHANE	410	U	
BIS(2-CHLOROETHYL)ETHER	410	U	
BIS(2-ETHYLHEXYL)PHTHALATE	410	U	
BUTYL BENZYL PHTHALATE	410	U	
CAPROLACTAM	410	U	
CARBAZOLE	410	U	
CHRYSENE	39	J	P
DIBENZO(A,H)ANTHRACENE	410	U	
DIBENZOFURAN	410	U	
DIETHYL PHTHALATE	410	U	
DIMETHYL PHTHALATE	410	U	
DI-N-BUTYL PHTHALATE	410	U	
DI-N-OCTYL PHTHALATE	410	U	
FLUORANTHENE	69	J	P
FLUORENE	410	U	
HEXACHLOROBENZENE	410	U	
HEXACHLOROBUTADIENE	410	U	
HEXACHLOROCYCLOPENTADIENE	410	U	
HEXACHLOROETHANE	410	U	
INDENO(1,2,3-CD)PYRENE	19	J	P
ISOPHORONE	410	U	
NAPHTHALENE	410	U	
NITROBENZENE	410	U	
N-NITROSODIMETHYLAMINE	410	U	
N-NITROSO-DI-N-PROPYLAMINE	410	U	
N-NITROSODIPHENYLAMINE	410	U	
PENTACHLOROPHENOL	410	U	
PHENANTHRENE	40	J	P

nsample	SB-520-0001
samp_date	11/30/2007
lab_id	A7L010179035
qc_type	NM
units	UG/KG
Pct_Solids	81.0
DUP_OF:	

Parameter	Result	Val Qual	Qual Code
PHENOL	410	U	
PYRENE	57	J	P

PROJ_NO: 00887

SDG: 7L01179 MEDIA: SOIL DATA FRACTION: OS

nsample	SB-520-0406
samp_date	11/30/2007
lab_id	A7L010179036
qc_type	NM
units	UG/KG
Pct_Solids	82.0
DUP_OF:	

Parameter	Result	Val Qual	Qual Code
1,1-BIPHENYL	400	U	
2,2'-OXYBIS(1-CHLOROPROPANE)	400	U	
2,4,5-TRICHLOROPHENOL	400	U	
2,4,6-TRICHLOROPHENOL	400	U	
2,4-DICHLOROPHENOL	400	U	
2,4-DIMETHYLPHENOL	400	U	
2,4-DINITROPHENOL	800	U	
2,4-DINITROTOLUENE	400	U	
2,6-DINITROTOLUENE	400	U	
2-CHLORONAPHTHALENE	400	U	
2-CHLOROPHENOL	400	U	
2-METHYLNAPHTHALENE	400	U	
2-METHYLPHENOL	400	U	
2-NITROANILINE	800	U	
2-NITROPHENOL	400	U	
3,3'-DICHLOROBENZIDINE	400	U	
3-NITROANILINE	800	U	
4,6-DINITRO-2-METHYLPHENOL	400	U	
4-BROMOPHENYL PHENYL ETHER	400	U	
4-CHLORO-3-METHYLPHENOL	400	U	
4-CHLOROANILINE	400	U	
4-CHLOROPHENYL PHENYL ETHER	400	U	
4-METHYLPHENOL	400	U	
4-NITROANILINE	400	U	
4-NITROPHENOL	800	U	
ACENAPHTHENE	400	U	
ACENAPHTHYLENE	400	U	
ACETOPHENONE	81	U	
ANTHRACENE	400	U	
ATRAZINE	400	U	
BENZALDEHYDE	400	U	
BENZO(A)ANTHRACENE	400	U	

nsample	SB-520-0406
samp_date	11/30/2007
lab_id	A7L010179036
qc_type	NM
units	UG/KG
Pct_Solids	82.0
DUP_OF:	

Parameter	Result	Val Qual	Qual Code
BENZO(A)PYRENE	400	U	
BENZO(B)FLUORANTHENE	400	U	
BENZO(G,H,I)PERYLENE	400	U	
BENZO(K)FLUORANTHENE	400	U	
BIS(2-CHLOROETHOXY)METHANE	400	U	
BIS(2-CHLOROETHYL)ETHER	400	U	
BIS(2-ETHYLHEXYL)PHTHALATE	400	U	
BUTYL BENZYL PHTHALATE	400	U	
CAPROLACTAM	400	U	
CARBAZOLE	400	U	
CHRYSENE	400	U	
DIBENZO(A,H)ANTHRACENE	400	U	
DIBENZOFURAN	400	U	
DIETHYL PHTHALATE	400	U	
DIMETHYL PHTHALATE	400	U	
DI-N-BUTYL PHTHALATE	400	U	
DI-N-OCTYL PHTHALATE	400	U	
FLUORANTHENE	400	U	
FLUORENE	400	U	
HEXACHLOROBENZENE	400	U	
HEXACHLOROBUTADIENE	400	U	
HEXACHLOROCYCLOPENTADIENE	400	U	
HEXACHLOROETHANE	400	U	
INDENO(1,2,3-CD)PYRENE	400	U	
ISOPHORONE	400	U	
NAPHTHALENE	400	U	
NITROBENZENE	400	U	
N-NITROSODIMETHYLAMINE	400	U	
N-NITROSO-DI-N-PROPYLAMINE	400	U	
N-NITROSODIPHENYLAMINE	400	U	
PENTACHLOROPHENOL	400	U	
PHENANTHRENE	400	U	

nsample	SB-520-0406
samp_date	11/30/2007
lab_id	A7L010179036
qc_type	NM
units	UG/KG
Pct_Solids	82.0
DUP_OF:	

Parameter	Result	Val Qual	Qual Code
PHENOL	400	U	
PYRENE	400	U	

PROJ_NO: 00887

SDG: 7L01179 MEDIA: SOIL DATA FRACTION: OS

nsample	SB-520-0810
samp_date	11/30/2007
lab_id	A7L010179037
qc_type	NM
units	UG/KG
Pct_Solids	83.0
DUP_OF:	

Parameter	Result	Val Qual	Qual Code
1,1-BIPHENYL	400	U	
2,2'-OXYBIS(1-CHLOROPROPANE)	400	U	
2,4,5-TRICHLOROPHENOL	400	U	
2,4,6-TRICHLOROPHENOL	400	U	
2,4-DICHLOROPHENOL	400	U	
2,4-DIMETHYLPHENOL	400	U	
2,4-DINITROPHENOL	800	U	
2,4-DINITROTOLUENE	400	U	
2,6-DINITROTOLUENE	400	U	
2-CHLORONAPHTHALENE	400	U	
2-CHLOROPHENOL	400	U	
2-METHYLNAPHTHALENE	400	U	
2-METHYLPHENOL	400	U	
2-NITROANILINE	800	U	
2-NITROPHENOL	400	U	
3,3'-DICHLOROBENZIDINE	400	U	
3-NITROANILINE	800	U	
4,6-DINITRO-2-METHYLPHENOL	400	U	
4-BROMOPHENYL PHENYL ETHER	400	U	
4-CHLORO-3-METHYLPHENOL	400	U	
4-CHLOROANILINE	400	U	
4-CHLOROPHENYL PHENYL ETHER	400	U	
4-METHYLPHENOL	400	U	
4-NITROANILINE	400	U	
4-NITROPHENOL	800	U	
ACENAPHTHENE	400	U	
ACENAPHTHYLENE	400	U	
ACETOPHENONE	80	U	
ANTHRACENE	400	U	
ATRAZINE	400	U	
BENZALDEHYDE	400	U	
BENZO(A)ANTHRACENE	8.6	J	P

nsample	SB-520-0810
samp_date	11/30/2007
lab_id	A7L010179037
qc_type	NM
units	UG/KG
Pct_Solids	83.0
DUP_OF:	

Parameter	Result	Val Qual	Qual Code
BENZO(A)PYRENE	400	U	
BENZO(B)FLUORANTHENE	12	J	P
BENZO(G,H,I)PERYLENE	400	U	
BENZO(K)FLUORANTHENE	400	U	
BIS(2-CHLOROETHOXY)METHANE	400	U	
BIS(2-CHLOROETHYL)ETHER	400	U	
BIS(2-ETHYLHEXYL)PHTHALATE	400	U	
BUTYL BENZYL PHTHALATE	400	U	
CAPROLACTAM	400	U	
CARBAZOLE	400	U	
CHRYSENE	9.2	J	P
DIBENZO(A,H)ANTHRACENE	400	U	
DIBENZOFURAN	400	U	
DIETHYL PHTHALATE	400	U	
DIMETHYL PHTHALATE	400	U	
DI-N-BUTYL PHTHALATE	400	U	
DI-N-OCTYL PHTHALATE	400	U	
FLUORANTHENE	15	J	P
FLUORENE	400	U	
HEXACHLOROBENZENE	400	U	
HEXACHLOROBUTADIENE	400	U	
HEXACHLOROCYCLOPENTADIENE	400	U	
HEXACHLOROETHANE	400	U	
INDENO(1,2,3-CD)PYRENE	400	U	
ISOPHORONE	400	U	
NAPHTHALENE	400	U	
NITROBENZENE	400	U	
N-NITROSODIMETHYLAMINE	400	U	
N-NITROSO-DI-N-PROPYLAMINE	400	U	
N-NITROSODIPHENYLAMINE	400	U	
PENTACHLOROPHENOL	400	U	
PHENANTHRENE	400	U	

nsample	SB-520-0810
samp_date	11/30/2007
lab_id	A7L010179037
qc_type	NM
units	UG/KG
Pct_Solids	83.0
DUP_OF:	

Parameter	Result	Val Qual	Qual Code
PHENOL	400	U	
PYRENE	12	J	P

PROJ_NO: 00887

SDG: 7L01179 MEDIA: SOIL DATA FRACTION: PEST/PCB

nsample	DUP-04	nsample	DUP-05	nsample	DUP-06
samp_date	11/28/2007	samp_date	11/29/2007	samp_date	11/29/2007
lab_id	A7L010179004	lab_id	A7L010179023	lab_id	A7L010179024
qc_type	NM	qc_type	NM	qc_type	NM
units	UG/KG	units	UG/KG	units	UG/KG
Pct_Solids	86.0	Pct_Solids	79.0	Pct_Solids	85.0
DUP_OF:	SB-510-1810	DUP_OF:	SB-512-0810	DUP_OF:	SB-514-0810

Parameter	Result	Val Qual	Qual Code
AROCLOR-1016	39	U	
AROCLOR-1221	39	U	
AROCLOR-1232	39	U	
AROCLOR-1242	39	U	
AROCLOR-1248	39	U	
AROCLOR-1254	39	U	
AROCLOR-1260	39	U	

Parameter	Result	Val Qual	Qual Code
AROCLOR-1016	42	U	
AROCLOR-1221	42	U	
AROCLOR-1232	42	U	
AROCLOR-1242	42	U	
AROCLOR-1248	42	U	
AROCLOR-1254	42	U	
AROCLOR-1260	53	J	G

Parameter	Result	Val Qual	Qual Code
AROCLOR-1016	39	U	
AROCLOR-1221	39	U	
AROCLOR-1232	39	U	
AROCLOR-1242	39	U	
AROCLOR-1248	39	U	
AROCLOR-1254	39	U	
AROCLOR-1260	39	U	

PROJ_NO: 00887

SDG: 7L01179 MEDIA: SOIL DATA FRACTION: PEST/PCB

nsample	SB-509-0001	nsample	SB-509-0406	nsample	SB-509-0810
samp_date	11/29/2007	samp_date	11/29/2007	samp_date	11/29/2007
lab_id	A7L010179014	lab_id	A7L010179015	lab_id	A7L010179016
qc_type	NM	qc_type	NM	qc_type	NM
units	UG/KG	units	UG/KG	units	UG/KG
Pct_Solids	87.0	Pct_Solids	86.0	Pct_Solids	87.0
DUP_OF:		DUP_OF:		DUP_OF:	

Parameter	Result	Val Qual	Qual Code
AROCLOR-1016	38	U	
AROCLOR-1221	38	U	
AROCLOR-1232	38	U	
AROCLOR-1242	38	U	
AROCLOR-1248	38	U	
AROCLOR-1254	38	U	
AROCLOR-1260	38	U	

Parameter	Result	Val Qual	Qual Code
AROCLOR-1016	38	U	
AROCLOR-1221	38	U	
AROCLOR-1232	38	U	
AROCLOR-1242	38	U	
AROCLOR-1248	38	U	
AROCLOR-1254	38	U	
AROCLOR-1260	38	U	

Parameter	Result	Val Qual	Qual Code
AROCLOR-1016	38	U	
AROCLOR-1221	38	U	
AROCLOR-1232	38	U	
AROCLOR-1242	38	U	
AROCLOR-1248	38	U	
AROCLOR-1254	38	U	
AROCLOR-1260	38	U	

PROJ_NO: 00887

SDG: 7L01179 MEDIA: SOIL DATA FRACTION: PEST/PCB

nsample	SB-510-0001	nsample	SB-510-0406	nsample	SB-510-0810
samp_date	11/28/2007	samp_date	11/28/2007	samp_date	11/28/2007
lab_id	A7L010179001	lab_id	A7L010179002	lab_id	A7L010179003
qc_type	NM	qc_type	NM	qc_type	NM
units	UG/KG	units	UG/KG	units	UG/KG
Pct_Solids	89.0	Pct_Solids	87.0	Pct_Solids	87.0
DUP_OF:		DUP_OF:		DUP_OF:	DUP-04

Parameter	Result	Val Qual	Qual Code
AROCLOR-1016	37	U	
AROCLOR-1221	37	U	
AROCLOR-1232	37	U	
AROCLOR-1242	37	U	
AROCLOR-1248	37	U	
AROCLOR-1254	37	U	
AROCLOR-1260	31	J	P

Parameter	Result	Val Qual	Qual Code
AROCLOR-1016	38	U	
AROCLOR-1221	38	U	
AROCLOR-1232	38	U	
AROCLOR-1242	38	U	
AROCLOR-1248	38	U	
AROCLOR-1254	38	U	
AROCLOR-1260	38	U	

Parameter	Result	Val Qual	Qual Code
AROCLOR-1016	38	U	
AROCLOR-1221	38	U	
AROCLOR-1232	38	U	
AROCLOR-1242	38	U	
AROCLOR-1248	38	U	
AROCLOR-1254	38	U	
AROCLOR-1260	16	J	P

PROJ_NO: 00887

SDG: 7L01179 MEDIA: SOIL DATA FRACTION: PEST/PCB

nsample	SB-511-0001
samp_date	11/29/2007
lab_id	A7L010179005
qc_type	NM
units	UG/KG
Pct_Solids	87.0
DUP_OF:	

Parameter	Result	Val Qual	Qual Code
AROCLOR-1016	38	U	
AROCLOR-1221	38	U	
AROCLOR-1232	38	U	
AROCLOR-1242	38	U	
AROCLOR-1248	38	U	
AROCLOR-1254	38	U	
AROCLOR-1260	49		

nsample	SB-511-0406
samp_date	11/29/2007
lab_id	A7L010179006
qc_type	NM
units	UG/KG
Pct_Solids	85.0
DUP_OF:	

Parameter	Result	Val Qual	Qual Code
AROCLOR-1016	39	U	
AROCLOR-1221	39	U	
AROCLOR-1232	39	U	
AROCLOR-1242	39	U	
AROCLOR-1248	39	U	
AROCLOR-1254	39	U	
AROCLOR-1260	16	J	P

nsample	SB-511-0810
samp_date	11/29/2007
lab_id	A7L010179007
qc_type	NM
units	UG/KG
Pct_Solids	80.0
DUP_OF:	

Parameter	Result	Val Qual	Qual Code
AROCLOR-1016	41	U	
AROCLOR-1221	41	U	
AROCLOR-1232	41	U	
AROCLOR-1242	41	U	
AROCLOR-1248	41	U	
AROCLOR-1254	41	U	
AROCLOR-1260	41	U	

PROJ_NO: 00887

SDG: 7L01179 MEDIA: SOIL DATA FRACTION: PEST/PCB

nsample	SB-512-0001	nsample	SB-512-0406	nsample	SB-512-0810
samp_date	11/29/2007	samp_date	11/29/2007	samp_date	11/29/2007
lab_id	A7L010179008	lab_id	A7L010179009	lab_id	A7L010179010
qc_type	NM	qc_type	NM	qc_type	NM
units	UG/KG	units	UG/KG	units	UG/KG
Pct_Solids	89.0	Pct_Solids	88.0	Pct_Solids	80.0
DUP_OF:		DUP_OF:		DUP_OF:	DUP-05

Parameter	Result	Val Qual	Qual Code
AROCLOR-1016	37	U	
AROCLOR-1221	37	U	
AROCLOR-1232	37	U	
AROCLOR-1242	37	U	
AROCLOR-1248	37	U	
AROCLOR-1254	37	U	
AROCLOR-1260	30	J	P

Parameter	Result	Val Qual	Qual Code
AROCLOR-1016	38	U	
AROCLOR-1221	38	U	
AROCLOR-1232	38	U	
AROCLOR-1242	38	U	
AROCLOR-1248	38	U	
AROCLOR-1254	38	U	
AROCLOR-1260	38	U	

Parameter	Result	Val Qual	Qual Code
AROCLOR-1016	41	U	
AROCLOR-1221	41	U	
AROCLOR-1232	41	U	
AROCLOR-1242	41	U	
AROCLOR-1248	41	U	
AROCLOR-1254	41	U	
AROCLOR-1260	18	J	GP

PROJ_NO: 00887

SDG: 7L01179 MEDIA: SOIL DATA FRACTION: PEST/PCB

nsample	SB-513-0001	nsample	SB-513-0406	nsample	SB-513-0810
samp_date	11/29/2007	samp_date	11/29/2007	samp_date	11/29/2007
lab_id	A7L010179011	lab_id	A7L010179012	lab_id	A7L010179013
qc_type	NM	qc_type	NM	qc_type	NM
units	UG/KG	units	UG/KG	units	UG/KG
Pct_Solids	85.0	Pct_Solids	85.0	Pct_Solids	86.0
DUP_OF:		DUP_OF:		DUP_OF:	

Parameter	Result	Val Qual	Qual Code
AROCLOR-1016	39	U	
AROCLOR-1221	39	U	
AROCLOR-1232	39	U	
AROCLOR-1242	39	U	
AROCLOR-1248	39	U	
AROCLOR-1254	39	U	
AROCLOR-1260	84		

Parameter	Result	Val Qual	Qual Code
AROCLOR-1016	39	U	
AROCLOR-1221	39	U	
AROCLOR-1232	39	U	
AROCLOR-1242	39	U	
AROCLOR-1248	39	U	
AROCLOR-1254	39	U	
AROCLOR-1260	39	U	

Parameter	Result	Val Qual	Qual Code
AROCLOR-1016	39	U	
AROCLOR-1221	39	U	
AROCLOR-1232	39	U	
AROCLOR-1242	39	U	
AROCLOR-1248	39	U	
AROCLOR-1254	39	U	
AROCLOR-1260	39	U	

PROJ_NO: 00887

SDG: 7L01179 MEDIA: SOIL DATA FRACTION: PEST/PCB

nsample	SB-514-0001	nsample	SB-514-0406	nsample	SB-514-0810
samp_date	11/29/2007	samp_date	11/29/2007	samp_date	11/29/2007
lab_id	A7L010179017	lab_id	A7L010179018	lab_id	A7L010179019
qc_type	NM	qc_type	NM	qc_type	NM
units	UG/KG	units	UG/KG	units	UG/KG
Pct_Solids	86.0	Pct_Solids	83.0	Pct_Solids	84.0
DUP_OF:		DUP_OF:		DUP_OF:	DUP-06

Parameter	Result	Val Qual	Qual Code
AROCLOR-1016	38	U	
AROCLOR-1221	38	U	
AROCLOR-1232	38	U	
AROCLOR-1242	38	U	
AROCLOR-1248	38	U	
AROCLOR-1254	38	U	
AROCLOR-1260	38	U	

Parameter	Result	Val Qual	Qual Code
AROCLOR-1016	40	U	
AROCLOR-1221	40	U	
AROCLOR-1232	40	U	
AROCLOR-1242	40	U	
AROCLOR-1248	40	U	
AROCLOR-1254	40	U	
AROCLOR-1260	40	U	

Parameter	Result	Val Qual	Qual Code
AROCLOR-1016	39	U	
AROCLOR-1221	39	U	
AROCLOR-1232	39	U	
AROCLOR-1242	39	U	
AROCLOR-1248	39	U	
AROCLOR-1254	39	U	
AROCLOR-1260	39	U	

PROJ_NO: 00887

SDG: 7L01179 MEDIA: SOIL DATA FRACTION: PEST/PCB

nsample	SB-515-0001	nsample	SB-515-0406	nsample	SB-515-0810
samp_date	11/29/2007	samp_date	11/29/2007	samp_date	11/29/2007
lab_id	A7L010179020	lab_id	A7L010179021	lab_id	A7L010179022
qc_type	NM	qc_type	NM	qc_type	NM
units	UG/KG	units	UG/KG	units	UG/KG
Pct_Solids	85.0	Pct_Solids	83.0	Pct_Solids	81.0
DUP_OF:		DUP_OF:		DUP_OF:	

Parameter	Result	Val Qual	Qual Code
AROCLOR-1016	39	U	
AROCLOR-1221	39	U	
AROCLOR-1232	39	U	
AROCLOR-1242	39	U	
AROCLOR-1248	39	U	
AROCLOR-1254	39	U	
AROCLOR-1260	290		

Parameter	Result	Val Qual	Qual Code
AROCLOR-1016	40	U	
AROCLOR-1221	40	U	
AROCLOR-1232	40	U	
AROCLOR-1242	40	U	
AROCLOR-1248	40	U	
AROCLOR-1254	40	U	
AROCLOR-1260	40	U	

Parameter	Result	Val Qual	Qual Code
AROCLOR-1016	41	U	
AROCLOR-1221	41	U	
AROCLOR-1232	41	U	
AROCLOR-1242	41	U	
AROCLOR-1248	41	U	
AROCLOR-1254	41	U	
AROCLOR-1260	19	J	P

PROJ_NO: 00887

SDG: 7L01179 MEDIA: SOIL DATA FRACTION: PEST/PCB

nsample	SB-516-0001	nsample	SB-517-0001	nsample	SB-517-0406
samp_date	11/30/2007	samp_date	11/30/2007	samp_date	11/30/2007
lab_id	A7L010179034	lab_id	A7L010179025	lab_id	A7L010179026
qc_type	NM	qc_type	NM	qc_type	NM
units	UG/KG	units	UG/KG	units	UG/KG
Pct_Solids	84.0	Pct_Solids	88.0	Pct_Solids	82.0
DUP_OF:		DUP_OF:		DUP_OF:	

Parameter	Result	Val Qual	Qual Code
AROCLOR-1016	39	U	
AROCLOR-1221	39	U	
AROCLOR-1232	39	U	
AROCLOR-1242	39	U	
AROCLOR-1248	39	U	
AROCLOR-1254	39	U	
AROCLOR-1260	39	U	

Parameter	Result	Val Qual	Qual Code
AROCLOR-1016	37	U	
AROCLOR-1221	37	U	
AROCLOR-1232	37	U	
AROCLOR-1242	37	U	
AROCLOR-1248	37	U	
AROCLOR-1254	37	U	
AROCLOR-1260	37	U	

Parameter	Result	Val Qual	Qual Code
AROCLOR-1016	40	U	
AROCLOR-1221	40	U	
AROCLOR-1232	40	U	
AROCLOR-1242	40	U	
AROCLOR-1248	40	U	
AROCLOR-1254	40	U	
AROCLOR-1260	40	U	

PROJ_NO: 00887

SDG: 7L01179 MEDIA: SOIL DATA FRACTION: PEST/PCB

nsample	SB-517-0810	nsample	SB-518-0001	nsample	SB-518-0406
samp_date	11/30/2007	samp_date	11/30/2007	samp_date	11/30/2007
lab_id	A7L010179027	lab_id	A7L010179028	lab_id	A7L010179029
qc_type	NM	qc_type	NM	qc_type	NM
units	UG/KG	units	UG/KG	units	UG/KG
Pct_Solids	83.0	Pct_Solids	83.0	Pct_Solids	83.0
DUP_OF:		DUP_OF:		DUP_OF:	

Parameter	Result	Val Qual	Qual Code
AROCLOR-1016	40	U	
AROCLOR-1221	40	U	
AROCLOR-1232	40	U	
AROCLOR-1242	40	U	
AROCLOR-1248	40	U	
AROCLOR-1254	40	U	
AROCLOR-1260	190		

Parameter	Result	Val Qual	Qual Code
AROCLOR-1016	40	U	
AROCLOR-1221	40	U	
AROCLOR-1232	40	U	
AROCLOR-1242	40	U	
AROCLOR-1248	40	U	
AROCLOR-1254	40	U	
AROCLOR-1260	40	U	

Parameter	Result	Val Qual	Qual Code
AROCLOR-1016	40	U	
AROCLOR-1221	40	U	
AROCLOR-1232	40	U	
AROCLOR-1242	40	U	
AROCLOR-1248	40	U	
AROCLOR-1254	40	U	
AROCLOR-1260	40	U	

PROJ_NO: 00887

SDG: 7L01179 MEDIA: SOIL DATA FRACTION: PEST/PCB

nsample	SB-518-0810	nsample	SB-519-0001	nsample	SB-519-0406
samp_date	11/30/2007	samp_date	11/30/2007	samp_date	11/30/2007
lab_id	A7L010179030	lab_id	A7L010179031	lab_id	A7L010179032
qc_type	NM	qc_type	NM	qc_type	NM
units	UG/KG	units	UG/KG	units	UG/KG
Pct_Solids	77.0	Pct_Solids	85.0	Pct_Solids	86.0
DUP_OF:		DUP_OF:		DUP_OF:	

Parameter	Result	Val Qual	Qual Code
AROCLOR-1016	43	U	
AROCLOR-1221	43	U	
AROCLOR-1232	43	U	
AROCLOR-1242	43	U	
AROCLOR-1248	43	U	
AROCLOR-1254	43	U	
AROCLOR-1260	43	U	

Parameter	Result	Val Qual	Qual Code
AROCLOR-1016	39	U	
AROCLOR-1221	39	U	
AROCLOR-1232	39	U	
AROCLOR-1242	39	U	
AROCLOR-1248	39	U	
AROCLOR-1254	39	U	
AROCLOR-1260	39	U	

Parameter	Result	Val Qual	Qual Code
AROCLOR-1016	38	U	
AROCLOR-1221	38	U	
AROCLOR-1232	38	U	
AROCLOR-1242	38	U	
AROCLOR-1248	38	U	
AROCLOR-1254	38	U	
AROCLOR-1260	38	U	

PROJ_NO: 00887

SDG: 7L01179 MEDIA: SOIL DATA FRACTION: PEST/PCB

nsample	SB-519-0810
samp_date	11/30/2007
lab_id	A7L010179033
qc_type	NM
units	UG/KG
Pct_Solids	86.0
DUP_OF:	

Parameter	Result	Val Qual	Qual Code
AROCLOR-1016	38	U	
AROCLOR-1221	38	U	
AROCLOR-1232	38	U	
AROCLOR-1242	38	U	
AROCLOR-1248	38	U	
AROCLOR-1254	38	U	
AROCLOR-1260	38	U	

nsample	SB-520-0001
samp_date	11/30/2007
lab_id	A7L010179035
qc_type	NM
units	UG/KG
Pct_Solids	81.0
DUP_OF:	

Parameter	Result	Val Qual	Qual Code
AROCLOR-1016	41	U	
AROCLOR-1221	41	U	
AROCLOR-1232	41	U	
AROCLOR-1242	41	U	
AROCLOR-1248	41	U	
AROCLOR-1254	41	U	
AROCLOR-1260	41	U	

nsample	SB-520-0406
samp_date	11/30/2007
lab_id	A7L010179036
qc_type	NM
units	UG/KG
Pct_Solids	82.0
DUP_OF:	

Parameter	Result	Val Qual	Qual Code
AROCLOR-1016	40	U	
AROCLOR-1221	40	U	
AROCLOR-1232	40	U	
AROCLOR-1242	40	U	
AROCLOR-1248	40	U	
AROCLOR-1254	40	U	
AROCLOR-1260	40	U	

PROJ_NO: 00887

SDG: 7L01179 MEDIA: SOIL DATA FRACTION: PEST/PCB

nsample	SB-520-0810
samp_date	11/30/2007
lab_id	A7L010179037
qc_type	NM
units	UG/KG
Pct_Solids	83.0
DUP_OF:	

Parameter	Result	Val Qual	Qual Code
AROCLOR-1016	40	U	
AROCLOR-1221	40	U	
AROCLOR-1232	40	U	
AROCLOR-1242	40	U	
AROCLOR-1248	40	U	
AROCLOR-1254	40	U	
AROCLOR-1260	40	U	

PROJ_NO: 00887

SDG: 7L01179 MEDIA: SOIL DATA FRACTION: PET

nsample	DUP-04RE	nsample	DUP-05RE	nsample	DUP-06RE
samp_date	11/28/2007	samp_date	11/29/2007	samp_date	11/29/2007
lab_id	A7L010179004	lab_id	A7L010179023	lab_id	A7L010179024
qc_type	NM	qc_type	NM	qc_type	NM
units	MG/KG	units	MG/KG	units	MG/KG
Pct_Solids	86.0	Pct_Solids	79.0	Pct_Solids	85.0
DUP_OF:	SB-510-0810	DUP_OF:	SB-512-0810	DUP_OF:	SB-514-0810

Parameter	Result	Val Qual	Qual Code
TPH (C10-C32)	6.4	B	A

Parameter	Result	Val Qual	Qual Code
TPH (C10-C32)	23		

Parameter	Result	Val Qual	Qual Code
TPH (C10-C32)	2.7	B	A

PROJ_NO: 00887

SDG: 7L01179 MEDIA: SOIL DATA FRACTION: PET

nsample	SB-509-0001RE	nsample	SB-509-0406RE	nsample	SB-509-0810RE
samp_date	11/29/2007	samp_date	11/29/2007	samp_date	11/29/2007
lab_id	A7L010179014	lab_id	A7L010179015	lab_id	A7L010179016
qc_type	NM	qc_type	NM	qc_type	NM
units	MG/KG	units	MG/KG	units	MG/KG
Pct_Solids	87.0	Pct_Solids	86.0	Pct_Solids	87.0
DUP_OF:		DUP_OF:		DUP_OF:	

Parameter	Result	Val Qual	Qual Code
TPH (C10-C32)	10	B	A

Parameter	Result	Val Qual	Qual Code
TPH (C10-C32)	13	B	A

Parameter	Result	Val Qual	Qual Code
TPH (C10-C32)	5.6	B	A

PROJ_NO: 00887

SDG: 7L01179 MEDIA: SOIL DATA FRACTION: PET

nsample	SB-510-0001RE	nsample	SB-510-0406RE	nsample	SB-510-0810RE
samp_date	11/28/2007	samp_date	11/28/2007	samp_date	11/28/2007
lab_id	A7L010179001	lab_id	A7L010179002	lab_id	A7L010179003
qc_type	NM	qc_type	NM	qc_type	NM
units	MG/KG	units	MG/KG	units	MG/KG
Pct_Solids	89.0	Pct_Solids	87.0	Pct_Solids	87.0
DUP_OF:		DUP_OF:		DUP_OF:	

Parameter	Result	Val Qual	Qual Code
TPH (C10-C32)	22	B	A

Parameter	Result	Val Qual	Qual Code
TPH (C10-C32)	4.7	B	A

Parameter	Result	Val Qual	Qual Code
TPH (C10-C32)	10	B	A

PROJ_NO: 00887

SDG: 7L01179 MEDIA: SOIL DATA FRACTION: PET

nsample	SB-511-0001RE	nsample	SB-511-0406	nsample	SB-511-0810RE
samp_date	11/29/2007	samp_date	11/29/2007	samp_date	11/29/2007
lab_id	A7L010179005	lab_id	A7L010179006	lab_id	A7L010179007
qc_type	NM	qc_type	NM	qc_type	NM
units	MG/KG	units	MG/KG	units	MG/KG
Pct_Solids	87.0	Pct_Solids	85.0	Pct_Solids	80.0
DUP_OF:		DUP_OF:		DUP_OF:	

Parameter	Result	Val Qual	Qual Code
TPH (C10-C32)	9	B	A

Parameter	Result	Val Qual	Qual Code
TPH (C10-C32)	1.6	B	A

Parameter	Result	Val Qual	Qual Code
TPH (C10-C32)	7.2	B	A

PROJ_NO: 00887

SDG: 7L01179 MEDIA: SOIL DATA FRACTION: PET

nsample	SB-512-0001RE	nsample	SB-512-0406RE	nsample	SB-512-0810RE
samp_date	11/29/2007	samp_date	11/29/2007	samp_date	11/29/2007
lab_id	A7L010179008	lab_id	A7L010179009	lab_id	A7L010179010
qc_type	NM	qc_type	NM	qc_type	NM
units	MG/KG	units	MG/KG	units	MG/KG
Pct_Solids	89.0	Pct_Solids	88.0	Pct_Solids	80.0
DUP_OF:		DUP_OF:		DUP_OF:	

Parameter	Result	Val Qual	Qual Code
TPH (C10-C32)	33		

Parameter	Result	Val Qual	Qual Code
TPH (C10-C32)	6.1	B	A

Parameter	Result	Val Qual	Qual Code
TPH (C10-C32)	21	B	A

PROJ_NO: 00887

SDG: 7L01179 MEDIA: SOIL DATA FRACTION: PET

nsample	SB-513-0001	nsample	SB-513-0406RE	nsample	SB-513-0810
samp_date	11/29/2007	samp_date	11/29/2007	samp_date	11/29/2007
lab_id	A7L010179011	lab_id	A7L010179012	lab_id	A7L010179013
qc_type	NM	qc_type	NM	qc_type	NM
units	MG/KG	units	MG/KG	units	MG/KG
Pct_Solids	85.0	Pct_Solids	85.0	Pct_Solids	86.0
DUP_OF:		DUP_OF:		DUP_OF:	

Parameter	Result	Val Qual	Qual Code
TPH (C10-C32)	2.2	J	P

Parameter	Result	Val Qual	Qual Code
TPH (C10-C32)	8.4	B	A

Parameter	Result	Val Qual	Qual Code
TPH (C10-C32)	0.99	B	A

PROJ_NO: 00887

SDG: 7L01179 MEDIA: SOIL DATA FRACTION: PET

nsample	SB-514-0001	nsample	SB-514-0406RE	nsample	SB-514-0810RE
samp_date	11/29/2007	samp_date	11/29/2007	samp_date	11/29/2007
lab_id	A7L010179017	lab_id	A7L010179018	lab_id	A7L010179019
qc_type	NM	qc_type	NM	qc_type	NM
units	MG/KG	units	MG/KG	units	MG/KG
Pct_Solids	86.0	Pct_Solids	83.0	Pct_Solids	84.0
DUP_OF:		DUP_OF:		DUP_OF:	

Parameter	Result	Val Qual	Qual Code
TPH (C10-C32)	1.8	B	A

Parameter	Result	Val Qual	Qual Code
TPH (C10-C32)	9.1	B	A

Parameter	Result	Val Qual	Qual Code
TPH (C10-C32)	8.3	B	A

PROJ_NO: 00887

SDG: 7L01179 MEDIA: SOIL DATA FRACTION: PET

nsample	SB-515-0001	nsample	SB-515-0406RE	nsample	SB-515-0810RE
samp_date	11/29/2007	samp_date	11/29/2007	samp_date	11/29/2007
lab_id	A7L010179020	lab_id	A7L010179021	lab_id	A7L010179022
qc_type	NM	qc_type	NM	qc_type	NM
units	MG/KG	units	MG/KG	units	MG/KG
Pct_Solids	85.0	Pct_Solids	83.0	Pct_Solids	81.0
DUP_OF:		DUP_OF:		DUP_OF:	

Parameter	Result	Val Qual	Qual Code
TPH (C10-C32)	2.2	J	P

Parameter	Result	Val Qual	Qual Code
TPH (C10-C32)	2	B	A

Parameter	Result	Val Qual	Qual Code
TPH (C10-C32)	2.2	B	A

PROJ_NO: 00887

SDG: 7L01179 MEDIA: SOIL DATA FRACTION: PET

nsample	SB-516-0001RE	nsample	SB-517-0001	nsample	SB-517-0406
samp_date	11/30/2007	samp_date	11/30/2007	samp_date	11/30/2007
lab_id	A7L010179034	lab_id	A7L010179025	lab_id	A7L010179026
qc_type	NM	qc_type	NM	qc_type	NM
units	MG/KG	units	MG/KG	units	MG/KG
Pct_Solids	84.0	Pct_Solids	88.0	Pct_Solids	82.0
DUP_OF:		DUP_OF:		DUP_OF:	

Parameter	Result	Val Qual	Qual Code
TPH (C10-C32)	23		

Parameter	Result	Val Qual	Qual Code
TPH (C10-C32)	4	J	P

Parameter	Result	Val Qual	Qual Code
TPH (C10-C32)	1.6	B	A

PROJ_NO: 00887

SDG: 7L01179 MEDIA: SOIL DATA FRACTION: PET

nsample	SB-517-0810RE	nsample	SB-518-0001	nsample	SB-518-0406
samp_date	11/30/2007	samp_date	11/30/2007	samp_date	11/30/2007
lab_id	A7L010179027	lab_id	A7L010179028	lab_id	A7L010179029
qc_type	NM	qc_type	NM	qc_type	NM
units	MG/KG	units	MG/KG	units	MG/KG
Pct_Solids	83.0	Pct_Solids	83.0	Pct_Solids	83.0
DUP_OF:		DUP_OF:		DUP_OF:	

Parameter	Result	Val Qual	Qual Code
TPH (C10-C32)	1.8	B	A

Parameter	Result	Val Qual	Qual Code
TPH (C10-C32)	0.61	B	A

Parameter	Result	Val Qual	Qual Code
TPH (C10-C32)	1.8	B	A

PROJ_NO: 00887

SDG: 7L01179 MEDIA: SOIL DATA FRACTION: PET

nsample	SB-518-0810	nsample	SB-519-0001RE	nsample	SB-519-0406RE
samp_date	11/30/2007	samp_date	11/30/2007	samp_date	11/30/2007
lab_id	A7L010179030	lab_id	A7L010179031	lab_id	A7L010179032
qc_type	NM	qc_type	NM	qc_type	NM
units	MG/KG	units	MG/KG	units	MG/KG
Pct_Solids	77.0	Pct_Solids	85.0	Pct_Solids	86.0
DUP_OF:		DUP_OF:		DUP_OF:	

Parameter	Result	Val Qual	Qual Code
TPH (C10-C32)	1.7	B	A

Parameter	Result	Val Qual	Qual Code
TPH (C10-C32)	2.8	B	A

Parameter	Result	Val Qual	Qual Code
TPH (C10-C32)	1.5	B	A

PROJ_NO: 00887

SDG: 7L01179 MEDIA: SOIL DATA FRACTION: PET

nsample	SB-519-0810	nsample	SB-520-0001RE	nsample	SB-520-0406
samp_date	11/30/2007	samp_date	11/30/2007	samp_date	11/30/2007
lab_id	A7L010179033	lab_id	A7L010179035	lab_id	A7L010179036
qc_type	NM	qc_type	NM	qc_type	NM
units	MG/KG	units	MG/KG	units	MG/KG
Pct_Solids	86.0	Pct_Solids	81.0	Pct_Solids	82.0
DUP_OF:		DUP_OF:		DUP_OF:	

Parameter	Result	Val Qual	Qual Code
TPH (C10-C32)	1.3	B	A

Parameter	Result	Val Qual	Qual Code
TPH (C10-C32)	5.2	B	A

Parameter	Result	Val Qual	Qual Code
TPH (C10-C32)	1.3	B	A

PROJ_NO: 00887

SDG: 7L01179 MEDIA: SOIL DATA FRACTION: PET

nsample	SB-520-0810
samp_date	11/30/2007
lab_id	A7L010179037
qc_type	NM
units	MG/KG
Pct_Solids	83.0
DUP_OF:	

Parameter	Result	Val Qual	Qual Code
TPH (C10-C32)	1.1	B	A

APPENDIX B

RESULTS AS REPORTED BY THE LABORATORY

Tetra Tech NUS, Inc

Client Sample ID: SB-510-0001

GC/MS Volatiles

Lot-Sample #...: A7L010179-001 **Work Order #...:** KC9PQ1AC **Matrix.....:** SO
Date Sampled...: 11/28/07 15:25 **Date Received..:** 12/01/07
Prep Date.....: 12/07/07 **Analysis Date..:** 12/07/07
Prep Batch #...: 7342120
Dilution Factor: 1 **Initial Wgt/Vol:** 5 g **Final Wgt/Vol..:** 5 mL
% Moisture.....: 11 **Method.....:** SW846 8260B

PARAMETER	RESULT	REPORTING LIMIT	UNITS	MDL
Diisopropyl Ether (DIPE)	ND	11	ug/kg	1.7
1,2,3-Trimethylbenzene	ND	5.6	ug/kg	0.19
Ethyl-t-Butyl Ether (ETBE)	ND	5.6	ug/kg	0.25
Tert-amyl methyl ether (TAME)	ND	5.6	ug/kg	0.41
Dichlorodifluoromethane	ND	5.6	ug/kg	0.56
cis-1,2-Dichloroethylene	ND	5.6	ug/kg	0.40
trans-1,2-Dichloroethylene	ND	5.6	ug/kg	0.46
Trichlorofluoromethane	ND	5.6	ug/kg	0.38
o-Xylene	ND	5.6	ug/kg	0.39
m-Xylene & p-Xylene	ND	11	ug/kg	1.3
Bromobenzene	ND	5.6	ug/kg	0.79
Bromochloromethane	ND	5.6	ug/kg	0.79
n-Butylbenzene	ND	5.6	ug/kg	0.26
sec-Butylbenzene	ND	5.6	ug/kg	0.20
tert-Butylbenzene	ND	5.6	ug/kg	0.32
1,2-Dibromo-3-chloro-propane	ND	11	ug/kg	1.5
2-Chloroethyl vinyl ether	ND	11	ug/kg	1.6
2-Chlorotoluene	ND	5.6	ug/kg	0.45
4-Chlorotoluene	ND	5.6	ug/kg	0.46
1,2-Dibromoethane	ND	5.6	ug/kg	0.56
Dibromomethane	ND	5.6	ug/kg	0.70
1,2-Dichlorobenzene	ND	5.6	ug/kg	0.40
1,3-Dichlorobenzene	ND	5.6	ug/kg	0.39
1,4-Dichlorobenzene	ND	5.6	ug/kg	0.74
1,3-Dichloropropane	ND	5.6	ug/kg	0.38
2,2-Dichloropropane	ND	5.6	ug/kg	1.1
1,1-Dichloropropene	ND	5.6	ug/kg	0.34
Hexachlorobutadiene	ND	5.6	ug/kg	1.3
Isopropylbenzene	ND	5.6	ug/kg	0.18
p-Isopropyltoluene	ND	5.6	ug/kg	0.23
tert-Butyl alcohol	ND	110	ug/kg	8.5
Naphthalene	**0.55 J,B**	**5.6**	**ug/kg**	**0.21**
n-Propylbenzene	ND	5.6	ug/kg	0.45
1,1,1,2-Tetrachloroethane	ND	5.6	ug/kg	0.69
1,2,3-Trichlorobenzene	ND	5.6	ug/kg	0.43
1,2,4-Trichloro-benzene	ND	5.6	ug/kg	0.30

(Continued on next page)

Tetra Tech NUS, Inc

Client Sample ID: SB-510-0001

GC/MS Volatiles

Lot-Sample #...: A7L010179-001 **Work Order #...:** KC9PQ1AC **Matrix.....:** SO

PARAMETER	RESULT	REPORTING LIMIT	UNITS	MDL
1,2,3-Trichloropropane	ND	5.6	ug/kg	1.0
1,1,2-Trichloro-1,2,2-trifluoroethane	ND	5.6	ug/kg	1.5
1,2,4-Trimethylbenzene	ND	5.6	ug/kg	0.73
Vinyl acetate	ND	11	ug/kg	0.28
Methyl tert-butyl ether	ND	11	ug/kg	0.48
Chloromethane	ND	5.6	ug/kg	0.46
Bromomethane	ND	5.6	ug/kg	0.60
Vinyl chloride	ND	5.6	ug/kg	0.44
Chloroethane	ND	5.6	ug/kg	0.96
Methylene chloride	**6.4 B**	**5.6**	**ug/kg**	**0.75**
Acetone	ND	11	ug/kg	7.0
Carbon disulfide	ND	5.6	ug/kg	0.49
1,1-Dichloroethene	ND	5.6	ug/kg	0.58
1,1-Dichloroethane	ND	5.6	ug/kg	0.40
Chloroform	ND	5.6	ug/kg	0.32
1,2-Dichloroethane	ND	5.6	ug/kg	0.38
2-Butanone	ND	11	ug/kg	1.6
1,1,1-Trichloroethane	ND	5.6	ug/kg	0.63
Carbon tetrachloride	ND	5.6	ug/kg	0.41
Bromodichloromethane	ND	5.6	ug/kg	0.31
1,2-Dichloropropane	ND	5.6	ug/kg	0.77
cis-1,3-Dichloropropene	ND	5.6	ug/kg	0.38
Trichloroethene	ND	5.6	ug/kg	0.47
Dibromochloromethane	ND	5.6	ug/kg	0.62
Benzene	ND	5.6	ug/kg	0.26
trans-1,3-Dichloropropene	ND	5.6	ug/kg	0.60
Bromoform	ND	5.6	ug/kg	0.37
4-Methyl-2-pentanone	ND	11	ug/kg	0.60
2-Hexanone	ND	11	ug/kg	0.70
Tetrachloroethene	ND	5.6	ug/kg	0.58
1,1,2,2-Tetrachloroethane	ND	5.6	ug/kg	0.38
Toluene	ND	5.6	ug/kg	0.30
Chlorobenzene	ND	5.6	ug/kg	0.37
Ethylbenzene	ND	5.6	ug/kg	0.29
Styrene	ND	5.6	ug/kg	0.17
Xylenes (total)	ND	11	ug/kg	0.75

SURROGATE	PERCENT RECOVERY	RECOVERY LIMITS
Dibromofluoromethane	82	(59 - 138)
1,2-Dichloroethane-d4	88	(61 - 130)
Toluene-d8	83	(60 - 143)
4-Bromofluorobenzene	82	(47 - 158)

(Continued on next page)

Tetra Tech NUS, Inc

Client Sample ID: SB-510-0001

GC/MS Volatiles

Lot-Sample #...: A7L010179-001 Work Order #...: KC9PQ1AC Matrix.....: SO

NOTE(S):

Results and reporting limits have been adjusted for dry weight.

J Estimated result. Result is less than RL.

B Method blank contamination. The associated method blank contains the target analyte at a reportable level.

Tetra Tech NUS, Inc

SB-510-0001

GC/MS Volatiles

Lot-Sample #: A7L010179-001 **Work Order #:** KC9PQ1AC **Matrix:** SO

MASS SPECTROMETER/DATA SYSTEM (MSDS) TENTATIVELY IDENTIFIED COMPOUNDS

PARAMETER	CAS #	ESTIMATED RESULT	RETENTION TIME	UNITS
None				ug/kg

Tetra Tech NUS, Inc

Client Sample ID: SB-510-0406

GC/MS Volatiles

Lot-Sample #...: A7L010179-002	**Work Order #...:** KC9PT1AG	**Matrix.....:** SO	
Date Sampled...: 11/28/07 15:30	**Date Received..:** 12/01/07		
Prep Date.....: 12/07/07	**Analysis Date..:** 12/07/07		
Prep Batch #...: 7342120			
Dilution Factor: 1	**Initial Wgt/Vol:** 5 g	**Final Wgt/Vol..:** 5 mL	
% Moisture.....: 13	**Method.....:** SW846 8260B		

PARAMETER	RESULT	REPORTING LIMIT	UNITS	MDL
Diisopropyl Ether (DIPE)	ND	12	ug/kg	1.7
1,2,3-Trimethylbenzene	ND	5.8	ug/kg	0.20
Ethyl-t-Butyl Ether (ETBE)	ND	5.8	ug/kg	0.25
Tert-amyl methyl ether (TAME)	ND	5.8	ug/kg	0.43
Dichlorodifluoromethane	ND	5.8	ug/kg	0.58
cis-1,2-Dichloroethylene	ND	5.8	ug/kg	0.41
trans-1,2-Dichloroethylene	ND	5.8	ug/kg	0.47
Trichlorofluoromethane	ND	5.8	ug/kg	0.39
o-Xylene	ND	5.8	ug/kg	0.40
m-Xylene & p-Xylene	ND	12	ug/kg	1.4
Bromobenzene	ND	5.8	ug/kg	0.82
Bromochloromethane	ND	5.8	ug/kg	0.82
n-Butylbenzene	ND	5.8	ug/kg	0.26
sec-Butylbenzene	ND	5.8	ug/kg	0.21
tert-Butylbenzene	ND	5.8	ug/kg	0.33
1,2-Dibromo-3-chloro-propane	ND	12	ug/kg	1.5
2-Chloroethyl vinyl ether	ND	12	ug/kg	1.6
2-Chlorotoluene	ND	5.8	ug/kg	0.46
4-Chlorotoluene	ND	5.8	ug/kg	0.47
1,2-Dibromoethane	ND	5.8	ug/kg	0.58
Dibromomethane	ND	5.8	ug/kg	0.73
1,2-Dichlorobenzene	ND	5.8	ug/kg	0.41
1,3-Dichlorobenzene	ND	5.8	ug/kg	0.40
1,4-Dichlorobenzene	ND	5.8	ug/kg	0.76
1,3-Dichloropropane	ND	5.8	ug/kg	0.39
2,2-Dichloropropane	ND	5.8	ug/kg	1.1
1,1-Dichloropropene	ND	5.8	ug/kg	0.35
Hexachlorobutadiene	ND	5.8	ug/kg	1.4
Isopropylbenzene	ND	5.8	ug/kg	0.18
p-Isopropyltoluene	ND	5.8	ug/kg	0.24
tert-Butyl alcohol	ND	120	ug/kg	8.8
Naphthalene	ND	5.8	ug/kg	0.22
n-Propylbenzene	ND	5.8	ug/kg	0.46
1,1,1,2-Tetrachloroethane	ND	5.8	ug/kg	0.71
1,2,3-Trichlorobenzene	ND	5.8	ug/kg	0.44
1,2,4-Trichloro-benzene	ND	5.8	ug/kg	0.31

(Continued on next page)

Tetra Tech NUS, Inc

Client Sample ID: SB-510-0406

GC/MS Volatiles

Lot-Sample #...: A7L010179-002 **Work Order #...:** KC9PT1AG **Matrix.....:** SO

PARAMETER	RESULT	REPORTING LIMIT	UNITS	MDL
1,2,3-Trichloropropane	ND	5.8	ug/kg	1.0
1,1,2-Trichloro-1,2,2-trifluoroethane	ND	5.8	ug/kg	1.5
1,2,4-Trimethylbenzene	ND	5.8	ug/kg	0.75
Vinyl acetate	ND	12	ug/kg	0.29
Methyl tert-butyl ether	ND	12	ug/kg	0.50
Chloromethane	ND	5.8	ug/kg	0.47
Bromomethane	ND	5.8	ug/kg	0.62
Vinyl chloride	ND	5.8	ug/kg	0.45
Chloroethane	ND	5.8	ug/kg	0.99
Methylene chloride	**5.2 J,B**	**5.8**	**ug/kg**	**0.77**
Acetone	ND	12	ug/kg	7.3
Carbon disulfide	ND	5.8	ug/kg	0.51
1,1-Dichloroethene	ND	5.8	ug/kg	0.60
1,1-Dichloroethane	ND	5.8	ug/kg	0.41
Chloroform	ND	5.8	ug/kg	0.33
1,2-Dichloroethane	ND	5.8	ug/kg	0.39
2-Butanone	ND	12	ug/kg	1.6
1,1,1-Trichloroethane	ND	5.8	ug/kg	0.64
Carbon tetrachloride	ND	5.8	ug/kg	0.43
Bromodichloromethane	ND	5.8	ug/kg	0.32
1,2-Dichloropropane	ND	5.8	ug/kg	0.79
cis-1,3-Dichloropropene	ND	5.8	ug/kg	0.39
Trichloroethene	ND	5.8	ug/kg	0.48
Dibromochloromethane	ND	5.8	ug/kg	0.63
Benzene	ND	5.8	ug/kg	0.26
trans-1,3-Dichloropropene	ND	5.8	ug/kg	0.62
Bromoform	ND	5.8	ug/kg	0.38
4-Methyl-2-pentanone	ND	12	ug/kg	0.62
2-Hexanone	ND	12	ug/kg	0.73
Tetrachloroethene	ND	5.8	ug/kg	0.60
1,1,2,2-Tetrachloroethane	ND	5.8	ug/kg	0.39
Toluene	ND	5.8	ug/kg	0.31
Chlorobenzene	ND	5.8	ug/kg	0.38
Ethylbenzene	ND	5.8	ug/kg	0.30
Styrene	ND	5.8	ug/kg	0.17
Xylenes (total)	ND	12	ug/kg	0.77

SURROGATE	PERCENT RECOVERY	RECOVERY LIMITS
Dibromofluoromethane	82	(59 - 138)
1,2-Dichloroethane-d4	88	(61 - 130)
Toluene-d8	82	(60 - 143)
4-Bromofluorobenzene	81	(47 - 158)

(Continued on next page)

Tetra Tech NUS, Inc

Client Sample ID: SB-510-0406

GC/MS Volatiles

Lot-Sample #...: A7L010179-002 Work Order #...: KC9PT1AG Matrix.....: SO

NOTE(S):

Results and reporting limits have been adjusted for dry weight.

J Estimated result. Result is less than RL.

B Method blank contamination. The associated method blank contains the target analyte at a reportable level.

Tetra Tech NUS, Inc

SB-510-0406

GC/MS Volatiles

Lot-Sample #: A7L010179-002 **Work Order #:** KC9PT1AG **Matrix:** SO

MASS SPECTROMETER/DATA SYSTEM (MSDS) TENTATIVELY IDENTIFIED COMPOUNDS

PARAMETER	CAS #	ESTIMATED RESULT	RETENTION TIME	UNITS
None				ug/kg

Tetra Tech NUS, Inc

Client Sample ID: SB-510-0810

GC/MS Volatiles

Lot-Sample #...: A7L010179-003 **Work Order #...:** KC9PW1AG **Matrix.....:** SO
Date Sampled...: 11/28/07 15:35 **Date Received..:** 12/01/07
Prep Date.....: 12/07/07 **Analysis Date..:** 12/07/07
Prep Batch #...: 7342120
Dilution Factor: 1 **Initial Wgt/Vol:** 5 g **Final Wgt/Vol..:** 5 mL
% Moisture.....: 13 **Method.....:** SW846 8260B

PARAMETER	RESULT	REPORTING LIMIT	UNITS	MDL
Diisopropyl Ether (DIPE)	ND	12	ug/kg	1.7
1,2,3-Trimethylbenzene	ND	5.8	ug/kg	0.20
Ethyl-t-Butyl Ether (ETBE)	ND	5.8	ug/kg	0.25
Tert-amyl methyl ether (TAME)	ND	5.8	ug/kg	0.43
Dichlorodifluoromethane	ND	5.8	ug/kg	0.58
cis-1,2-Dichloroethylene	ND	5.8	ug/kg	0.42
trans-1,2-Dichloroethylene	ND	5.8	ug/kg	0.47
Trichlorofluoromethane	ND	5.8	ug/kg	0.39
o-Xylene	ND	5.8	ug/kg	0.40
m-Xylene & p-Xylene	ND	12	ug/kg	1.4
Bromobenzene	ND	5.8	ug/kg	0.82
Bromochloromethane	ND	5.8	ug/kg	0.82
n-Butylbenzene	ND	5.8	ug/kg	0.27
sec-Butylbenzene	ND	5.8	ug/kg	0.21
tert-Butylbenzene	ND	5.8	ug/kg	0.34
1,2-Dibromo-3-chloro-propane	ND	12	ug/kg	1.5
2-Chloroethyl vinyl ether	ND	12	ug/kg	1.6
2-Chlorotoluene	ND	5.8	ug/kg	0.46
4-Chlorotoluene	ND	5.8	ug/kg	0.47
1,2-Dibromoethane	ND	5.8	ug/kg	0.58
Dibromomethane	ND	5.8	ug/kg	0.73
1,2-Dichlorobenzene	ND	5.8	ug/kg	0.42
1,3-Dichlorobenzene	ND	5.8	ug/kg	0.40
1,4-Dichlorobenzene	ND	5.8	ug/kg	0.76
1,3-Dichloropropane	ND	5.8	ug/kg	0.39
2,2-Dichloropropane	ND	5.8	ug/kg	1.1
1,1-Dichloropropene	ND	5.8	ug/kg	0.35
Hexachlorobutadiene	ND	5.8	ug/kg	1.4
Isopropylbenzene	ND	5.8	ug/kg	0.18
p-Isopropyltoluene	ND	5.8	ug/kg	0.24
tert-Butyl alcohol	ND	120	ug/kg	8.8
Naphthalene	ND	5.8	ug/kg	0.22
n-Propylbenzene	ND	5.8	ug/kg	0.46
1,1,1,2-Tetrachloroethane	ND	5.8	ug/kg	0.72
1,2,3-Trichlorobenzene	ND	5.8	ug/kg	0.44
1,2,4-Trichloro-benzene	ND	5.8	ug/kg	0.31

(Continued on next page)

Tetra Tech NUS, Inc

Client Sample ID: SB-510-0810

GC/MS Volatiles

Lot-Sample #...: A7L010179-003 Work Order #...: KC9PW1AG Matrix.....: SO

PARAMETER	RESULT	REPORTING LIMIT	UNITS	MDL
1,2,3-Trichloropropane	ND	5.8	ug/kg	1.0
1,1,2-Trichloro-1,2,2-trifluoroethane	ND	5.8	ug/kg	1.5
1,2,4-Trimethylbenzene	ND	5.8	ug/kg	0.75
Vinyl acetate	ND	12	ug/kg	0.29
Methyl tert-butyl ether	ND	12	ug/kg	0.50
Chloromethane	ND	5.8	ug/kg	0.47
Bromomethane	ND	5.8	ug/kg	0.62
Vinyl chloride	ND	5.8	ug/kg	0.45
Chloroethane	ND	5.8	ug/kg	0.99
Methylene chloride	**4.5 J,B**	**5.8**	**ug/kg**	**0.77**
Acetone	**8.9 J**	**12**	**ug/kg**	**7.3**
Carbon disulfide	ND	5.8	ug/kg	0.51
1,1-Dichloroethene	ND	5.8	ug/kg	0.60
1,1-Dichloroethane	ND	5.8	ug/kg	0.42
Chloroform	ND	5.8	ug/kg	0.34
1,2-Dichloroethane	ND	5.8	ug/kg	0.39
2-Butanone	ND	12	ug/kg	1.6
1,1,1-Trichloroethane	ND	5.8	ug/kg	0.65
Carbon tetrachloride	ND	5.8	ug/kg	0.43
Bromodichloromethane	ND	5.8	ug/kg	0.32
1,2-Dichloropropane	ND	5.8	ug/kg	0.80
cis-1,3-Dichloropropene	ND	5.8	ug/kg	0.39
Trichloroethene	ND	5.8	ug/kg	0.49
Dibromochloromethane	ND	5.8	ug/kg	0.64
Benzene	ND	5.8	ug/kg	0.27
trans-1,3-Dichloropropene	ND	5.8	ug/kg	0.62
Bromoform	ND	5.8	ug/kg	0.38
4-Methyl-2-pentanone	ND	12	ug/kg	0.62
2-Hexanone	ND	12	ug/kg	0.73
Tetrachloroethene	ND	5.8	ug/kg	0.60
1,1,2,2-Tetrachloroethane	ND	5.8	ug/kg	0.39
Toluene	ND	5.8	ug/kg	0.31
Chlorobenzene	ND	5.8	ug/kg	0.38
Ethylbenzene	ND	5.8	ug/kg	0.30
Styrene	ND	5.8	ug/kg	0.17
Xylenes (total)	ND	12	ug/kg	0.77

SURROGATE	PERCENT RECOVERY	RECOVERY LIMITS
Dibromofluoromethane	82	(59 - 138)
1,2-Dichloroethane-d4	89	(61 - 130)
Toluene-d8	82	(60 - 143)
4-Bromofluorobenzene	80	(47 - 158)

(Continued on next page)

Tetra Tech NUS, Inc

Client Sample ID: SB-510-0810

GC/MS Volatiles

Lot-Sample #...: A7L010179-003 Work Order #...: KC9PW1AG Matrix.....: SO

NOTE(S):

Results and reporting limits have been adjusted for dry weight.

J Estimated result. Result is less than RL.

B Method blank contamination. The associated method blank contains the target analyte at a reportable level.

Tetra Tech NUS, Inc

SB-510-0810

GC/MS Volatiles

Lot-Sample #: A7L010179-003 **Work Order #:** KC9PW1AG **Matrix:** SO

MASS SPECTROMETER/DATA SYSTEM (MSDS) TENTATIVELY IDENTIFIED COMPOUNDS

PARAMETER	CAS #	ESTIMATED RESULT	RETENTION TIME	UNITS
None				ug/kg

Tetra Tech NUS, Inc

Client Sample ID: DUP-04

GC/MS Volatiles

Lot-Sample #...: A7L010179-004 **Work Order #...:** KC9PX1AG **Matrix.....:** SO
Date Sampled...: 11/28/07 **Date Received..:** 12/01/07
Prep Date.....: 12/07/07 **Analysis Date..:** 12/07/07
Prep Batch #...: 7342120
Dilution Factor: 1 **Initial Wgt/Vol:** 5 g **Final Wgt/Vol..:** 5 mL
% Moisture.....: 14 **Method.....:** SW846 8260B

PARAMETER	RESULT	REPORTING LIMIT	UNITS	MDL
Diisopropyl Ether (DIPE)	ND	12	ug/kg	1.8
1,2,3-Trimethylbenzene	ND	5.8	ug/kg	0.20
Ethyl-t-Butyl Ether (ETBE)	ND	5.8	ug/kg	0.26
Tert-amyl methyl ether (TAME)	ND	5.8	ug/kg	0.43
Dichlorodifluoromethane	ND	5.8	ug/kg	0.58
cis-1,2-Dichloroethylene	ND	5.8	ug/kg	0.42
trans-1,2-Dichloroethylene	ND	5.8	ug/kg	0.48
Trichlorofluoromethane	ND	5.8	ug/kg	0.40
o-Xylene	ND	5.8	ug/kg	0.41
m-Xylene & p-Xylene	ND	12	ug/kg	1.4
Bromobenzene	ND	5.8	ug/kg	0.83
Bromochloromethane	ND	5.8	ug/kg	0.83
n-Butylbenzene	ND	5.8	ug/kg	0.27
sec-Butylbenzene	ND	5.8	ug/kg	0.21
tert-Butylbenzene	ND	5.8	ug/kg	0.34
1,2-Dibromo-3-chloro-propane	ND	12	ug/kg	1.5
2-Chloroethyl vinyl ether	ND	12	ug/kg	1.6
2-Chlorotoluene	ND	5.8	ug/kg	0.47
4-Chlorotoluene	ND	5.8	ug/kg	0.48
1,2-Dibromoethane	ND	5.8	ug/kg	0.58
Dibromomethane	ND	5.8	ug/kg	0.74
1,2-Dichlorobenzene	ND	5.8	ug/kg	0.42
1,3-Dichlorobenzene	ND	5.8	ug/kg	0.41
1,4-Dichlorobenzene	ND	5.8	ug/kg	0.77
1,3-Dichloropropane	ND	5.8	ug/kg	0.40
2,2-Dichloropropane	ND	5.8	ug/kg	1.1
1,1-Dichloropropene	ND	5.8	ug/kg	0.35
Hexachlorobutadiene	ND	5.8	ug/kg	1.4
Isopropylbenzene	ND	5.8	ug/kg	0.19
p-Isopropyltoluene	ND	5.8	ug/kg	0.25
tert-Butyl alcohol	ND	120	ug/kg	8.9
Naphthalene	ND	5.8	ug/kg	0.22
n-Propylbenzene	ND	5.8	ug/kg	0.47
1,1,1,2-Tetrachloroethane	ND	5.8	ug/kg	0.72
1,2,3-Trichlorobenzene	ND	5.8	ug/kg	0.44
1,2,4-Trichloro-benzene	ND	5.8	ug/kg	0.32

(Continued on next page)

Tetra Tech NUS, Inc

Client Sample ID: DUP-04

GC/MS Volatiles

Lot-Sample #...: A7L010179-004 **Work Order #...:** KC9PX1AG **Matrix.....:** SO

PARAMETER	RESULT	REPORTING LIMIT	UNITS	MDL
1,2,3-Trichloropropane	ND	5.8	ug/kg	1.1
1,1,2-Trichloro-1,2,2-trifluoroethane	ND	5.8	ug/kg	1.5
1,2,4-Trimethylbenzene	ND	5.8	ug/kg	0.76
Vinyl acetate	ND	12	ug/kg	0.29
Methyl tert-butyl ether	ND	12	ug/kg	0.50
Chloromethane	ND	5.8	ug/kg	0.48
Bromomethane	ND	5.8	ug/kg	0.63
Vinyl chloride	ND	5.8	ug/kg	0.46
Chloroethane	ND	5.8	ug/kg	1.0
Methylene chloride	**4.5 J,B**	**5.8**	**ug/kg**	**0.78**
Acetone	ND	12	ug/kg	7.4
Carbon disulfide	ND	5.8	ug/kg	0.51
1,1-Dichloroethene	ND	5.8	ug/kg	0.61
1,1-Dichloroethane	ND	5.8	ug/kg	0.42
Chloroform	ND	5.8	ug/kg	0.34
1,2-Dichloroethane	ND	5.8	ug/kg	0.40
2-Butanone	ND	12	ug/kg	1.6
1,1,1-Trichloroethane	ND	5.8	ug/kg	0.65
Carbon tetrachloride	ND	5.8	ug/kg	0.43
Bromodichloromethane	ND	5.8	ug/kg	0.33
1,2-Dichloropropane	ND	5.8	ug/kg	0.81
cis-1,3-Dichloropropene	ND	5.8	ug/kg	0.40
Trichloroethene	ND	5.8	ug/kg	0.49
Dibromochloromethane	ND	5.8	ug/kg	0.64
Benzene	ND	5.8	ug/kg	0.27
trans-1,3-Dichloropropene	ND	5.8	ug/kg	0.63
Bromoform	ND	5.8	ug/kg	0.39
4-Methyl-2-pentanone	ND	12	ug/kg	0.63
2-Hexanone	ND	12	ug/kg	0.74
Tetrachloroethene	ND	5.8	ug/kg	0.61
1,1,2,2-Tetrachloroethane	ND	5.8	ug/kg	0.40
Toluene	ND	5.8	ug/kg	0.32
Chlorobenzene	ND	5.8	ug/kg	0.39
Ethylbenzene	ND	5.8	ug/kg	0.30
Styrene	ND	5.8	ug/kg	0.18
Xylenes (total)	ND	12	ug/kg	0.78

SURROGATE	PERCENT RECOVERY	RECOVERY LIMITS
Dibromofluoromethane	80	(59 - 138)
1,2-Dichloroethane-d4	88	(61 - 130)
Toluene-d8	83	(60 - 143)
4-Bromofluorobenzene	80	(47 - 158)

(Continued on next page)

Tetra Tech NUS, Inc

Client Sample ID: DUP-04

GC/MS Volatiles

Lot-Sample #...: A7L010179-004 Work Order #...: KC9PX1AG Matrix.....: SO

NOTE(S):

Results and reporting limits have been adjusted for dry weight.

J Estimated result. Result is less than RL.

B Method blank contamination. The associated method blank contains the target analyte at a reportable level.

Tetra Tech NUS, Inc

DUP-04

GC/MS Volatiles

Lot-Sample #: A7L010179-004 **Work Order #:** KC9PX1AG **Matrix:** SO

MASS SPECTROMETER/DATA SYSTEM (MSDS) TENTATIVELY IDENTIFIED COMPOUNDS

PARAMETER	CAS #	ESTIMATED RESULT	RETENTION TIME	UNITS
None				ug/kg

Tetra Tech NUS, Inc

Client Sample ID: DUP-05

GC/MS Volatiles

Lot-Sample #...: A7L010179-023 **Work Order #...:** KC9Q51AG **Matrix.....:** SO
Date Sampled...: 11/29/07 **Date Received..:** 12/01/07
Prep Date.....: 12/12/07 **Analysis Date..:** 12/12/07
Prep Batch #...: 7346589
Dilution Factor: 1 **Initial Wgt/Vol:** 5 g **Final Wgt/Vol..:** 5 mL
% Moisture.....: 21 **Method.....:** SW846 8260B

PARAMETER	RESULT	REPORTING LIMIT	UNITS	MDL
Diisopropyl Ether (DIPE)	ND	13	ug/kg	1.9
1,2,3-Trimethylbenzene	ND	6.3	ug/kg	0.21
Ethyl-t-Butyl Ether (ETBE)	ND	6.3	ug/kg	0.28
Tert-amyl methyl ether (TAME)	ND	6.3	ug/kg	0.47
Dichlorodifluoromethane	ND	6.3	ug/kg	0.63
cis-1,2-Dichloroethylene	ND	6.3	ug/kg	0.45
trans-1,2-Dichloroethylene	ND	6.3	ug/kg	0.52
Trichlorofluoromethane	ND	6.3	ug/kg	0.43
o-Xylene	ND	6.3	ug/kg	0.44
m-Xylene & p-Xylene	ND	13	ug/kg	1.5
Bromobenzene	ND	6.3	ug/kg	0.89
Bromochloromethane	ND	6.3	ug/kg	0.89
n-Butylbenzene	ND	6.3	ug/kg	0.29
sec-Butylbenzene	ND	6.3	ug/kg	0.23
tert-Butylbenzene	ND	6.3	ug/kg	0.37
1,2-Dibromo-3-chloro-propane	ND	13	ug/kg	1.6
2-Chloroethyl vinyl ether	ND	13	ug/kg	1.8
2-Chlorotoluene	ND	6.3	ug/kg	0.50
4-Chlorotoluene	ND	6.3	ug/kg	0.52
1,2-Dibromoethane	ND	6.3	ug/kg	0.63
Dibromomethane	ND	6.3	ug/kg	0.79
1,2-Dichlorobenzene	ND	6.3	ug/kg	0.45
1,3-Dichlorobenzene	ND	6.3	ug/kg	0.44
1,4-Dichlorobenzene	ND	6.3	ug/kg	0.83
1,3-Dichloropropane	ND	6.3	ug/kg	0.43
2,2-Dichloropropane	ND	6.3	ug/kg	1.2
1,1-Dichloropropene	ND	6.3	ug/kg	0.38
Hexachlorobutadiene	ND	6.3	ug/kg	1.5
Isopropylbenzene	ND	6.3	ug/kg	0.20
p-Isopropyltoluene	ND	6.3	ug/kg	0.26
tert-Butyl alcohol	ND	130	ug/kg	9.6
Naphthalene	**51 B**	**6.3**	**ug/kg**	**0.24**
n-Propylbenzene	ND	6.3	ug/kg	0.50
1,1,1,2-Tetrachloroethane	ND	6.3	ug/kg	0.78
1,2,3-Trichlorobenzene	ND	6.3	ug/kg	0.48
1,2,4-Trichloro-benzene	ND	6.3	ug/kg	0.34

(Continued on next page)

Tetra Tech NUS, Inc

Client Sample ID: DUP-05

GC/MS Volatiles

Lot-Sample #...: A7L010179-023 Work Order #...: KC9Q51AG Matrix.....: SO

PARAMETER	RESULT	REPORTING LIMIT	UNITS	MDL
1,2,3-Trichloropropane	ND	6.3	ug/kg	1.1
1,1,2-Trichloro-1,2,2-trifluoroethane	ND	6.3	ug/kg	1.6
1,2,4-Trimethylbenzene	ND	6.3	ug/kg	0.82
Vinyl acetate	ND	13	ug/kg	0.32
Methyl tert-butyl ether	ND	13	ug/kg	0.54
Chloromethane	ND	6.3	ug/kg	0.52
Bromomethane	ND	6.3	ug/kg	0.68
Vinyl chloride	ND	6.3	ug/kg	0.49
Chloroethane	ND	6.3	ug/kg	1.1
Methylene chloride	**4.7 J,B**	**6.3**	**ug/kg**	**0.84**
Acetone	**12 J**	**13**	**ug/kg**	**7.9**
Carbon disulfide	ND	6.3	ug/kg	0.55
1,1-Dichloroethene	ND	6.3	ug/kg	0.66
1,1-Dichloroethane	ND	6.3	ug/kg	0.45
Chloroform	ND	6.3	ug/kg	0.37
1,2-Dichloroethane	ND	6.3	ug/kg	0.43
2-Butanone	ND	13	ug/kg	1.8
1,1,1-Trichloroethane	ND	6.3	ug/kg	0.71
Carbon tetrachloride	ND	6.3	ug/kg	0.47
Bromodichloromethane	ND	6.3	ug/kg	0.35
1,2-Dichloropropane	ND	6.3	ug/kg	0.87
cis-1,3-Dichloropropene	ND	6.3	ug/kg	0.43
Trichloroethene	ND	6.3	ug/kg	0.53
Dibromochloromethane	ND	6.3	ug/kg	0.69
Benzene	ND	6.3	ug/kg	0.29
trans-1,3-Dichloropropene	ND	6.3	ug/kg	0.68
Bromoform	ND	6.3	ug/kg	0.42
4-Methyl-2-pentanone	ND	13	ug/kg	0.68
2-Hexanone	ND	13	ug/kg	0.79
Tetrachloroethene	ND	6.3	ug/kg	0.66
1,1,2,2-Tetrachloroethane	ND	6.3	ug/kg	0.43
Toluene	ND	6.3	ug/kg	0.34
Chlorobenzene	ND	6.3	ug/kg	0.42
Ethylbenzene	ND	6.3	ug/kg	0.33
Styrene	ND	6.3	ug/kg	0.19
Xylenes (total)	ND	13	ug/kg	0.84

SURROGATE	PERCENT RECOVERY	RECOVERY LIMITS
Dibromofluoromethane	78	(59 - 138)
1,2-Dichloroethane-d4	86	(61 - 130)
Toluene-d8	81	(60 - 143)
4-Bromofluorobenzene	82	(47 - 158)

(Continued on next page)

Tetra Tech NUS, Inc

Client Sample ID: DUP-05

GC/MS Volatiles

Lot-Sample #...: A7L010179-023 Work Order #...: KC9Q51AG Matrix.....: SO

NOTE(S):

Results and reporting limits have been adjusted for dry weight.

B Method blank contamination. The associated method blank contains the target analyte at a reportable level.

J Estimated result. Result is less than RL.

Tetra Tech NUS, Inc

DUP-05

GC/MS Volatiles

Lot-Sample #: A7L010179-023 **Work Order #:** KC9Q51AG **Matrix:** SO

MASS SPECTROMETER/DATA SYSTEM (MSDS) TENTATIVELY IDENTIFIED COMPOUNDS

PARAMETER	CAS #	ESTIMATED RESULT		RETENTION TIME	UNITS
Naphthalene, 2-methyl-	91-57-6	19 NJ	M	13.667	ug/kg
Naphthalene, 2-methyl-	91-57-6	11 NJ	M	13.935	ug/kg

NOTE(S):

M: Result was measured against nearest internal standard assuming a response factor of 1.

Tetra Tech NUS, Inc

Client Sample ID: DUP-06

GC/MS Volatiles

Lot-Sample #...: A7L010179-024	**Work Order #...:** KC9Q61AG	**Matrix.....:** SO	
Date Sampled...: 11/29/07	**Date Received..:** 12/01/07		
Prep Date.....: 12/12/07	**Analysis Date..:** 12/12/07		
Prep Batch #...: 7346589			
Dilution Factor: 1	**Initial Wgt/Vol:** 5 g	**Final Wgt/Vol..:** 5 mL	
% Moisture.....: 15	**Method.....:** SW846 8260B		

PARAMETER	RESULT	REPORTING LIMIT	UNITS	MDL
Diisopropyl Ether (DIPE)	ND	12	ug/kg	1.8
1,2,3-Trimethylbenzene	ND	5.9	ug/kg	0.20
Ethyl-t-Butyl Ether (ETBE)	ND	5.9	ug/kg	0.26
Tert-amyl methyl ether (TAME)	ND	5.9	ug/kg	0.44
Dichlorodifluoromethane	ND	5.9	ug/kg	0.59
cis-1,2-Dichloroethylene	ND	5.9	ug/kg	0.42
trans-1,2-Dichloroethylene	ND	5.9	ug/kg	0.48
Trichlorofluoromethane	ND	5.9	ug/kg	0.40
o-Xylene	ND	5.9	ug/kg	0.41
m-Xylene & p-Xylene	ND	12	ug/kg	1.4
Bromobenzene	ND	5.9	ug/kg	0.84
Bromochloromethane	ND	5.9	ug/kg	0.84
n-Butylbenzene	ND	5.9	ug/kg	0.27
sec-Butylbenzene	ND	5.9	ug/kg	0.21
tert-Butylbenzene	ND	5.9	ug/kg	0.34
1,2-Dibromo-3-chloro-propane	ND	12	ug/kg	1.5
2-Chloroethyl vinyl ether	ND	12	ug/kg	1.7
2-Chlorotoluene	ND	5.9	ug/kg	0.47
4-Chlorotoluene	ND	5.9	ug/kg	0.48
1,2-Dibromoethane	ND	5.9	ug/kg	0.59
Dibromomethane	ND	5.9	ug/kg	0.74
1,2-Dichlorobenzene	ND	5.9	ug/kg	0.42
1,3-Dichlorobenzene	ND	5.9	ug/kg	0.41
1,4-Dichlorobenzene	ND	5.9	ug/kg	0.78
1,3-Dichloropropane	ND	5.9	ug/kg	0.40
2,2-Dichloropropane	ND	5.9	ug/kg	1.1
1,1-Dichloropropene	ND	5.9	ug/kg	0.35
Hexachlorobutadiene	ND	5.9	ug/kg	1.4
Isopropylbenzene	ND	5.9	ug/kg	0.19
p-Isopropyltoluene	ND	5.9	ug/kg	0.25
tert-Butyl alcohol	ND	120	ug/kg	9.0
Naphthalene	ND	5.9	ug/kg	0.22
n-Propylbenzene	ND	5.9	ug/kg	0.47
1,1,1,2-Tetrachloroethane	ND	5.9	ug/kg	0.73
1,2,3-Trichlorobenzene	ND	5.9	ug/kg	0.45
1,2,4-Trichloro-benzene	ND	5.9	ug/kg	0.32

(Continued on next page)

Tetra Tech NUS, Inc

Client Sample ID: DUP-06

GC/MS Volatiles

Lot-Sample #...: A7L010179-024 **Work Order #...:** KC9Q61AG **Matrix.....:** SO

PARAMETER	RESULT	REPORTING LIMIT	UNITS	MDL
1,2,3-Trichloropropane	ND	5.9	ug/kg	1.1
1,1,2-Trichloro-1,2,2-trifluoroethane	ND	5.9	ug/kg	1.5
1,2,4-Trimethylbenzene	ND	5.9	ug/kg	0.77
Vinyl acetate	ND	12	ug/kg	0.29
Methyl tert-butyl ether	ND	12	ug/kg	0.51
Chloromethane	ND	5.9	ug/kg	0.48
Bromomethane	ND	5.9	ug/kg	0.64
Vinyl chloride	ND	5.9	ug/kg	0.46
Chloroethane	ND	5.9	ug/kg	1.0
Methylene chloride	**3.2 J,B**	**5.9**	**ug/kg**	**0.79**
Acetone	**49**	**12**	**ug/kg**	**7.4**
Carbon disulfide	ND	5.9	ug/kg	0.52
1,1-Dichloroethene	ND	5.9	ug/kg	0.61
1,1-Dichloroethane	ND	5.9	ug/kg	0.42
Chloroform	ND	5.9	ug/kg	0.34
1,2-Dichloroethane	ND	5.9	ug/kg	0.40
2-Butanone	ND	12	ug/kg	1.7
1,1,1-Trichloroethane	ND	5.9	ug/kg	0.66
Carbon tetrachloride	ND	5.9	ug/kg	0.44
Bromodichloromethane	ND	5.9	ug/kg	0.33
1,2-Dichloropropane	ND	5.9	ug/kg	0.81
cis-1,3-Dichloropropene	ND	5.9	ug/kg	0.40
Trichloroethene	ND	5.9	ug/kg	0.50
Dibromochloromethane	ND	5.9	ug/kg	0.65
Benzene	ND	5.9	ug/kg	0.27
trans-1,3-Dichloropropene	ND	5.9	ug/kg	0.64
Bromoform	ND	5.9	ug/kg	0.39
4-Methyl-2-pentanone	ND	12	ug/kg	0.64
2-Hexanone	ND	12	ug/kg	0.74
Tetrachloroethene	ND	5.9	ug/kg	0.61
1,1,2,2-Tetrachloroethane	ND	5.9	ug/kg	0.40
Toluene	ND	5.9	ug/kg	0.32
Chlorobenzene	ND	5.9	ug/kg	0.39
Ethylbenzene	ND	5.9	ug/kg	0.31
Styrene	ND	5.9	ug/kg	0.18
Xylenes (total)	ND	12	ug/kg	0.79

SURROGATE	PERCENT RECOVERY	RECOVERY LIMITS
Dibromofluoromethane	76	(59 - 138)
1,2-Dichloroethane-d4	86	(61 - 130)
Toluene-d8	82	(60 - 143)
4-Bromofluorobenzene	84	(47 - 158)

(Continued on next page)

Tetra Tech NUS, Inc

Client Sample ID: DUP-06

GC/MS Volatiles

Lot-Sample #...: A7L010179-024 Work Order #...: KC9Q61AG Matrix.....: SO

NOTE(S):

Results and reporting limits have been adjusted for dry weight.

J Estimated result. Result is less than RL.

B Method blank contamination. The associated method blank contains the target analyte at a reportable level.

Tetra Tech NUS, Inc

DUP-06

GC/MS Volatiles

Lot-Sample #: A7L010179-024 **Work Order #:** KC9Q61AG **Matrix:** SO

MASS SPECTROMETER/DATA SYSTEM (MSDS) TENTATIVELY IDENTIFIED COMPOUNDS

PARAMETER	CAS #	ESTIMATED RESULT	RETENTION TIME	UNITS
None				ug/kg

Tetra Tech NUS, Inc

Client Sample ID: SB-511-0001

GC/MS Volatiles

Lot-Sample #...: A7L010179-005 **Work Order #...:** KC9P01AG **Matrix.....:** SO
Date Sampled...: 11/29/07 08:20 **Date Received..:** 12/01/07
Prep Date.....: 12/07/07 **Analysis Date..:** 12/07/07
Prep Batch #...: 7342120
Dilution Factor: 1 **Initial Wgt/Vol:** 5 g **Final Wgt/Vol..:** 5 mL
% Moisture.....: 13 **Method.....:** SW846 8260B

PARAMETER	RESULT	REPORTING LIMIT	UNITS	MDL
Diisopropyl Ether (DIPE)	ND	11	ug/kg	1.7
1,2,3-Trimethylbenzene	ND	5.7	ug/kg	0.19
Ethyl-t-Butyl Ether (ETBE)	ND	5.7	ug/kg	0.25
Tert-amyl methyl ether (TAME)	ND	5.7	ug/kg	0.42
Dichlorodifluoromethane	ND	5.7	ug/kg	0.57
cis-1,2-Dichloroethylene	ND	5.7	ug/kg	0.41
trans-1,2-Dichloroethylene	ND	5.7	ug/kg	0.47
Trichlorofluoromethane	ND	5.7	ug/kg	0.39
o-Xylene	ND	5.7	ug/kg	0.40
m-Xylene & p-Xylene	ND	11	ug/kg	1.4
Bromobenzene	ND	5.7	ug/kg	0.81
Bromochloromethane	ND	5.7	ug/kg	0.81
n-Butylbenzene	ND	5.7	ug/kg	0.26
sec-Butylbenzene	ND	5.7	ug/kg	0.21
tert-Butylbenzene	ND	5.7	ug/kg	0.33
1,2-Dibromo-3-chloro-propane	ND	11	ug/kg	1.5
2-Chloroethyl vinyl ether	ND	11	ug/kg	1.6
2-Chlorotoluene	ND	5.7	ug/kg	0.46
4-Chlorotoluene	ND	5.7	ug/kg	0.47
1,2-Dibromoethane	ND	5.7	ug/kg	0.57
Dibromomethane	ND	5.7	ug/kg	0.72
1,2-Dichlorobenzene	ND	5.7	ug/kg	0.41
1,3-Dichlorobenzene	ND	5.7	ug/kg	0.40
1,4-Dichlorobenzene	ND	5.7	ug/kg	0.76
1,3-Dichloropropane	ND	5.7	ug/kg	0.39
2,2-Dichloropropane	ND	5.7	ug/kg	1.1
1,1-Dichloropropene	ND	5.7	ug/kg	0.34
Hexachlorobutadiene	ND	5.7	ug/kg	1.4
Isopropylbenzene	ND	5.7	ug/kg	0.18
p-Isopropyltoluene	ND	5.7	ug/kg	0.24
tert-Butyl alcohol	ND	110	ug/kg	8.7
Naphthalene	ND	5.7	ug/kg	0.22
n-Propylbenzene	ND	5.7	ug/kg	0.46
1,1,1,2-Tetrachloroethane	ND	5.7	ug/kg	0.71
1,2,3-Trichlorobenzene	ND	5.7	ug/kg	0.44
1,2,4-Trichloro-benzene	ND	5.7	ug/kg	0.31

(Continued on next page)

Tetra Tech NUS, Inc

Client Sample ID: SB-511-0001

GC/MS Volatiles

Lot-Sample #...: A7L010179-005 **Work Order #...:** KC9P01AG **Matrix.....:** SO

PARAMETER	RESULT	REPORTING LIMIT	UNITS	MDL
1,2,3-Trichloropropane	ND	5.7	ug/kg	1.0
1,1,2-Trichloro-1,2,2-trifluoroethane	ND	5.7	ug/kg	1.5
1,2,4-Trimethylbenzene	ND	5.7	ug/kg	0.74
Vinyl acetate	ND	11	ug/kg	0.29
Methyl tert-butyl ether	ND	11	ug/kg	0.49
Chloromethane	ND	5.7	ug/kg	0.47
Bromomethane	ND	5.7	ug/kg	0.62
Vinyl chloride	ND	5.7	ug/kg	0.45
Chloroethane	ND	5.7	ug/kg	0.98
Methylene chloride	**5.4 J,B**	**5.7**	**ug/kg**	**0.77**
Acetone	ND	11	ug/kg	7.2
Carbon disulfide	ND	5.7	ug/kg	0.50
1,1-Dichloroethene	ND	5.7	ug/kg	0.60
1,1-Dichloroethane	ND	5.7	ug/kg	0.41
Chloroform	ND	5.7	ug/kg	0.33
1,2-Dichloroethane	ND	5.7	ug/kg	0.39
2-Butanone	ND	11	ug/kg	1.6
1,1,1-Trichloroethane	ND	5.7	ug/kg	0.64
Carbon tetrachloride	ND	5.7	ug/kg	0.42
Bromodichloromethane	ND	5.7	ug/kg	0.32
1,2-Dichloropropane	ND	5.7	ug/kg	0.79
cis-1,3-Dichloropropene	ND	5.7	ug/kg	0.39
Trichloroethene	ND	5.7	ug/kg	0.48
Dibromochloromethane	ND	5.7	ug/kg	0.63
Benzene	ND	5.7	ug/kg	0.26
trans-1,3-Dichloropropene	ND	5.7	ug/kg	0.62
Bromoform	ND	5.7	ug/kg	0.38
4-Methyl-2-pentanone	ND	11	ug/kg	0.62
2-Hexanone	ND	11	ug/kg	0.72
Tetrachloroethene	ND	5.7	ug/kg	0.60
1,1,2,2-Tetrachloroethane	ND	5.7	ug/kg	0.39
Toluene	ND	5.7	ug/kg	0.31
Chlorobenzene	ND	5.7	ug/kg	0.38
Ethylbenzene	ND	5.7	ug/kg	0.30
Styrene	ND	5.7	ug/kg	0.17
Xylenes (total)	ND	11	ug/kg	0.77

SURROGATE	PERCENT RECOVERY	RECOVERY LIMITS
Dibromofluoromethane	81	(59 - 138)
1,2-Dichloroethane-d4	85	(61 - 130)
Toluene-d8	81	(60 - 143)
4-Bromofluorobenzene	79	(47 - 158)

(Continued on next page)

Tetra Tech NUS, Inc

Client Sample ID: SB-511-0001

GC/MS Volatiles

Lot-Sample #...: A7L010179-005 Work Order #...: KC9P01AG Matrix.....: SO

NOTE(S):

Results and reporting limits have been adjusted for dry weight.

J Estimated result. Result is less than RL.

B Method blank contamination. The associated method blank contains the target analyte at a reportable level.

Tetra Tech NUS, Inc

SB-511-0001

GC/MS Volatiles

Lot-Sample #: A7L010179-005 **Work Order #:** KC9P01AG **Matrix:** SO

MASS SPECTROMETER/DATA SYSTEM (MSDS) TENTATIVELY IDENTIFIED COMPOUNDS

PARAMETER	CAS #	ESTIMATED RESULT	RETENTION TIME	UNITS
None				ug/kg

Tetra Tech NUS, Inc

Client Sample ID: SB-511-0406

GC/MS Volatiles

Lot-Sample #...: A7L010179-006 **Work Order #...:** KC9P11AG **Matrix.....:** SO
Date Sampled...: 11/29/07 08:25 **Date Received..:** 12/01/07
Prep Date.....: 12/07/07 **Analysis Date..:** 12/07/07
Prep Batch #...: 7342120
Dilution Factor: 1 **Initial Wgt/Vol:** 5 g **Final Wgt/Vol..:** 5 mL
% Moisture.....: 15 **Method.....:** SW846 8260B

PARAMETER	RESULT	REPORTING LIMIT	UNITS	MDL
Diisopropyl Ether (DIPE)	ND	12	ug/kg	1.8
1,2,3-Trimethylbenzene	ND	5.9	ug/kg	0.20
Ethyl-t-Butyl Ether (ETBE)	ND	5.9	ug/kg	0.26
Tert-amyl methyl ether (TAME)	ND	5.9	ug/kg	0.43
Dichlorodifluoromethane	ND	5.9	ug/kg	0.59
cis-1,2-Dichloroethylene	ND	5.9	ug/kg	0.42
trans-1,2-Dichloroethylene	ND	5.9	ug/kg	0.48
Trichlorofluoromethane	ND	5.9	ug/kg	0.40
o-Xylene	ND	5.9	ug/kg	0.41
m-Xylene & p-Xylene	ND	12	ug/kg	1.4
Bromobenzene	ND	5.9	ug/kg	0.83
Bromochloromethane	ND	5.9	ug/kg	0.83
n-Butylbenzene	ND	5.9	ug/kg	0.27
sec-Butylbenzene	ND	5.9	ug/kg	0.21
tert-Butylbenzene	ND	5.9	ug/kg	0.34
1,2-Dibromo-3-chloro-propane	ND	12	ug/kg	1.5
2-Chloroethyl vinyl ether	ND	12	ug/kg	1.6
2-Chlorotoluene	ND	5.9	ug/kg	0.47
4-Chlorotoluene	ND	5.9	ug/kg	0.48
1,2-Dibromoethane	ND	5.9	ug/kg	0.59
Dibromomethane	ND	5.9	ug/kg	0.74
1,2-Dichlorobenzene	ND	5.9	ug/kg	0.42
1,3-Dichlorobenzene	ND	5.9	ug/kg	0.41
1,4-Dichlorobenzene	ND	5.9	ug/kg	0.77
1,3-Dichloropropane	ND	5.9	ug/kg	0.40
2,2-Dichloropropane	ND	5.9	ug/kg	1.1
1,1-Dichloropropene	ND	5.9	ug/kg	0.35
Hexachlorobutadiene	ND	5.9	ug/kg	1.4
Isopropylbenzene	ND	5.9	ug/kg	0.19
p-Isopropyltoluene	ND	5.9	ug/kg	0.25
tert-Butyl alcohol	ND	120	ug/kg	8.9
Naphthalene	ND	5.9	ug/kg	0.22
n-Propylbenzene	ND	5.9	ug/kg	0.47
1,1,1,2-Tetrachloroethane	ND	5.9	ug/kg	0.73
1,2,3-Trichlorobenzene	ND	5.9	ug/kg	0.45
1,2,4-Trichloro-benzene	ND	5.9	ug/kg	0.32

(Continued on next page)

Tetra Tech NUS, Inc

Client Sample ID: SB-511-0406

GC/MS Volatiles

Lot-Sample #...: A7L010179-006 Work Order #...: KC9P11AG Matrix.....: SO

PARAMETER	RESULT	REPORTING LIMIT	UNITS	MDL
1,2,3-Trichloropropane	ND	5.9	ug/kg	1.1
1,1,2-Trichloro-1,2,2-trifluoroethane	ND	5.9	ug/kg	1.5
1,2,4-Trimethylbenzene	ND	5.9	ug/kg	0.76
Vinyl acetate	ND	12	ug/kg	0.29
Methyl tert-butyl ether	ND	12	ug/kg	0.50
Chloromethane	ND	5.9	ug/kg	0.48
Bromomethane	ND	5.9	ug/kg	0.63
Vinyl chloride	ND	5.9	ug/kg	0.46
Chloroethane	ND	5.9	ug/kg	1.0
Methylene chloride	**5.6 J,B**	**5.9**	**ug/kg**	**0.79**
Acetone	**12**	**12**	**ug/kg**	**7.4**
Carbon disulfide	ND	5.9	ug/kg	0.52
1,1-Dichloroethene	ND	5.9	ug/kg	0.61
1,1-Dichloroethane	ND	5.9	ug/kg	0.42
Chloroform	ND	5.9	ug/kg	0.34
1,2-Dichloroethane	ND	5.9	ug/kg	0.40
2-Butanone	ND	12	ug/kg	1.6
1,1,1-Trichloroethane	ND	5.9	ug/kg	0.66
Carbon tetrachloride	ND	5.9	ug/kg	0.43
Bromodichloromethane	ND	5.9	ug/kg	0.33
1,2-Dichloropropane	ND	5.9	ug/kg	0.81
cis-1,3-Dichloropropene	ND	5.9	ug/kg	0.40
Trichloroethene	ND	5.9	ug/kg	0.49
Dibromochloromethane	ND	5.9	ug/kg	0.64
Benzene	ND	5.9	ug/kg	0.27
trans-1,3-Dichloropropene	ND	5.9	ug/kg	0.63
Bromoform	ND	5.9	ug/kg	0.39
4-Methyl-2-pentanone	ND	12	ug/kg	0.63
2-Hexanone	ND	12	ug/kg	0.74
Tetrachloroethene	ND	5.9	ug/kg	0.61
1,1,2,2-Tetrachloroethane	ND	5.9	ug/kg	0.40
Toluene	ND	5.9	ug/kg	0.32
Chlorobenzene	ND	5.9	ug/kg	0.39
Ethylbenzene	ND	5.9	ug/kg	0.30
Styrene	ND	5.9	ug/kg	0.18
Xylenes (total)	ND	12	ug/kg	0.79

SURROGATE	PERCENT RECOVERY	RECOVERY LIMITS
Dibromofluoromethane	81	(59 - 138)
1,2-Dichloroethane-d4	86	(61 - 130)
Toluene-d8	83	(60 - 143)
4-Bromofluorobenzene	81	(47 - 158)

(Continued on next page)

Tetra Tech NUS, Inc

Client Sample ID: SB-511-0406

GC/MS Volatiles

Lot-Sample #...: A7L010179-006 Work Order #...: KC9P11AG Matrix.....: SO

NOTE(S):

Results and reporting limits have been adjusted for dry weight.

J Estimated result. Result is less than RL.

B Method blank contamination. The associated method blank contains the target analyte at a reportable level.

Tetra Tech NUS, Inc

SB-511-0406

GC/MS Volatiles

Lot-Sample #: A7L010179-006 **Work Order #:** KC9P11AG **Matrix:** SO

MASS SPECTROMETER/DATA SYSTEM (MSDS) TENTATIVELY IDENTIFIED COMPOUNDS

PARAMETER	CAS #	ESTIMATED RESULT	RETENTION TIME	UNITS
None				ug/kg

Tetra Tech NUS, Inc

Client Sample ID: SB-511-0810

GC/MS Volatiles

Lot-Sample #...: A7L010179-007 **Work Order #...:** KC9P21AG **Matrix.....:** SO
Date Sampled...: 11/29/07 08:30 **Date Received..:** 12/01/07
Prep Date.....: 12/08/07 **Analysis Date..:** 12/08/07
Prep Batch #...: 7342120
Dilution Factor: 1 **Initial Wgt/Vol:** 5 g **Final Wgt/Vol..:** 5 mL
% Moisture.....: 20 **Method.....:** SW846 8260B

PARAMETER	RESULT	REPORTING LIMIT	UNITS	MDL
Diisopropyl Ether (DIPE)	ND	13	ug/kg	1.9
1,2,3-Trimethylbenzene	ND	6.3	ug/kg	0.21
Ethyl-t-Butyl Ether (ETBE)	ND	6.3	ug/kg	0.28
Tert-amyl methyl ether (TAME)	ND	6.3	ug/kg	0.46
Dichlorodifluoromethane	ND	6.3	ug/kg	0.63
cis-1,2-Dichloroethylene	ND	6.3	ug/kg	0.45
trans-1,2-Dichloroethylene	ND	6.3	ug/kg	0.51
Trichlorofluoromethane	ND	6.3	ug/kg	0.43
o-Xylene	ND	6.3	ug/kg	0.44
m-Xylene & p-Xylene	ND	13	ug/kg	1.5
Bromobenzene	ND	6.3	ug/kg	0.89
Bromochloromethane	ND	6.3	ug/kg	0.89
n-Butylbenzene	ND	6.3	ug/kg	0.29
sec-Butylbenzene	ND	6.3	ug/kg	0.23
tert-Butylbenzene	ND	6.3	ug/kg	0.36
1,2-Dibromo-3-chloro-propane	ND	13	ug/kg	1.6
2-Chloroethyl vinyl ether	ND	13	ug/kg	1.8
2-Chlorotoluene	ND	6.3	ug/kg	0.50
4-Chlorotoluene	ND	6.3	ug/kg	0.51
1,2-Dibromoethane	ND	6.3	ug/kg	0.63
Dibromomethane	ND	6.3	ug/kg	0.79
1,2-Dichlorobenzene	ND	6.3	ug/kg	0.45
1,3-Dichlorobenzene	ND	6.3	ug/kg	0.44
1,4-Dichlorobenzene	ND	6.3	ug/kg	0.83
1,3-Dichloropropane	ND	6.3	ug/kg	0.43
2,2-Dichloropropane	ND	6.3	ug/kg	1.2
1,1-Dichloropropene	ND	6.3	ug/kg	0.38
Hexachlorobutadiene	ND	6.3	ug/kg	1.5
Isopropylbenzene	ND	6.3	ug/kg	0.20
p-Isopropyltoluene	ND	6.3	ug/kg	0.26
tert-Butyl alcohol	ND	130	ug/kg	9.5
Naphthalene	ND	6.3	ug/kg	0.24
n-Propylbenzene	ND	6.3	ug/kg	0.50
1,1,1,2-Tetrachloroethane	ND	6.3	ug/kg	0.78
1,2,3-Trichlorobenzene	ND	6.3	ug/kg	0.48
1,2,4-Trichloro-benzene	ND	6.3	ug/kg	0.34

(Continued on next page)

Tetra Tech NUS, Inc

Client Sample ID: SB-511-0810

GC/MS Volatiles

Lot-Sample #...: A7L010179-007 **Work Order #...:** KC9P21AG **Matrix.....:** SO

PARAMETER	RESULT	REPORTING LIMIT	UNITS	MDL
1,2,3-Trichloropropane	ND	6.3	ug/kg	1.1
1,1,2-Trichloro-1,2,2-trifluoroethane	ND	6.3	ug/kg	1.6
1,2,4-Trimethylbenzene	ND	6.3	ug/kg	0.81
Vinyl acetate	ND	13	ug/kg	0.31
Methyl tert-butyl ether	ND	13	ug/kg	0.54
Chloromethane	ND	6.3	ug/kg	0.51
Bromomethane	ND	6.3	ug/kg	0.68
Vinyl chloride	ND	6.3	ug/kg	0.49
Chloroethane	ND	6.3	ug/kg	1.1
Methylene chloride	**5.7 J,B**	**6.3**	**ug/kg**	**0.84**
Acetone	**19**	**13**	**ug/kg**	**7.9**
Carbon disulfide	ND	6.3	ug/kg	0.55
1,1-Dichloroethene	ND	6.3	ug/kg	0.65
1,1-Dichloroethane	ND	6.3	ug/kg	0.45
Chloroform	ND	6.3	ug/kg	0.36
1,2-Dichloroethane	ND	6.3	ug/kg	0.43
2-Butanone	ND	13	ug/kg	1.8
1,1,1-Trichloroethane	ND	6.3	ug/kg	0.70
Carbon tetrachloride	ND	6.3	ug/kg	0.46
Bromodichloromethane	ND	6.3	ug/kg	0.35
1,2-Dichloropropane	ND	6.3	ug/kg	0.86
cis-1,3-Dichloropropene	ND	6.3	ug/kg	0.43
Trichloroethene	ND	6.3	ug/kg	0.53
Dibromochloromethane	ND	6.3	ug/kg	0.69
Benzene	ND	6.3	ug/kg	0.29
trans-1,3-Dichloropropene	ND	6.3	ug/kg	0.68
Bromoform	ND	6.3	ug/kg	0.41
4-Methyl-2-pentanone	ND	13	ug/kg	0.68
2-Hexanone	ND	13	ug/kg	0.79
Tetrachloroethene	ND	6.3	ug/kg	0.65
1,1,2,2-Tetrachloroethane	ND	6.3	ug/kg	0.43
Toluene	ND	6.3	ug/kg	0.34
Chlorobenzene	ND	6.3	ug/kg	0.41
Ethylbenzene	ND	6.3	ug/kg	0.33
Styrene	ND	6.3	ug/kg	0.19
Xylenes (total)	ND	13	ug/kg	0.84

SURROGATE	PERCENT RECOVERY	RECOVERY LIMITS
Dibromofluoromethane	81	(59 - 138)
1,2-Dichloroethane-d4	89	(61 - 130)
Toluene-d8	80	(60 - 143)
4-Bromofluorobenzene	79	(47 - 158)

(Continued on next page)

Tetra Tech NUS, Inc

Client Sample ID: SB-511-0810

GC/MS Volatiles

Lot-Sample #...: A7L010179-007 Work Order #...: KC9P21AG Matrix.....: SO

NOTE(S):

Results and reporting limits have been adjusted for dry weight.

J Estimated result. Result is less than RL.

B Method blank contamination. The associated method blank contains the target analyte at a reportable level.

Tetra Tech NUS, Inc

SB-511-0810

GC/MS Volatiles

Lot-Sample #: A7L010179-007 **Work Order #:** KC9P21AG **Matrix:** SO

MASS SPECTROMETER/DATA SYSTEM (MSDS) TENTATIVELY IDENTIFIED COMPOUNDS

PARAMETER	CAS #	ESTIMATED RESULT	RETENTION TIME	UNITS
None				ug/kg

Tetra Tech NUS, Inc

Client Sample ID: SB-512-0001

GC/MS Volatiles

Lot-Sample #...: A7L010179-008 **Work Order #...:** KC9P31AG **Matrix.....:** SO
Date Sampled...: 11/29/07 09:55 **Date Received..:** 12/01/07
Prep Date.....: 12/08/07 **Analysis Date..:** 12/08/07
Prep Batch #...: 7342120
Dilution Factor: 1 **Initial Wgt/Vol:** 5 g **Final Wgt/Vol..:** 5 mL
% Moisture.....: 11 **Method.....:** SW846 8260B

PARAMETER	RESULT	REPORTING LIMIT	UNITS	MDL
Diisopropyl Ether (DIPE)	ND	11	ug/kg	1.7
1,2,3-Trimethylbenzene	ND	5.6	ug/kg	0.19
Ethyl-t-Butyl Ether (ETBE)	ND	5.6	ug/kg	0.25
Tert-amyl methyl ether (TAME)	ND	5.6	ug/kg	0.42
Dichlorodifluoromethane	ND	5.6	ug/kg	0.56
cis-1,2-Dichloroethylene	ND	5.6	ug/kg	0.41
trans-1,2-Dichloroethylene	ND	5.6	ug/kg	0.46
Trichlorofluoromethane	ND	5.6	ug/kg	0.38
o-Xylene	ND	5.6	ug/kg	0.40
m-Xylene & p-Xylene	ND	11	ug/kg	1.4
Bromobenzene	ND	5.6	ug/kg	0.80
Bromochloromethane	ND	5.6	ug/kg	0.80
n-Butylbenzene	ND	5.6	ug/kg	0.26
sec-Butylbenzene	ND	5.6	ug/kg	0.20
tert-Butylbenzene	ND	5.6	ug/kg	0.33
1,2-Dibromo-3-chloro-propane	ND	11	ug/kg	1.5
2-Chloroethyl vinyl ether	ND	11	ug/kg	1.6
2-Chlorotoluene	ND	5.6	ug/kg	0.45
4-Chlorotoluene	ND	5.6	ug/kg	0.46
1,2-Dibromoethane	ND	5.6	ug/kg	0.56
Dibromomethane	ND	5.6	ug/kg	0.71
1,2-Dichlorobenzene	ND	5.6	ug/kg	0.41
1,3-Dichlorobenzene	ND	5.6	ug/kg	0.40
1,4-Dichlorobenzene	ND	5.6	ug/kg	0.75
1,3-Dichloropropane	ND	5.6	ug/kg	0.38
2,2-Dichloropropane	ND	5.6	ug/kg	1.1
1,1-Dichloropropene	ND	5.6	ug/kg	0.34
Hexachlorobutadiene	ND	5.6	ug/kg	1.4
Isopropylbenzene	ND	5.6	ug/kg	0.18
p-Isopropyltoluene	ND	5.6	ug/kg	0.24
tert-Butyl alcohol	ND	110	ug/kg	8.6
Naphthalene	**1.8 J,B**	**5.6**	**ug/kg**	**0.21**
n-Propylbenzene	ND	5.6	ug/kg	0.45
1,1,1,2-Tetrachloroethane	ND	5.6	ug/kg	0.70
1,2,3-Trichlorobenzene	ND	5.6	ug/kg	0.43
1,2,4-Trichloro-benzene	ND	5.6	ug/kg	0.30

(Continued on next page)

Tetra Tech NUS, Inc

Client Sample ID: SB-512-0001

GC/MS Volatiles

Lot-Sample #...: A7L010179-008 Work Order #...: KC9P31AG Matrix.....: SO

PARAMETER	RESULT	REPORTING LIMIT	UNITS	MDL
1,2,3-Trichloropropane	ND	5.6	ug/kg	1.0
1,1,2-Trichloro-1,2,2-trifluoroethane	ND	5.6	ug/kg	1.5
1,2,4-Trimethylbenzene	ND	5.6	ug/kg	0.73
Vinyl acetate	ND	11	ug/kg	0.28
Methyl tert-butyl ether	ND	11	ug/kg	0.49
Chloromethane	ND	5.6	ug/kg	0.46
Bromomethane	ND	5.6	ug/kg	0.61
Vinyl chloride	ND	5.6	ug/kg	0.44
Chloroethane	ND	5.6	ug/kg	0.97
Methylene chloride	**5.6 B**	**5.6**	**ug/kg**	**0.76**
Acetone	**8.2 J**	**11**	**ug/kg**	**7.1**
Carbon disulfide	ND	5.6	ug/kg	0.50
1,1-Dichloroethene	ND	5.6	ug/kg	0.59
1,1-Dichloroethane	ND	5.6	ug/kg	0.41
Chloroform	ND	5.6	ug/kg	0.33
1,2-Dichloroethane	ND	5.6	ug/kg	0.38
2-Butanone	ND	11	ug/kg	1.6
1,1,1-Trichloroethane	ND	5.6	ug/kg	0.63
Carbon tetrachloride	ND	5.6	ug/kg	0.42
Bromodichloromethane	ND	5.6	ug/kg	0.32
1,2-Dichloropropane	ND	5.6	ug/kg	0.78
cis-1,3-Dichloropropene	ND	5.6	ug/kg	0.38
Trichloroethene	ND	5.6	ug/kg	0.47
Dibromochloromethane	ND	5.6	ug/kg	0.62
Benzene	ND	5.6	ug/kg	0.26
trans-1,3-Dichloropropene	ND	5.6	ug/kg	0.61
Bromoform	ND	5.6	ug/kg	0.37
4-Methyl-2-pentanone	ND	11	ug/kg	0.61
2-Hexanone	ND	11	ug/kg	0.71
Tetrachloroethene	ND	5.6	ug/kg	0.59
1,1,2,2-Tetrachloroethane	ND	5.6	ug/kg	0.38
Toluene	ND	5.6	ug/kg	0.30
Chlorobenzene	ND	5.6	ug/kg	0.37
Ethylbenzene	ND	5.6	ug/kg	0.29
Styrene	ND	5.6	ug/kg	0.17
Xylenes (total)	ND	11	ug/kg	0.76

SURROGATE	PERCENT RECOVERY	RECOVERY LIMITS
Dibromofluoromethane	83	(59 - 138)
1,2-Dichloroethane-d4	90	(61 - 130)
Toluene-d8	84	(60 - 143)
4-Bromofluorobenzene	83	(47 - 158)

(Continued on next page)

Tetra Tech NUS, Inc

Client Sample ID: SB-512-0001

GC/MS Volatiles

Lot-Sample #...: A7L010179-008 Work Order #...: KC9P31AG Matrix.....: SO

NOTE(S):

Results and reporting limits have been adjusted for dry weight.

J Estimated result. Result is less than RL.

B Method blank contamination. The associated method blank contains the target analyte at a reportable level.

Tetra Tech NUS, Inc

SB-512-0001

GC/MS Volatiles

Lot-Sample #: A7L010179-008 **Work Order #:** KC9P31AG **Matrix:** SO

MASS SPECTROMETER/DATA SYSTEM (MSDS) TENTATIVELY IDENTIFIED COMPOUNDS

PARAMETER	CAS #	ESTIMATED RESULT	RETENTION TIME	UNITS
None				ug/kg

Tetra Tech NUS, Inc

Client Sample ID: SB-512-0406

GC/MS Volatiles

Lot-Sample #...: A7L010179-009 **Work Order #...:** KC9P61AG **Matrix.....:** SO
Date Sampled...: 11/29/07 10:00 **Date Received..:** 12/01/07
Prep Date.....: 12/08/07 **Analysis Date..:** 12/08/07
Prep Batch #...: 7342120
Dilution Factor: 1 **Initial Wgt/Vol:** 5 g **Final Wgt/Vol..:** 5 mL
% Moisture.....: 12 **Method.....:** SW846 8260B

PARAMETER	RESULT	REPORTING LIMIT	UNITS	MDL
Diisopropyl Ether (DIPE)	ND	11	ug/kg	1.7
1,2,3-Trimethylbenzene	ND	5.7	ug/kg	0.19
Ethyl-t-Butyl Ether (ETBE)	ND	5.7	ug/kg	0.25
Tert-amyl methyl ether (TAME)	ND	5.7	ug/kg	0.42
Dichlorodifluoromethane	ND	5.7	ug/kg	0.57
cis-1,2-Dichloroethylene	ND	5.7	ug/kg	0.41
trans-1,2-Dichloroethylene	ND	5.7	ug/kg	0.47
Trichlorofluoromethane	ND	5.7	ug/kg	0.39
o-Xylene	ND	5.7	ug/kg	0.40
m-Xylene & p-Xylene	ND	11	ug/kg	1.4
Bromobenzene	ND	5.7	ug/kg	0.81
Bromochloromethane	ND	5.7	ug/kg	0.81
n-Butylbenzene	ND	5.7	ug/kg	0.26
sec-Butylbenzene	ND	5.7	ug/kg	0.21
tert-Butylbenzene	ND	5.7	ug/kg	0.33
1,2-Dibromo-3-chloro-propane	ND	11	ug/kg	1.5
2-Chloroethyl vinyl ether	ND	11	ug/kg	1.6
2-Chlorotoluene	ND	5.7	ug/kg	0.46
4-Chlorotoluene	ND	5.7	ug/kg	0.47
1,2-Dibromoethane	ND	5.7	ug/kg	0.57
Dibromomethane	ND	5.7	ug/kg	0.72
1,2-Dichlorobenzene	ND	5.7	ug/kg	0.41
1,3-Dichlorobenzene	ND	5.7	ug/kg	0.40
1,4-Dichlorobenzene	ND	5.7	ug/kg	0.75
1,3-Dichloropropane	ND	5.7	ug/kg	0.39
2,2-Dichloropropane	ND	5.7	ug/kg	1.1
1,1-Dichloropropene	ND	5.7	ug/kg	0.34
Hexachlorobutadiene	ND	5.7	ug/kg	1.4
Isopropylbenzene	ND	5.7	ug/kg	0.18
p-Isopropyltoluene	ND	5.7	ug/kg	0.24
tert-Butyl alcohol	ND	110	ug/kg	8.7
Naphthalene	ND	5.7	ug/kg	0.22
n-Propylbenzene	ND	5.7	ug/kg	0.46
1,1,1,2-Tetrachloroethane	ND	5.7	ug/kg	0.71
1,2,3-Trichlorobenzene	ND	5.7	ug/kg	0.43
1,2,4-Trichloro-benzene	ND	5.7	ug/kg	0.31

(Continued on next page)

Tetra Tech NUS, Inc

Client Sample ID: SB-512-0406

GC/MS Volatiles

Lot-Sample #...: A7L010179-009 **Work Order #...:** KC9P61AG **Matrix.....:** SO

PARAMETER	RESULT	REPORTING LIMIT	UNITS	MDL
1,2,3-Trichloropropane	ND	5.7	ug/kg	1.0
1,1,2-Trichloro-1,2,2-trifluoroethane	ND	5.7	ug/kg	1.5
1,2,4-Trimethylbenzene	ND	5.7	ug/kg	0.74
Vinyl acetate	ND	11	ug/kg	0.29
Methyl tert-butyl ether	ND	11	ug/kg	0.49
Chloromethane	ND	5.7	ug/kg	0.47
Bromomethane	ND	5.7	ug/kg	0.62
Vinyl chloride	ND	5.7	ug/kg	0.44
Chloroethane	ND	5.7	ug/kg	0.98
Methylene chloride	**6.2 B**	**5.7**	**ug/kg**	**0.76**
Acetone	ND	11	ug/kg	7.2
Carbon disulfide	ND	5.7	ug/kg	0.50
1,1-Dichloroethene	ND	5.7	ug/kg	0.59
1,1-Dichloroethane	ND	5.7	ug/kg	0.41
Chloroform	ND	5.7	ug/kg	0.33
1,2-Dichloroethane	ND	5.7	ug/kg	0.39
2-Butanone	ND	11	ug/kg	1.6
1,1,1-Trichloroethane	ND	5.7	ug/kg	0.64
Carbon tetrachloride	ND	5.7	ug/kg	0.42
Bromodichloromethane	ND	5.7	ug/kg	0.32
1,2-Dichloropropane	ND	5.7	ug/kg	0.79
cis-1,3-Dichloropropene	ND	5.7	ug/kg	0.39
Trichloroethene	ND	5.7	ug/kg	0.48
Dibromochloromethane	ND	5.7	ug/kg	0.63
Benzene	ND	5.7	ug/kg	0.26
trans-1,3-Dichloropropene	ND	5.7	ug/kg	0.62
Bromoform	ND	5.7	ug/kg	0.38
4-Methyl-2-pentanone	ND	11	ug/kg	0.62
2-Hexanone	ND	11	ug/kg	0.72
Tetrachloroethene	ND	5.7	ug/kg	0.59
1,1,2,2-Tetrachloroethane	ND	5.7	ug/kg	0.39
Toluene	ND	5.7	ug/kg	0.31
Chlorobenzene	ND	5.7	ug/kg	0.38
Ethylbenzene	ND	5.7	ug/kg	0.30
Styrene	ND	5.7	ug/kg	0.17
Xylenes (total)	ND	11	ug/kg	0.76

SURROGATE	PERCENT RECOVERY	RECOVERY LIMITS
Dibromofluoromethane	81	(59 - 138)
1,2-Dichloroethane-d4	88	(61 - 130)
Toluene-d8	81	(60 - 143)
4-Bromofluorobenzene	81	(47 - 158)

(Continued on next page)

Tetra Tech NUS, Inc

Client Sample ID: SB-512-0406

GC/MS Volatiles

Lot-Sample #...: A7L010179-009 Work Order #...: KC9P61AG Matrix.....: SO

NOTE(S):

Results and reporting limits have been adjusted for dry weight.

B Method blank contamination. The associated method blank contains the target analyte at a reportable level.

Tetra Tech NUS, Inc

SB-512-0406

GC/MS Volatiles

Lot-Sample #: A7L010179-009 **Work Order #:** KC9P61AG **Matrix:** SO

MASS SPECTROMETER/DATA SYSTEM (MSDS) TENTATIVELY IDENTIFIED COMPOUNDS

PARAMETER	CAS #	ESTIMATED RESULT	RETENTION TIME	UNITS
None				ug/kg

Tetra Tech NUS, Inc

Client Sample ID: SB-512-0810

GC/MS Volatiles

Lot-Sample #...: A7L010179-010 **Work Order #...:** KC9P71AG **Matrix.....:** SO
Date Sampled...: 11/29/07 10:05 **Date Received..:** 12/01/07
Prep Date.....: 12/08/07 **Analysis Date..:** 12/08/07
Prep Batch #...: 7344306
Dilution Factor: 1 **Initial Wgt/Vol:** 5 g **Final Wgt/Vol..:** 5 mL
% Moisture.....: 20 **Method.....:** SW846 8260B

PARAMETER	RESULT	REPORTING LIMIT	UNITS	MDL
Diisopropyl Ether (DIPE)	ND	13	ug/kg	1.9
1,2,3-Trimethylbenzene	ND	6.3	ug/kg	0.21
Ethyl-t-Butyl Ether (ETBE)	ND	6.3	ug/kg	0.28
Tert-amyl methyl ether (TAME)	ND	6.3	ug/kg	0.46
Dichlorodifluoromethane	ND	6.3	ug/kg	0.63
cis-1,2-Dichloroethylene	ND	6.3	ug/kg	0.45
trans-1,2-Dichloroethylene	ND	6.3	ug/kg	0.51
Trichlorofluoromethane	ND	6.3	ug/kg	0.43
o-Xylene	ND	6.3	ug/kg	0.44
m-Xylene & p-Xylene	ND	13	ug/kg	1.5
Bromobenzene	ND	6.3	ug/kg	0.89
Bromochloromethane	ND	6.3	ug/kg	0.89
n-Butylbenzene	ND	6.3	ug/kg	0.29
sec-Butylbenzene	ND	6.3	ug/kg	0.23
tert-Butylbenzene	ND	6.3	ug/kg	0.36
1,2-Dibromo-3-chloro-propane	ND	13	ug/kg	1.6
2-Chloroethyl vinyl ether	ND	13	ug/kg	1.8
2-Chlorotoluene	ND	6.3	ug/kg	0.50
4-Chlorotoluene	ND	6.3	ug/kg	0.51
1,2-Dibromoethane	ND	6.3	ug/kg	0.63
Dibromomethane	ND	6.3	ug/kg	0.79
1,2-Dichlorobenzene	ND	6.3	ug/kg	0.45
1,3-Dichlorobenzene	ND	6.3	ug/kg	0.44
1,4-Dichlorobenzene	ND	6.3	ug/kg	0.83
1,3-Dichloropropane	ND	6.3	ug/kg	0.43
2,2-Dichloropropane	ND	6.3	ug/kg	1.2
1,1-Dichloropropene	ND	6.3	ug/kg	0.38
Hexachlorobutadiene	ND	6.3	ug/kg	1.5
Isopropylbenzene	ND	6.3	ug/kg	0.20
p-Isopropyltoluene	ND	6.3	ug/kg	0.26
tert-Butyl alcohol	ND	130	ug/kg	9.5
Naphthalene	**110 B**	**6.3**	**ug/kg**	**0.24**
n-Propylbenzene	ND	6.3	ug/kg	0.50
1,1,1,2-Tetrachloroethane	ND	6.3	ug/kg	0.78
1,2,3-Trichlorobenzene	ND	6.3	ug/kg	0.48
1,2,4-Trichloro-benzene	ND	6.3	ug/kg	0.34

(Continued on next page)

Tetra Tech NUS, Inc

Client Sample ID: SB-512-0810

GC/MS Volatiles

Lot-Sample #...: A7L010179-010 **Work Order #...:** KC9P71AG **Matrix.....:** SO

PARAMETER	RESULT	REPORTING LIMIT	UNITS	MDL
1,2,3-Trichloropropane	ND	6.3	ug/kg	1.1
1,1,2-Trichloro-1,2,2-trifluoroethane	ND	6.3	ug/kg	1.6
1,2,4-Trimethylbenzene	ND	6.3	ug/kg	0.82
Vinyl acetate	ND	13	ug/kg	0.31
Methyl tert-butyl ether	ND	13	ug/kg	0.54
Chloromethane	ND	6.3	ug/kg	0.51
Bromomethane	ND	6.3	ug/kg	0.68
Vinyl chloride	ND	6.3	ug/kg	0.49
Chloroethane	ND	6.3	ug/kg	1.1
Methylene chloride	**4.8 J,B**	**6.3**	**ug/kg**	**0.84**
Acetone	**20**	**13**	**ug/kg**	**7.9**
Carbon disulfide	ND	6.3	ug/kg	0.55
1,1-Dichloroethene	ND	6.3	ug/kg	0.65
1,1-Dichloroethane	ND	6.3	ug/kg	0.45
Chloroform	ND	6.3	ug/kg	0.36
1,2-Dichloroethane	ND	6.3	ug/kg	0.43
2-Butanone	ND	13	ug/kg	1.8
1,1,1-Trichloroethane	ND	6.3	ug/kg	0.70
Carbon tetrachloride	ND	6.3	ug/kg	0.46
Bromodichloromethane	ND	6.3	ug/kg	0.35
1,2-Dichloropropane	ND	6.3	ug/kg	0.87
cis-1,3-Dichloropropene	ND	6.3	ug/kg	0.43
Trichloroethene	ND	6.3	ug/kg	0.53
Dibromochloromethane	ND	6.3	ug/kg	0.69
Benzene	ND	6.3	ug/kg	0.29
trans-1,3-Dichloropropene	ND	6.3	ug/kg	0.68
Bromoform	ND	6.3	ug/kg	0.41
4-Methyl-2-pentanone	ND	13	ug/kg	0.68
2-Hexanone	ND	13	ug/kg	0.79
Tetrachloroethene	ND	6.3	ug/kg	0.65
1,1,2,2-Tetrachloroethane	ND	6.3	ug/kg	0.43
Toluene	ND	6.3	ug/kg	0.34
Chlorobenzene	ND	6.3	ug/kg	0.41
Ethylbenzene	ND	6.3	ug/kg	0.33
Styrene	ND	6.3	ug/kg	0.19
Xylenes (total)	ND	13	ug/kg	0.84

SURROGATE	PERCENT RECOVERY	RECOVERY LIMITS
Dibromofluoromethane	74	(59 - 138)
1,2-Dichloroethane-d4	88	(61 - 130)
Toluene-d8	81	(60 - 143)
4-Bromofluorobenzene	83	(47 - 158)

(Continued on next page)

Tetra Tech NUS, Inc

Client Sample ID: SB-512-0810

GC/MS Volatiles

Lot-Sample #...: A7L010179-010 Work Order #...: KC9P71AG Matrix.....: SO

NOTE(S):

Results and reporting limits have been adjusted for dry weight.

B Method blank contamination. The associated method blank contains the target analyte at a reportable level.

J Estimated result. Result is less than RL.

Tetra Tech NUS, Inc

SB-512-0810

GC/MS Volatiles

Lot-Sample #: A7L010179-010 **Work Order #:** KC9P71AG **Matrix:** SO

MASS SPECTROMETER/DATA SYSTEM (MSDS) TENTATIVELY IDENTIFIED COMPOUNDS

PARAMETER	CAS #	ESTIMATED RESULT		RETENTION TIME	UNITS
Naphthalene, 1-methyl-	90-12-0	41 NJ	M	13.662	ug/kg
Naphthalene, 1-methyl-	90-12-0	20 NJ	M	13.935	ug/kg

NOTE(S):

M: Result was measured against nearest internal standard assuming a response factor of 1.

Tetra Tech NUS, Inc

Client Sample ID: SB-513-0001

GC/MS Volatiles

Lot-Sample #...:	A7L010179-011	**Work Order #...:**	KC9P81AG	**Matrix.....:**	SO
Date Sampled...:	11/29/07 10:30	**Date Received..:**	12/01/07		
Prep Date.....:	12/08/07	**Analysis Date..:**	12/08/07		
Prep Batch #...:	7344306				
Dilution Factor:	1	**Initial Wgt/Vol:**	5 g	**Final Wgt/Vol..:**	5 mL
% Moisture.....:	15	**Method.....:**	SW846 8260B		

PARAMETER	RESULT	REPORTING LIMIT	UNITS	MDL
Diisopropyl Ether (DIPE)	ND	12	ug/kg	1.8
1,2,3-Trimethylbenzene	ND	5.8	ug/kg	0.20
Ethyl-t-Butyl Ether (ETBE)	ND	5.8	ug/kg	0.26
Tert-amyl methyl ether (TAME)	ND	5.8	ug/kg	0.43
Dichlorodifluoromethane	ND	5.8	ug/kg	0.58
cis-1,2-Dichloroethylene	ND	5.8	ug/kg	0.42
trans-1,2-Dichloroethylene	ND	5.8	ug/kg	0.48
Trichlorofluoromethane	ND	5.8	ug/kg	0.40
o-Xylene	ND	5.8	ug/kg	0.41
m-Xylene & p-Xylene	ND	12	ug/kg	1.4
Bromobenzene	ND	5.8	ug/kg	0.83
Bromochloromethane	ND	5.8	ug/kg	0.83
n-Butylbenzene	ND	5.8	ug/kg	0.27
sec-Butylbenzene	ND	5.8	ug/kg	0.21
tert-Butylbenzene	ND	5.8	ug/kg	0.34
1,2-Dibromo-3-chloro-propane	ND	12	ug/kg	1.5
2-Chloroethyl vinyl ether	ND	12	ug/kg	1.6
2-Chlorotoluene	ND	5.8	ug/kg	0.47
4-Chlorotoluene	ND	5.8	ug/kg	0.48
1,2-Dibromoethane	ND	5.8	ug/kg	0.58
Dibromomethane	ND	5.8	ug/kg	0.74
1,2-Dichlorobenzene	ND	5.8	ug/kg	0.42
1,3-Dichlorobenzene	ND	5.8	ug/kg	0.41
1,4-Dichlorobenzene	ND	5.8	ug/kg	0.77
1,3-Dichloropropane	ND	5.8	ug/kg	0.40
2,2-Dichloropropane	ND	5.8	ug/kg	1.1
1,1-Dichloropropene	ND	5.8	ug/kg	0.35
Hexachlorobutadiene	ND	5.8	ug/kg	1.4
Isopropylbenzene	ND	5.8	ug/kg	0.19
p-Isopropyltoluene	ND	5.8	ug/kg	0.25
tert-Butyl alcohol	ND	120	ug/kg	8.9
Naphthalene	**0.67 J,B**	**5.8**	**ug/kg**	**0.22**
n-Propylbenzene	ND	5.8	ug/kg	0.47
1,1,1,2-Tetrachloroethane	ND	5.8	ug/kg	0.73
1,2,3-Trichlorobenzene	ND	5.8	ug/kg	0.44
1,2,4-Trichloro-benzene	ND	5.8	ug/kg	0.32

(Continued on next page)

Tetra Tech NUS, Inc

Client Sample ID: SB-513-0001

GC/MS Volatiles

Lot-Sample #...: A7L010179-011 **Work Order #...:** KC9P81AG **Matrix.....:** SO

PARAMETER	RESULT	REPORTING LIMIT	UNITS	MDL
1,2,3-Trichloropropane	ND	5.8	ug/kg	1.1
1,1,2-Trichloro-1,2,2-trifluoroethane	ND	5.8	ug/kg	1.5
1,2,4-Trimethylbenzene	ND	5.8	ug/kg	0.76
Vinyl acetate	ND	12	ug/kg	0.29
Methyl tert-butyl ether	ND	12	ug/kg	0.50
Chloromethane	ND	5.8	ug/kg	0.48
Bromomethane	ND	5.8	ug/kg	0.63
Vinyl chloride	ND	5.8	ug/kg	0.46
Chloroethane	ND	5.8	ug/kg	1.0
Methylene chloride	**3.6 J,B**	**5.8**	**ug/kg**	**0.78**
Acetone	ND	12	ug/kg	7.4
Carbon disulfide	ND	5.8	ug/kg	0.51
1,1-Dichloroethene	ND	5.8	ug/kg	0.61
1,1-Dichloroethane	ND	5.8	ug/kg	0.42
Chloroform	ND	5.8	ug/kg	0.34
1,2-Dichloroethane	ND	5.8	ug/kg	0.40
2-Butanone	ND	12	ug/kg	1.6
1,1,1-Trichloroethane	ND	5.8	ug/kg	0.66
Carbon tetrachloride	ND	5.8	ug/kg	0.43
Bromodichloromethane	ND	5.8	ug/kg	0.33
1,2-Dichloropropane	ND	5.8	ug/kg	0.81
cis-1,3-Dichloropropene	ND	5.8	ug/kg	0.40
Trichloroethene	ND	5.8	ug/kg	0.49
Dibromochloromethane	ND	5.8	ug/kg	0.64
Benzene	ND	5.8	ug/kg	0.27
trans-1,3-Dichloropropene	ND	5.8	ug/kg	0.63
Bromoform	ND	5.8	ug/kg	0.39
4-Methyl-2-pentanone	ND	12	ug/kg	0.63
2-Hexanone	ND	12	ug/kg	0.74
Tetrachloroethene	ND	5.8	ug/kg	0.61
1,1,2,2-Tetrachloroethane	ND	5.8	ug/kg	0.40
Toluene	ND	5.8	ug/kg	0.32
Chlorobenzene	ND	5.8	ug/kg	0.39
Ethylbenzene	ND	5.8	ug/kg	0.30
Styrene	ND	5.8	ug/kg	0.18
Xylenes (total)	ND	12	ug/kg	0.78

SURROGATE	PERCENT RECOVERY	RECOVERY LIMITS
Dibromofluoromethane	81	(59 - 138)
1,2-Dichloroethane-d4	88	(61 - 130)
Toluene-d8	82	(60 - 143)
4-Bromofluorobenzene	84	(47 - 158)

(Continued on next page)

Tetra Tech NUS, Inc

Client Sample ID: SB-513-0001

GC/MS Volatiles

Lot-Sample #...: A7L010179-011 Work Order #...: KC9P81AG Matrix.....: SO

NOTE(S):

Results and reporting limits have been adjusted for dry weight.

J Estimated result. Result is less than RL.

B Method blank contamination. The associated method blank contains the target analyte at a reportable level.

Tetra Tech NUS, Inc

SB-513-0001

GC/MS Volatiles

Lot-Sample #: A7L010179-011 **Work Order #:** KC9P81AG **Matrix:** SO

MASS SPECTROMETER/DATA SYSTEM (MSDS) TENTATIVELY IDENTIFIED COMPOUNDS

PARAMETER	CAS #	ESTIMATED RESULT	RETENTION TIME	UNITS
None				ug/kg

Tetra Tech NUS, Inc

Client Sample ID: SB-513-0406

GC/MS Volatiles

Lot-Sample #...: A7L010179-012 **Work Order #...:** KC9P91AG **Matrix.....:** SO
Date Sampled...: 11/29/07 10:35 **Date Received..:** 12/01/07
Prep Date.....: 12/08/07 **Analysis Date..:** 12/08/07
Prep Batch #...: 7344306
Dilution Factor: 1 **Initial Wgt/Vol:** 5 g **Final Wgt/Vol..:** 5 mL
% Moisture.....: 15 **Method.....:** SW846 8260B

PARAMETER	RESULT	REPORTING LIMIT	UNITS	MDL
Diisopropyl Ether (DIPE)	ND	12	ug/kg	1.8
1,2,3-Trimethylbenzene	ND	5.9	ug/kg	0.20
Ethyl-t-Butyl Ether (ETBE)	ND	5.9	ug/kg	0.26
Tert-amyl methyl ether (TAME)	ND	5.9	ug/kg	0.43
Dichlorodifluoromethane	ND	5.9	ug/kg	0.59
cis-1,2-Dichloroethylene	ND	5.9	ug/kg	0.42
trans-1,2-Dichloroethylene	ND	5.9	ug/kg	0.48
Trichlorofluoromethane	ND	5.9	ug/kg	0.40
o-Xylene	ND	5.9	ug/kg	0.41
m-Xylene & p-Xylene	ND	12	ug/kg	1.4
Bromobenzene	ND	5.9	ug/kg	0.83
Bromochloromethane	ND	5.9	ug/kg	0.83
n-Butylbenzene	ND	5.9	ug/kg	0.27
sec-Butylbenzene	ND	5.9	ug/kg	0.21
tert-Butylbenzene	ND	5.9	ug/kg	0.34
1,2-Dibromo-3-chloro-propane	ND	12	ug/kg	1.5
2-Chloroethyl vinyl ether	ND	12	ug/kg	1.6
2-Chlorotoluene	ND	5.9	ug/kg	0.47
4-Chlorotoluene	ND	5.9	ug/kg	0.48
1,2-Dibromoethane	ND	5.9	ug/kg	0.59
Dibromomethane	ND	5.9	ug/kg	0.74
1,2-Dichlorobenzene	ND	5.9	ug/kg	0.42
1,3-Dichlorobenzene	ND	5.9	ug/kg	0.41
1,4-Dichlorobenzene	ND	5.9	ug/kg	0.77
1,3-Dichloropropane	ND	5.9	ug/kg	0.40
2,2-Dichloropropane	ND	5.9	ug/kg	1.1
1,1-Dichloropropene	ND	5.9	ug/kg	0.35
Hexachlorobutadiene	ND	5.9	ug/kg	1.4
Isopropylbenzene	ND	5.9	ug/kg	0.19
p-Isopropyltoluene	ND	5.9	ug/kg	0.25
tert-Butyl alcohol	ND	120	ug/kg	8.9
Naphthalene	ND	5.9	ug/kg	0.22
n-Propylbenzene	ND	5.9	ug/kg	0.47
1,1,1,2-Tetrachloroethane	ND	5.9	ug/kg	0.73
1,2,3-Trichlorobenzene	ND	5.9	ug/kg	0.45
1,2,4-Trichloro-benzene	ND	5.9	ug/kg	0.32

(Continued on next page)

Tetra Tech NUS, Inc

Client Sample ID: SB-513-0406

GC/MS Volatiles

Lot-Sample #...: A7L010179-012 **Work Order #...:** KC9P91AG **Matrix.....:** SO

PARAMETER	RESULT	REPORTING LIMIT	UNITS	MDL
1,2,3-Trichloropropane	ND	5.9	ug/kg	1.1
1,1,2-Trichloro-1,2,2-trifluoroethane	ND	5.9	ug/kg	1.5
1,2,4-Trimethylbenzene	ND	5.9	ug/kg	0.76
Vinyl acetate	ND	12	ug/kg	0.29
Methyl tert-butyl ether	ND	12	ug/kg	0.50
Chloromethane	ND	5.9	ug/kg	0.48
Bromomethane	ND	5.9	ug/kg	0.63
Vinyl chloride	ND	5.9	ug/kg	0.46
Chloroethane	ND	5.9	ug/kg	1.0
Methylene chloride	**4.4 J,B**	**5.9**	**ug/kg**	**0.79**
Acetone	**69**	**12**	**ug/kg**	**7.4**
Carbon disulfide	ND	5.9	ug/kg	0.52
1,1-Dichloroethene	ND	5.9	ug/kg	0.61
1,1-Dichloroethane	ND	5.9	ug/kg	0.42
Chloroform	ND	5.9	ug/kg	0.34
1,2-Dichloroethane	ND	5.9	ug/kg	0.40
2-Butanone	**2.7 J**	**12**	**ug/kg**	**1.6**
1,1,1-Trichloroethane	ND	5.9	ug/kg	0.66
Carbon tetrachloride	ND	5.9	ug/kg	0.43
Bromodichloromethane	ND	5.9	ug/kg	0.33
1,2-Dichloropropane	ND	5.9	ug/kg	0.81
cis-1,3-Dichloropropene	ND	5.9	ug/kg	0.40
Trichloroethene	ND	5.9	ug/kg	0.49
Dibromochloromethane	ND	5.9	ug/kg	0.65
Benzene	ND	5.9	ug/kg	0.27
trans-1,3-Dichloropropene	ND	5.9	ug/kg	0.63
Bromoform	ND	5.9	ug/kg	0.39
4-Methyl-2-pentanone	ND	12	ug/kg	0.63
2-Hexanone	ND	12	ug/kg	0.74
Tetrachloroethene	ND	5.9	ug/kg	0.61
1,1,2,2-Tetrachloroethane	ND	5.9	ug/kg	0.40
Toluene	ND	5.9	ug/kg	0.32
Chlorobenzene	ND	5.9	ug/kg	0.39
Ethylbenzene	ND	5.9	ug/kg	0.31
Styrene	ND	5.9	ug/kg	0.18
Xylenes (total)	ND	12	ug/kg	0.79

SURROGATE	PERCENT RECOVERY	RECOVERY LIMITS
Dibromofluoromethane	81	(59 - 138)
1,2-Dichloroethane-d4	88	(61 - 130)
Toluene-d8	83	(60 - 143)
4-Bromofluorobenzene	85	(47 - 158)

(Continued on next page)

Tetra Tech NUS, Inc

Client Sample ID: SB-513-0406

GC/MS Volatiles

Lot-Sample #...: A7L010179-012 Work Order #...: KC9P91AG Matrix.....: SO

NOTE(S):

Results and reporting limits have been adjusted for dry weight.

J Estimated result. Result is less than RL.

B Method blank contamination. The associated method blank contains the target analyte at a reportable level.

Tetra Tech NUS, Inc

SB-513-0406

GC/MS Volatiles

Lot-Sample #: A7L010179-012 **Work Order #:** KC9P91AG **Matrix:** SO

MASS SPECTROMETER/DATA SYSTEM (MSDS) TENTATIVELY IDENTIFIED COMPOUNDS

PARAMETER	CAS #	ESTIMATED RESULT	RETENTION TIME	UNITS
None				ug/kg

Tetra Tech NUS, Inc

Client Sample ID: SB-513-0810

GC/MS Volatiles

Lot-Sample #...: A7L010179-013 **Work Order #...:** KC9QA1AG **Matrix.....:** SO
Date Sampled...: 11/29/07 10:40 **Date Received..:** 12/01/07
Prep Date.....: 12/08/07 **Analysis Date..:** 12/08/07
Prep Batch #...: 7344306
Dilution Factor: 1 **Initial Wgt/Vol:** 5 g **Final Wgt/Vol..:** 5 mL
% Moisture.....: 14 **Method.....:** SW846 8260B

PARAMETER	RESULT	REPORTING LIMIT	UNITS	MDL
Diisopropyl Ether (DIPE)	ND	12	ug/kg	1.8
1,2,3-Trimethylbenzene	ND	5.8	ug/kg	0.20
Ethyl-t-Butyl Ether (ETBE)	ND	5.8	ug/kg	0.26
Tert-amyl methyl ether (TAME)	ND	5.8	ug/kg	0.43
Dichlorodifluoromethane	ND	5.8	ug/kg	0.58
cis-1,2-Dichloroethylene	ND	5.8	ug/kg	0.42
trans-1,2-Dichloroethylene	ND	5.8	ug/kg	0.48
Trichlorofluoromethane	ND	5.8	ug/kg	0.40
o-Xylene	ND	5.8	ug/kg	0.41
m-Xylene & p-Xylene	ND	12	ug/kg	1.4
Bromobenzene	ND	5.8	ug/kg	0.83
Bromochloromethane	ND	5.8	ug/kg	0.83
n-Butylbenzene	ND	5.8	ug/kg	0.27
sec-Butylbenzene	ND	5.8	ug/kg	0.21
tert-Butylbenzene	ND	5.8	ug/kg	0.34
1,2-Dibromo-3-chloro-propane	ND	12	ug/kg	1.5
2-Chloroethyl vinyl ether	ND	12	ug/kg	1.6
2-Chlorotoluene	ND	5.8	ug/kg	0.47
4-Chlorotoluene	ND	5.8	ug/kg	0.48
1,2-Dibromoethane	ND	5.8	ug/kg	0.58
Dibromomethane	ND	5.8	ug/kg	0.74
1,2-Dichlorobenzene	ND	5.8	ug/kg	0.42
1,3-Dichlorobenzene	ND	5.8	ug/kg	0.41
1,4-Dichlorobenzene	ND	5.8	ug/kg	0.77
1,3-Dichloropropane	ND	5.8	ug/kg	0.40
2,2-Dichloropropane	ND	5.8	ug/kg	1.1
1,1-Dichloropropene	ND	5.8	ug/kg	0.35
Hexachlorobutadiene	ND	5.8	ug/kg	1.4
Isopropylbenzene	ND	5.8	ug/kg	0.19
p-Isopropyltoluene	ND	5.8	ug/kg	0.25
tert-Butyl alcohol	ND	120	ug/kg	8.9
Naphthalene	ND	5.8	ug/kg	0.22
n-Propylbenzene	ND	5.8	ug/kg	0.47
1,1,1,2-Tetrachloroethane	ND	5.8	ug/kg	0.72
1,2,3-Trichlorobenzene	ND	5.8	ug/kg	0.44
1,2,4-Trichloro-benzene	ND	5.8	ug/kg	0.32

(Continued on next page)

Tetra Tech NUS, Inc

Client Sample ID: SB-513-0810

GC/MS Volatiles

Lot-Sample #...: A7L010179-013 **Work Order #...:** KC9QA1AG **Matrix.....:** SO

PARAMETER	RESULT	REPORTING LIMIT	UNITS	MDL
1,2,3-Trichloropropane	ND	5.8	ug/kg	1.1
1,1,2-Trichloro-1,2,2-trifluoroethane	ND	5.8	ug/kg	1.5
1,2,4-Trimethylbenzene	ND	5.8	ug/kg	0.76
Vinyl acetate	ND	12	ug/kg	0.29
Methyl tert-butyl ether	ND	12	ug/kg	0.50
Chloromethane	ND	5.8	ug/kg	0.48
Bromomethane	ND	5.8	ug/kg	0.63
Vinyl chloride	ND	5.8	ug/kg	0.46
Chloroethane	ND	5.8	ug/kg	1.0
Methylene chloride	**5.5 J,B**	**5.8**	**ug/kg**	**0.78**
Acetone	**26**	**12**	**ug/kg**	**7.4**
Carbon disulfide	ND	5.8	ug/kg	0.51
1,1-Dichloroethene	ND	5.8	ug/kg	0.61
1,1-Dichloroethane	ND	5.8	ug/kg	0.42
Chloroform	ND	5.8	ug/kg	0.34
1,2-Dichloroethane	ND	5.8	ug/kg	0.40
2-Butanone	ND	12	ug/kg	1.6
1,1,1-Trichloroethane	ND	5.8	ug/kg	0.65
Carbon tetrachloride	ND	5.8	ug/kg	0.43
Bromodichloromethane	ND	5.8	ug/kg	0.33
1,2-Dichloropropane	ND	5.8	ug/kg	0.81
cis-1,3-Dichloropropene	ND	5.8	ug/kg	0.40
Trichloroethene	ND	5.8	ug/kg	0.49
Dibromochloromethane	ND	5.8	ug/kg	0.64
Benzene	ND	5.8	ug/kg	0.27
trans-1,3-Dichloropropene	ND	5.8	ug/kg	0.63
Bromoform	ND	5.8	ug/kg	0.39
4-Methyl-2-pentanone	ND	12	ug/kg	0.63
2-Hexanone	ND	12	ug/kg	0.74
Tetrachloroethene	ND	5.8	ug/kg	0.61
1,1,2,2-Tetrachloroethane	ND	5.8	ug/kg	0.40
Toluene	ND	5.8	ug/kg	0.32
Chlorobenzene	ND	5.8	ug/kg	0.39
Ethylbenzene	ND	5.8	ug/kg	0.30
Styrene	ND	5.8	ug/kg	0.18
Xylenes (total)	ND	12	ug/kg	0.78

SURROGATE	PERCENT RECOVERY	RECOVERY LIMITS
Dibromofluoromethane	80	(59 - 138)
1,2-Dichloroethane-d4	86	(61 - 130)
Toluene-d8	81	(60 - 143)
4-Bromofluorobenzene	82	(47 - 158)

(Continued on next page)

Tetra Tech NUS, Inc

Client Sample ID: SB-513-0810

GC/MS Volatiles

Lot-Sample #...: A7L010179-013 Work Order #...: KC9QA1AG Matrix.....: SO

NOTE(S):

Results and reporting limits have been adjusted for dry weight.

J Estimated result. Result is less than RL.

B Method blank contamination. The associated method blank contains the target analyte at a reportable level.

Tetra Tech NUS, Inc

SB-513-0810

GC/MS Volatiles

Lot-Sample #: A7L010179-013 **Work Order #:** KC9QA1AG **Matrix:** SO

MASS SPECTROMETER/DATA SYSTEM (MSDS) TENTATIVELY IDENTIFIED COMPOUNDS

PARAMETER	CAS #	ESTIMATED RESULT	RETENTION TIME	UNITS
None				ug/kg

Tetra Tech NUS, Inc

Client Sample ID: SB-509-0001

GC/MS Volatiles

Lot-Sample #...: A7L010179-014 **Work Order #...:** KC9QC1AG **Matrix.....:** SO
Date Sampled...: 11/29/07 11:00 **Date Received..:** 12/01/07
Prep Date.....: 12/08/07 **Analysis Date..:** 12/08/07
Prep Batch #...: 7344306
Dilution Factor: 1 **Initial Wgt/Vol:** 5 g **Final Wgt/Vol..:** 5 mL
% Moisture.....: 13 **Method.....:** SW846 8260B

PARAMETER	RESULT	REPORTING LIMIT	UNITS	MDL
Diisopropyl Ether (DIPE)	ND	12	ug/kg	1.7
1,2,3-Trimethylbenzene	ND	5.8	ug/kg	0.20
Ethyl-t-Butyl Ether (ETBE)	ND	5.8	ug/kg	0.25
Tert-amyl methyl ether (TAME)	ND	5.8	ug/kg	0.43
Dichlorodifluoromethane	ND	5.8	ug/kg	0.58
cis-1,2-Dichloroethylene	ND	5.8	ug/kg	0.42
trans-1,2-Dichloroethylene	ND	5.8	ug/kg	0.47
Trichlorofluoromethane	ND	5.8	ug/kg	0.39
o-Xylene	ND	5.8	ug/kg	0.40
m-Xylene & p-Xylene	ND	12	ug/kg	1.4
Bromobenzene	ND	5.8	ug/kg	0.82
Bromochloromethane	ND	5.8	ug/kg	0.82
n-Butylbenzene	ND	5.8	ug/kg	0.27
sec-Butylbenzene	ND	5.8	ug/kg	0.21
tert-Butylbenzene	ND	5.8	ug/kg	0.33
1,2-Dibromo-3-chloro-propane	ND	12	ug/kg	1.5
2-Chloroethyl vinyl ether	ND	12	ug/kg	1.6
2-Chlorotoluene	ND	5.8	ug/kg	0.46
4-Chlorotoluene	ND	5.8	ug/kg	0.47
1,2-Dibromoethane	ND	5.8	ug/kg	0.58
Dibromomethane	ND	5.8	ug/kg	0.73
1,2-Dichlorobenzene	ND	5.8	ug/kg	0.42
1,3-Dichlorobenzene	ND	5.8	ug/kg	0.40
1,4-Dichlorobenzene	ND	5.8	ug/kg	0.76
1,3-Dichloropropane	ND	5.8	ug/kg	0.39
2,2-Dichloropropane	ND	5.8	ug/kg	1.1
1,1-Dichloropropene	ND	5.8	ug/kg	0.35
Hexachlorobutadiene	ND	5.8	ug/kg	1.4
Isopropylbenzene	ND	5.8	ug/kg	0.18
p-Isopropyltoluene	ND	5.8	ug/kg	0.24
tert-Butyl alcohol	ND	120	ug/kg	8.8
Naphthalene	ND	5.8	ug/kg	0.22
n-Propylbenzene	ND	5.8	ug/kg	0.46
1,1,1,2-Tetrachloroethane	ND	5.8	ug/kg	0.71
1,2,3-Trichlorobenzene	ND	5.8	ug/kg	0.44
1,2,4-Trichloro-benzene	ND	5.8	ug/kg	0.31

(Continued on next page)

Tetra Tech NUS, Inc

Client Sample ID: SB-509-0001

GC/MS Volatiles

Lot-Sample #...: A7L010179-014 **Work Order #...:** KC9QC1AG **Matrix.....:** SO

PARAMETER	RESULT	REPORTING LIMIT	UNITS	MDL
1,2,3-Trichloropropane	ND	5.8	ug/kg	1.0
1,1,2-Trichloro-1,2,2-trifluoroethane	ND	5.8	ug/kg	1.5
1,2,4-Trimethylbenzene	ND	5.8	ug/kg	0.75
Vinyl acetate	ND	12	ug/kg	0.29
Methyl tert-butyl ether	ND	12	ug/kg	0.50
Chloromethane	ND	5.8	ug/kg	0.47
Bromomethane	ND	5.8	ug/kg	0.62
Vinyl chloride	ND	5.8	ug/kg	0.45
Chloroethane	ND	5.8	ug/kg	0.99
Methylene chloride	**5.0 J,B**	**5.8**	**ug/kg**	**0.77**
Acetone	ND	12	ug/kg	7.3
Carbon disulfide	ND	5.8	ug/kg	0.51
1,1-Dichloroethene	ND	5.8	ug/kg	0.60
1,1-Dichloroethane	ND	5.8	ug/kg	0.42
Chloroform	ND	5.8	ug/kg	0.33
1,2-Dichloroethane	ND	5.8	ug/kg	0.39
2-Butanone	ND	12	ug/kg	1.6
1,1,1-Trichloroethane	ND	5.8	ug/kg	0.65
Carbon tetrachloride	ND	5.8	ug/kg	0.43
Bromodichloromethane	ND	5.8	ug/kg	0.32
1,2-Dichloropropane	ND	5.8	ug/kg	0.80
cis-1,3-Dichloropropene	ND	5.8	ug/kg	0.39
Trichloroethene	ND	5.8	ug/kg	0.48
Dibromochloromethane	ND	5.8	ug/kg	0.63
Benzene	ND	5.8	ug/kg	0.27
trans-1,3-Dichloropropene	ND	5.8	ug/kg	0.62
Bromoform	ND	5.8	ug/kg	0.38
4-Methyl-2-pentanone	ND	12	ug/kg	0.62
2-Hexanone	ND	12	ug/kg	0.73
Tetrachloroethene	ND	5.8	ug/kg	0.60
1,1,2,2-Tetrachloroethane	ND	5.8	ug/kg	0.39
Toluene	ND	5.8	ug/kg	0.31
Chlorobenzene	ND	5.8	ug/kg	0.38
Ethylbenzene	ND	5.8	ug/kg	0.30
Styrene	ND	5.8	ug/kg	0.17
Xylenes (total)	ND	12	ug/kg	0.77

SURROGATE	PERCENT RECOVERY	RECOVERY LIMITS
Dibromofluoromethane	83	(59 - 138)
1,2-Dichloroethane-d4	89	(61 - 130)
Toluene-d8	85	(60 - 143)
4-Bromofluorobenzene	85	(47 - 158)

(Continued on next page)

Tetra Tech NUS, Inc

Client Sample ID: SB-509-0001

GC/MS Volatiles

Lot-Sample #...: A7L010179-014 Work Order #...: KC9QC1AG Matrix.....: SO

NOTE(S):

Results and reporting limits have been adjusted for dry weight.

J Estimated result. Result is less than RL.

B Method blank contamination. The associated method blank contains the target analyte at a reportable level.

Tetra Tech NUS, Inc

SB-509-0001

GC/MS Volatiles

Lot-Sample #: A7L010179-014 **Work Order #:** KC9QC1AG **Matrix:** SO

MASS SPECTROMETER/DATA SYSTEM (MSDS) TENTATIVELY IDENTIFIED COMPOUNDS

PARAMETER	CAS #	ESTIMATED RESULT		RETENTION TIME	UNITS
Undecane	1120-21-4	9.0 NJ	M	10.455	ug/kg
Dodecane	112-40-3	28 NJ	M	11.544	ug/kg
Undecane, 2,5-dimethyl-	17301-22-3	14 NJ	M	11.696	ug/kg
Unknown		12 J	M	11.782	ug/kg
Unknown		15 J	M	12.11	ug/kg
Unknown		20 J	M	12.195	ug/kg
Hexadecane, 7-methyl-	26730-20-1	23 NJ	M	12.299	ug/kg
Tridecane	629-50-5	38 NJ	M	12.591	ug/kg
Unknown		9.9 J	M	12.706	ug/kg
Tetradecane	629-59-4	9.1 NJ	M	13.826	ug/kg

NOTE(S):

M: Result was measured against nearest internal standard assuming a response factor of 1.

Tetra Tech NUS, Inc

Client Sample ID: SB-509-0406

GC/MS Volatiles

Lot-Sample #...:	A7L010179-015	**Work Order #...:**	KC9QH1AG	**Matrix.....:**	SO
Date Sampled...:	11/29/07 11:05	**Date Received..:**	12/01/07		
Prep Date.....:	12/08/07	**Analysis Date..:**	12/08/07		
Prep Batch #...:	7344306				
Dilution Factor:	1	**Initial Wgt/Vol:**	5 g	**Final Wgt/Vol..:**	5 mL
% Moisture.....:	14	**Method.....:**	SW846 8260B		

PARAMETER	RESULT	REPORTING LIMIT	UNITS	MDL
Diisopropyl Ether (DIPE)	ND	12	ug/kg	1.7
1,2,3-Trimethylbenzene	ND	5.8	ug/kg	0.20
Ethyl-t-Butyl Ether (ETBE)	ND	5.8	ug/kg	0.25
Tert-amyl methyl ether (TAME)	ND	5.8	ug/kg	0.43
Dichlorodifluoromethane	ND	5.8	ug/kg	0.58
cis-1,2-Dichloroethylene	ND	5.8	ug/kg	0.42
trans-1,2-Dichloroethylene	ND	5.8	ug/kg	0.48
Trichlorofluoromethane	ND	5.8	ug/kg	0.39
o-Xylene	ND	5.8	ug/kg	0.41
m-Xylene & p-Xylene	ND	12	ug/kg	1.4
Bromobenzene	ND	5.8	ug/kg	0.82
Bromochloromethane	ND	5.8	ug/kg	0.82
n-Butylbenzene	ND	5.8	ug/kg	0.27
sec-Butylbenzene	ND	5.8	ug/kg	0.21
tert-Butylbenzene	ND	5.8	ug/kg	0.34
1,2-Dibromo-3-chloro-propane	ND	12	ug/kg	1.5
2-Chloroethyl vinyl ether	ND	12	ug/kg	1.6
2-Chlorotoluene	ND	5.8	ug/kg	0.46
4-Chlorotoluene	ND	5.8	ug/kg	0.48
1,2-Dibromoethane	ND	5.8	ug/kg	0.58
Dibromomethane	ND	5.8	ug/kg	0.73
1,2-Dichlorobenzene	ND	5.8	ug/kg	0.42
1,3-Dichlorobenzene	ND	5.8	ug/kg	0.41
1,4-Dichlorobenzene	ND	5.8	ug/kg	0.76
1,3-Dichloropropane	ND	5.8	ug/kg	0.39
2,2-Dichloropropane	ND	5.8	ug/kg	1.1
1,1-Dichloropropene	ND	5.8	ug/kg	0.35
Hexachlorobutadiene	ND	5.8	ug/kg	1.4
Isopropylbenzene	ND	5.8	ug/kg	0.19
p-Isopropyltoluene	ND	5.8	ug/kg	0.24
tert-Butyl alcohol	ND	120	ug/kg	8.8
Naphthalene	ND	5.8	ug/kg	0.22
n-Propylbenzene	ND	5.8	ug/kg	0.46
1,1,1,2-Tetrachloroethane	ND	5.8	ug/kg	0.72
1,2,3-Trichlorobenzene	ND	5.8	ug/kg	0.44
1,2,4-Trichloro-benzene	ND	5.8	ug/kg	0.31

(Continued on next page)

Tetra Tech NUS, Inc

Client Sample ID: SB-509-0406

GC/MS Volatiles

Lot-Sample #...: A7L010179-015 **Work Order #...:** KC9QH1AG **Matrix.....:** SO

PARAMETER	RESULT	REPORTING LIMIT	UNITS	MDL
1,2,3-Trichloropropane	ND	5.8	ug/kg	1.0
1,1,2-Trichloro-1,2,2-trifluoroethane	ND	5.8	ug/kg	1.5
1,2,4-Trimethylbenzene	ND	5.8	ug/kg	0.75
Vinyl acetate	ND	12	ug/kg	0.29
Methyl tert-butyl ether	ND	12	ug/kg	0.50
Chloromethane	ND	5.8	ug/kg	0.48
Bromomethane	ND	5.8	ug/kg	0.63
Vinyl chloride	ND	5.8	ug/kg	0.45
Chloroethane	ND	5.8	ug/kg	1.0
Methylene chloride	**4.8 J,B**	**5.8**	**ug/kg**	**0.78**
Acetone	**10 J**	**12**	**ug/kg**	**7.3**
Carbon disulfide	ND	5.8	ug/kg	0.51
1,1-Dichloroethene	ND	5.8	ug/kg	0.60
1,1-Dichloroethane	ND	5.8	ug/kg	0.42
Chloroform	ND	5.8	ug/kg	0.34
1,2-Dichloroethane	ND	5.8	ug/kg	0.39
2-Butanone	ND	12	ug/kg	1.6
1,1,1-Trichloroethane	ND	5.8	ug/kg	0.65
Carbon tetrachloride	ND	5.8	ug/kg	0.43
Bromodichloromethane	ND	5.8	ug/kg	0.32
1,2-Dichloropropane	ND	5.8	ug/kg	0.80
cis-1,3-Dichloropropene	ND	5.8	ug/kg	0.39
Trichloroethene	ND	5.8	ug/kg	0.49
Dibromochloromethane	ND	5.8	ug/kg	0.64
Benzene	ND	5.8	ug/kg	0.27
trans-1,3-Dichloropropene	ND	5.8	ug/kg	0.63
Bromoform	ND	5.8	ug/kg	0.38
4-Methyl-2-pentanone	ND	12	ug/kg	0.63
2-Hexanone	ND	12	ug/kg	0.73
Tetrachloroethene	ND	5.8	ug/kg	0.60
1,1,2,2-Tetrachloroethane	ND	5.8	ug/kg	0.39
Toluene	ND	5.8	ug/kg	0.31
Chlorobenzene	ND	5.8	ug/kg	0.38
Ethylbenzene	ND	5.8	ug/kg	0.30
Styrene	ND	5.8	ug/kg	0.17
Xylenes (total)	ND	12	ug/kg	0.78

SURROGATE	PERCENT RECOVERY	RECOVERY LIMITS
Dibromofluoromethane	79	(59 - 138)
1,2-Dichloroethane-d4	86	(61 - 130)
Toluene-d8	82	(60 - 143)
4-Bromofluorobenzene	83	(47 - 158)

(Continued on next page)

Tetra Tech NUS, Inc

Client Sample ID: SB-509-0406

GC/MS Volatiles

Lot-Sample #...: A7L010179-015 Work Order #...: KC9QH1AG Matrix.....: SO

NOTE(S):

Results and reporting limits have been adjusted for dry weight.

J Estimated result. Result is less than RL.

B Method blank contamination. The associated method blank contains the target analyte at a reportable level.

Tetra Tech NUS, Inc

SB-509-0406

GC/MS Volatiles

Lot-Sample #: A7L010179-015 **Work Order #:** KC9QH1AG **Matrix:** SO

MASS SPECTROMETER/DATA SYSTEM (MSDS) TENTATIVELY IDENTIFIED COMPOUNDS

PARAMETER	CAS #	ESTIMATED RESULT	RETENTION TIME	UNITS
None				ug/kg

Tetra Tech NUS, Inc

Client Sample ID: SB-509-0810

GC/MS Volatiles

Lot-Sample #...: A7L010179-016 **Work Order #...:** KC9QK1AG **Matrix.....:** SO
Date Sampled...: 11/29/07 11:10 **Date Received..:** 12/01/07
Prep Date.....: 12/08/07 **Analysis Date..:** 12/08/07
Prep Batch #...: 7344306
Dilution Factor: 1 **Initial Wgt/Vol:** 5 g **Final Wgt/Vol..:** 5 mL
% Moisture.....: 13 **Method.....:** SW846 8260B

PARAMETER	RESULT	REPORTING LIMIT	UNITS	MDL
Diisopropyl Ether (DIPE)	ND	11	ug/kg	1.7
1,2,3-Trimethylbenzene	ND	5.7	ug/kg	0.19
Ethyl-t-Butyl Ether (ETBE)	ND	5.7	ug/kg	0.25
Tert-amyl methyl ether (TAME)	ND	5.7	ug/kg	0.42
Dichlorodifluoromethane	ND	5.7	ug/kg	0.57
cis-1,2-Dichloroethylene	ND	5.7	ug/kg	0.41
trans-1,2-Dichloroethylene	ND	5.7	ug/kg	0.47
Trichlorofluoromethane	ND	5.7	ug/kg	0.39
o-Xylene	ND	5.7	ug/kg	0.40
m-Xylene & p-Xylene	ND	11	ug/kg	1.4
Bromobenzene	ND	5.7	ug/kg	0.81
Bromochloromethane	ND	5.7	ug/kg	0.81
n-Butylbenzene	ND	5.7	ug/kg	0.26
sec-Butylbenzene	ND	5.7	ug/kg	0.21
tert-Butylbenzene	ND	5.7	ug/kg	0.33
1,2-Dibromo-3-chloro-propane	ND	11	ug/kg	1.5
2-Chloroethyl vinyl ether	ND	11	ug/kg	1.6
2-Chlorotoluene	ND	5.7	ug/kg	0.46
4-Chlorotoluene	ND	5.7	ug/kg	0.47
1,2-Dibromoethane	ND	5.7	ug/kg	0.57
Dibromomethane	ND	5.7	ug/kg	0.72
1,2-Dichlorobenzene	ND	5.7	ug/kg	0.41
1,3-Dichlorobenzene	ND	5.7	ug/kg	0.40
1,4-Dichlorobenzene	ND	5.7	ug/kg	0.76
1,3-Dichloropropane	ND	5.7	ug/kg	0.39
2,2-Dichloropropane	ND	5.7	ug/kg	1.1
1,1-Dichloropropene	ND	5.7	ug/kg	0.34
Hexachlorobutadiene	ND	5.7	ug/kg	1.4
Isopropylbenzene	ND	5.7	ug/kg	0.18
p-Isopropyltoluene	ND	5.7	ug/kg	0.24
tert-Butyl alcohol	ND	110	ug/kg	8.7
Naphthalene	ND	5.7	ug/kg	0.22
n-Propylbenzene	ND	5.7	ug/kg	0.46
1,1,1,2-Tetrachloroethane	ND	5.7	ug/kg	0.71
1,2,3-Trichlorobenzene	ND	5.7	ug/kg	0.43
1,2,4-Trichloro-benzene	ND	5.7	ug/kg	0.31

(Continued on next page)

Tetra Tech NUS, Inc

Client Sample ID: SB-509-0810

GC/MS Volatiles

Lot-Sample #...: A7L010179-016 Work Order #...: KC9QK1AG Matrix.....: SO

PARAMETER	RESULT	REPORTING LIMIT	UNITS	MDL
1,2,3-Trichloropropane	ND	5.7	ug/kg	1.0
1,1,2-Trichloro-1,2,2-trifluoroethane	ND	5.7	ug/kg	1.5
1,2,4-Trimethylbenzene	ND	5.7	ug/kg	0.74
Vinyl acetate	ND	11	ug/kg	0.29
Methyl tert-butyl ether	ND	11	ug/kg	0.49
Chloromethane	ND	5.7	ug/kg	0.47
Bromomethane	ND	5.7	ug/kg	0.62
Vinyl chloride	ND	5.7	ug/kg	0.45
Chloroethane	ND	5.7	ug/kg	0.98
Methylene chloride	**4.3 J,B**	**5.7**	**ug/kg**	**0.77**
Acetone	**15**	**11**	**ug/kg**	**7.2**
Carbon disulfide	ND	5.7	ug/kg	0.50
1,1-Dichloroethene	ND	5.7	ug/kg	0.60
1,1-Dichloroethane	ND	5.7	ug/kg	0.41
Chloroform	ND	5.7	ug/kg	0.33
1,2-Dichloroethane	ND	5.7	ug/kg	0.39
2-Butanone	ND	11	ug/kg	1.6
1,1,1-Trichloroethane	ND	5.7	ug/kg	0.64
Carbon tetrachloride	ND	5.7	ug/kg	0.42
Bromodichloromethane	ND	5.7	ug/kg	0.32
1,2-Dichloropropane	ND	5.7	ug/kg	0.79
cis-1,3-Dichloropropene	ND	5.7	ug/kg	0.39
Trichloroethene	ND	5.7	ug/kg	0.48
Dibromochloromethane	ND	5.7	ug/kg	0.63
Benzene	ND	5.7	ug/kg	0.26
trans-1,3-Dichloropropene	ND	5.7	ug/kg	0.62
Bromoform	ND	5.7	ug/kg	0.38
4-Methyl-2-pentanone	ND	11	ug/kg	0.62
2-Hexanone	ND	11	ug/kg	0.72
Tetrachloroethene	ND	5.7	ug/kg	0.60
1,1,2,2-Tetrachloroethane	ND	5.7	ug/kg	0.39
Toluene	ND	5.7	ug/kg	0.31
Chlorobenzene	ND	5.7	ug/kg	0.38
Ethylbenzene	ND	5.7	ug/kg	0.30
Styrene	ND	5.7	ug/kg	0.17
Xylenes (total)	ND	11	ug/kg	0.77

SURROGATE	PERCENT RECOVERY	RECOVERY LIMITS
Dibromofluoromethane	81	(59 - 138)
1,2-Dichloroethane-d4	87	(61 - 130)
Toluene-d8	82	(60 - 143)
4-Bromofluorobenzene	83	(47 - 158)

(Continued on next page)

Tetra Tech NUS, Inc

Client Sample ID: SB-509-0810

GC/MS Volatiles

Lot-Sample #...: A7L010179-016 Work Order #...: KC9QK1AG Matrix.....: SO

NOTE(S):

Results and reporting limits have been adjusted for dry weight.

J Estimated result. Result is less than RL.

B Method blank contamination. The associated method blank contains the target analyte at a reportable level.

Tetra Tech NUS, Inc

SB-509-0810

GC/MS Volatiles

Lot-Sample #: A7L010179-016 **Work Order #:** KC9QK1AG **Matrix:** SO

MASS SPECTROMETER/DATA SYSTEM (MSDS) TENTATIVELY IDENTIFIED COMPOUNDS

PARAMETER	CAS #	ESTIMATED RESULT		RETENTION TIME	UNITS
Dodecane	112-40-3	8.8 NJ	M	11.539	ug/kg
Unknown		6.9 J	M	11.783	ug/kg
Cyclohexane, (1-methylpropyl)-	7058-01-7	6.7 NJ	M	12.19	ug/kg
Unknown		6.0 J	M	12.3	ug/kg
Tridecane	629-50-5	5.7 NJ	M	12.592	ug/kg
Unknown		6.8 J	M	12.701	ug/kg

NOTE(S):

M: Result was measured against nearest internal standard assuming a response factor of 1.

Tetra Tech NUS, Inc

Client Sample ID: SB-514-0001

GC/MS Volatiles

Lot-Sample #...: A7L010179-017	**Work Order #...:** KC9QM1AG	**Matrix.....:** SO	
Date Sampled...: 11/29/07 11:45	**Date Received..:** 12/01/07		
Prep Date.....: 12/08/07	**Analysis Date..:** 12/08/07		
Prep Batch #...: 7344306			
Dilution Factor: 1	**Initial Wgt/Vol:** 5 g	**Final Wgt/Vol..:** 5 mL	
% Moisture.....: 14	**Method.....:** SW846 8260B		

PARAMETER	RESULT	REPORTING LIMIT	UNITS	MDL
Diisopropyl Ether (DIPE)	ND	12	ug/kg	1.7
1,2,3-Trimethylbenzene	ND	5.8	ug/kg	0.20
Ethyl-t-Butyl Ether (ETBE)	ND	5.8	ug/kg	0.25
Tert-amyl methyl ether (TAME)	ND	5.8	ug/kg	0.43
Dichlorodifluoromethane	ND	5.8	ug/kg	0.58
cis-1,2-Dichloroethylene	ND	5.8	ug/kg	0.42
trans-1,2-Dichloroethylene	ND	5.8	ug/kg	0.48
Trichlorofluoromethane	ND	5.8	ug/kg	0.39
o-Xylene	ND	5.8	ug/kg	0.41
m-Xylene & p-Xylene	ND	12	ug/kg	1.4
Bromobenzene	ND	5.8	ug/kg	0.82
Bromochloromethane	ND	5.8	ug/kg	0.82
n-Butylbenzene	ND	5.8	ug/kg	0.27
sec-Butylbenzene	ND	5.8	ug/kg	0.21
tert-Butylbenzene	ND	5.8	ug/kg	0.34
1,2-Dibromo-3-chloro-propane	ND	12	ug/kg	1.5
2-Chloroethyl vinyl ether	ND	12	ug/kg	1.6
2-Chlorotoluene	ND	5.8	ug/kg	0.46
4-Chlorotoluene	ND	5.8	ug/kg	0.48
1,2-Dibromoethane	ND	5.8	ug/kg	0.58
Dibromomethane	ND	5.8	ug/kg	0.73
1,2-Dichlorobenzene	ND	5.8	ug/kg	0.42
1,3-Dichlorobenzene	ND	5.8	ug/kg	0.41
1,4-Dichlorobenzene	ND	5.8	ug/kg	0.76
1,3-Dichloropropane	ND	5.8	ug/kg	0.39
2,2-Dichloropropane	ND	5.8	ug/kg	1.1
1,1-Dichloropropene	ND	5.8	ug/kg	0.35
Hexachlorobutadiene	ND	5.8	ug/kg	1.4
Isopropylbenzene	ND	5.8	ug/kg	0.19
p-Isopropyltoluene	ND	5.8	ug/kg	0.24
tert-Butyl alcohol	ND	120	ug/kg	8.8
Naphthalene	ND	5.8	ug/kg	0.22
n-Propylbenzene	ND	5.8	ug/kg	0.46
1,1,1,2-Tetrachloroethane	ND	5.8	ug/kg	0.72
1,2,3-Trichlorobenzene	ND	5.8	ug/kg	0.44
1,2,4-Trichloro-benzene	ND	5.8	ug/kg	0.31

(Continued on next page)

Tetra Tech NUS, Inc

Client Sample ID: SB-514-0001

GC/MS Volatiles

Lot-Sample #...: A7L010179-017 Work Order #...: KC9QM1AG Matrix.....: SO

PARAMETER	RESULT	REPORTING LIMIT	UNITS	MDL
1,2,3-Trichloropropane	ND	5.8	ug/kg	1.0
1,1,2-Trichloro-1,2,2-trifluoroethane	ND	5.8	ug/kg	1.5
1,2,4-Trimethylbenzene	ND	5.8	ug/kg	0.75
Vinyl acetate	ND	12	ug/kg	0.29
Methyl tert-butyl ether	ND	12	ug/kg	0.50
Chloromethane	ND	5.8	ug/kg	0.48
Bromomethane	ND	5.8	ug/kg	0.63
Vinyl chloride	ND	5.8	ug/kg	0.45
Chloroethane	ND	5.8	ug/kg	1.0
Methylene chloride	**5.6 J,B**	**5.8**	**ug/kg**	**0.78**
Acetone	**51**	**12**	**ug/kg**	**7.3**
Carbon disulfide	**0.66 J**	**5.8**	**ug/kg**	**0.51**
1,1-Dichloroethene	ND	5.8	ug/kg	0.60
1,1-Dichloroethane	ND	5.8	ug/kg	0.42
Chloroform	ND	5.8	ug/kg	0.34
1,2-Dichloroethane	ND	5.8	ug/kg	0.39
2-Butanone	**2.7 J**	**12**	**ug/kg**	**1.6**
1,1,1-Trichloroethane	ND	5.8	ug/kg	0.65
Carbon tetrachloride	ND	5.8	ug/kg	0.43
Bromodichloromethane	ND	5.8	ug/kg	0.32
1,2-Dichloropropane	ND	5.8	ug/kg	0.80
cis-1,3-Dichloropropene	ND	5.8	ug/kg	0.39
Trichloroethene	ND	5.8	ug/kg	0.49
Dibromochloromethane	ND	5.8	ug/kg	0.64
Benzene	ND	5.8	ug/kg	0.27
trans-1,3-Dichloropropene	ND	5.8	ug/kg	0.63
Bromoform	ND	5.8	ug/kg	0.38
4-Methyl-2-pentanone	ND	12	ug/kg	0.63
2-Hexanone	ND	12	ug/kg	0.73
Tetrachloroethene	ND	5.8	ug/kg	0.60
1,1,2,2-Tetrachloroethane	ND	5.8	ug/kg	0.39
Toluene	ND	5.8	ug/kg	0.31
Chlorobenzene	ND	5.8	ug/kg	0.38
Ethylbenzene	ND	5.8	ug/kg	0.30
Styrene	ND	5.8	ug/kg	0.17
Xylenes (total)	ND	12	ug/kg	0.78

SURROGATE	PERCENT RECOVERY	RECOVERY LIMITS
Dibromofluoromethane	80	(59 - 138)
1,2-Dichloroethane-d4	85	(61 - 130)
Toluene-d8	81	(60 - 143)
4-Bromofluorobenzene	84	(47 - 158)

(Continued on next page)

Tetra Tech NUS, Inc

Client Sample ID: SB-514-0001

GC/MS Volatiles

Lot-Sample #...: A7L010179-017 Work Order #...: KC9QM1AG Matrix.....: SO

NOTE(S):

Results and reporting limits have been adjusted for dry weight.

J Estimated result. Result is less than RL.

B Method blank contamination. The associated method blank contains the target analyte at a reportable level.

Tetra Tech NUS, Inc

SB-514-0001

GC/MS Volatiles

Lot-Sample #: A7L010179-017 **Work Order #:** KC9QM1AG **Matrix:** SO

MASS SPECTROMETER/DATA SYSTEM (MSDS) TENTATIVELY IDENTIFIED COMPOUNDS

PARAMETER	CAS #	ESTIMATED RESULT	RETENTION TIME	UNITS
None				ug/kg

Tetra Tech NUS, Inc

Client Sample ID: SB-514-0406

GC/MS Volatiles

Lot-Sample #...: A7L010179-018 **Work Order #...:** KC9QQ1AG **Matrix.....:** SO
Date Sampled...: 11/29/07 11:50 **Date Received..:** 12/01/07
Prep Date.....: 12/08/07 **Analysis Date..:** 12/08/07
Prep Batch #...: 7344306
Dilution Factor: 1 **Initial Wgt/Vol:** 5 g **Final Wgt/Vol..:** 5 mL
% Moisture.....: 17 **Method.....:** SW846 8260B

PARAMETER	RESULT	REPORTING LIMIT	UNITS	MDL
Diisopropyl Ether (DIPE)	ND	12	ug/kg	1.8
1,2,3-Trimethylbenzene	ND	6.0	ug/kg	0.21
Ethyl-t-Butyl Ether (ETBE)	ND	6.0	ug/kg	0.27
Tert-amyl methyl ether (TAME)	ND	6.0	ug/kg	0.45
Dichlorodifluoromethane	ND	6.0	ug/kg	0.60
cis-1,2-Dichloroethylene	ND	6.0	ug/kg	0.44
trans-1,2-Dichloroethylene	ND	6.0	ug/kg	0.50
Trichlorofluoromethane	ND	6.0	ug/kg	0.41
o-Xylene	ND	6.0	ug/kg	0.42
m-Xylene & p-Xylene	ND	12	ug/kg	1.5
Bromobenzene	ND	6.0	ug/kg	0.86
Bromochloromethane	ND	6.0	ug/kg	0.86
n-Butylbenzene	ND	6.0	ug/kg	0.28
sec-Butylbenzene	ND	6.0	ug/kg	0.22
tert-Butylbenzene	ND	6.0	ug/kg	0.35
1,2-Dibromo-3-chloro-propane	ND	12	ug/kg	1.6
2-Chloroethyl vinyl ether	ND	12	ug/kg	1.7
2-Chlorotoluene	ND	6.0	ug/kg	0.48
4-Chlorotoluene	ND	6.0	ug/kg	0.50
1,2-Dibromoethane	ND	6.0	ug/kg	0.60
Dibromomethane	ND	6.0	ug/kg	0.76
1,2-Dichlorobenzene	ND	6.0	ug/kg	0.44
1,3-Dichlorobenzene	ND	6.0	ug/kg	0.42
1,4-Dichlorobenzene	ND	6.0	ug/kg	0.80
1,3-Dichloropropane	ND	6.0	ug/kg	0.41
2,2-Dichloropropane	ND	6.0	ug/kg	1.1
1,1-Dichloropropene	ND	6.0	ug/kg	0.36
Hexachlorobutadiene	ND	6.0	ug/kg	1.5
Isopropylbenzene	ND	6.0	ug/kg	0.19
p-Isopropyltoluene	ND	6.0	ug/kg	0.25
tert-Butyl alcohol	ND	120	ug/kg	9.2
Naphthalene	ND	6.0	ug/kg	0.23
n-Propylbenzene	ND	6.0	ug/kg	0.48
1,1,1,2-Tetrachloroethane	ND	6.0	ug/kg	0.75
1,2,3-Trichlorobenzene	ND	6.0	ug/kg	0.46
1,2,4-Trichloro-benzene	ND	6.0	ug/kg	0.33

(Continued on next page)

Tetra Tech NUS, Inc

Client Sample ID: SB-514-0406

GC/MS Volatiles

Lot-Sample #...: A7L010179-018 Work Order #...: KC9QQ1AG Matrix.....: SO

PARAMETER	RESULT	REPORTING LIMIT	UNITS	MDL
1,2,3-Trichloropropane	ND	6.0	ug/kg	1.1
1,1,2-Trichloro-1,2,2-trifluoroethane	ND	6.0	ug/kg	1.6
1,2,4-Trimethylbenzene	ND	6.0	ug/kg	0.79
Vinyl acetate	ND	12	ug/kg	0.30
Methyl tert-butyl ether	ND	12	ug/kg	0.52
Chloromethane	ND	6.0	ug/kg	0.50
Bromomethane	ND	6.0	ug/kg	0.65
Vinyl chloride	ND	6.0	ug/kg	0.47
Chloroethane	ND	6.0	ug/kg	1.0
Methylene chloride	**5.9 J,B**	**6.0**	**ug/kg**	**0.81**
Acetone	**130**	**12**	**ug/kg**	**7.6**
Carbon disulfide	ND	6.0	ug/kg	0.53
1,1-Dichloroethene	ND	6.0	ug/kg	0.63
1,1-Dichloroethane	ND	6.0	ug/kg	0.44
Chloroform	ND	6.0	ug/kg	0.35
1,2-Dichloroethane	ND	6.0	ug/kg	0.41
2-Butanone	**9.3 J**	**12**	**ug/kg**	**1.7**
1,1,1-Trichloroethane	ND	6.0	ug/kg	0.68
Carbon tetrachloride	ND	6.0	ug/kg	0.45
Bromodichloromethane	ND	6.0	ug/kg	0.34
1,2-Dichloropropane	ND	6.0	ug/kg	0.83
cis-1,3-Dichloropropene	ND	6.0	ug/kg	0.41
Trichloroethene	ND	6.0	ug/kg	0.51
Dibromochloromethane	ND	6.0	ug/kg	0.67
Benzene	ND	6.0	ug/kg	0.28
trans-1,3-Dichloropropene	ND	6.0	ug/kg	0.65
Bromoform	ND	6.0	ug/kg	0.40
4-Methyl-2-pentanone	ND	12	ug/kg	0.65
2-Hexanone	ND	12	ug/kg	0.76
Tetrachloroethene	ND	6.0	ug/kg	0.63
1,1,2,2-Tetrachloroethane	ND	6.0	ug/kg	0.41
Toluene	ND	6.0	ug/kg	0.33
Chlorobenzene	ND	6.0	ug/kg	0.40
Ethylbenzene	ND	6.0	ug/kg	0.31
Styrene	ND	6.0	ug/kg	0.18
Xylenes (total)	ND	12	ug/kg	0.81

SURROGATE	PERCENT RECOVERY	RECOVERY LIMITS
Dibromofluoromethane	80	(59 - 138)
1,2-Dichloroethane-d4	85	(61 - 130)
Toluene-d8	81	(60 - 143)
4-Bromofluorobenzene	84	(47 - 158)

(Continued on next page)

Tetra Tech NUS, Inc

Client Sample ID: SB-514-0406

GC/MS Volatiles

Lot-Sample #...: A7L010179-018 Work Order #...: KC9QQ1AG Matrix.....: SO

NOTE(S):

Results and reporting limits have been adjusted for dry weight.

J Estimated result. Result is less than RL.

B Method blank contamination. The associated method blank contains the target analyte at a reportable level.

Tetra Tech NUS, Inc

SB-514-0406

GC/MS Volatiles

Lot-Sample #: A7L010179-018 **Work Order #:** KC9QQ1AG **Matrix:** SO

MASS SPECTROMETER/DATA SYSTEM (MSDS) TENTATIVELY IDENTIFIED COMPOUNDS

PARAMETER	CAS #	ESTIMATED RESULT	RETENTION TIME	UNITS
None				ug/kg

Tetra Tech NUS, Inc

Client Sample ID: SB-514-0810

GC/MS Volatiles

Lot-Sample #...: A7L010179-019 **Work Order #...:** KC9QT1AG **Matrix.....:** SO
Date Sampled...: 11/29/07 11:55 **Date Received..:** 12/01/07
Prep Date.....: 12/08/07 **Analysis Date..:** 12/08/07
Prep Batch #...: 7344306
Dilution Factor: 1 **Initial Wgt/Vol:** 5 g **Final Wgt/Vol..:** 5 mL
% Moisture.....: 16 **Method.....:** SW846 8260B

PARAMETER	RESULT	REPORTING LIMIT	UNITS	MDL
Diisopropyl Ether (DIPE)	ND	12	ug/kg	1.8
1,2,3-Trimethylbenzene	ND	5.9	ug/kg	0.20
Ethyl-t-Butyl Ether (ETBE)	ND	5.9	ug/kg	0.26
Tert-amyl methyl ether (TAME)	ND	5.9	ug/kg	0.44
Dichlorodifluoromethane	ND	5.9	ug/kg	0.59
cis-1,2-Dichloroethylene	ND	5.9	ug/kg	0.43
trans-1,2-Dichloroethylene	ND	5.9	ug/kg	0.49
Trichlorofluoromethane	ND	5.9	ug/kg	0.40
o-Xylene	ND	5.9	ug/kg	0.41
m-Xylene & p-Xylene	ND	12	ug/kg	1.4
Bromobenzene	ND	5.9	ug/kg	0.84
Bromochloromethane	ND	5.9	ug/kg	0.84
n-Butylbenzene	ND	5.9	ug/kg	0.27
sec-Butylbenzene	ND	5.9	ug/kg	0.21
tert-Butylbenzene	ND	5.9	ug/kg	0.34
1,2-Dibromo-3-chloro-propane	ND	12	ug/kg	1.5
2-Chloroethyl vinyl ether	ND	12	ug/kg	1.7
2-Chlorotoluene	ND	5.9	ug/kg	0.47
4-Chlorotoluene	ND	5.9	ug/kg	0.49
1,2-Dibromoethane	ND	5.9	ug/kg	0.59
Dibromomethane	ND	5.9	ug/kg	0.75
1,2-Dichlorobenzene	ND	5.9	ug/kg	0.43
1,3-Dichlorobenzene	ND	5.9	ug/kg	0.41
1,4-Dichlorobenzene	ND	5.9	ug/kg	0.78
1,3-Dichloropropane	ND	5.9	ug/kg	0.40
2,2-Dichloropropane	ND	5.9	ug/kg	1.1
1,1-Dichloropropene	ND	5.9	ug/kg	0.36
Hexachlorobutadiene	ND	5.9	ug/kg	1.4
Isopropylbenzene	ND	5.9	ug/kg	0.19
p-Isopropyltoluene	ND	5.9	ug/kg	0.25
tert-Butyl alcohol	ND	120	ug/kg	9.0
Naphthalene	ND	5.9	ug/kg	0.23
n-Propylbenzene	ND	5.9	ug/kg	0.47
1,1,1,2-Tetrachloroethane	ND	5.9	ug/kg	0.74
1,2,3-Trichlorobenzene	ND	5.9	ug/kg	0.45
1,2,4-Trichloro-benzene	ND	5.9	ug/kg	0.32

(Continued on next page)

Tetra Tech NUS, Inc

Client Sample ID: SB-514-0810

GC/MS Volatiles

Lot-Sample #...: A7L010179-019 **Work Order #...:** KC9QT1AG **Matrix.....:** SO

PARAMETER	RESULT	REPORTING LIMIT	UNITS	MDL
1,2,3-Trichloropropane	ND	5.9	ug/kg	1.1
1,1,2-Trichloro-1,2,2-trifluoroethane	ND	5.9	ug/kg	1.5
1,2,4-Trimethylbenzene	ND	5.9	ug/kg	0.77
Vinyl acetate	ND	12	ug/kg	0.30
Methyl tert-butyl ether	ND	12	ug/kg	0.51
Chloromethane	ND	5.9	ug/kg	0.49
Bromomethane	ND	5.9	ug/kg	0.64
Vinyl chloride	ND	5.9	ug/kg	0.46
Chloroethane	ND	5.9	ug/kg	1.0
Methylene chloride	**5.8 J,B**	**5.9**	**ug/kg**	**0.79**
Acetone	**38**	**12**	**ug/kg**	**7.5**
Carbon disulfide	ND	5.9	ug/kg	0.52
1,1-Dichloroethene	ND	5.9	ug/kg	0.62
1,1-Dichloroethane	ND	5.9	ug/kg	0.43
Chloroform	ND	5.9	ug/kg	0.34
1,2-Dichloroethane	ND	5.9	ug/kg	0.40
2-Butanone	ND	12	ug/kg	1.7
1,1,1-Trichloroethane	ND	5.9	ug/kg	0.66
Carbon tetrachloride	ND	5.9	ug/kg	0.44
Bromodichloromethane	ND	5.9	ug/kg	0.33
1,2-Dichloropropane	ND	5.9	ug/kg	0.82
cis-1,3-Dichloropropene	ND	5.9	ug/kg	0.40
Trichloroethene	ND	5.9	ug/kg	0.50
Dibromochloromethane	ND	5.9	ug/kg	0.65
Benzene	ND	5.9	ug/kg	0.27
trans-1,3-Dichloropropene	ND	5.9	ug/kg	0.64
Bromoform	ND	5.9	ug/kg	0.39
4-Methyl-2-pentanone	ND	12	ug/kg	0.64
2-Hexanone	ND	12	ug/kg	0.75
Tetrachloroethene	ND	5.9	ug/kg	0.62
1,1,2,2-Tetrachloroethane	ND	5.9	ug/kg	0.40
Toluene	ND	5.9	ug/kg	0.32
Chlorobenzene	ND	5.9	ug/kg	0.39
Ethylbenzene	ND	5.9	ug/kg	0.31
Styrene	ND	5.9	ug/kg	0.18
Xylenes (total)	ND	12	ug/kg	0.79

SURROGATE	PERCENT RECOVERY	RECOVERY LIMITS
Dibromofluoromethane	81	(59 - 138)
1,2-Dichloroethane-d4	86	(61 - 130)
Toluene-d8	81	(60 - 143)
4-Bromofluorobenzene	81	(47 - 158)

(Continued on next page)

Tetra Tech NUS, Inc

Client Sample ID: SB-514-0810

GC/MS Volatiles

Lot-Sample #...: A7L010179-019 Work Order #...: KC9QT1AG Matrix.....: SO

NOTE(S):

Results and reporting limits have been adjusted for dry weight.

J Estimated result. Result is less than RL.

B Method blank contamination. The associated method blank contains the target analyte at a reportable level.

Tetra Tech NUS, Inc

SB-514-0810

GC/MS Volatiles

Lot-Sample #: A7L010179-019 **Work Order #:** KC9QT1AG **Matrix:** SO

MASS SPECTROMETER/DATA SYSTEM (MSDS) TENTATIVELY IDENTIFIED COMPOUNDS

PARAMETER	CAS #	ESTIMATED RESULT	RETENTION TIME	UNITS
None				ug/kg

Tetra Tech NUS, Inc

Client Sample ID: SB-515-0001

GC/MS Volatiles

Lot-Sample #...: A7L010179-020 **Work Order #...:** KC9QX1AG **Matrix.....:** SO
Date Sampled...: 11/29/07 13:30 **Date Received..:** 12/01/07
Prep Date.....: 12/08/07 **Analysis Date..:** 12/08/07
Prep Batch #...: 7344306
Dilution Factor: 1 **Initial Wgt/Vol:** 5 g **Final Wgt/Vol..:** 5 mL
% Moisture.....: 15 **Method.....:** SW846 8260B

PARAMETER	RESULT	REPORTING LIMIT	UNITS	MDL
Diisopropyl Ether (DIPE)	ND	12	ug/kg	1.8
1,2,3-Trimethylbenzene	ND	5.9	ug/kg	0.20
Ethyl-t-Butyl Ether (ETBE)	ND	5.9	ug/kg	0.26
Tert-amyl methyl ether (TAME)	ND	5.9	ug/kg	0.44
Dichlorodifluoromethane	ND	5.9	ug/kg	0.59
cis-1,2-Dichloroethylene	ND	5.9	ug/kg	0.42
trans-1,2-Dichloroethylene	ND	5.9	ug/kg	0.48
Trichlorofluoromethane	ND	5.9	ug/kg	0.40
o-Xylene	ND	5.9	ug/kg	0.41
m-Xylene & p-Xylene	ND	12	ug/kg	1.4
Bromobenzene	ND	5.9	ug/kg	0.84
Bromochloromethane	ND	5.9	ug/kg	0.84
n-Butylbenzene	ND	5.9	ug/kg	0.27
sec-Butylbenzene	ND	5.9	ug/kg	0.21
tert-Butylbenzene	ND	5.9	ug/kg	0.34
1,2-Dibromo-3-chloro-propane	ND	12	ug/kg	1.5
2-Chloroethyl vinyl ether	ND	12	ug/kg	1.7
2-Chlorotoluene	ND	5.9	ug/kg	0.47
4-Chlorotoluene	ND	5.9	ug/kg	0.48
1,2-Dibromoethane	ND	5.9	ug/kg	0.59
Dibromomethane	ND	5.9	ug/kg	0.74
1,2-Dichlorobenzene	ND	5.9	ug/kg	0.42
1,3-Dichlorobenzene	ND	5.9	ug/kg	0.41
1,4-Dichlorobenzene	ND	5.9	ug/kg	0.78
1,3-Dichloropropane	ND	5.9	ug/kg	0.40
2,2-Dichloropropane	ND	5.9	ug/kg	1.1
1,1-Dichloropropene	ND	5.9	ug/kg	0.35
Hexachlorobutadiene	ND	5.9	ug/kg	1.4
Isopropylbenzene	ND	5.9	ug/kg	0.19
p-Isopropyltoluene	ND	5.9	ug/kg	0.25
tert-Butyl alcohol	ND	120	ug/kg	9.0
Naphthalene	ND	5.9	ug/kg	0.22
n-Propylbenzene	ND	5.9	ug/kg	0.47
1,1,1,2-Tetrachloroethane	ND	5.9	ug/kg	0.73
1,2,3-Trichlorobenzene	ND	5.9	ug/kg	0.45
1,2,4-Trichloro-benzene	ND	5.9	ug/kg	0.32

(Continued on next page)

Tetra Tech NUS, Inc

Client Sample ID: SB-515-0001

GC/MS Volatiles

Lot-Sample #...: A7L010179-020 **Work Order #...:** KC9QX1AG **Matrix.....:** SO

PARAMETER	RESULT	REPORTING LIMIT	UNITS	MDL
1,2,3-Trichloropropane	ND	5.9	ug/kg	1.1
1,1,2-Trichloro-1,2,2-trifluoroethane	ND	5.9	ug/kg	1.5
1,2,4-Trimethylbenzene	ND	5.9	ug/kg	0.77
Vinyl acetate	ND	12	ug/kg	0.29
Methyl tert-butyl ether	ND	12	ug/kg	0.51
Chloromethane	ND	5.9	ug/kg	0.48
Bromomethane	ND	5.9	ug/kg	0.64
Vinyl chloride	ND	5.9	ug/kg	0.46
Chloroethane	ND	5.9	ug/kg	1.0
Methylene chloride	**5.9 B**	**5.9**	**ug/kg**	**0.79**
Acetone	**11 J**	**12**	**ug/kg**	**7.4**
Carbon disulfide	ND	5.9	ug/kg	0.52
1,1-Dichloroethene	ND	5.9	ug/kg	0.61
1,1-Dichloroethane	ND	5.9	ug/kg	0.42
Chloroform	ND	5.9	ug/kg	0.34
1,2-Dichloroethane	ND	5.9	ug/kg	0.40
2-Butanone	ND	12	ug/kg	1.7
1,1,1-Trichloroethane	ND	5.9	ug/kg	0.66
Carbon tetrachloride	ND	5.9	ug/kg	0.44
Bromodichloromethane	ND	5.9	ug/kg	0.33
1,2-Dichloropropane	ND	5.9	ug/kg	0.81
cis-1,3-Dichloropropene	ND	5.9	ug/kg	0.40
Trichloroethene	ND	5.9	ug/kg	0.50
Dibromochloromethane	ND	5.9	ug/kg	0.65
Benzene	ND	5.9	ug/kg	0.27
trans-1,3-Dichloropropene	ND	5.9	ug/kg	0.64
Bromoform	ND	5.9	ug/kg	0.39
4-Methyl-2-pentanone	ND	12	ug/kg	0.64
2-Hexanone	ND	12	ug/kg	0.74
Tetrachloroethene	ND	5.9	ug/kg	0.61
1,1,2,2-Tetrachloroethane	ND	5.9	ug/kg	0.40
Toluene	ND	5.9	ug/kg	0.32
Chlorobenzene	ND	5.9	ug/kg	0.39
Ethylbenzene	ND	5.9	ug/kg	0.31
Styrene	ND	5.9	ug/kg	0.18
Xylenes (total)	ND	12	ug/kg	0.79

SURROGATE	PERCENT RECOVERY	RECOVERY LIMITS
Dibromofluoromethane	81	(59 - 138)
1,2-Dichloroethane-d4	88	(61 - 130)
Toluene-d8	84	(60 - 143)
4-Bromofluorobenzene	83	(47 - 158)

(Continued on next page)

Tetra Tech NUS, Inc

Client Sample ID: SB-515-0001

GC/MS Volatiles

Lot-Sample #...: A7L010179-020 Work Order #...: KC9QX1AG Matrix.....: SO

NOTE(S):

Results and reporting limits have been adjusted for dry weight.

B Method blank contamination. The associated method blank contains the target analyte at a reportable level.

J Estimated result. Result is less than RL.

Tetra Tech NUS, Inc

SB-515-0001

GC/MS Volatiles

Lot-Sample #: A7L010179-020 **Work Order #:** KC9QX1AG **Matrix:** SO

MASS SPECTROMETER/DATA SYSTEM (MSDS) TENTATIVELY IDENTIFIED COMPOUNDS

PARAMETER	CAS #	ESTIMATED RESULT	RETENTION TIME	UNITS
None				ug/kg

Tetra Tech NUS, Inc

Client Sample ID: SB-515-0406

GC/MS Volatiles

Lot-Sample #...: A7L010179-021 **Work Order #...:** KC9Q21AG **Matrix.....:** SO
Date Sampled...: 11/29/07 13:35 **Date Received..:** 12/01/07
Prep Date.....: 12/08/07 **Analysis Date..:** 12/08/07
Prep Batch #...: 7344306
Dilution Factor: 1 **Initial Wgt/Vol:** 5 g **Final Wgt/Vol..:** 5 mL
% Moisture.....: 17 **Method.....:** SW846 8260B

PARAMETER	RESULT	REPORTING LIMIT	UNITS	MDL
Diisopropyl Ether (DIPE)	ND	12	ug/kg	1.8
1,2,3-Trimethylbenzene	ND	6.1	ug/kg	0.21
Ethyl-t-Butyl Ether (ETBE)	ND	6.1	ug/kg	0.27
Tert-amyl methyl ether (TAME)	ND	6.1	ug/kg	0.45
Dichlorodifluoromethane	ND	6.1	ug/kg	0.61
cis-1,2-Dichloroethylene	**9.7**	**6.1**	**ug/kg**	**0.44**
trans-1,2-Dichloroethylene	ND	6.1	ug/kg	0.50
Trichlorofluoromethane	ND	6.1	ug/kg	0.41
o-Xylene	ND	6.1	ug/kg	0.42
m-Xylene & p-Xylene	ND	12	ug/kg	1.5
Bromobenzene	ND	6.1	ug/kg	0.86
Bromochloromethane	ND	6.1	ug/kg	0.86
n-Butylbenzene	ND	6.1	ug/kg	0.28
sec-Butylbenzene	ND	6.1	ug/kg	0.22
tert-Butylbenzene	ND	6.1	ug/kg	0.35
1,2-Dibromo-3-chloro-propane	ND	12	ug/kg	1.6
2-Chloroethyl vinyl ether	ND	12	ug/kg	1.7
2-Chlorotoluene	ND	6.1	ug/kg	0.48
4-Chlorotoluene	ND	6.1	ug/kg	0.50
1,2-Dibromoethane	ND	6.1	ug/kg	0.61
Dibromomethane	ND	6.1	ug/kg	0.76
1,2-Dichlorobenzene	ND	6.1	ug/kg	0.44
1,3-Dichlorobenzene	ND	6.1	ug/kg	0.42
1,4-Dichlorobenzene	ND	6.1	ug/kg	0.80
1,3-Dichloropropane	ND	6.1	ug/kg	0.41
2,2-Dichloropropane	ND	6.1	ug/kg	1.1
1,1-Dichloropropene	ND	6.1	ug/kg	0.36
Hexachlorobutadiene	ND	6.1	ug/kg	1.5
Isopropylbenzene	ND	6.1	ug/kg	0.19
p-Isopropyltoluene	ND	6.1	ug/kg	0.25
tert-Butyl alcohol	ND	120	ug/kg	9.2
Naphthalene	ND	6.1	ug/kg	0.23
n-Propylbenzene	ND	6.1	ug/kg	0.48
1,1,1,2-Tetrachloroethane	ND	6.1	ug/kg	0.75
1,2,3-Trichlorobenzene	ND	6.1	ug/kg	0.46
1,2,4-Trichloro-benzene	ND	6.1	ug/kg	0.33

(Continued on next page)

Tetra Tech NUS, Inc

Client Sample ID: SB-515-0406

GC/MS Volatiles

Lot-Sample #...: A7L010179-021 **Work Order #...:** KC9Q21AG **Matrix.....:** SO

PARAMETER	RESULT	REPORTING LIMIT	UNITS	MDL
1,2,3-Trichloropropane	ND	6.1	ug/kg	1.1
1,1,2-Trichloro-1,2,2-trifluoroethane	ND	6.1	ug/kg	1.6
1,2,4-Trimethylbenzene	ND	6.1	ug/kg	0.79
Vinyl acetate	ND	12	ug/kg	0.30
Methyl tert-butyl ether	ND	12	ug/kg	0.52
Chloromethane	ND	6.1	ug/kg	0.50
Bromomethane	ND	6.1	ug/kg	0.65
Vinyl chloride	**3.5 J**	**6.1**	**ug/kg**	**0.47**
Chloroethane	ND	6.1	ug/kg	1.0
Methylene chloride	**5.5 J,B**	**6.1**	**ug/kg**	**0.81**
Acetone	**16**	**12**	**ug/kg**	**7.6**
Carbon disulfide	ND	6.1	ug/kg	0.53
1,1-Dichloroethene	ND	6.1	ug/kg	0.63
1,1-Dichloroethane	**0.69 J**	**6.1**	**ug/kg**	**0.44**
Chloroform	ND	6.1	ug/kg	0.35
1,2-Dichloroethane	ND	6.1	ug/kg	0.41
2-Butanone	ND	12	ug/kg	1.7
1,1,1-Trichloroethane	ND	6.1	ug/kg	0.68
Carbon tetrachloride	ND	6.1	ug/kg	0.45
Bromodichloromethane	ND	6.1	ug/kg	0.34
1,2-Dichloropropane	ND	6.1	ug/kg	0.84
cis-1,3-Dichloropropene	ND	6.1	ug/kg	0.41
Trichloroethene	ND	6.1	ug/kg	0.51
Dibromochloromethane	ND	6.1	ug/kg	0.67
Benzene	ND	6.1	ug/kg	0.28
trans-1,3-Dichloropropene	ND	6.1	ug/kg	0.65
Bromoform	ND	6.1	ug/kg	0.40
4-Methyl-2-pentanone	ND	12	ug/kg	0.65
2-Hexanone	ND	12	ug/kg	0.76
Tetrachloroethene	ND	6.1	ug/kg	0.63
1,1,2,2-Tetrachloroethane	ND	6.1	ug/kg	0.41
Toluene	ND	6.1	ug/kg	0.33
Chlorobenzene	ND	6.1	ug/kg	0.40
Ethylbenzene	ND	6.1	ug/kg	0.31
Styrene	ND	6.1	ug/kg	0.18
Xylenes (total)	ND	12	ug/kg	0.81

SURROGATE	PERCENT RECOVERY	RECOVERY LIMITS
Dibromofluoromethane	81	(59 - 138)
1,2-Dichloroethane-d4	88	(61 - 130)
Toluene-d8	84	(60 - 143)
4-Bromofluorobenzene	84	(47 - 158)

(Continued on next page)

Tetra Tech NUS, Inc

Client Sample ID: SB-515-0406

GC/MS Volatiles

Lot-Sample #...: A7L010179-021 Work Order #...: KC9Q21AG Matrix.....: SO

NOTE(S):

Results and reporting limits have been adjusted for dry weight.

J Estimated result. Result is less than RL.

B Method blank contamination. The associated method blank contains the target analyte at a reportable level.

Tetra Tech NUS, Inc

SB-515-0406

GC/MS Volatiles

Lot-Sample #: A7L010179-021 **Work Order #:** KC9Q21AG **Matrix:** SO

MASS SPECTROMETER/DATA SYSTEM (MSDS) TENTATIVELY IDENTIFIED COMPOUNDS

PARAMETER	CAS #	ESTIMATED RESULT	RETENTION TIME	UNITS
None				ug/kg

Tetra Tech NUS, Inc

Client Sample ID: SB-515-0810

GC/MS Volatiles

Lot-Sample #...: A7L010179-022 **Work Order #...:** KC9Q31AG **Matrix.....:** SO
Date Sampled...: 11/29/07 13:40 **Date Received..:** 12/01/07
Prep Date.....: 12/12/07 **Analysis Date..:** 12/12/07
Prep Batch #...: 7346351
Dilution Factor: 1 **Initial Wgt/Vol:** 5 g **Final Wgt/Vol..:** 5 mL
% Moisture.....: 19 **Method.....:** SW846 8260B

PARAMETER	RESULT	REPORTING LIMIT	UNITS	MDL
Diisopropyl Ether (DIPE)	ND	12	ug/kg	1.9
1,2,3-Trimethylbenzene	ND	6.2	ug/kg	0.21
Ethyl-t-Butyl Ether (ETBE)	ND	6.2	ug/kg	0.27
Tert-amyl methyl ether (TAME)	ND	6.2	ug/kg	0.46
Dichlorodifluoromethane	ND	6.2	ug/kg	0.62
cis-1,2-Dichloroethylene	**6.0 J**	**6.2**	**ug/kg**	**0.45**
trans-1,2-Dichloroethylene	ND	6.2	ug/kg	0.51
Trichlorofluoromethane	ND	6.2	ug/kg	0.42
o-Xylene	ND	6.2	ug/kg	0.43
m-Xylene & p-Xylene	ND	12	ug/kg	1.5
Bromobenzene	ND	6.2	ug/kg	0.88
Bromochloromethane	ND	6.2	ug/kg	0.88
n-Butylbenzene	ND	6.2	ug/kg	0.28
sec-Butylbenzene	ND	6.2	ug/kg	0.22
tert-Butylbenzene	ND	6.2	ug/kg	0.36
1,2-Dibromo-3-chloro-propane	ND	12	ug/kg	1.6
2-Chloroethyl vinyl ether	ND	12	ug/kg	1.7
2-Chlorotoluene	ND	6.2	ug/kg	0.49
4-Chlorotoluene	ND	6.2	ug/kg	0.51
1,2-Dibromoethane	ND	6.2	ug/kg	0.62
Dibromomethane	ND	6.2	ug/kg	0.78
1,2-Dichlorobenzene	ND	6.2	ug/kg	0.45
1,3-Dichlorobenzene	ND	6.2	ug/kg	0.43
1,4-Dichlorobenzene	ND	6.2	ug/kg	0.82
1,3-Dichloropropane	ND	6.2	ug/kg	0.42
2,2-Dichloropropane	ND	6.2	ug/kg	1.2
1,1-Dichloropropene	ND	6.2	ug/kg	0.37
Hexachlorobutadiene	ND	6.2	ug/kg	1.5
Isopropylbenzene	ND	6.2	ug/kg	0.20
p-Isopropyltoluene	ND	6.2	ug/kg	0.26
tert-Butyl alcohol	ND	120	ug/kg	9.4
Naphthalene	ND	6.2	ug/kg	0.24
n-Propylbenzene	ND	6.2	ug/kg	0.49
1,1,1,2-Tetrachloroethane	ND	6.2	ug/kg	0.77
1,2,3-Trichlorobenzene	ND	6.2	ug/kg	0.47
1,2,4-Trichloro-benzene	ND	6.2	ug/kg	0.33

(Continued on next page)

Tetra Tech NUS, Inc

Client Sample ID: SB-515-0810

GC/MS Volatiles

Lot-Sample #...: A7L010179-022 **Work Order #...:** KC9Q31AG **Matrix.....:** SO

PARAMETER	RESULT	REPORTING LIMIT	UNITS	MDL
1,2,3-Trichloropropane	ND	6.2	ug/kg	1.1
1,1,2-Trichloro-1,2,2-trifluoroethane	ND	6.2	ug/kg	1.6
1,2,4-Trimethylbenzene	ND	6.2	ug/kg	0.80
Vinyl acetate	ND	12	ug/kg	0.31
Methyl tert-butyl ether	ND	12	ug/kg	0.53
Chloromethane	ND	6.2	ug/kg	0.51
Bromomethane	ND	6.2	ug/kg	0.67
Vinyl chloride	**0.48 J**	**6.2**	**ug/kg**	**0.48**
Chloroethane	ND	6.2	ug/kg	1.1
Methylene chloride	**4.9 J,B**	**6.2**	**ug/kg**	**0.83**
Acetone	ND	12	ug/kg	7.8
Carbon disulfide	ND	6.2	ug/kg	0.54
1,1-Dichloroethene	ND	6.2	ug/kg	0.64
1,1-Dichloroethane	**0.69 J**	**6.2**	**ug/kg**	**0.45**
Chloroform	ND	6.2	ug/kg	0.36
1,2-Dichloroethane	ND	6.2	ug/kg	0.42
2-Butanone	ND	12	ug/kg	1.7
1,1,1-Trichloroethane	ND	6.2	ug/kg	0.69
Carbon tetrachloride	ND	6.2	ug/kg	0.46
Bromodichloromethane	ND	6.2	ug/kg	0.35
1,2-Dichloropropane	ND	6.2	ug/kg	0.85
cis-1,3-Dichloropropene	ND	6.2	ug/kg	0.42
Trichloroethene	ND	6.2	ug/kg	0.52
Dibromochloromethane	ND	6.2	ug/kg	0.68
Benzene	ND	6.2	ug/kg	0.28
trans-1,3-Dichloropropene	ND	6.2	ug/kg	0.67
Bromoform	ND	6.2	ug/kg	0.41
4-Methyl-2-pentanone	ND	12	ug/kg	0.67
2-Hexanone	ND	12	ug/kg	0.78
Tetrachloroethene	ND	6.2	ug/kg	0.64
1,1,2,2-Tetrachloroethane	ND	6.2	ug/kg	0.42
Toluene	ND	6.2	ug/kg	0.33
Chlorobenzene	ND	6.2	ug/kg	0.41
Ethylbenzene	ND	6.2	ug/kg	0.32
Styrene	ND	6.2	ug/kg	0.19
Xylenes (total)	ND	12	ug/kg	0.83

SURROGATE	PERCENT RECOVERY	RECOVERY LIMITS
Dibromofluoromethane	84	(59 - 138)
1,2-Dichloroethane-d4	91	(61 - 130)
Toluene-d8	84	(60 - 143)
4-Bromofluorobenzene	86	(47 - 158)

(Continued on next page)

Tetra Tech NUS, Inc

Client Sample ID: SB-515-0810

GC/MS Volatiles

Lot-Sample #...: A7L010179-022 Work Order #...: KC9Q31AG Matrix.....: SO

NOTE(S):

Results and reporting limits have been adjusted for dry weight.

J Estimated result. Result is less than RL.

B Method blank contamination. The associated method blank contains the target analyte at a reportable level.

Tetra Tech NUS, Inc

SB-515-0810

GC/MS Volatiles

Lot-Sample #: A7L010179-022 **Work Order #:** KC9Q31AG **Matrix:** SO

MASS SPECTROMETER/DATA SYSTEM (MSDS) TENTATIVELY IDENTIFIED COMPOUNDS

PARAMETER	CAS #	ESTIMATED RESULT	RETENTION TIME	UNITS
None				ug/kg

Tetra Tech NUS, Inc

Client Sample ID: SB-517-0001

GC/MS Volatiles

Lot-Sample #...: A7L010179-025 **Work Order #...:** KC9Q81AG **Matrix.....:** SO
Date Sampled...: 11/30/07 08:20 **Date Received..:** 12/01/07
Prep Date.....: 12/13/07 **Analysis Date..:** 12/13/07
Prep Batch #...: 7348165
Dilution Factor: 1 **Initial Wgt/Vol:** 5 g **Final Wgt/Vol..:** 5 mL
% Moisture.....: 12 **Method.....:** SW846 8260B

PARAMETER	RESULT	REPORTING LIMIT	UNITS	MDL
Diisopropyl Ether (DIPE)	ND	11	ug/kg	1.7
1,2,3-Trimethylbenzene	ND	5.7	ug/kg	0.19
Ethyl-t-Butyl Ether (ETBE)	ND	5.7	ug/kg	0.25
Tert-amyl methyl ether (TAME)	ND	5.7	ug/kg	0.42
Dichlorodifluoromethane	ND	5.7	ug/kg	0.57
cis-1,2-Dichloroethylene	ND	5.7	ug/kg	0.41
trans-1,2-Dichloroethylene	ND	5.7	ug/kg	0.46
Trichlorofluoromethane	ND	5.7	ug/kg	0.38
o-Xylene	ND	5.7	ug/kg	0.40
m-Xylene & p-Xylene	ND	11	ug/kg	1.4
Bromobenzene	ND	5.7	ug/kg	0.80
Bromochloromethane	ND	5.7	ug/kg	0.80
n-Butylbenzene	ND	5.7	ug/kg	0.26
sec-Butylbenzene	ND	5.7	ug/kg	0.20
tert-Butylbenzene	ND	5.7	ug/kg	0.33
1,2-Dibromo-3-chloro-propane	ND	11	ug/kg	1.5
2-Chloroethyl vinyl ether	ND	11	ug/kg	1.6
2-Chlorotoluene	ND	5.7	ug/kg	0.45
4-Chlorotoluene	ND	5.7	ug/kg	0.46
1,2-Dibromoethane	ND	5.7	ug/kg	0.57
Dibromomethane	ND	5.7	ug/kg	0.71
1,2-Dichlorobenzene	ND	5.7	ug/kg	0.41
1,3-Dichlorobenzene	ND	5.7	ug/kg	0.40
1,4-Dichlorobenzene	ND	5.7	ug/kg	0.75
1,3-Dichloropropane	ND	5.7	ug/kg	0.38
2,2-Dichloropropane	ND	5.7	ug/kg	1.1
1,1-Dichloropropene	ND	5.7	ug/kg	0.34
Hexachlorobutadiene	ND	5.7	ug/kg	1.4
Isopropylbenzene	ND	5.7	ug/kg	0.18
p-Isopropyltoluene	ND	5.7	ug/kg	0.24
tert-Butyl alcohol	ND	110	ug/kg	8.6
Naphthalene	ND	5.7	ug/kg	0.21
n-Propylbenzene	ND	5.7	ug/kg	0.45
1,1,1,2-Tetrachloroethane	ND	5.7	ug/kg	0.70
1,2,3-Trichlorobenzene	ND	5.7	ug/kg	0.43
1,2,4-Trichloro-benzene	ND	5.7	ug/kg	0.31

(Continued on next page)

Tetra Tech NUS, Inc

Client Sample ID: SB-517-0001

GC/MS Volatiles

Lot-Sample #...: A7L010179-025 **Work Order #...:** KC9Q81AG **Matrix.....:** SO

PARAMETER	RESULT	REPORTING LIMIT	UNITS	MDL
1,2,3-Trichloropropane	ND	5.7	ug/kg	1.0
1,1,2-Trichloro-1,2,2-trifluoroethane	ND	5.7	ug/kg	1.5
1,2,4-Trimethylbenzene	ND	5.7	ug/kg	0.74
Vinyl acetate	ND	11	ug/kg	0.28
Methyl tert-butyl ether	ND	11	ug/kg	0.49
Chloromethane	ND	5.7	ug/kg	0.46
Bromomethane	ND	5.7	ug/kg	0.61
Vinyl chloride	ND	5.7	ug/kg	0.44
Chloroethane	ND	5.7	ug/kg	0.97
Methylene chloride	**3.1 J**	**5.7**	**ug/kg**	**0.76**
Acetone	ND	11	ug/kg	7.1
Carbon disulfide	ND	5.7	ug/kg	0.50
1,1-Dichloroethene	ND	5.7	ug/kg	0.59
1,1-Dichloroethane	ND	5.7	ug/kg	0.41
Chloroform	ND	5.7	ug/kg	0.33
1,2-Dichloroethane	ND	5.7	ug/kg	0.38
2-Butanone	ND	11	ug/kg	1.6
1,1,1-Trichloroethane	ND	5.7	ug/kg	0.63
Carbon tetrachloride	ND	5.7	ug/kg	0.42
Bromodichloromethane	ND	5.7	ug/kg	0.32
1,2-Dichloropropane	ND	5.7	ug/kg	0.78
cis-1,3-Dichloropropene	ND	5.7	ug/kg	0.38
Trichloroethene	ND	5.7	ug/kg	0.47
Dibromochloromethane	ND	5.7	ug/kg	0.62
Benzene	ND	5.7	ug/kg	0.26
trans-1,3-Dichloropropene	ND	5.7	ug/kg	0.61
Bromoform	ND	5.7	ug/kg	0.37
4-Methyl-2-pentanone	ND	11	ug/kg	0.61
2-Hexanone	ND	11	ug/kg	0.71
Tetrachloroethene	ND	5.7	ug/kg	0.59
1,1,2,2-Tetrachloroethane	ND	5.7	ug/kg	0.38
Toluene	ND	5.7	ug/kg	0.31
Chlorobenzene	ND	5.7	ug/kg	0.37
Ethylbenzene	ND	5.7	ug/kg	0.29
Styrene	ND	5.7	ug/kg	0.17
Xylenes (total)	ND	11	ug/kg	0.76

SURROGATE	PERCENT RECOVERY	RECOVERY LIMITS
Dibromofluoromethane	85	(59 - 138)
1,2-Dichloroethane-d4	96	(61 - 130)
Toluene-d8	86	(60 - 143)
4-Bromofluorobenzene	79	(47 - 158)

(Continued on next page)

Tetra Tech NUS, Inc

Client Sample ID: SB-517-0001

GC/MS Volatiles

Lot-Sample #...: A7L010179-025 Work Order #...: KC9Q81AG Matrix.....: SO

NOTE(S):

Results and reporting limits have been adjusted for dry weight.

J Estimated result. Result is less than RL.

Tetra Tech NUS, Inc

SB-517-0001

GC/MS Volatiles

Lot-Sample #: A7L010179-025 **Work Order #:** KC9Q81AG **Matrix:** SO

MASS SPECTROMETER/DATA SYSTEM (MSDS) TENTATIVELY IDENTIFIED COMPOUNDS

PARAMETER	CAS #	ESTIMATED RESULT	RETENTION TIME	UNITS
None				ug/kg

Tetra Tech NUS, Inc

Client Sample ID: SB-517-0406

GC/MS Volatiles

Lot-Sample #...: A7L010179-026 **Work Order #...:** KC9RA1AG **Matrix.....:** SO
Date Sampled...: 11/30/07 08:30 **Date Received..:** 12/01/07
Prep Date.....: 12/13/07 **Analysis Date..:** 12/13/07
Prep Batch #...: 7348165
Dilution Factor: 1 **Initial Wgt/Vol:** 5 g **Final Wgt/Vol..:** 5 mL
% Moisture.....: 18 **Method.....:** SW846 8260B

PARAMETER	RESULT	REPORTING LIMIT	UNITS	MDL
Diisopropyl Ether (DIPE)	ND	12	ug/kg	1.8
1,2,3-Trimethylbenzene	ND	6.1	ug/kg	0.21
Ethyl-t-Butyl Ether (ETBE)	ND	6.1	ug/kg	0.27
Tert-amyl methyl ether (TAME)	ND	6.1	ug/kg	0.45
Dichlorodifluoromethane	ND	6.1	ug/kg	0.61
cis-1,2-Dichloroethylene	ND	6.1	ug/kg	0.44
trans-1,2-Dichloroethylene	ND	6.1	ug/kg	0.50
Trichlorofluoromethane	ND	6.1	ug/kg	0.41
o-Xylene	ND	6.1	ug/kg	0.42
m-Xylene & p-Xylene	ND	12	ug/kg	1.5
Bromobenzene	ND	6.1	ug/kg	0.86
Bromochloromethane	ND	6.1	ug/kg	0.86
n-Butylbenzene	ND	6.1	ug/kg	0.28
sec-Butylbenzene	ND	6.1	ug/kg	0.22
tert-Butylbenzene	ND	6.1	ug/kg	0.35
1,2-Dibromo-3-chloro-propane	ND	12	ug/kg	1.6
2-Chloroethyl vinyl ether	ND	12	ug/kg	1.7
2-Chlorotoluene	ND	6.1	ug/kg	0.48
4-Chlorotoluene	ND	6.1	ug/kg	0.50
1,2-Dibromoethane	ND	6.1	ug/kg	0.61
Dibromomethane	ND	6.1	ug/kg	0.76
1,2-Dichlorobenzene	ND	6.1	ug/kg	0.44
1,3-Dichlorobenzene	ND	6.1	ug/kg	0.42
1,4-Dichlorobenzene	ND	6.1	ug/kg	0.80
1,3-Dichloropropane	ND	6.1	ug/kg	0.41
2,2-Dichloropropane	ND	6.1	ug/kg	1.1
1,1-Dichloropropene	ND	6.1	ug/kg	0.36
Hexachlorobutadiene	ND	6.1	ug/kg	1.5
Isopropylbenzene	ND	6.1	ug/kg	0.19
p-Isopropyltoluene	ND	6.1	ug/kg	0.25
tert-Butyl alcohol	ND	120	ug/kg	9.2
Naphthalene	ND	6.1	ug/kg	0.23
n-Propylbenzene	ND	6.1	ug/kg	0.48
1,1,1,2-Tetrachloroethane	ND	6.1	ug/kg	0.75
1,2,3-Trichlorobenzene	ND	6.1	ug/kg	0.46
1,2,4-Trichloro-benzene	ND	6.1	ug/kg	0.33

(Continued on next page)

Tetra Tech NUS, Inc

Client Sample ID: SB-517-0406

GC/MS Volatiles

Lot-Sample #...: A7L010179-026 **Work Order #...:** KC9RA1AG **Matrix.....:** SO

PARAMETER	RESULT	REPORTING LIMIT	UNITS	MDL
1,2,3-Trichloropropane	ND	6.1	ug/kg	1.1
1,1,2-Trichloro-1,2,2-trifluoroethane	ND	6.1	ug/kg	1.6
1,2,4-Trimethylbenzene	ND	6.1	ug/kg	0.79
Vinyl acetate	ND	12	ug/kg	0.30
Methyl tert-butyl ether	ND	12	ug/kg	0.52
Chloromethane	ND	6.1	ug/kg	0.50
Bromomethane	ND	6.1	ug/kg	0.65
Vinyl chloride	ND	6.1	ug/kg	0.47
Chloroethane	ND	6.1	ug/kg	1.0
Methylene chloride	**4.4 J**	**6.1**	**ug/kg**	**0.81**
Acetone	ND	12	ug/kg	7.6
Carbon disulfide	ND	6.1	ug/kg	0.53
1,1-Dichloroethene	ND	6.1	ug/kg	0.63
1,1-Dichloroethane	ND	6.1	ug/kg	0.44
Chloroform	ND	6.1	ug/kg	0.35
1,2-Dichloroethane	ND	6.1	ug/kg	0.41
2-Butanone	ND	12	ug/kg	1.7
1,1,1-Trichloroethane	ND	6.1	ug/kg	0.68
Carbon tetrachloride	ND	6.1	ug/kg	0.45
Bromodichloromethane	ND	6.1	ug/kg	0.34
1,2-Dichloropropane	ND	6.1	ug/kg	0.84
cis-1,3-Dichloropropene	ND	6.1	ug/kg	0.41
Trichloroethene	ND	6.1	ug/kg	0.51
Dibromochloromethane	ND	6.1	ug/kg	0.67
Benzene	ND	6.1	ug/kg	0.28
trans-1,3-Dichloropropene	ND	6.1	ug/kg	0.65
Bromoform	ND	6.1	ug/kg	0.40
4-Methyl-2-pentanone	ND	12	ug/kg	0.65
2-Hexanone	ND	12	ug/kg	0.76
Tetrachloroethene	ND	6.1	ug/kg	0.63
1,1,2,2-Tetrachloroethane	ND	6.1	ug/kg	0.41
Toluene	ND	6.1	ug/kg	0.33
Chlorobenzene	ND	6.1	ug/kg	0.40
Ethylbenzene	ND	6.1	ug/kg	0.32
Styrene	ND	6.1	ug/kg	0.18
Xylenes (total)	ND	12	ug/kg	0.81

SURROGATE	PERCENT RECOVERY	RECOVERY LIMITS
Dibromofluoromethane	83	(59 - 138)
1,2-Dichloroethane-d4	94	(61 - 130)
Toluene-d8	85	(60 - 143)
4-Bromofluorobenzene	77	(47 - 158)

(Continued on next page)

Tetra Tech NUS, Inc

Client Sample ID: SB-517-0406

GC/MS Volatiles

Lot-Sample #...: A7L010179-026 Work Order #...: KC9RA1AG Matrix.....: SO

NOTE(S):

Results and reporting limits have been adjusted for dry weight.

J Estimated result. Result is less than RL.

Tetra Tech NUS, Inc

SB-517-0406

GC/MS Volatiles

Lot-Sample #: A7L010179-026 **Work Order #:** KC9RA1AG **Matrix:** SO

MASS SPECTROMETER/DATA SYSTEM (MSDS) TENTATIVELY IDENTIFIED COMPOUNDS

PARAMETER	CAS #	ESTIMATED RESULT		RETENTION TIME	UNITS
None					ug/kg
Unknown		--	M		ug/kg

NOTE(S):

M: Result was measured against nearest internal standard assuming a response factor of 1.

Tetra Tech NUS, Inc

Client Sample ID: SB-517-0810

GC/MS Volatiles

Lot-Sample #...: A7L010179-027 **Work Order #...:** KC9RC1AG **Matrix.....:** SO
Date Sampled...: 11/30/07 08:35 **Date Received..:** 12/01/07
Prep Date.....: 12/13/07 **Analysis Date..:** 12/13/07
Prep Batch #...: 7348165
Dilution Factor: 1 **Initial Wgt/Vol:** 5 g **Final Wgt/Vol..:** 5 mL
% Moisture.....: 17 **Method.....:** SW846 8260B

PARAMETER	RESULT	REPORTING LIMIT	UNITS	MDL
Diisopropyl Ether (DIPE)	ND	12	ug/kg	1.8
1,2,3-Trimethylbenzene	ND	6.1	ug/kg	0.21
Ethyl-t-Butyl Ether (ETBE)	ND	6.1	ug/kg	0.27
Tert-amyl methyl ether (TAME)	ND	6.1	ug/kg	0.45
Dichlorodifluoromethane	ND	6.1	ug/kg	0.61
cis-1,2-Dichloroethylene	ND	6.1	ug/kg	0.44
trans-1,2-Dichloroethylene	ND	6.1	ug/kg	0.50
Trichlorofluoromethane	ND	6.1	ug/kg	0.41
o-Xylene	ND	6.1	ug/kg	0.42
m-Xylene & p-Xylene	ND	12	ug/kg	1.5
Bromobenzene	ND	6.1	ug/kg	0.86
Bromochloromethane	ND	6.1	ug/kg	0.86
n-Butylbenzene	ND	6.1	ug/kg	0.28
sec-Butylbenzene	ND	6.1	ug/kg	0.22
tert-Butylbenzene	ND	6.1	ug/kg	0.35
1,2-Dibromo-3-chloro-propane	ND	12	ug/kg	1.6
2-Chloroethyl vinyl ether	ND	12	ug/kg	1.7
2-Chlorotoluene	ND	6.1	ug/kg	0.48
4-Chlorotoluene	ND	6.1	ug/kg	0.50
1,2-Dibromoethane	ND	6.1	ug/kg	0.61
Dibromomethane	ND	6.1	ug/kg	0.76
1,2-Dichlorobenzene	ND	6.1	ug/kg	0.44
1,3-Dichlorobenzene	ND	6.1	ug/kg	0.42
1,4-Dichlorobenzene	ND	6.1	ug/kg	0.80
1,3-Dichloropropane	ND	6.1	ug/kg	0.41
2,2-Dichloropropane	ND	6.1	ug/kg	1.1
1,1-Dichloropropene	ND	6.1	ug/kg	0.36
Hexachlorobutadiene	ND	6.1	ug/kg	1.5
Isopropylbenzene	ND	6.1	ug/kg	0.19
p-Isopropyltoluene	ND	6.1	ug/kg	0.25
tert-Butyl alcohol	ND	120	ug/kg	9.2
Naphthalene	ND	6.1	ug/kg	0.23
n-Propylbenzene	ND	6.1	ug/kg	0.48
1,1,1,2-Tetrachloroethane	ND	6.1	ug/kg	0.75
1,2,3-Trichlorobenzene	ND	6.1	ug/kg	0.46
1,2,4-Trichloro-benzene	ND	6.1	ug/kg	0.33

(Continued on next page)

Tetra Tech NUS, Inc

Client Sample ID: SB-517-0810

GC/MS Volatiles

Lot-Sample #...: A7L010179-027 **Work Order #...:** KC9RC1AG **Matrix.....:** SO

PARAMETER	RESULT	REPORTING LIMIT	UNITS	MDL
1,2,3-Trichloropropane	ND	6.1	ug/kg	1.1
1,1,2-Trichloro-1,2,2-trifluoroethane	ND	6.1	ug/kg	1.6
1,2,4-Trimethylbenzene	ND	6.1	ug/kg	0.79
Vinyl acetate	ND	12	ug/kg	0.30
Methyl tert-butyl ether	ND	12	ug/kg	0.52
Chloromethane	ND	6.1	ug/kg	0.50
Bromomethane	ND	6.1	ug/kg	0.65
Vinyl chloride	ND	6.1	ug/kg	0.47
Chloroethane	ND	6.1	ug/kg	1.0
Methylene chloride	**3.7 J**	**6.1**	**ug/kg**	**0.81**
Acetone	**8.4 J**	**12**	**ug/kg**	**7.6**
Carbon disulfide	ND	6.1	ug/kg	0.53
1,1-Dichloroethene	ND	6.1	ug/kg	0.63
1,1-Dichloroethane	ND	6.1	ug/kg	0.44
Chloroform	ND	6.1	ug/kg	0.35
1,2-Dichloroethane	ND	6.1	ug/kg	0.41
2-Butanone	ND	12	ug/kg	1.7
1,1,1-Trichloroethane	ND	6.1	ug/kg	0.68
Carbon tetrachloride	ND	6.1	ug/kg	0.45
Bromodichloromethane	ND	6.1	ug/kg	0.34
1,2-Dichloropropane	ND	6.1	ug/kg	0.84
cis-1,3-Dichloropropene	ND	6.1	ug/kg	0.41
Trichloroethene	ND	6.1	ug/kg	0.51
Dibromochloromethane	ND	6.1	ug/kg	0.67
Benzene	ND	6.1	ug/kg	0.28
trans-1,3-Dichloropropene	ND	6.1	ug/kg	0.65
Bromoform	ND	6.1	ug/kg	0.40
4-Methyl-2-pentanone	ND	12	ug/kg	0.65
2-Hexanone	ND	12	ug/kg	0.76
Tetrachloroethene	ND	6.1	ug/kg	0.63
1,1,2,2-Tetrachloroethane	ND	6.1	ug/kg	0.41
Toluene	ND	6.1	ug/kg	0.33
Chlorobenzene	ND	6.1	ug/kg	0.40
Ethylbenzene	ND	6.1	ug/kg	0.31
Styrene	ND	6.1	ug/kg	0.18
Xylenes (total)	ND	12	ug/kg	0.81

SURROGATE	PERCENT RECOVERY	RECOVERY LIMITS
Dibromofluoromethane	83	(59 - 138)
1,2-Dichloroethane-d4	92	(61 - 130)
Toluene-d8	86	(60 - 143)
4-Bromofluorobenzene	78	(47 - 158)

(Continued on next page)

Tetra Tech NUS, Inc

Client Sample ID: SB-517-0810

GC/MS Volatiles

Lot-Sample #...: A7L010179-027 Work Order #...: KC9RC1AG Matrix.....: SO

NOTE(S):

Results and reporting limits have been adjusted for dry weight.

J Estimated result. Result is less than RL.

Tetra Tech NUS, Inc

SB-517-0810

GC/MS Volatiles

Lot-Sample #: A7L010179-027 **Work Order #:** KC9RC1AG **Matrix:** SO

MASS SPECTROMETER/DATA SYSTEM (MSDS) TENTATIVELY IDENTIFIED COMPOUNDS

PARAMETER	CAS #	ESTIMATED RESULT	RETENTION TIME	UNITS
None				ug/kg

Tetra Tech NUS, Inc

Client Sample ID: SB-518-0001

GC/MS Volatiles

Lot-Sample #...: A7L010179-028 **Work Order #...:** KC9RG1AG **Matrix.....:** SO
Date Sampled...: 11/30/07 09:25 **Date Received..:** 12/01/07
Prep Date.....: 12/13/07 **Analysis Date..:** 12/13/07
Prep Batch #...: 7348165
Dilution Factor: 1 **Initial Wgt/Vol:** 5 g **Final Wgt/Vol..:** 5 mL
% Moisture.....: 17 **Method.....:** SW846 8260B

PARAMETER	RESULT	REPORTING LIMIT	UNITS	MDL
Diisopropyl Ether (DIPE)	ND	12	ug/kg	1.8
1,2,3-Trimethylbenzene	ND	6.0	ug/kg	0.21
Ethyl-t-Butyl Ether (ETBE)	ND	6.0	ug/kg	0.27
Tert-amyl methyl ether (TAME)	ND	6.0	ug/kg	0.45
Dichlorodifluoromethane	ND	6.0	ug/kg	0.60
cis-1,2-Dichloroethylene	ND	6.0	ug/kg	0.43
trans-1,2-Dichloroethylene	ND	6.0	ug/kg	0.49
Trichlorofluoromethane	ND	6.0	ug/kg	0.41
o-Xylene	ND	6.0	ug/kg	0.42
m-Xylene & p-Xylene	ND	12	ug/kg	1.4
Bromobenzene	ND	6.0	ug/kg	0.86
Bromochloromethane	ND	6.0	ug/kg	0.86
n-Butylbenzene	ND	6.0	ug/kg	0.28
sec-Butylbenzene	ND	6.0	ug/kg	0.22
tert-Butylbenzene	ND	6.0	ug/kg	0.35
1,2-Dibromo-3-chloro-propane	ND	12	ug/kg	1.6
2-Chloroethyl vinyl ether	ND	12	ug/kg	1.7
2-Chlorotoluene	ND	6.0	ug/kg	0.48
4-Chlorotoluene	ND	6.0	ug/kg	0.49
1,2-Dibromoethane	ND	6.0	ug/kg	0.60
Dibromomethane	ND	6.0	ug/kg	0.76
1,2-Dichlorobenzene	ND	6.0	ug/kg	0.43
1,3-Dichlorobenzene	ND	6.0	ug/kg	0.42
1,4-Dichlorobenzene	ND	6.0	ug/kg	0.80
1,3-Dichloropropane	ND	6.0	ug/kg	0.41
2,2-Dichloropropane	ND	6.0	ug/kg	1.1
1,1-Dichloropropene	ND	6.0	ug/kg	0.36
Hexachlorobutadiene	ND	6.0	ug/kg	1.4
Isopropylbenzene	ND	6.0	ug/kg	0.19
p-Isopropyltoluene	ND	6.0	ug/kg	0.25
tert-Butyl alcohol	ND	120	ug/kg	9.2
Naphthalene	ND	6.0	ug/kg	0.23
n-Propylbenzene	ND	6.0	ug/kg	0.48
1,1,1,2-Tetrachloroethane	ND	6.0	ug/kg	0.75
1,2,3-Trichlorobenzene	ND	6.0	ug/kg	0.46
1,2,4-Trichloro-benzene	ND	6.0	ug/kg	0.33

(Continued on next page)

Tetra Tech NUS, Inc

Client Sample ID: SB-518-0001

GC/MS Volatiles

Lot-Sample #...: A7L010179-028 **Work Order #...:** KC9RG1AG **Matrix.....:** SO

PARAMETER	RESULT	REPORTING LIMIT	UNITS	MDL
1,2,3-Trichloropropane	ND	6.0	ug/kg	1.1
1,1,2-Trichloro-1,2,2-trifluoroethane	ND	6.0	ug/kg	1.6
1,2,4-Trimethylbenzene	ND	6.0	ug/kg	0.78
Vinyl acetate	ND	12	ug/kg	0.30
Methyl tert-butyl ether	ND	12	ug/kg	0.52
Chloromethane	ND	6.0	ug/kg	0.49
Bromomethane	ND	6.0	ug/kg	0.65
Vinyl chloride	ND	6.0	ug/kg	0.47
Chloroethane	ND	6.0	ug/kg	1.0
Methylene chloride	**4.8 J**	**6.0**	**ug/kg**	**0.81**
Acetone	**74**	**12**	**ug/kg**	**7.6**
Carbon disulfide	ND	6.0	ug/kg	0.53
1,1-Dichloroethene	ND	6.0	ug/kg	0.63
1,1-Dichloroethane	ND	6.0	ug/kg	0.43
Chloroform	ND	6.0	ug/kg	0.35
1,2-Dichloroethane	ND	6.0	ug/kg	0.41
2-Butanone	**4.1 J**	**12**	**ug/kg**	**1.7**
1,1,1-Trichloroethane	ND	6.0	ug/kg	0.68
Carbon tetrachloride	ND	6.0	ug/kg	0.45
Bromodichloromethane	ND	6.0	ug/kg	0.34
1,2-Dichloropropane	ND	6.0	ug/kg	0.83
cis-1,3-Dichloropropene	ND	6.0	ug/kg	0.41
Trichloroethene	ND	6.0	ug/kg	0.51
Dibromochloromethane	ND	6.0	ug/kg	0.66
Benzene	ND	6.0	ug/kg	0.28
trans-1,3-Dichloropropene	ND	6.0	ug/kg	0.65
Bromoform	ND	6.0	ug/kg	0.40
4-Methyl-2-pentanone	ND	12	ug/kg	0.65
2-Hexanone	ND	12	ug/kg	0.76
Tetrachloroethene	ND	6.0	ug/kg	0.63
1,1,2,2-Tetrachloroethane	ND	6.0	ug/kg	0.41
Toluene	ND	6.0	ug/kg	0.33
Chlorobenzene	ND	6.0	ug/kg	0.40
Ethylbenzene	ND	6.0	ug/kg	0.31
Styrene	ND	6.0	ug/kg	0.18
Xylenes (total)	ND	12	ug/kg	0.81

SURROGATE	PERCENT RECOVERY	RECOVERY LIMITS
Dibromofluoromethane	88	(59 - 138)
1,2-Dichloroethane-d4	98	(61 - 130)
Toluene-d8	86	(60 - 143)
4-Bromofluorobenzene	77	(47 - 158)

(Continued on next page)

Tetra Tech NUS, Inc

Client Sample ID: SB-518-0001

GC/MS Volatiles

Lot-Sample #...: A7L010179-028 Work Order #...: KC9RG1AG Matrix.....: SO

NOTE(S):

Results and reporting limits have been adjusted for dry weight.

J Estimated result. Result is less than RL.

Tetra Tech NUS, Inc

SB-518-0001

GC/MS Volatiles

Lot-Sample #: A7L010179-028 **Work Order #:** KC9RG1AG **Matrix:** SO

MASS SPECTROMETER/DATA SYSTEM (MSDS) TENTATIVELY IDENTIFIED COMPOUNDS

PARAMETER	CAS #	ESTIMATED RESULT	RETENTION TIME	UNITS
None				ug/kg

Tetra Tech NUS, Inc

Client Sample ID: SB-518-0406

GC/MS Volatiles

Lot-Sample #...: A7L010179-029	**Work Order #...:** KC9RJ1AG	**Matrix.....:** SO	
Date Sampled...: 11/30/07 09:35	**Date Received..:** 12/01/07		
Prep Date.....: 12/13/07	**Analysis Date..:** 12/13/07		
Prep Batch #...: 7348165			
Dilution Factor: 1	**Initial Wgt/Vol:** 5 g	**Final Wgt/Vol..:** 5 mL	
% Moisture.....: 17	**Method.....:** SW846 8260B		

PARAMETER	RESULT	REPORTING LIMIT	UNITS	MDL
Diisopropyl Ether (DIPE)	ND	12	ug/kg	1.8
1,2,3-Trimethylbenzene	ND	6.0	ug/kg	0.20
Ethyl-t-Butyl Ether (ETBE)	ND	6.0	ug/kg	0.26
Tert-amyl methyl ether (TAME)	ND	6.0	ug/kg	0.45
Dichlorodifluoromethane	ND	6.0	ug/kg	0.60
cis-1,2-Dichloroethylene	ND	6.0	ug/kg	0.43
trans-1,2-Dichloroethylene	ND	6.0	ug/kg	0.49
Trichlorofluoromethane	ND	6.0	ug/kg	0.41
o-Xylene	ND	6.0	ug/kg	0.42
m-Xylene & p-Xylene	ND	12	ug/kg	1.4
Bromobenzene	ND	6.0	ug/kg	0.85
Bromochloromethane	ND	6.0	ug/kg	0.85
n-Butylbenzene	ND	6.0	ug/kg	0.28
sec-Butylbenzene	ND	6.0	ug/kg	0.22
tert-Butylbenzene	ND	6.0	ug/kg	0.35
1,2-Dibromo-3-chloro-propane	ND	12	ug/kg	1.6
2-Chloroethyl vinyl ether	ND	12	ug/kg	1.7
2-Chlorotoluene	ND	6.0	ug/kg	0.48
4-Chlorotoluene	ND	6.0	ug/kg	0.49
1,2-Dibromoethane	ND	6.0	ug/kg	0.60
Dibromomethane	ND	6.0	ug/kg	0.76
1,2-Dichlorobenzene	ND	6.0	ug/kg	0.43
1,3-Dichlorobenzene	ND	6.0	ug/kg	0.42
1,4-Dichlorobenzene	ND	6.0	ug/kg	0.79
1,3-Dichloropropane	ND	6.0	ug/kg	0.41
2,2-Dichloropropane	ND	6.0	ug/kg	1.1
1,1-Dichloropropene	ND	6.0	ug/kg	0.36
Hexachlorobutadiene	ND	6.0	ug/kg	1.4
Isopropylbenzene	ND	6.0	ug/kg	0.19
p-Isopropyltoluene	ND	6.0	ug/kg	0.25
tert-Butyl alcohol	ND	120	ug/kg	9.1
Naphthalene	ND	6.0	ug/kg	0.23
n-Propylbenzene	ND	6.0	ug/kg	0.48
1,1,1,2-Tetrachloroethane	ND	6.0	ug/kg	0.75
1,2,3-Trichlorobenzene	ND	6.0	ug/kg	0.46
1,2,4-Trichloro-benzene	ND	6.0	ug/kg	0.32

(Continued on next page)

Tetra Tech NUS, Inc

Client Sample ID: SB-518-0406

GC/MS Volatiles

Lot-Sample #...: A7L010179-029 Work Order #...: KC9RJ1AG Matrix.....: SO

PARAMETER	RESULT	REPORTING LIMIT	UNITS	MDL
1,2,3-Trichloropropane	ND	6.0	ug/kg	1.1
1,1,2-Trichloro-1,2,2-trifluoroethane	ND	6.0	ug/kg	1.6
1,2,4-Trimethylbenzene	**1.1 J**	**6.0**	**ug/kg**	**0.78**
Vinyl acetate	ND	12	ug/kg	0.30
Methyl tert-butyl ether	ND	12	ug/kg	0.52
Chloromethane	ND	6.0	ug/kg	0.49
Bromomethane	ND	6.0	ug/kg	0.65
Vinyl chloride	ND	6.0	ug/kg	0.47
Chloroethane	ND	6.0	ug/kg	1.0
Methylene chloride	**4.2 J**	**6.0**	**ug/kg**	**0.81**
Acetone	**24**	**12**	**ug/kg**	**7.6**
Carbon disulfide	ND	6.0	ug/kg	0.53
1,1-Dichloroethene	ND	6.0	ug/kg	0.63
1,1-Dichloroethane	ND	6.0	ug/kg	0.43
Chloroform	ND	6.0	ug/kg	0.35
1,2-Dichloroethane	ND	6.0	ug/kg	0.41
2-Butanone	ND	12	ug/kg	1.7
1,1,1-Trichloroethane	ND	6.0	ug/kg	0.67
Carbon tetrachloride	ND	6.0	ug/kg	0.45
Bromodichloromethane	ND	6.0	ug/kg	0.34
1,2-Dichloropropane	ND	6.0	ug/kg	0.83
cis-1,3-Dichloropropene	ND	6.0	ug/kg	0.41
Trichloroethene	ND	6.0	ug/kg	0.51
Dibromochloromethane	ND	6.0	ug/kg	0.66
Benzene	ND	6.0	ug/kg	0.28
trans-1,3-Dichloropropene	ND	6.0	ug/kg	0.65
Bromoform	ND	6.0	ug/kg	0.40
4-Methyl-2-pentanone	ND	12	ug/kg	0.65
2-Hexanone	ND	12	ug/kg	0.76
Tetrachloroethene	ND	6.0	ug/kg	0.63
1,1,2,2-Tetrachloroethane	ND	6.0	ug/kg	0.41
Toluene	ND	6.0	ug/kg	0.32
Chlorobenzene	ND	6.0	ug/kg	0.40
Ethylbenzene	ND	6.0	ug/kg	0.31
Styrene	ND	6.0	ug/kg	0.18
Xylenes (total)	ND	12	ug/kg	0.81

SURROGATE	PERCENT RECOVERY	RECOVERY LIMITS
Dibromofluoromethane	85	(59 - 138)
1,2-Dichloroethane-d4	94	(61 - 130)
Toluene-d8	86	(60 - 143)
4-Bromofluorobenzene	79	(47 - 158)

(Continued on next page)

Tetra Tech NUS, Inc

Client Sample ID: SB-518-0406

GC/MS Volatiles

Lot-Sample #...: A7L010179-029 Work Order #...: KC9RJ1AG Matrix.....: SO

NOTE(S):

Results and reporting limits have been adjusted for dry weight.

J Estimated result. Result is less than RL.

Tetra Tech NUS, Inc

SB-518-0406

GC/MS Volatiles

Lot-Sample #: A7L010179-029 **Work Order #:** KC9RJ1AG **Matrix:** SO

MASS SPECTROMETER/DATA SYSTEM (MSDS) TENTATIVELY IDENTIFIED COMPOUNDS

PARAMETER	CAS #	ESTIMATED RESULT	RETENTION TIME	UNITS
None				ug/kg

Tetra Tech NUS, Inc

Client Sample ID: SB-518-0810

GC/MS Volatiles

Lot-Sample #...: A7L010179-030 **Work Order #...:** KC9RK1AG **Matrix.....:** SO
Date Sampled...: 11/30/07 09:45 **Date Received..:** 12/01/07
Prep Date.....: 12/13/07 **Analysis Date..:** 12/13/07
Prep Batch #...: 7348165
Dilution Factor: 1 **Initial Wgt/Vol:** 5 g **Final Wgt/Vol..:** 5 mL
% Moisture.....: 23 **Method.....:** SW846 8260B

PARAMETER	RESULT	REPORTING LIMIT	UNITS	MDL
Diisopropyl Ether (DIPE)	ND	13	ug/kg	1.9
1,2,3-Trimethylbenzene	ND	6.5	ug/kg	0.22
Ethyl-t-Butyl Ether (ETBE)	ND	6.5	ug/kg	0.29
Tert-amyl methyl ether (TAME)	ND	6.5	ug/kg	0.48
Dichlorodifluoromethane	ND	6.5	ug/kg	0.65
cis-1,2-Dichloroethylene	ND	6.5	ug/kg	0.47
trans-1,2-Dichloroethylene	ND	6.5	ug/kg	0.53
Trichlorofluoromethane	ND	6.5	ug/kg	0.44
o-Xylene	ND	6.5	ug/kg	0.45
m-Xylene & p-Xylene	ND	13	ug/kg	1.6
Bromobenzene	ND	6.5	ug/kg	0.92
Bromochloromethane	ND	6.5	ug/kg	0.92
n-Butylbenzene	ND	6.5	ug/kg	0.30
sec-Butylbenzene	ND	6.5	ug/kg	0.23
tert-Butylbenzene	ND	6.5	ug/kg	0.38
1,2-Dibromo-3-chloro-propane	ND	13	ug/kg	1.7
2-Chloroethyl vinyl ether	ND	13	ug/kg	1.8
2-Chlorotoluene	ND	6.5	ug/kg	0.52
4-Chlorotoluene	ND	6.5	ug/kg	0.53
1,2-Dibromoethane	ND	6.5	ug/kg	0.65
Dibromomethane	ND	6.5	ug/kg	0.82
1,2-Dichlorobenzene	ND	6.5	ug/kg	0.47
1,3-Dichlorobenzene	ND	6.5	ug/kg	0.45
1,4-Dichlorobenzene	ND	6.5	ug/kg	0.86
1,3-Dichloropropane	ND	6.5	ug/kg	0.44
2,2-Dichloropropane	ND	6.5	ug/kg	1.2
1,1-Dichloropropene	ND	6.5	ug/kg	0.39
Hexachlorobutadiene	ND	6.5	ug/kg	1.6
Isopropylbenzene	ND	6.5	ug/kg	0.21
p-Isopropyltoluene	ND	6.5	ug/kg	0.27
tert-Butyl alcohol	ND	130	ug/kg	9.9
Naphthalene	ND	6.5	ug/kg	0.25
n-Propylbenzene	ND	6.5	ug/kg	0.52
1,1,1,2-Tetrachloroethane	ND	6.5	ug/kg	0.81
1,2,3-Trichlorobenzene	ND	6.5	ug/kg	0.49
1,2,4-Trichloro-benzene	ND	6.5	ug/kg	0.35

(Continued on next page)

Tetra Tech NUS, Inc

Client Sample ID: SB-518-0810

GC/MS Volatiles

Lot-Sample #...: A7L010179-030 **Work Order #...:** KC9RK1AG **Matrix.....:** SO

PARAMETER	RESULT	REPORTING LIMIT	UNITS	MDL
1,2,3-Trichloropropane	ND	6.5	ug/kg	1.2
1,1,2-Trichloro-1,2,2-trifluoroethane	ND	6.5	ug/kg	1.7
1,2,4-Trimethylbenzene	ND	6.5	ug/kg	0.84
Vinyl acetate	ND	13	ug/kg	0.32
Methyl tert-butyl ether	ND	13	ug/kg	0.56
Chloromethane	ND	6.5	ug/kg	0.53
Bromomethane	ND	6.5	ug/kg	0.70
Vinyl chloride	ND	6.5	ug/kg	0.51
Chloroethane	ND	6.5	ug/kg	1.1
Methylene chloride	**5.7 J**	**6.5**	**ug/kg**	**0.87**
Acetone	**14**	**13**	**ug/kg**	**8.2**
Carbon disulfide	ND	6.5	ug/kg	0.57
1,1-Dichloroethene	ND	6.5	ug/kg	0.68
1,1-Dichloroethane	ND	6.5	ug/kg	0.47
Chloroform	ND	6.5	ug/kg	0.38
1,2-Dichloroethane	ND	6.5	ug/kg	0.44
2-Butanone	ND	13	ug/kg	1.8
1,1,1-Trichloroethane	ND	6.5	ug/kg	0.73
Carbon tetrachloride	ND	6.5	ug/kg	0.48
Bromodichloromethane	ND	6.5	ug/kg	0.36
1,2-Dichloropropane	ND	6.5	ug/kg	0.90
cis-1,3-Dichloropropene	ND	6.5	ug/kg	0.44
Trichloroethene	ND	6.5	ug/kg	0.55
Dibromochloromethane	ND	6.5	ug/kg	0.71
Benzene	ND	6.5	ug/kg	0.30
trans-1,3-Dichloropropene	ND	6.5	ug/kg	0.70
Bromoform	ND	6.5	ug/kg	0.43
4-Methyl-2-pentanone	ND	13	ug/kg	0.70
2-Hexanone	ND	13	ug/kg	0.82
Tetrachloroethene	ND	6.5	ug/kg	0.68
1,1,2,2-Tetrachloroethane	ND	6.5	ug/kg	0.44
Toluene	ND	6.5	ug/kg	0.35
Chlorobenzene	ND	6.5	ug/kg	0.43
Ethylbenzene	ND	6.5	ug/kg	0.34
Styrene	ND	6.5	ug/kg	0.19
Xylenes (total)	ND	13	ug/kg	0.87

SURROGATE	PERCENT RECOVERY	RECOVERY LIMITS
Dibromofluoromethane	85	(59 - 138)
1,2-Dichloroethane-d4	92	(61 - 130)
Toluene-d8	86	(60 - 143)
4-Bromofluorobenzene	79	(47 - 158)

(Continued on next page)

Tetra Tech NUS, Inc

Client Sample ID: SB-518-0810

GC/MS Volatiles

Lot-Sample #...: A7L010179-030 Work Order #...: KC9RK1AG Matrix.....: SO

NOTE(S):

Results and reporting limits have been adjusted for dry weight.

J Estimated result. Result is less than RL.

Tetra Tech NUS, Inc

SB-518-0810

GC/MS Volatiles

Lot-Sample #: A7L010179-030 **Work Order #:** KC9RK1AG **Matrix:** SO

MASS SPECTROMETER/DATA SYSTEM (MSDS) TENTATIVELY IDENTIFIED COMPOUNDS

PARAMETER	CAS #	ESTIMATED RESULT	RETENTION TIME	UNITS
None				ug/kg

Tetra Tech NUS, Inc

Client Sample ID: SB-519-0001

GC/MS Volatiles

Lot-Sample #...: A7L010179-031 **Work Order #...:** KC9RL1AG **Matrix.....:** SO
Date Sampled...: 11/30/07 10:20 **Date Received..:** 12/01/07
Prep Date.....: 12/13/07 **Analysis Date..:** 12/13/07
Prep Batch #...: 7348165
Dilution Factor: 1 **Initial Wgt/Vol:** 5 g **Final Wgt/Vol..:** 5 mL
% Moisture.....: 15 **Method.....:** SW846 8260B

PARAMETER	RESULT	REPORTING LIMIT	UNITS	MDL
Diisopropyl Ether (DIPE)	ND	12	ug/kg	1.8
1,2,3-Trimethylbenzene	ND	5.9	ug/kg	0.20
Ethyl-t-Butyl Ether (ETBE)	ND	5.9	ug/kg	0.26
Tert-amyl methyl ether (TAME)	ND	5.9	ug/kg	0.44
Dichlorodifluoromethane	ND	5.9	ug/kg	0.59
cis-1,2-Dichloroethylene	ND	5.9	ug/kg	0.42
trans-1,2-Dichloroethylene	ND	5.9	ug/kg	0.48
Trichlorofluoromethane	ND	5.9	ug/kg	0.40
o-Xylene	ND	5.9	ug/kg	0.41
m-Xylene & p-Xylene	ND	12	ug/kg	1.4
Bromobenzene	ND	5.9	ug/kg	0.84
Bromochloromethane	ND	5.9	ug/kg	0.84
n-Butylbenzene	ND	5.9	ug/kg	0.27
sec-Butylbenzene	ND	5.9	ug/kg	0.21
tert-Butylbenzene	ND	5.9	ug/kg	0.34
1,2-Dibromo-3-chloro-propane	ND	12	ug/kg	1.5
2-Chloroethyl vinyl ether	ND	12	ug/kg	1.6
2-Chlorotoluene	ND	5.9	ug/kg	0.47
4-Chlorotoluene	ND	5.9	ug/kg	0.48
1,2-Dibromoethane	ND	5.9	ug/kg	0.59
Dibromomethane	ND	5.9	ug/kg	0.74
1,2-Dichlorobenzene	ND	5.9	ug/kg	0.42
1,3-Dichlorobenzene	ND	5.9	ug/kg	0.41
1,4-Dichlorobenzene	ND	5.9	ug/kg	0.78
1,3-Dichloropropane	ND	5.9	ug/kg	0.40
2,2-Dichloropropane	ND	5.9	ug/kg	1.1
1,1-Dichloropropene	ND	5.9	ug/kg	0.35
Hexachlorobutadiene	ND	5.9	ug/kg	1.4
Isopropylbenzene	ND	5.9	ug/kg	0.19
p-Isopropyltoluene	ND	5.9	ug/kg	0.25
tert-Butyl alcohol	ND	120	ug/kg	8.9
Naphthalene	ND	5.9	ug/kg	0.22
n-Propylbenzene	ND	5.9	ug/kg	0.47
1,1,1,2-Tetrachloroethane	ND	5.9	ug/kg	0.73
1,2,3-Trichlorobenzene	ND	5.9	ug/kg	0.45
1,2,4-Trichloro-benzene	ND	5.9	ug/kg	0.32

(Continued on next page)

Tetra Tech NUS, Inc

Client Sample ID: SB-519-0001

GC/MS Volatiles

Lot-Sample #...: A7L010179-031 **Work Order #...:** KC9RL1AG **Matrix.....:** SO

PARAMETER	RESULT	REPORTING LIMIT	UNITS	MDL
1,2,3-Trichloropropane	ND	5.9	ug/kg	1.1
1,1,2-Trichloro-1,2,2-trifluoroethane	ND	5.9	ug/kg	1.5
1,2,4-Trimethylbenzene	ND	5.9	ug/kg	0.76
Vinyl acetate	ND	12	ug/kg	0.29
Methyl tert-butyl ether	ND	12	ug/kg	0.51
Chloromethane	ND	5.9	ug/kg	0.48
Bromomethane	ND	5.9	ug/kg	0.64
Vinyl chloride	ND	5.9	ug/kg	0.46
Chloroethane	ND	5.9	ug/kg	1.0
Methylene chloride	**3.6 J**	**5.9**	**ug/kg**	**0.79**
Acetone	**7.5 J**	**12**	**ug/kg**	**7.4**
Carbon disulfide	ND	5.9	ug/kg	0.52
1,1-Dichloroethene	ND	5.9	ug/kg	0.61
1,1-Dichloroethane	ND	5.9	ug/kg	0.42
Chloroform	ND	5.9	ug/kg	0.34
1,2-Dichloroethane	ND	5.9	ug/kg	0.40
2-Butanone	ND	12	ug/kg	1.6
1,1,1-Trichloroethane	ND	5.9	ug/kg	0.66
Carbon tetrachloride	ND	5.9	ug/kg	0.44
Bromodichloromethane	ND	5.9	ug/kg	0.33
1,2-Dichloropropane	ND	5.9	ug/kg	0.81
cis-1,3-Dichloropropene	ND	5.9	ug/kg	0.40
Trichloroethene	ND	5.9	ug/kg	0.49
Dibromochloromethane	ND	5.9	ug/kg	0.65
Benzene	ND	5.9	ug/kg	0.27
trans-1,3-Dichloropropene	ND	5.9	ug/kg	0.64
Bromoform	ND	5.9	ug/kg	0.39
4-Methyl-2-pentanone	ND	12	ug/kg	0.64
2-Hexanone	ND	12	ug/kg	0.74
Tetrachloroethene	ND	5.9	ug/kg	0.61
1,1,2,2-Tetrachloroethane	ND	5.9	ug/kg	0.40
Toluene	ND	5.9	ug/kg	0.32
Chlorobenzene	ND	5.9	ug/kg	0.39
Ethylbenzene	ND	5.9	ug/kg	0.31
Styrene	ND	5.9	ug/kg	0.18
Xylenes (total)	ND	12	ug/kg	0.79

SURROGATE	PERCENT RECOVERY	RECOVERY LIMITS
Dibromofluoromethane	87	(59 - 138)
1,2-Dichloroethane-d4	96	(61 - 130)
Toluene-d8	89	(60 - 143)
4-Bromofluorobenzene	81	(47 - 158)

(Continued on next page)

Tetra Tech NUS, Inc

Client Sample ID: SB-519-0001

GC/MS Volatiles

Lot-Sample #...: A7L010179-031 Work Order #...: KC9RL1AG Matrix.....: SO

NOTE(S):

Results and reporting limits have been adjusted for dry weight.

J Estimated result. Result is less than RL.

Tetra Tech NUS, Inc

SB-519-0001

GC/MS Volatiles

Lot-Sample #: A7L010179-031 **Work Order #:** KC9RL1AG **Matrix:** SO

MASS SPECTROMETER/DATA SYSTEM (MSDS) TENTATIVELY IDENTIFIED COMPOUNDS

PARAMETER	CAS #	ESTIMATED RESULT	RETENTION TIME	UNITS
None				ug/kg

Tetra Tech NUS, Inc

Client Sample ID: SB-519-0406

GC/MS Volatiles

Lot-Sample #...: A7L010179-032 **Work Order #...:** KC9RN1AG **Matrix.....:** SO
Date Sampled...: 11/30/07 10:25 **Date Received..:** 12/01/07
Prep Date.....: 12/13/07 **Analysis Date..:** 12/13/07
Prep Batch #...: 7348165
Dilution Factor: 1 **Initial Wgt/Vol:** 5 g **Final Wgt/Vol..:** 5 mL
% Moisture.....: 14 **Method.....:** SW846 8260B

PARAMETER	RESULT	REPORTING LIMIT	UNITS	MDL
Diisopropyl Ether (DIPE)	ND	12	ug/kg	1.7
1,2,3-Trimethylbenzene	ND	5.8	ug/kg	0.20
Ethyl-t-Butyl Ether (ETBE)	ND	5.8	ug/kg	0.26
Tert-amyl methyl ether (TAME)	ND	5.8	ug/kg	0.43
Dichlorodifluoromethane	ND	5.8	ug/kg	0.58
cis-1,2-Dichloroethylene	ND	5.8	ug/kg	0.42
trans-1,2-Dichloroethylene	ND	5.8	ug/kg	0.48
Trichlorofluoromethane	ND	5.8	ug/kg	0.39
o-Xylene	ND	5.8	ug/kg	0.41
m-Xylene & p-Xylene	ND	12	ug/kg	1.4
Bromobenzene	ND	5.8	ug/kg	0.82
Bromochloromethane	ND	5.8	ug/kg	0.82
n-Butylbenzene	ND	5.8	ug/kg	0.27
sec-Butylbenzene	ND	5.8	ug/kg	0.21
tert-Butylbenzene	ND	5.8	ug/kg	0.34
1,2-Dibromo-3-chloro-propane	ND	12	ug/kg	1.5
2-Chloroethyl vinyl ether	ND	12	ug/kg	1.6
2-Chlorotoluene	ND	5.8	ug/kg	0.46
4-Chlorotoluene	ND	5.8	ug/kg	0.48
1,2-Dibromoethane	ND	5.8	ug/kg	0.58
Dibromomethane	ND	5.8	ug/kg	0.73
1,2-Dichlorobenzene	ND	5.8	ug/kg	0.42
1,3-Dichlorobenzene	ND	5.8	ug/kg	0.41
1,4-Dichlorobenzene	ND	5.8	ug/kg	0.77
1,3-Dichloropropane	ND	5.8	ug/kg	0.39
2,2-Dichloropropane	ND	5.8	ug/kg	1.1
1,1-Dichloropropene	ND	5.8	ug/kg	0.35
Hexachlorobutadiene	ND	5.8	ug/kg	1.4
Isopropylbenzene	ND	5.8	ug/kg	0.19
p-Isopropyltoluene	ND	5.8	ug/kg	0.24
tert-Butyl alcohol	ND	120	ug/kg	8.8
Naphthalene	**0.69 J,B**	**5.8**	**ug/kg**	**0.22**
n-Propylbenzene	ND	5.8	ug/kg	0.46
1,1,1,2-Tetrachloroethane	ND	5.8	ug/kg	0.72
1,2,3-Trichlorobenzene	ND	5.8	ug/kg	0.44
1,2,4-Trichloro-benzene	ND	5.8	ug/kg	0.31

(Continued on next page)

Tetra Tech NUS, Inc

Client Sample ID: SB-519-0406

GC/MS Volatiles

Lot-Sample #...: A7L010179-032 Work Order #...: KC9RN1AG Matrix.....: SO

PARAMETER	RESULT	REPORTING LIMIT	UNITS	MDL
1,2,3-Trichloropropane	ND	5.8	ug/kg	1.0
1,1,2-Trichloro-1,2,2-trifluoroethane	ND	5.8	ug/kg	1.5
1,2,4-Trimethylbenzene	ND	5.8	ug/kg	0.76
Vinyl acetate	ND	12	ug/kg	0.29
Methyl tert-butyl ether	ND	12	ug/kg	0.50
Chloromethane	ND	5.8	ug/kg	0.48
Bromomethane	ND	5.8	ug/kg	0.63
Vinyl chloride	ND	5.8	ug/kg	0.45
Chloroethane	ND	5.8	ug/kg	1.0
Methylene chloride	**6.1**	**5.8**	**ug/kg**	**0.78**
Acetone	**9.0 J**	**12**	**ug/kg**	**7.3**
Carbon disulfide	ND	5.8	ug/kg	0.51
1,1-Dichloroethene	ND	5.8	ug/kg	0.60
1,1-Dichloroethane	ND	5.8	ug/kg	0.42
Chloroform	ND	5.8	ug/kg	0.34
1,2-Dichloroethane	ND	5.8	ug/kg	0.39
2-Butanone	ND	12	ug/kg	1.6
1,1,1-Trichloroethane	ND	5.8	ug/kg	0.65
Carbon tetrachloride	ND	5.8	ug/kg	0.43
Bromodichloromethane	ND	5.8	ug/kg	0.33
1,2-Dichloropropane	ND	5.8	ug/kg	0.80
cis-1,3-Dichloropropene	ND	5.8	ug/kg	0.39
Trichloroethene	ND	5.8	ug/kg	0.49
Dibromochloromethane	ND	5.8	ug/kg	0.64
Benzene	ND	5.8	ug/kg	0.27
trans-1,3-Dichloropropene	ND	5.8	ug/kg	0.63
Bromoform	ND	5.8	ug/kg	0.38
4-Methyl-2-pentanone	ND	12	ug/kg	0.63
2-Hexanone	ND	12	ug/kg	0.73
Tetrachloroethene	ND	5.8	ug/kg	0.60
1,1,2,2-Tetrachloroethane	ND	5.8	ug/kg	0.39
Toluene	ND	5.8	ug/kg	0.31
Chlorobenzene	ND	5.8	ug/kg	0.38
Ethylbenzene	ND	5.8	ug/kg	0.30
Styrene	ND	5.8	ug/kg	0.17
Xylenes (total)	ND	12	ug/kg	0.78

SURROGATE	PERCENT RECOVERY	RECOVERY LIMITS
Dibromofluoromethane	83	(59 - 138)
1,2-Dichloroethane-d4	92	(61 - 130)
Toluene-d8	85	(60 - 143)
4-Bromofluorobenzene	79	(47 - 158)

(Continued on next page)

Tetra Tech NUS, Inc

Client Sample ID: SB-519-0406

GC/MS Volatiles

Lot-Sample #...: A7L010179-032 Work Order #...: KC9RN1AG Matrix.....: SO

NOTE(S):

Results and reporting limits have been adjusted for dry weight.

J Estimated result. Result is less than RL.

B Method blank contamination. The associated method blank contains the target analyte at a reportable level.

Tetra Tech NUS, Inc

SB-519-0406

GC/MS Volatiles

Lot-Sample #: A7L010179-032 **Work Order #:** KC9RN1AG **Matrix:** SO

MASS SPECTROMETER/DATA SYSTEM (MSDS) TENTATIVELY IDENTIFIED COMPOUNDS

PARAMETER	CAS #	ESTIMATED RESULT	RETENTION TIME	UNITS
None				ug/kg

Tetra Tech NUS, Inc

Client Sample ID: SB-519-0810

GC/MS Volatiles

Lot-Sample #...: A7L010179-033 **Work Order #...:** KC9RQ1AG **Matrix.....:** SO
Date Sampled...: 11/30/07 10:30 **Date Received..:** 12/01/07
Prep Date.....: 12/13/07 **Analysis Date..:** 12/13/07
Prep Batch #...: 7348165
Dilution Factor: 1 **Initial Wgt/Vol:** 5 g **Final Wgt/Vol..:** 5 mL
% Moisture.....: 14 **Method.....:** SW846 8260B

PARAMETER	RESULT	REPORTING LIMIT	UNITS	MDL
Diisopropyl Ether (DIPE)	ND	12	ug/kg	1.7
1,2,3-Trimethylbenzene	ND	5.8	ug/kg	0.20
Ethyl-t-Butyl Ether (ETBE)	ND	5.8	ug/kg	0.26
Tert-amyl methyl ether (TAME)	ND	5.8	ug/kg	0.43
Dichlorodifluoromethane	ND	5.8	ug/kg	0.58
cis-1,2-Dichloroethylene	ND	5.8	ug/kg	0.42
trans-1,2-Dichloroethylene	ND	5.8	ug/kg	0.48
Trichlorofluoromethane	ND	5.8	ug/kg	0.39
o-Xylene	ND	5.8	ug/kg	0.41
m-Xylene & p-Xylene	ND	12	ug/kg	1.4
Bromobenzene	ND	5.8	ug/kg	0.82
Bromochloromethane	ND	5.8	ug/kg	0.82
n-Butylbenzene	ND	5.8	ug/kg	0.27
sec-Butylbenzene	ND	5.8	ug/kg	0.21
tert-Butylbenzene	ND	5.8	ug/kg	0.34
1,2-Dibromo-3-chloro-propane	ND	12	ug/kg	1.5
2-Chloroethyl vinyl ether	ND	12	ug/kg	1.6
2-Chlorotoluene	ND	5.8	ug/kg	0.46
4-Chlorotoluene	ND	5.8	ug/kg	0.48
1,2-Dibromoethane	ND	5.8	ug/kg	0.58
Dibromomethane	ND	5.8	ug/kg	0.73
1,2-Dichlorobenzene	ND	5.8	ug/kg	0.42
1,3-Dichlorobenzene	ND	5.8	ug/kg	0.41
1,4-Dichlorobenzene	ND	5.8	ug/kg	0.77
1,3-Dichloropropane	ND	5.8	ug/kg	0.39
2,2-Dichloropropane	ND	5.8	ug/kg	1.1
1,1-Dichloropropene	ND	5.8	ug/kg	0.35
Hexachlorobutadiene	ND	5.8	ug/kg	1.4
Isopropylbenzene	ND	5.8	ug/kg	0.19
p-Isopropyltoluene	ND	5.8	ug/kg	0.24
tert-Butyl alcohol	ND	120	ug/kg	8.8
Naphthalene	ND	5.8	ug/kg	0.22
n-Propylbenzene	ND	5.8	ug/kg	0.46
1,1,1,2-Tetrachloroethane	ND	5.8	ug/kg	0.72
1,2,3-Trichlorobenzene	ND	5.8	ug/kg	0.44
1,2,4-Trichloro-benzene	ND	5.8	ug/kg	0.31

(Continued on next page)

Tetra Tech NUS, Inc

Client Sample ID: SB-519-0810

GC/MS Volatiles

Lot-Sample #...: A7L010179-033 **Work Order #...:** KC9RQ1AG **Matrix.....:** SO

PARAMETER	RESULT	REPORTING LIMIT	UNITS	MDL
1,2,3-Trichloropropane	ND	5.8	ug/kg	1.0
1,1,2-Trichloro-1,2,2-trifluoroethane	ND	5.8	ug/kg	1.5
1,2,4-Trimethylbenzene	ND	5.8	ug/kg	0.75
Vinyl acetate	ND	12	ug/kg	0.29
Methyl tert-butyl ether	ND	12	ug/kg	0.50
Chloromethane	ND	5.8	ug/kg	0.48
Bromomethane	ND	5.8	ug/kg	0.63
Vinyl chloride	ND	5.8	ug/kg	0.45
Chloroethane	ND	5.8	ug/kg	1.0
Methylene chloride	**5.1 J**	**5.8**	**ug/kg**	**0.78**
Acetone	**14**	**12**	**ug/kg**	**7.3**
Carbon disulfide	ND	5.8	ug/kg	0.51
1,1-Dichloroethene	ND	5.8	ug/kg	0.60
1,1-Dichloroethane	ND	5.8	ug/kg	0.42
Chloroform	ND	5.8	ug/kg	0.34
1,2-Dichloroethane	ND	5.8	ug/kg	0.39
2-Butanone	ND	12	ug/kg	1.6
1,1,1-Trichloroethane	ND	5.8	ug/kg	0.65
Carbon tetrachloride	ND	5.8	ug/kg	0.43
Bromodichloromethane	ND	5.8	ug/kg	0.33
1,2-Dichloropropane	ND	5.8	ug/kg	0.80
cis-1,3-Dichloropropene	ND	5.8	ug/kg	0.39
Trichloroethene	ND	5.8	ug/kg	0.49
Dibromochloromethane	ND	5.8	ug/kg	0.64
Benzene	ND	5.8	ug/kg	0.27
trans-1,3-Dichloropropene	ND	5.8	ug/kg	0.63
Bromoform	ND	5.8	ug/kg	0.38
4-Methyl-2-pentanone	ND	12	ug/kg	0.63
2-Hexanone	ND	12	ug/kg	0.73
Tetrachloroethene	ND	5.8	ug/kg	0.60
1,1,2,2-Tetrachloroethane	ND	5.8	ug/kg	0.39
Toluene	ND	5.8	ug/kg	0.31
Chlorobenzene	ND	5.8	ug/kg	0.38
Ethylbenzene	ND	5.8	ug/kg	0.30
Styrene	ND	5.8	ug/kg	0.17
Xylenes (total)	ND	12	ug/kg	0.78

SURROGATE	PERCENT RECOVERY	RECOVERY LIMITS
Dibromofluoromethane	80	(59 - 138)
1,2-Dichloroethane-d4	93	(61 - 130)
Toluene-d8	86	(60 - 143)
4-Bromofluorobenzene	79	(47 - 158)

(Continued on next page)

Tetra Tech NUS, Inc

Client Sample ID: SB-519-0810

GC/MS Volatiles

Lot-Sample #...: A7L010179-033 Work Order #...: KC9RQ1AG Matrix.....: SO

NOTE(S):

Results and reporting limits have been adjusted for dry weight.

J Estimated result. Result is less than RL.

Tetra Tech NUS, Inc

SB-519-0810

GC/MS Volatiles

Lot-Sample #: A7L010179-033 **Work Order #:** KC9RQ1AG **Matrix:** SO

MASS SPECTROMETER/DATA SYSTEM (MSDS) TENTATIVELY IDENTIFIED COMPOUNDS

PARAMETER	CAS #	ESTIMATED RESULT	RETENTION TIME	UNITS
None				ug/kg

Tetra Tech NUS, Inc

Client Sample ID: SB-516-0001

GC/MS Volatiles

Lot-Sample #...: A7L010179-034 **Work Order #...:** KC9RR1AG **Matrix.....:** SO
Date Sampled...: 11/30/07 11:05 **Date Received..:** 12/01/07
Prep Date.....: 12/13/07 **Analysis Date..:** 12/13/07
Prep Batch #...: 7348165
Dilution Factor: 1 **Initial Wgt/Vol:** 5 g **Final Wgt/Vol..:** 5 mL
% Moisture.....: 16 **Method.....:** SW846 8260B

PARAMETER	RESULT	REPORTING LIMIT	UNITS	MDL
Diisopropyl Ether (DIPE)	ND	12	ug/kg	1.8
1,2,3-Trimethylbenzene	ND	6.0	ug/kg	0.20
Ethyl-t-Butyl Ether (ETBE)	ND	6.0	ug/kg	0.26
Tert-amyl methyl ether (TAME)	ND	6.0	ug/kg	0.44
Dichlorodifluoromethane	ND	6.0	ug/kg	0.60
cis-1,2-Dichloroethylene	ND	6.0	ug/kg	0.43
trans-1,2-Dichloroethylene	ND	6.0	ug/kg	0.49
Trichlorofluoromethane	ND	6.0	ug/kg	0.41
o-Xylene	ND	6.0	ug/kg	0.42
m-Xylene & p-Xylene	ND	12	ug/kg	1.4
Bromobenzene	ND	6.0	ug/kg	0.85
Bromochloromethane	ND	6.0	ug/kg	0.85
n-Butylbenzene	ND	6.0	ug/kg	0.27
sec-Butylbenzene	ND	6.0	ug/kg	0.21
tert-Butylbenzene	ND	6.0	ug/kg	0.35
1,2-Dibromo-3-chloro-propane	ND	12	ug/kg	1.5
2-Chloroethyl vinyl ether	ND	12	ug/kg	1.7
2-Chlorotoluene	ND	6.0	ug/kg	0.48
4-Chlorotoluene	ND	6.0	ug/kg	0.49
1,2-Dibromoethane	ND	6.0	ug/kg	0.60
Dibromomethane	ND	6.0	ug/kg	0.75
1,2-Dichlorobenzene	ND	6.0	ug/kg	0.43
1,3-Dichlorobenzene	ND	6.0	ug/kg	0.42
1,4-Dichlorobenzene	ND	6.0	ug/kg	0.79
1,3-Dichloropropane	ND	6.0	ug/kg	0.41
2,2-Dichloropropane	ND	6.0	ug/kg	1.1
1,1-Dichloropropene	ND	6.0	ug/kg	0.36
Hexachlorobutadiene	ND	6.0	ug/kg	1.4
Isopropylbenzene	ND	6.0	ug/kg	0.19
p-Isopropyltoluene	ND	6.0	ug/kg	0.25
tert-Butyl alcohol	ND	120	ug/kg	9.1
Naphthalene	ND	6.0	ug/kg	0.23
n-Propylbenzene	ND	6.0	ug/kg	0.48
1,1,1,2-Tetrachloroethane	ND	6.0	ug/kg	0.74
1,2,3-Trichlorobenzene	ND	6.0	ug/kg	0.45
1,2,4-Trichloro-benzene	ND	6.0	ug/kg	0.32

(Continued on next page)

Tetra Tech NUS, Inc

Client Sample ID: SB-516-0001

GC/MS Volatiles

Lot-Sample #...: A7L010179-034 Work Order #...: KC9RR1AG Matrix.....: SO

PARAMETER	RESULT	REPORTING LIMIT	UNITS	MDL
1,2,3-Trichloropropane	ND	6.0	ug/kg	1.1
1,1,2-Trichloro-1,2,2-trifluoroethane	ND	6.0	ug/kg	1.5
1,2,4-Trimethylbenzene	ND	6.0	ug/kg	0.77
Vinyl acetate	ND	12	ug/kg	0.30
Methyl tert-butyl ether	ND	12	ug/kg	0.51
Chloromethane	ND	6.0	ug/kg	0.49
Bromomethane	ND	6.0	ug/kg	0.64
Vinyl chloride	ND	6.0	ug/kg	0.46
Chloroethane	ND	6.0	ug/kg	1.0
Methylene chloride	**5.8 J**	**6.0**	**ug/kg**	**0.80**
Acetone	**18**	**12**	**ug/kg**	**7.5**
Carbon disulfide	ND	6.0	ug/kg	0.52
1,1-Dichloroethene	ND	6.0	ug/kg	0.62
1,1-Dichloroethane	ND	6.0	ug/kg	0.43
Chloroform	ND	6.0	ug/kg	0.35
1,2-Dichloroethane	ND	6.0	ug/kg	0.41
2-Butanone	**5.3 J**	**12**	**ug/kg**	**1.7**
1,1,1-Trichloroethane	ND	6.0	ug/kg	0.67
Carbon tetrachloride	ND	6.0	ug/kg	0.44
Bromodichloromethane	ND	6.0	ug/kg	0.33
1,2-Dichloropropane	ND	6.0	ug/kg	0.82
cis-1,3-Dichloropropene	ND	6.0	ug/kg	0.41
Trichloroethene	ND	6.0	ug/kg	0.50
Dibromochloromethane	ND	6.0	ug/kg	0.66
Benzene	ND	6.0	ug/kg	0.27
trans-1,3-Dichloropropene	ND	6.0	ug/kg	0.64
Bromoform	ND	6.0	ug/kg	0.39
4-Methyl-2-pentanone	ND	12	ug/kg	0.64
2-Hexanone	ND	12	ug/kg	0.75
Tetrachloroethene	ND	6.0	ug/kg	0.62
1,1,2,2-Tetrachloroethane	ND	6.0	ug/kg	0.41
Toluene	ND	6.0	ug/kg	0.32
Chlorobenzene	ND	6.0	ug/kg	0.39
Ethylbenzene	ND	6.0	ug/kg	0.31
Styrene	ND	6.0	ug/kg	0.18
Xylenes (total)	ND	12	ug/kg	0.80

SURROGATE	PERCENT RECOVERY	RECOVERY LIMITS
Dibromofluoromethane	83	(59 - 138)
1,2-Dichloroethane-d4	92	(61 - 130)
Toluene-d8	85	(60 - 143)
4-Bromofluorobenzene	79	(47 - 158)

(Continued on next page)

Tetra Tech NUS, Inc

Client Sample ID: SB-516-0001

GC/MS Volatiles

Lot-Sample #...: A7L010179-034 Work Order #...: KC9RR1AG Matrix.....: SO

NOTE(S):

Results and reporting limits have been adjusted for dry weight.

J Estimated result. Result is less than RL.

Tetra Tech NUS, Inc

SB-516-0001

GC/MS Volatiles

Lot-Sample #: A7L010179-034 **Work Order #:** KC9RR1AG **Matrix:** SO

MASS SPECTROMETER/DATA SYSTEM (MSDS) TENTATIVELY IDENTIFIED COMPOUNDS

PARAMETER	CAS #	ESTIMATED RESULT	RETENTION TIME	UNITS
None				ug/kg

Tetra Tech NUS, Inc

Client Sample ID: SB-520-0001

GC/MS Volatiles

Lot-Sample #...: A7L010179-035 **Work Order #...:** KC9RV1AG **Matrix.....:** SO
Date Sampled...: 11/30/07 11:35 **Date Received..:** 12/01/07
Prep Date.....: 12/13/07 **Analysis Date..:** 12/13/07
Prep Batch #...: 7348165
Dilution Factor: 1 **Initial Wgt/Vol:** 5 g **Final Wgt/Vol..:** 5 mL
% Moisture.....: 19 **Method.....:** SW846 8260B

PARAMETER	RESULT	REPORTING LIMIT	UNITS	MDL
Diisopropyl Ether (DIPE)	ND	12	ug/kg	1.9
1,2,3-Trimethylbenzene	ND	6.2	ug/kg	0.21
Ethyl-t-Butyl Ether (ETBE)	ND	6.2	ug/kg	0.27
Tert-amyl methyl ether (TAME)	ND	6.2	ug/kg	0.46
Dichlorodifluoromethane	ND	6.2	ug/kg	0.62
cis-1,2-Dichloroethylene	ND	6.2	ug/kg	0.44
trans-1,2-Dichloroethylene	ND	6.2	ug/kg	0.51
Trichlorofluoromethane	ND	6.2	ug/kg	0.42
o-Xylene	ND	6.2	ug/kg	0.43
m-Xylene & p-Xylene	ND	12	ug/kg	1.5
Bromobenzene	ND	6.2	ug/kg	0.88
Bromochloromethane	ND	6.2	ug/kg	0.88
n-Butylbenzene	ND	6.2	ug/kg	0.28
sec-Butylbenzene	ND	6.2	ug/kg	0.22
tert-Butylbenzene	ND	6.2	ug/kg	0.36
1,2-Dibromo-3-chloro-propane	ND	12	ug/kg	1.6
2-Chloroethyl vinyl ether	ND	12	ug/kg	1.7
2-Chlorotoluene	ND	6.2	ug/kg	0.49
4-Chlorotoluene	ND	6.2	ug/kg	0.51
1,2-Dibromoethane	ND	6.2	ug/kg	0.62
Dibromomethane	ND	6.2	ug/kg	0.78
1,2-Dichlorobenzene	ND	6.2	ug/kg	0.44
1,3-Dichlorobenzene	ND	6.2	ug/kg	0.43
1,4-Dichlorobenzene	ND	6.2	ug/kg	0.81
1,3-Dichloropropane	ND	6.2	ug/kg	0.42
2,2-Dichloropropane	ND	6.2	ug/kg	1.2
1,1-Dichloropropene	ND	6.2	ug/kg	0.37
Hexachlorobutadiene	ND	6.2	ug/kg	1.5
Isopropylbenzene	ND	6.2	ug/kg	0.20
p-Isopropyltoluene	ND	6.2	ug/kg	0.26
tert-Butyl alcohol	ND	120	ug/kg	9.4
Naphthalene	ND	6.2	ug/kg	0.23
n-Propylbenzene	ND	6.2	ug/kg	0.49
1,1,1,2-Tetrachloroethane	ND	6.2	ug/kg	0.77
1,2,3-Trichlorobenzene	ND	6.2	ug/kg	0.47
1,2,4-Trichloro-benzene	ND	6.2	ug/kg	0.33

(Continued on next page)

Tetra Tech NUS, Inc

Client Sample ID: SB-520-0001

GC/MS Volatiles

Lot-Sample #...: A7L010179-035 **Work Order #...:** KC9RV1AG **Matrix.....:** SO

PARAMETER	RESULT	REPORTING LIMIT	UNITS	MDL
1,2,3-Trichloropropane	ND	6.2	ug/kg	1.1
1,1,2-Trichloro-1,2,2-trifluoroethane	ND	6.2	ug/kg	1.6
1,2,4-Trimethylbenzene	ND	6.2	ug/kg	0.80
Vinyl acetate	ND	12	ug/kg	0.31
Methyl tert-butyl ether	ND	12	ug/kg	0.53
Chloromethane	ND	6.2	ug/kg	0.51
Bromomethane	ND	6.2	ug/kg	0.67
Vinyl chloride	ND	6.2	ug/kg	0.48
Chloroethane	ND	6.2	ug/kg	1.1
Methylene chloride	**4.6 J**	**6.2**	**ug/kg**	**0.83**
Acetone	ND	12	ug/kg	7.8
Carbon disulfide	ND	6.2	ug/kg	0.54
1,1-Dichloroethene	ND	6.2	ug/kg	0.64
1,1-Dichloroethane	ND	6.2	ug/kg	0.44
Chloroform	ND	6.2	ug/kg	0.36
1,2-Dichloroethane	ND	6.2	ug/kg	0.42
2-Butanone	ND	12	ug/kg	1.7
1,1,1-Trichloroethane	ND	6.2	ug/kg	0.69
Carbon tetrachloride	ND	6.2	ug/kg	0.46
Bromodichloromethane	ND	6.2	ug/kg	0.35
1,2-Dichloropropane	ND	6.2	ug/kg	0.85
cis-1,3-Dichloropropene	ND	6.2	ug/kg	0.42
Trichloroethene	ND	6.2	ug/kg	0.52
Dibromochloromethane	ND	6.2	ug/kg	0.68
Benzene	ND	6.2	ug/kg	0.28
trans-1,3-Dichloropropene	ND	6.2	ug/kg	0.67
Bromoform	ND	6.2	ug/kg	0.41
4-Methyl-2-pentanone	ND	12	ug/kg	0.67
2-Hexanone	ND	12	ug/kg	0.78
Tetrachloroethene	ND	6.2	ug/kg	0.64
1,1,2,2-Tetrachloroethane	ND	6.2	ug/kg	0.42
Toluene	ND	6.2	ug/kg	0.33
Chlorobenzene	ND	6.2	ug/kg	0.41
Ethylbenzene	ND	6.2	ug/kg	0.32
Styrene	ND	6.2	ug/kg	0.19
Xylenes (total)	ND	12	ug/kg	0.83

SURROGATE	PERCENT RECOVERY	RECOVERY LIMITS
Dibromofluoromethane	85	(59 - 138)
1,2-Dichloroethane-d4	95	(61 - 130)
Toluene-d8	87	(60 - 143)
4-Bromofluorobenzene	79	(47 - 158)

(Continued on next page)

Tetra Tech NUS, Inc

Client Sample ID: SB-520-0001

GC/MS Volatiles

Lot-Sample #...: A7L010179-035 Work Order #...: KC9RV1AG Matrix.....: SO

NOTE(S):

Results and reporting limits have been adjusted for dry weight.

J Estimated result. Result is less than RL.

Tetra Tech NUS, Inc

SB-520-0001

GC/MS Volatiles

Lot-Sample #: A7L010179-035 **Work Order #:** KC9RV1AG **Matrix:** SO

MASS SPECTROMETER/DATA SYSTEM (MSDS) TENTATIVELY IDENTIFIED COMPOUNDS

PARAMETER	CAS #	ESTIMATED RESULT	RETENTION TIME	UNITS
None				ug/kg

Tetra Tech NUS, Inc

Client Sample ID: SB-520-0406

GC/MS Volatiles

Lot-Sample #...: A7L010179-036 **Work Order #...:** KC9R01AG **Matrix.....:** SO
Date Sampled...: 11/30/07 11:40 **Date Received..:** 12/01/07
Prep Date.....: 12/13/07 **Analysis Date..:** 12/13/07
Prep Batch #...: 7348165
Dilution Factor: 1 **Initial Wgt/Vol:** 5 g **Final Wgt/Vol..:** 5 mL
% Moisture.....: 18 **Method.....:** SW846 8260B

PARAMETER	RESULT	REPORTING LIMIT	UNITS	MDL
Diisopropyl Ether (DIPE)	ND	12	ug/kg	1.8
1,2,3-Trimethylbenzene	ND	6.1	ug/kg	0.21
Ethyl-t-Butyl Ether (ETBE)	ND	6.1	ug/kg	0.27
Tert-amyl methyl ether (TAME)	ND	6.1	ug/kg	0.45
Dichlorodifluoromethane	ND	6.1	ug/kg	0.61
cis-1,2-Dichloroethylene	ND	6.1	ug/kg	0.44
trans-1,2-Dichloroethylene	ND	6.1	ug/kg	0.50
Trichlorofluoromethane	ND	6.1	ug/kg	0.41
o-Xylene	ND	6.1	ug/kg	0.42
m-Xylene & p-Xylene	ND	12	ug/kg	1.5
Bromobenzene	ND	6.1	ug/kg	0.86
Bromochloromethane	ND	6.1	ug/kg	0.86
n-Butylbenzene	ND	6.1	ug/kg	0.28
sec-Butylbenzene	ND	6.1	ug/kg	0.22
tert-Butylbenzene	ND	6.1	ug/kg	0.35
1,2-Dibromo-3-chloro-propane	ND	12	ug/kg	1.6
2-Chloroethyl vinyl ether	ND	12	ug/kg	1.7
2-Chlorotoluene	ND	6.1	ug/kg	0.49
4-Chlorotoluene	ND	6.1	ug/kg	0.50
1,2-Dibromoethane	ND	6.1	ug/kg	0.61
Dibromomethane	ND	6.1	ug/kg	0.76
1,2-Dichlorobenzene	ND	6.1	ug/kg	0.44
1,3-Dichlorobenzene	ND	6.1	ug/kg	0.42
1,4-Dichlorobenzene	ND	6.1	ug/kg	0.80
1,3-Dichloropropane	ND	6.1	ug/kg	0.41
2,2-Dichloropropane	ND	6.1	ug/kg	1.1
1,1-Dichloropropene	ND	6.1	ug/kg	0.36
Hexachlorobutadiene	ND	6.1	ug/kg	1.5
Isopropylbenzene	ND	6.1	ug/kg	0.19
p-Isopropyltoluene	ND	6.1	ug/kg	0.25
tert-Butyl alcohol	ND	120	ug/kg	9.2
Naphthalene	ND	6.1	ug/kg	0.23
n-Propylbenzene	ND	6.1	ug/kg	0.49
1,1,1,2-Tetrachloroethane	ND	6.1	ug/kg	0.75
1,2,3-Trichlorobenzene	ND	6.1	ug/kg	0.46
1,2,4-Trichloro-benzene	ND	6.1	ug/kg	0.33

(Continued on next page)

Tetra Tech NUS, Inc

Client Sample ID: SB-520-0406

GC/MS Volatiles

Lot-Sample #...: A7L010179-036 **Work Order #...:** KC9R01AG **Matrix.....:** SO

PARAMETER	RESULT	REPORTING LIMIT	UNITS	MDL
1,2,3-Trichloropropane	ND	6.1	ug/kg	1.1
1,1,2-Trichloro-1,2,2-trifluoroethane	ND	6.1	ug/kg	1.6
1,2,4-Trimethylbenzene	ND	6.1	ug/kg	0.79
Vinyl acetate	ND	12	ug/kg	0.30
Methyl tert-butyl ether	ND	12	ug/kg	0.52
Chloromethane	ND	6.1	ug/kg	0.50
Bromomethane	ND	6.1	ug/kg	0.66
Vinyl chloride	ND	6.1	ug/kg	0.47
Chloroethane	ND	6.1	ug/kg	1.0
Methylene chloride	**5.8 J**	**6.1**	**ug/kg**	**0.81**
Acetone	**9.9 J**	**12**	**ug/kg**	**7.6**
Carbon disulfide	ND	6.1	ug/kg	0.53
1,1-Dichloroethene	ND	6.1	ug/kg	0.63
1,1-Dichloroethane	ND	6.1	ug/kg	0.44
Chloroform	ND	6.1	ug/kg	0.35
1,2-Dichloroethane	ND	6.1	ug/kg	0.41
2-Butanone	ND	12	ug/kg	1.7
1,1,1-Trichloroethane	ND	6.1	ug/kg	0.68
Carbon tetrachloride	ND	6.1	ug/kg	0.45
Bromodichloromethane	ND	6.1	ug/kg	0.34
1,2-Dichloropropane	ND	6.1	ug/kg	0.84
cis-1,3-Dichloropropene	ND	6.1	ug/kg	0.41
Trichloroethene	ND	6.1	ug/kg	0.51
Dibromochloromethane	ND	6.1	ug/kg	0.67
Benzene	ND	6.1	ug/kg	0.28
trans-1,3-Dichloropropene	ND	6.1	ug/kg	0.66
Bromoform	ND	6.1	ug/kg	0.40
4-Methyl-2-pentanone	ND	12	ug/kg	0.66
2-Hexanone	ND	12	ug/kg	0.76
Tetrachloroethene	ND	6.1	ug/kg	0.63
1,1,2,2-Tetrachloroethane	ND	6.1	ug/kg	0.41
Toluene	ND	6.1	ug/kg	0.33
Chlorobenzene	ND	6.1	ug/kg	0.40
Ethylbenzene	ND	6.1	ug/kg	0.32
Styrene	ND	6.1	ug/kg	0.18
Xylenes (total)	ND	12	ug/kg	0.81

SURROGATE	PERCENT RECOVERY	RECOVERY LIMITS
Dibromofluoromethane	82	(59 - 138)
1,2-Dichloroethane-d4	91	(61 - 130)
Toluene-d8	86	(60 - 143)
4-Bromofluorobenzene	77	(47 - 158)

(Continued on next page)

Tetra Tech NUS, Inc

Client Sample ID: SB-520-0406

GC/MS Volatiles

Lot-Sample #...: A7L010179-036 Work Order #...: KC9R01AG Matrix.....: SO

NOTE(S):

Results and reporting limits have been adjusted for dry weight.

J Estimated result. Result is less than RL.

Tetra Tech NUS, Inc

SB-520-0406

GC/MS Volatiles

Lot-Sample #: A7L010179-036 **Work Order #:** KC9R01AG **Matrix:** SO

MASS SPECTROMETER/DATA SYSTEM (MSDS) TENTATIVELY IDENTIFIED COMPOUNDS

PARAMETER	CAS #	ESTIMATED RESULT	RETENTION TIME	UNITS
None				ug/kg

Tetra Tech NUS, Inc

Client Sample ID: SB-520-0810

GC/MS Volatiles

Lot-Sample #...:	A7L010179-037	**Work Order #...:**	KC9R11AG	**Matrix.....:**	SO
Date Sampled...:	11/30/07 11:45	**Date Received..:**	12/01/07		
Prep Date.....:	12/13/07	**Analysis Date..:**	12/13/07		
Prep Batch #...:	7348165				
Dilution Factor:	1	**Initial Wgt/Vol:**	5 g	**Final Wgt/Vol..:**	5 mL
% Moisture.....:	17	**Method.....:**	SW846 8260B		

PARAMETER	RESULT	REPORTING LIMIT	UNITS	MDL
Diisopropyl Ether (DIPE)	ND	12	ug/kg	1.8
1,2,3-Trimethylbenzene	ND	6.0	ug/kg	0.21
Ethyl-t-Butyl Ether (ETBE)	ND	6.0	ug/kg	0.27
Tert-amyl methyl ether (TAME)	ND	6.0	ug/kg	0.45
Dichlorodifluoromethane	ND	6.0	ug/kg	0.60
cis-1,2-Dichloroethylene	ND	6.0	ug/kg	0.43
trans-1,2-Dichloroethylene	ND	6.0	ug/kg	0.49
Trichlorofluoromethane	**29**	**6.0**	**ug/kg**	**0.41**
o-Xylene	ND	6.0	ug/kg	0.42
m-Xylene & p-Xylene	ND	12	ug/kg	1.4
Bromobenzene	ND	6.0	ug/kg	0.86
Bromochloromethane	ND	6.0	ug/kg	0.86
n-Butylbenzene	ND	6.0	ug/kg	0.28
sec-Butylbenzene	ND	6.0	ug/kg	0.22
tert-Butylbenzene	ND	6.0	ug/kg	0.35
1,2-Dibromo-3-chloro-propane	ND	12	ug/kg	1.6
2-Chloroethyl vinyl ether	ND	12	ug/kg	1.7
2-Chlorotoluene	ND	6.0	ug/kg	0.48
4-Chlorotoluene	ND	6.0	ug/kg	0.49
1,2-Dibromoethane	ND	6.0	ug/kg	0.60
Dibromomethane	ND	6.0	ug/kg	0.76
1,2-Dichlorobenzene	ND	6.0	ug/kg	0.43
1,3-Dichlorobenzene	ND	6.0	ug/kg	0.42
1,4-Dichlorobenzene	ND	6.0	ug/kg	0.80
1,3-Dichloropropane	ND	6.0	ug/kg	0.41
2,2-Dichloropropane	ND	6.0	ug/kg	1.1
1,1-Dichloropropene	ND	6.0	ug/kg	0.36
Hexachlorobutadiene	ND	6.0	ug/kg	1.4
Isopropylbenzene	ND	6.0	ug/kg	0.19
p-Isopropyltoluene	ND	6.0	ug/kg	0.25
tert-Butyl alcohol	ND	120	ug/kg	9.2
Naphthalene	ND	6.0	ug/kg	0.23
n-Propylbenzene	ND	6.0	ug/kg	0.48
1,1,1,2-Tetrachloroethane	ND	6.0	ug/kg	0.75
1,2,3-Trichlorobenzene	ND	6.0	ug/kg	0.46
1,2,4-Trichloro-benzene	ND	6.0	ug/kg	0.33

(Continued on next page)

Tetra Tech NUS, Inc

Client Sample ID: SB-520-0810

GC/MS Volatiles

Lot-Sample #...: A7L010179-037 **Work Order #...:** KC9R11AG **Matrix.....:** SO

PARAMETER	RESULT	REPORTING LIMIT	UNITS	MDL
1,2,3-Trichloropropane	ND	6.0	ug/kg	1.1
1,1,2-Trichloro-1,2,2-trifluoroethane	ND	6.0	ug/kg	1.6
1,2,4-Trimethylbenzene	ND	6.0	ug/kg	0.78
Vinyl acetate	ND	12	ug/kg	0.30
Methyl tert-butyl ether	ND	12	ug/kg	0.52
Chloromethane	ND	6.0	ug/kg	0.49
Bromomethane	ND	6.0	ug/kg	0.65
Vinyl chloride	ND	6.0	ug/kg	0.47
Chloroethane	ND	6.0	ug/kg	1.0
Methylene chloride	**5.1 J**	**6.0**	**ug/kg**	**0.81**
Acetone	ND	12	ug/kg	7.6
Carbon disulfide	ND	6.0	ug/kg	0.53
1,1-Dichloroethene	ND	6.0	ug/kg	0.63
1,1-Dichloroethane	**0.48 J**	**6.0**	**ug/kg**	**0.43**
Chloroform	ND	6.0	ug/kg	0.35
1,2-Dichloroethane	ND	6.0	ug/kg	0.41
2-Butanone	ND	12	ug/kg	1.7
1,1,1-Trichloroethane	ND	6.0	ug/kg	0.68
Carbon tetrachloride	ND	6.0	ug/kg	0.45
Bromodichloromethane	ND	6.0	ug/kg	0.34
1,2-Dichloropropane	ND	6.0	ug/kg	0.83
cis-1,3-Dichloropropene	ND	6.0	ug/kg	0.41
Trichloroethene	ND	6.0	ug/kg	0.51
Dibromochloromethane	ND	6.0	ug/kg	0.66
Benzene	ND	6.0	ug/kg	0.28
trans-1,3-Dichloropropene	ND	6.0	ug/kg	0.65
Bromoform	ND	6.0	ug/kg	0.40
4-Methyl-2-pentanone	ND	12	ug/kg	0.65
2-Hexanone	ND	12	ug/kg	0.76
Tetrachloroethene	ND	6.0	ug/kg	0.63
1,1,2,2-Tetrachloroethane	ND	6.0	ug/kg	0.41
Toluene	ND	6.0	ug/kg	0.33
Chlorobenzene	ND	6.0	ug/kg	0.40
Ethylbenzene	ND	6.0	ug/kg	0.31
Styrene	ND	6.0	ug/kg	0.18
Xylenes (total)	ND	12	ug/kg	0.81

SURROGATE	PERCENT RECOVERY	RECOVERY LIMITS
Dibromofluoromethane	83	(59 - 138)
1,2-Dichloroethane-d4	92	(61 - 130)
Toluene-d8	86	(60 - 143)
4-Bromofluorobenzene	78	(47 - 158)

(Continued on next page)

Tetra Tech NUS, Inc

Client Sample ID: SB-520-0810

GC/MS Volatiles

Lot-Sample #...: A7L010179-037 Work Order #...: KC9R11AG Matrix.....: SO

NOTE(S):

Results and reporting limits have been adjusted for dry weight.

J Estimated result. Result is less than RL.

Tetra Tech NUS, Inc

SB-520-0810

GC/MS Volatiles

Lot-Sample #: A7L010179-037 **Work Order #:** KC9R11AG **Matrix:** SO

MASS SPECTROMETER/DATA SYSTEM (MSDS) TENTATIVELY IDENTIFIED COMPOUNDS

PARAMETER	CAS #	ESTIMATED RESULT	RETENTION TIME	UNITS
None				ug/kg

TestAmerica

THE LEADER IN ENVIRONMENTAL TESTING

GCMS SEMIVOLATILE DATA

Tetra Tech NUS, Inc

Client Sample ID: DUP-04

GC/MS Semivolatiles

Lot-Sample #...: A7L010179-004 Work Order #...: KC9PX2AD Matrix.....: SO

PARAMETER	RESULT	REPORTING LIMIT	UNITS	MDL
Acenaphthylene	ND	390	ug/kg	1.4
2,6-Dinitrotoluene	ND	390	ug/kg	25
3-Nitroaniline	ND	770	ug/kg	19
Acenaphthene	ND	390	ug/kg	1.5
2,4-Dinitrophenol	ND	770	ug/kg	97
4-Nitrophenol	ND	770	ug/kg	130
Dibenzofuran	ND	390	ug/kg	23
2,4-Dinitrotoluene	ND	390	ug/kg	21
Diethyl phthalate	ND	390	ug/kg	22
4-Chlorophenyl phenyl ether	ND	390	ug/kg	28
Fluorene	ND	390	ug/kg	1.4
4-Nitroaniline	ND	390	ug/kg	30
4,6-Dinitro-2-methylphenol	ND	390	ug/kg	15
N-Nitrosodiphenylamine	ND	390	ug/kg	25
4-Bromophenyl phenyl ether	ND	390	ug/kg	25
Hexachlorobenzene	ND	390	ug/kg	2.5
Pentachlorophenol	ND	390	ug/kg	96
Phenanthrene	**15 J**	**390**	**ug/kg**	**2.3**
Anthracene	ND	390	ug/kg	1.5
Carbazole	ND	390	ug/kg	22
Di-n-butyl phthalate	ND	390	ug/kg	22
Fluoranthene	**46 J**	**390**	**ug/kg**	**1.4**
Pyrene	**34 J**	**390**	**ug/kg**	**1.3**
Butyl benzyl phthalate	ND	390	ug/kg	22
3,3'-Dichlorobenzidine	ND	390	ug/kg	21
Benzo(a)anthracene	**23 J**	**390**	**ug/kg**	**1.1**
Chrysene	**23 J**	**390**	**ug/kg**	**1.1**
bis(2-Ethylhexyl) phthalate	ND	390	ug/kg	21
Di-n-octyl phthalate	ND	390	ug/kg	21
Benzo(b)fluoranthene	**37 J**	**390**	**ug/kg**	**1.4**
Benzo(k)fluoranthene	**14 J**	**390**	**ug/kg**	**2.0**
Benzo(a)pyrene	**21 J**	**390**	**ug/kg**	**1.5**
Indeno(1,2,3-cd)pyrene	**16 J**	**390**	**ug/kg**	**1.8**
Dibenz(a,h)anthracene	ND	390	ug/kg	1.5
Benzo(ghi)perylene	**17 J**	**390**	**ug/kg**	**1.5**

(Continued on next page)

Tetra Tech NUS, Inc

Client Sample ID: DUP-04

GC/MS Semivolatiles

Lot-Sample #...: A7L010179-004 Work Order #...: KC9PX2AD Matrix.....: SO

SURROGATE	PERCENT RECOVERY	RECOVERY LIMITS
Nitrobenzene-d5	65	(24 - 112)
2-Fluorobiphenyl	70	(34 - 110)
Terphenyl-d14	96	(41 - 119)
Phenol-d5	59	(28 - 110)
2-Fluorophenol	60	(26 - 110)
2,4,6-Tribromophenol	87	(10 - 118)

NOTE(S):

Results and reporting limits have been adjusted for dry weight.

J Estimated result. Result is less than RL.

Tetra Tech NUS, Inc

Client Sample ID: DUP-05

GC/MS Semivolatiles

Lot-Sample #...: A7L010179-023	**Work Order #...:** KC9Q51AD	**Matrix.....:** SO	
Date Sampled...: 11/29/07	**Date Received..:** 12/01/07		
Prep Date.....: 12/04/07	**Analysis Date..:** 12/07/07		
Prep Batch #...: 7338057			
Dilution Factor: 1	**Initial Wgt/Vol:** 30.08 g	**Final Wgt/Vol..:** 2 mL	
% Moisture.....: 21	**Method.....:** SW846 8270C		

PARAMETER	RESULT	REPORTING LIMIT	UNITS	MDL
N-Nitrosodimethylamine	ND	420	ug/kg	20
Benzaldehyde	ND	420	ug/kg	26
1,1'-Biphenyl	ND	420	ug/kg	29
Caprolactam	ND	420	ug/kg	47
Acetophenone	ND	84	ug/kg	11
Atrazine	ND	420	ug/kg	26
Phenol	ND	420	ug/kg	32
bis(2-Chloroethyl)-ether	ND	420	ug/kg	2.5
2-Chlorophenol	ND	420	ug/kg	33
2-Methylphenol	ND	420	ug/kg	35
2,2'-oxybis(1-Chloro-propane)	ND	420	ug/kg	33
4-Methylphenol	ND	420	ug/kg	28
N-Nitrosodi-n-propyl-amine	ND	420	ug/kg	29
Hexachloroethane	ND	420	ug/kg	35
Nitrobenzene	ND	420	ug/kg	2.8
Isophorone	ND	420	ug/kg	26
2-Nitrophenol	ND	420	ug/kg	24
2,4-Dimethylphenol	ND	420	ug/kg	25
bis(2-Chloroethoxy) methane	ND	420	ug/kg	28
2,4-Dichlorophenol	ND	420	ug/kg	25
Naphthalene	**65 J**	**420**	**ug/kg**	**2.0**
4-Chloroaniline	ND	420	ug/kg	21
Hexachlorobutadiene	ND	420	ug/kg	33
4-Chloro-3-methylphenol	ND	420	ug/kg	26
2-Methylnaphthalene	**63 J**	**420**	**ug/kg**	**1.9**
Hexachlorocyclopenta-diene	ND	420	ug/kg	20
2,4,6-Trichloro-phenol	ND	420	ug/kg	26
2,4,5-Trichloro-phenol	ND	420	ug/kg	32
2-Chloronaphthalene	ND	420	ug/kg	28
2-Nitroaniline	ND	830	ug/kg	28
Dimethyl phthalate	ND	420	ug/kg	26

(Continued on next page)

Tetra Tech NUS, Inc

Client Sample ID: DUP-05

GC/MS Semivolatiles

Lot-Sample #...: A7L010179-023 **Work Order #...:** KC9Q51AD **Matrix.....:** SO

PARAMETER	RESULT	REPORTING LIMIT	UNITS	MDL
Acenaphthylene	**18 J**	**420**	**ug/kg**	**1.5**
2,6-Dinitrotoluene	ND	420	ug/kg	26
3-Nitroaniline	ND	830	ug/kg	20
Acenaphthene	**35 J**	**420**	**ug/kg**	**1.6**
2,4-Dinitrophenol	ND	830	ug/kg	100
4-Nitrophenol	ND	830	ug/kg	140
Dibenzofuran	**91 J**	**420**	**ug/kg**	**25**
2,4-Dinitrotoluene	ND	420	ug/kg	23
Diethyl phthalate	ND	420	ug/kg	24
4-Chlorophenyl phenyl ether	ND	420	ug/kg	30
Fluorene	**17 J**	**420**	**ug/kg**	**1.5**
4-Nitroaniline	ND	420	ug/kg	33
4,6-Dinitro-2-methylphenol	ND	420	ug/kg	16
N-Nitrosodiphenylamine	ND	420	ug/kg	26
4-Bromophenyl phenyl ether	ND	420	ug/kg	26
Hexachlorobenzene	ND	420	ug/kg	2.6
Pentachlorophenol	ND	420	ug/kg	100
Phenanthrene	**550**	**420**	**ug/kg**	**2.5**
Anthracene	**58 J**	**420**	**ug/kg**	**1.6**
Carbazole	ND	420	ug/kg	24
Di-n-butyl phthalate	ND	420	ug/kg	24
Fluoranthene	**600**	**420**	**ug/kg**	**1.5**
Pyrene	**710**	**420**	**ug/kg**	**1.4**
Butyl benzyl phthalate	ND	420	ug/kg	24
3,3'-Dichlorobenzidine	ND	420	ug/kg	23
Benzo(a)anthracene	**280 J**	**420**	**ug/kg**	**1.2**
Chrysene	**360 J**	**420**	**ug/kg**	**1.1**
bis(2-Ethylhexyl) phthalate	ND	420	ug/kg	23
Di-n-octyl phthalate	ND	420	ug/kg	23
Benzo(b)fluoranthene	**370 J**	**420**	**ug/kg**	**1.5**
Benzo(k)fluoranthene	**150 J**	**420**	**ug/kg**	**2.1**
Benzo(a)pyrene	**310 J**	**420**	**ug/kg**	**1.6**
Indeno(1,2,3-cd)pyrene	**180 J**	**420**	**ug/kg**	**1.9**
Dibenz(a,h)anthracene	**61 J**	**420**	**ug/kg**	**1.6**
Benzo(ghi)perylene	**250 J**	**420**	**ug/kg**	**1.6**

(Continued on next page)

Tetra Tech NUS, Inc

Client Sample ID: DUP-05

GC/MS Semivolatiles

Lot-Sample #...: A7L010179-023 **Work Order #...:** KC9Q51AD **Matrix.....:** SO

SURROGATE	PERCENT RECOVERY	RECOVERY LIMITS
Nitrobenzene-d5	56	(24 - 112)
2-Fluorobiphenyl	58	(34 - 110)
Terphenyl-d14	71	(41 - 119)
Phenol-d5	56	(28 - 110)
2-Fluorophenol	56	(26 - 110)
2,4,6-Tribromophenol	32	(10 - 118)

NOTE(S):

Results and reporting limits have been adjusted for dry weight.

J Estimated result. Result is less than RL.

Tetra Tech NUS, Inc

Client Sample ID: DUP-06

GC/MS Semivolatiles

Lot-Sample #...: A7L010179-024	**Work Order #...:** KC9Q61AD	**Matrix.....:** SO	
Date Sampled...: 11/29/07	**Date Received..:** 12/01/07		
Prep Date.....: 12/04/07	**Analysis Date..:** 12/07/07		
Prep Batch #...: 7338057			
Dilution Factor: 1	**Initial Wgt/Vol:** 30.06 g	**Final Wgt/Vol..:** 2 mL	
% Moisture.....: 15	**Method.....:** SW846 8270C		

PARAMETER	RESULT	REPORTING LIMIT	UNITS	MDL
N-Nitrosodimethylamine	ND	390	ug/kg	19
Benzaldehyde	ND	390	ug/kg	25
1,1'-Biphenyl	ND	390	ug/kg	27
Caprolactam	ND	390	ug/kg	44
Acetophenone	ND	79	ug/kg	11
Atrazine	ND	390	ug/kg	25
Phenol	ND	390	ug/kg	29
bis(2-Chloroethyl)-ether	ND	390	ug/kg	2.4
2-Chlorophenol	ND	390	ug/kg	31
2-Methylphenol	ND	390	ug/kg	33
2,2'-oxybis(1-Chloro-propane)	ND	390	ug/kg	31
4-Methylphenol	ND	390	ug/kg	26
N-Nitrosodi-n-propyl-amine	ND	390	ug/kg	27
Hexachloroethane	ND	390	ug/kg	33
Nitrobenzene	ND	390	ug/kg	2.6
Isophorone	ND	390	ug/kg	25
2-Nitrophenol	ND	390	ug/kg	22
2,4-Dimethylphenol	ND	390	ug/kg	24
bis(2-Chloroethoxy) methane	ND	390	ug/kg	26
2,4-Dichlorophenol	ND	390	ug/kg	24
Naphthalene	ND	390	ug/kg	1.9
4-Chloroaniline	ND	390	ug/kg	20
Hexachlorobutadiene	ND	390	ug/kg	31
4-Chloro-3-methylphenol	ND	390	ug/kg	25
2-Methylnaphthalene	ND	390	ug/kg	1.8
Hexachlorocyclopenta-diene	ND	390	ug/kg	19
2,4,6-Trichloro-phenol	ND	390	ug/kg	25
2,4,5-Trichloro-phenol	ND	390	ug/kg	29
2-Chloronaphthalene	ND	390	ug/kg	26
2-Nitroaniline	ND	780	ug/kg	26
Dimethyl phthalate	ND	390	ug/kg	25

(Continued on next page)

Tetra Tech NUS, Inc

Client Sample ID: DUP-06

GC/MS Semivolatiles

Lot-Sample #...: A7L010179-024 Work Order #...: KC9Q61AD Matrix.....: SO

PARAMETER	RESULT	REPORTING LIMIT	UNITS	MDL
Acenaphthylene	ND	390	ug/kg	1.4
2,6-Dinitrotoluene	ND	390	ug/kg	25
3-Nitroaniline	ND	780	ug/kg	19
Acenaphthene	ND	390	ug/kg	1.5
2,4-Dinitrophenol	ND	780	ug/kg	98
4-Nitrophenol	ND	780	ug/kg	130
Dibenzofuran	ND	390	ug/kg	24
2,4-Dinitrotoluene	ND	390	ug/kg	21
Diethyl phthalate	ND	390	ug/kg	22
4-Chlorophenyl phenyl ether	ND	390	ug/kg	28
Fluorene	ND	390	ug/kg	1.4
4-Nitroaniline	ND	390	ug/kg	31
4,6-Dinitro-2-methylphenol	ND	390	ug/kg	15
N-Nitrosodiphenylamine	ND	390	ug/kg	25
4-Bromophenyl phenyl ether	ND	390	ug/kg	25
Hexachlorobenzene	ND	390	ug/kg	2.5
Pentachlorophenol	ND	390	ug/kg	97
Phenanthrene	ND	390	ug/kg	2.4
Anthracene	ND	390	ug/kg	1.5
Carbazole	ND	390	ug/kg	22
Di-n-butyl phthalate	ND	390	ug/kg	22
Fluoranthene	ND	390	ug/kg	1.4
Pyrene	ND	390	ug/kg	1.3
Butyl benzyl phthalate	ND	390	ug/kg	22
3,3'-Dichlorobenzidine	ND	390	ug/kg	21
Benzo(a)anthracene	ND	390	ug/kg	1.1
Chrysene	ND	390	ug/kg	1.1
bis(2-Ethylhexyl) phthalate	**24 J**	**390**	**ug/kg**	**21**
Di-n-octyl phthalate	ND	390	ug/kg	21
Benzo(b)fluoranthene	ND	390	ug/kg	1.4
Benzo(k)fluoranthene	ND	390	ug/kg	2.0
Benzo(a)pyrene	ND	390	ug/kg	1.5
Indeno(1,2,3-cd)pyrene	ND	390	ug/kg	1.8
Dibenz(a,h)anthracene	ND	390	ug/kg	1.5
Benzo(ghi)perylene	ND	390	ug/kg	1.5

(Continued on next page)

Tetra Tech NUS, Inc

Client Sample ID: DUP-06

GC/MS Semivolatiles

Lot-Sample #...: A7L010179-024 Work Order #...: KC9Q61AD Matrix.....: SO

SURROGATE	PERCENT RECOVERY	RECOVERY LIMITS
Nitrobenzene-d5	62	(24 - 112)
2-Fluorobiphenyl	62	(34 - 110)
Terphenyl-d14	79	(41 - 119)
Phenol-d5	63	(28 - 110)
2-Fluorophenol	64	(26 - 110)
2,4,6-Tribromophenol	41	(10 - 118)

NOTE(S):

Results and reporting limits have been adjusted for dry weight.

J Estimated result. Result is less than RL.

Tetra Tech NUS, Inc

Client Sample ID: SB-510-0001

GC/MS Semivolatiles

Lot-Sample #...:	A7L010179-001	**Work Order #...:**	KC9PQ1A2	**Matrix.....:**	SO
Date Sampled...:	11/28/07 15:25	**Date Received..:**	12/01/07		
Prep Date.....:	12/03/07	**Analysis Date..:**	12/06/07		
Prep Batch #...:	7337292				
Dilution Factor:	1	**Initial Wgt/Vol:**	30.01 g	**Final Wgt/Vol..:**	2 mL
% Moisture.....:	11	**Method.....:**	SW846 8270C		

PARAMETER	RESULT	REPORTING LIMIT	UNITS	MDL
N-Nitrosodimethylamine	ND	370	ug/kg	18
Benzaldehyde	ND	370	ug/kg	23
1,1'-Biphenyl	ND	370	ug/kg	26
Caprolactam	ND	370	ug/kg	41
Acetophenone	ND	75	ug/kg	10
Atrazine	ND	370	ug/kg	23
Phenol	ND	370	ug/kg	28
bis(2-Chloroethyl)-ether	ND	370	ug/kg	2.2
2-Chlorophenol	ND	370	ug/kg	29
2-Methylphenol	ND	370	ug/kg	31
2,2'-oxybis(1-Chloro-propane)	ND	370	ug/kg	29
4-Methylphenol	ND	370	ug/kg	25
N-Nitrosodi-n-propyl-amine	ND	370	ug/kg	26
Hexachloroethane	ND	370	ug/kg	31
Nitrobenzene	ND	370	ug/kg	2.5
Isophorone	ND	370	ug/kg	23
2-Nitrophenol	ND	370	ug/kg	21
2,4-Dimethylphenol	ND	370	ug/kg	22
bis(2-Chloroethoxy) methane	ND	370	ug/kg	25
2,4-Dichlorophenol	ND	370	ug/kg	22
Naphthalene	ND	370	ug/kg	1.8
4-Chloroaniline	ND	370	ug/kg	19
Hexachlorobutadiene	ND	370	ug/kg	29
4-Chloro-3-methylphenol	ND	370	ug/kg	23
2-Methylnaphthalene	ND	370	ug/kg	1.7
Hexachlorocyclopenta-diene	ND	370	ug/kg	18
2,4,6-Trichloro-phenol	ND	370	ug/kg	23
2,4,5-Trichloro-phenol	ND	370	ug/kg	28
2-Chloronaphthalene	ND	370	ug/kg	25
2-Nitroaniline	ND	740	ug/kg	25
Dimethyl phthalate	ND	370	ug/kg	23

(Continued on next page)

Tetra Tech NUS, Inc

Client Sample ID: SB-510-0001

GC/MS Semivolatiles

Lot-Sample #...: A7L010179-001 Work Order #...: KC9PQ1A2 Matrix.....: SO

PARAMETER	RESULT	REPORTING LIMIT	UNITS	MDL
Acenaphthylene	ND	370	ug/kg	1.3
2,6-Dinitrotoluene	ND	370	ug/kg	23
3-Nitroaniline	ND	740	ug/kg	18
Acenaphthene	ND	370	ug/kg	1.5
2,4-Dinitrophenol	ND	740	ug/kg	93
4-Nitrophenol	ND	740	ug/kg	120
Dibenzofuran	ND	370	ug/kg	22
2,4-Dinitrotoluene	ND	370	ug/kg	20
Diethyl phthalate	ND	370	ug/kg	21
4-Chlorophenyl phenyl ether	ND	370	ug/kg	27
Fluorene	ND	370	ug/kg	1.3
4-Nitroaniline	ND	370	ug/kg	29
4,6-Dinitro-2-methylphenol	ND	370	ug/kg	15
N-Nitrosodiphenylamine	ND	370	ug/kg	23
4-Bromophenyl phenyl ether	ND	370	ug/kg	23
Hexachlorobenzene	ND	370	ug/kg	2.3
Pentachlorophenol	ND	370	ug/kg	92
Phenanthrene	**25 J**	**370**	**ug/kg**	**2.2**
Anthracene	ND	370	ug/kg	1.5
Carbazole	ND	370	ug/kg	21
Di-n-butyl phthalate	ND	370	ug/kg	21
Fluoranthene	**57 J**	**370**	**ug/kg**	**1.3**
Pyrene	**44 J**	**370**	**ug/kg**	**1.2**
Butyl benzyl phthalate	ND	370	ug/kg	21
3,3'-Dichlorobenzidine	ND	370	ug/kg	20
Benzo(a)anthracene	**29 J**	**370**	**ug/kg**	**1.1**
Chrysene	**34 J**	**370**	**ug/kg**	**1.0**
bis(2-Ethylhexyl) phthalate	ND	370	ug/kg	20
Di-n-octyl phthalate	ND	370	ug/kg	20
Benzo(b)fluoranthene	**41 J**	**370**	**ug/kg**	**1.3**
Benzo(k)fluoranthene	**15 J**	**370**	**ug/kg**	**1.9**
Benzo(a)pyrene	**23 J**	**370**	**ug/kg**	**1.5**
Indeno(1,2,3-cd)pyrene	**13 J**	**370**	**ug/kg**	**1.7**
Dibenz(a,h)anthracene	ND	370	ug/kg	1.5
Benzo(ghi)perylene	**16 J**	**370**	**ug/kg**	**1.5**

(Continued on next page)

Tetra Tech NUS, Inc

Client Sample ID: SB-510-0001

GC/MS Semivolatiles

Lot-Sample #...: A7L010179-001 **Work Order #...:** KC9PQ1A2 **Matrix.....:** SO

SURROGATE	PERCENT RECOVERY	RECOVERY LIMITS
Nitrobenzene-d5	32	(24 - 112)
2-Fluorobiphenyl	39	(34 - 110)
Terphenyl-d14	96	(41 - 119)
Phenol-d5	51	(28 - 110)
2-Fluorophenol	41	(26 - 110)
2,4,6-Tribromophenol	57	(10 - 118)

NOTE(S):

Results and reporting limits have been adjusted for dry weight.

J Estimated result. Result is less than RL.

Tetra Tech NUS, Inc

Client Sample ID: SB-510-0406

GC/MS Semivolatiles

Lot-Sample #...: A7L010179-002	**Work Order #...:** KC9PT1AD	**Matrix.....:** SO	
Date Sampled...: 11/28/07 15:30	**Date Received..:** 12/01/07		
Prep Date.....: 12/03/07	**Analysis Date..:** 12/05/07		
Prep Batch #...: 7337292			
Dilution Factor: 1	**Initial Wgt/Vol:** 30.05 g	**Final Wgt/Vol..:** 2 mL	
% Moisture.....: 13	**Method.....:** SW846 8270C		

PARAMETER	RESULT	REPORTING LIMIT	UNITS	MDL
N-Nitrosodimethylamine	ND	380	ug/kg	18
Benzaldehyde	ND	380	ug/kg	24
1,1'-Biphenyl	ND	380	ug/kg	26
Caprolactam	ND	380	ug/kg	43
Acetophenone	ND	77	ug/kg	10
Atrazine	ND	380	ug/kg	24
Phenol	ND	380	ug/kg	29
bis(2-Chloroethyl)-ether	ND	380	ug/kg	2.3
2-Chlorophenol	ND	380	ug/kg	30
2-Methylphenol	ND	380	ug/kg	32
2,2'-oxybis(1-Chloro-propane)	ND	380	ug/kg	30
4-Methylphenol	ND	380	ug/kg	25
N-Nitrosodi-n-propyl-amine	ND	380	ug/kg	26
Hexachloroethane	ND	380	ug/kg	32
Nitrobenzene	ND	380	ug/kg	2.5
Isophorone	ND	380	ug/kg	24
2-Nitrophenol	ND	380	ug/kg	22
2,4-Dimethylphenol	ND	380	ug/kg	23
bis(2-Chloroethoxy) methane	ND	380	ug/kg	25
2,4-Dichlorophenol	ND	380	ug/kg	23
Naphthalene	ND	380	ug/kg	1.8
4-Chloroaniline	ND	380	ug/kg	20
Hexachlorobutadiene	ND	380	ug/kg	30
4-Chloro-3-methylphenol	ND	380	ug/kg	24
2-Methylnaphthalene	ND	380	ug/kg	1.7
Hexachlorocyclopenta-diene	ND	380	ug/kg	18
2,4,6-Trichloro-phenol	ND	380	ug/kg	24
2,4,5-Trichloro-phenol	ND	380	ug/kg	29
2-Chloronaphthalene	ND	380	ug/kg	25
2-Nitroaniline	ND	760	ug/kg	25
Dimethyl phthalate	ND	380	ug/kg	24

(Continued on next page)

Tetra Tech NUS, Inc

Client Sample ID: SB-510-0406

GC/MS Semivolatiles

Lot-Sample #...: A7L010179-002 Work Order #...: KC9PT1AD Matrix.....: SO

PARAMETER	RESULT	REPORTING LIMIT	UNITS	MDL
Acenaphthylene	ND	380	ug/kg	1.4
2,6-Dinitrotoluene	ND	380	ug/kg	24
3-Nitroaniline	ND	760	ug/kg	18
Acenaphthene	ND	380	ug/kg	1.5
2,4-Dinitrophenol	ND	760	ug/kg	96
4-Nitrophenol	ND	760	ug/kg	130
Dibenzofuran	ND	380	ug/kg	23
2,4-Dinitrotoluene	ND	380	ug/kg	21
Diethyl phthalate	ND	380	ug/kg	22
4-Chlorophenyl phenyl ether	ND	380	ug/kg	28
Fluorene	ND	380	ug/kg	1.4
4-Nitroaniline	ND	380	ug/kg	30
4,6-Dinitro-2-methylphenol	ND	380	ug/kg	15
N-Nitrosodiphenylamine	ND	380	ug/kg	24
4-Bromophenyl phenyl ether	ND	380	ug/kg	24
Hexachlorobenzene	ND	380	ug/kg	2.4
Pentachlorophenol	ND	380	ug/kg	94
Phenanthrene	ND	380	ug/kg	2.3
Anthracene	ND	380	ug/kg	1.5
Carbazole	ND	380	ug/kg	22
Di-n-butyl phthalate	ND	380	ug/kg	22
Fluoranthene	ND	380	ug/kg	1.4
Pyrene	ND	380	ug/kg	1.3
Butyl benzyl phthalate	ND	380	ug/kg	22
3,3'-Dichlorobenzidine	ND	380	ug/kg	21
Benzo(a)anthracene	ND	380	ug/kg	1.1
Chrysene	ND	380	ug/kg	1.0
bis(2-Ethylhexyl) phthalate	ND	380	ug/kg	21
Di-n-octyl phthalate	ND	380	ug/kg	21
Benzo(b)fluoranthene	ND	380	ug/kg	1.4
Benzo(k)fluoranthene	ND	380	ug/kg	2.0
Benzo(a)pyrene	ND	380	ug/kg	1.5
Indeno(1,2,3-cd)pyrene	ND	380	ug/kg	1.7
Dibenz(a,h)anthracene	ND	380	ug/kg	1.5
Benzo(ghi)perylene	ND	380	ug/kg	1.5

(Continued on next page)

Tetra Tech NUS, Inc

Client Sample ID: SB-510-0406

GC/MS Semivolatiles

Lot-Sample #...: A7L010179-002 Work Order #...: KC9PT1AD Matrix.....: SO

SURROGATE	PERCENT RECOVERY	RECOVERY LIMITS
Nitrobenzene-d5	10 *	(24 - 112)
2-Fluorobiphenyl	21 *	(34 - 110)
Terphenyl-d14	71	(41 - 119)
Phenol-d5	23 *	(28 - 110)
2-Fluorophenol	14 *	(26 - 110)
2,4,6-Tribromophenol	51	(10 - 118)

NOTE(S):

* Surrogate recovery is outside stated control limits.

Results and reporting limits have been adjusted for dry weight.

Tetra Tech NUS, Inc

Client Sample ID: SB-510-0810

GC/MS Semivolatiles

Lot-Sample #...: A7L010179-003 **Work Order #...:** KC9PW1AD **Matrix.....:** SO
Date Sampled...: 11/28/07 15:35 **Date Received..:** 12/01/07
Prep Date.....: 12/03/07 **Analysis Date..:** 12/05/07
Prep Batch #...: 7337292
Dilution Factor: 1 **Initial Wgt/Vol:** 30.02 g **Final Wgt/Vol..:** 2 mL
% Moisture.....: 13 **Method.....:** SW846 8270C

PARAMETER	RESULT	REPORTING LIMIT	UNITS	MDL
N-Nitrosodimethylamine	ND	380	ug/kg	18
Benzaldehyde	ND	380	ug/kg	24
1,1'-Biphenyl	ND	380	ug/kg	27
Caprolactam	ND	380	ug/kg	43
Acetophenone	ND	77	ug/kg	10
Atrazine	ND	380	ug/kg	24
Phenol	ND	380	ug/kg	29
bis(2-Chloroethyl)-ether	ND	380	ug/kg	2.3
2-Chlorophenol	ND	380	ug/kg	30
2-Methylphenol	ND	380	ug/kg	32
2,2'-oxybis(1-Chloro-propane)	ND	380	ug/kg	30
4-Methylphenol	ND	380	ug/kg	25
N-Nitrosodi-n-propyl-amine	ND	380	ug/kg	27
Hexachloroethane	ND	380	ug/kg	32
Nitrobenzene	ND	380	ug/kg	2.5
Isophorone	ND	380	ug/kg	24
2-Nitrophenol	ND	380	ug/kg	22
2,4-Dimethylphenol	ND	380	ug/kg	23
bis(2-Chloroethoxy) methane	ND	380	ug/kg	25
2,4-Dichlorophenol	ND	380	ug/kg	23
Naphthalene	ND	380	ug/kg	1.8
4-Chloroaniline	ND	380	ug/kg	20
Hexachlorobutadiene	ND	380	ug/kg	30
4-Chloro-3-methylphenol	ND	380	ug/kg	24
2-Methylnaphthalene	ND	380	ug/kg	1.7
Hexachlorocyclopenta-diene	ND	380	ug/kg	18
2,4,6-Trichloro-phenol	ND	380	ug/kg	24
2,4,5-Trichloro-phenol	ND	380	ug/kg	29
2-Chloronaphthalene	ND	380	ug/kg	25
2-Nitroaniline	ND	760	ug/kg	25
Dimethyl phthalate	ND	380	ug/kg	24

(Continued on next page)

Tetra Tech NUS, Inc

Client Sample ID: SB-510-0810

GC/MS Semivolatiles

Lot-Sample #...: A7L010179-003 Work Order #...: KC9PW1AD Matrix.....: SO

PARAMETER	RESULT	REPORTING LIMIT	UNITS	MDL
Acenaphthylene	ND	380	ug/kg	1.4
2,6-Dinitrotoluene	ND	380	ug/kg	24
3-Nitroaniline	ND	760	ug/kg	18
Acenaphthene	ND	380	ug/kg	1.5
2,4-Dinitrophenol	ND	760	ug/kg	96
4-Nitrophenol	ND	760	ug/kg	130
Dibenzofuran	ND	380	ug/kg	23
2,4-Dinitrotoluene	ND	380	ug/kg	21
Diethyl phthalate	ND	380	ug/kg	22
4-Chlorophenyl phenyl ether	ND	380	ug/kg	28
Fluorene	ND	380	ug/kg	1.4
4-Nitroaniline	ND	380	ug/kg	30
4,6-Dinitro-2-methylphenol	ND	380	ug/kg	15
N-Nitrosodiphenylamine	ND	380	ug/kg	24
4-Bromophenyl phenyl ether	ND	380	ug/kg	24
Hexachlorobenzene	ND	380	ug/kg	2.4
Pentachlorophenol	ND	380	ug/kg	95
Phenanthrene	**25 J**	**380**	**ug/kg**	**2.3**
Anthracene	ND	380	ug/kg	1.5
Carbazole	ND	380	ug/kg	22
Di-n-butyl phthalate	ND	380	ug/kg	22
Fluoranthene	**78 J**	**380**	**ug/kg**	**1.4**
Pyrene	**59 J**	**380**	**ug/kg**	**1.3**
Butyl benzyl phthalate	ND	380	ug/kg	22
3,3'-Dichlorobenzidine	ND	380	ug/kg	21
Benzo(a)anthracene	**34 J**	**380**	**ug/kg**	**1.1**
Chrysene	**42 J**	**380**	**ug/kg**	**1.0**
bis(2-Ethylhexyl) phthalate	ND	380	ug/kg	21
Di-n-octyl phthalate	ND	380	ug/kg	21
Benzo(b)fluoranthene	**64 J**	**380**	**ug/kg**	**1.4**
Benzo(k)fluoranthene	**18 J**	**380**	**ug/kg**	**2.0**
Benzo(a)pyrene	**34 J**	**380**	**ug/kg**	**1.5**
Indeno(1,2,3-cd)pyrene	**24 J**	**380**	**ug/kg**	**1.7**
Dibenz(a,h)anthracene	ND	380	ug/kg	1.5
Benzo(ghi)perylene	**27 J**	**380**	**ug/kg**	**1.5**

(Continued on next page)

Tetra Tech NUS, Inc

Client Sample ID: SB-510-0810

GC/MS Semivolatiles

Lot-Sample #...: A7L010179-003 **Work Order #...:** KC9PW1AD **Matrix.....:** SO

SURROGATE	PERCENT RECOVERY	RECOVERY LIMITS
Nitrobenzene-d5	41	(24 - 112)
2-Fluorobiphenyl	38	(34 - 110)
Terphenyl-d14	68	(41 - 119)
Phenol-d5	52	(28 - 110)
2-Fluorophenol	51	(26 - 110)
2,4,6-Tribromophenol	55	(10 - 118)

NOTE(S):

Results and reporting limits have been adjusted for dry weight.

J Estimated result. Result is less than RL.

Tetra Tech NUS, Inc

Client Sample ID: DUP-04

GC/MS Semivolatiles

Lot-Sample #...:	A7L010179-004	**Work Order #...:**	KC9PX2AD	**Matrix.....:**	SO
Date Sampled...:	11/28/07	**Date Received..:**	12/01/07		
Prep Date.....:	12/07/07	**Analysis Date..:**	12/12/07		
Prep Batch #...:	7341037				
Dilution Factor:	1	**Initial Wgt/Vol:**	30.11 g	**Final Wgt/Vol..:**	2 mL
% Moisture.....:	14	**Method.....:**	SW846 8270C		

PARAMETER	RESULT	REPORTING LIMIT	UNITS	MDL
N-Nitrosodimethylamine	ND	390	ug/kg	19
Benzaldehyde	ND	390	ug/kg	25
1,1'-Biphenyl	ND	390	ug/kg	27
Caprolactam	ND	390	ug/kg	43
Acetophenone	ND	78	ug/kg	11
Atrazine	ND	390	ug/kg	25
Phenol	ND	390	ug/kg	29
bis(2-Chloroethyl)-ether	ND	390	ug/kg	2.3
2-Chlorophenol	ND	390	ug/kg	30
2-Methylphenol	ND	390	ug/kg	33
2,2'-oxybis(1-Chloro-propane)	ND	390	ug/kg	30
4-Methylphenol	ND	390	ug/kg	26
N-Nitrosodi-n-propyl-amine	ND	390	ug/kg	27
Hexachloroethane	ND	390	ug/kg	33
Nitrobenzene	ND	390	ug/kg	2.6
Isophorone	ND	390	ug/kg	25
2-Nitrophenol	ND	390	ug/kg	22
2,4-Dimethylphenol	ND	390	ug/kg	23
bis(2-Chloroethoxy) methane	ND	390	ug/kg	26
2,4-Dichlorophenol	ND	390	ug/kg	23
Naphthalene	ND	390	ug/kg	1.9
4-Chloroaniline	ND	390	ug/kg	20
Hexachlorobutadiene	ND	390	ug/kg	30
4-Chloro-3-methylphenol	ND	390	ug/kg	25
2-Methylnaphthalene	ND	390	ug/kg	1.8
Hexachlorocyclopenta-diene	ND	390	ug/kg	19
2,4,6-Trichloro-phenol	ND	390	ug/kg	25
2,4,5-Trichloro-phenol	ND	390	ug/kg	29
2-Chloronaphthalene	ND	390	ug/kg	26
2-Nitroaniline	ND	770	ug/kg	26
Dimethyl phthalate	ND	390	ug/kg	25

(Continued on next page)

Tetra Tech NUS, Inc

Client Sample ID: SB-511-0001

GC/MS Semivolatiles

Lot-Sample #...:	A7L010179-005	**Work Order #...:**	KC9P02AD	**Matrix.....:**	SO
Date Sampled...:	11/29/07 08:20	**Date Received..:**	12/01/07		
Prep Date.....:	12/07/07	**Analysis Date..:**	12/12/07		
Prep Batch #...:	7341037				
Dilution Factor:	1	**Initial Wgt/Vol:**	30 g	**Final Wgt/Vol..:**	2 mL
% Moisture.....:	13	**Method.....:**	SW846 8270C		

PARAMETER	RESULT	REPORTING LIMIT	UNITS	MDL
N-Nitrosodimethylamine	ND	380	ug/kg	18
Benzaldehyde	ND	380	ug/kg	24
1,1'-Biphenyl	ND	380	ug/kg	26
Caprolactam	ND	380	ug/kg	42
Acetophenone	ND	76	ug/kg	10
Atrazine	ND	380	ug/kg	24
Phenol	ND	380	ug/kg	29
bis(2-Chloroethyl)-ether	ND	380	ug/kg	2.3
2-Chlorophenol	ND	380	ug/kg	30
2-Methylphenol	ND	380	ug/kg	32
2,2'-oxybis(1-Chloro-propane)	ND	380	ug/kg	30
4-Methylphenol	ND	380	ug/kg	25
N-Nitrosodi-n-propyl-amine	ND	380	ug/kg	26
Hexachloroethane	ND	380	ug/kg	32
Nitrobenzene	ND	380	ug/kg	2.5
Isophorone	ND	380	ug/kg	24
2-Nitrophenol	ND	380	ug/kg	22
2,4-Dimethylphenol	ND	380	ug/kg	23
bis(2-Chloroethoxy) methane	ND	380	ug/kg	25
2,4-Dichlorophenol	ND	380	ug/kg	23
Naphthalene	ND	380	ug/kg	1.8
4-Chloroaniline	ND	380	ug/kg	19
Hexachlorobutadiene	ND	380	ug/kg	30
4-Chloro-3-methylphenol	ND	380	ug/kg	24
2-Methylnaphthalene	ND	380	ug/kg	1.7
Hexachlorocyclopenta-diene	ND	380	ug/kg	18
2,4,6-Trichloro-phenol	ND	380	ug/kg	24
2,4,5-Trichloro-phenol	ND	380	ug/kg	29
2-Chloronaphthalene	ND	380	ug/kg	25
2-Nitroaniline	ND	760	ug/kg	25
Dimethyl phthalate	ND	380	ug/kg	24

(Continued on next page)

Tetra Tech NUS, Inc

Client Sample ID: SB-511-0001

GC/MS Semivolatiles

Lot-Sample #...: A7L010179-005 Work Order #...: KC9P02AD Matrix.....: SO

PARAMETER	RESULT	REPORTING LIMIT	UNITS	MDL
Acenaphthylene	ND	380	ug/kg	1.4
2,6-Dinitrotoluene	ND	380	ug/kg	24
3-Nitroaniline	ND	760	ug/kg	18
Acenaphthene	ND	380	ug/kg	1.5
2,4-Dinitrophenol	ND	760	ug/kg	95
4-Nitrophenol	ND	760	ug/kg	130
Dibenzofuran	ND	380	ug/kg	23
2,4-Dinitrotoluene	ND	380	ug/kg	21
Diethyl phthalate	ND	380	ug/kg	22
4-Chlorophenyl phenyl ether	ND	380	ug/kg	27
Fluorene	ND	380	ug/kg	1.4
4-Nitroaniline	ND	380	ug/kg	30
4,6-Dinitro-2-methylphenol	ND	380	ug/kg	15
N-Nitrosodiphenylamine	ND	380	ug/kg	24
4-Bromophenyl phenyl ether	ND	380	ug/kg	24
Hexachlorobenzene	ND	380	ug/kg	2.4
Pentachlorophenol	ND	380	ug/kg	94
Phenanthrene	**29 J**	**380**	**ug/kg**	**2.3**
Anthracene	ND	380	ug/kg	1.5
Carbazole	ND	380	ug/kg	22
Di-n-butyl phthalate	ND	380	ug/kg	22
Fluoranthene	**120 J**	**380**	**ug/kg**	**1.4**
Pyrene	**83 J**	**380**	**ug/kg**	**1.3**
Butyl benzyl phthalate	ND	380	ug/kg	22
3,3'-Dichlorobenzidine	ND	380	ug/kg	21
Benzo(a)anthracene	**59 J**	**380**	**ug/kg**	**1.1**
Chrysene	**75 J**	**380**	**ug/kg**	**1.0**
bis(2-Ethylhexyl) phthalate	ND	380	ug/kg	21
Di-n-octyl phthalate	ND	380	ug/kg	21
Benzo(b)fluoranthene	**100 J**	**380**	**ug/kg**	**1.4**
Benzo(k)fluoranthene	**55 J**	**380**	**ug/kg**	**1.9**
Benzo(a)pyrene	**62 J**	**380**	**ug/kg**	**1.5**
Indeno(1,2,3-cd)pyrene	**47 J**	**380**	**ug/kg**	**1.7**
Dibenz(a,h)anthracene	**14 J**	**380**	**ug/kg**	**1.5**
Benzo(ghi)perylene	**55 J**	**380**	**ug/kg**	**1.5**

(Continued on next page)

Tetra Tech NUS, Inc

Client Sample ID: SB-511-0001

GC/MS Semivolatiles

Lot-Sample #...: A7L010179-005 Work Order #...: KC9P02AD Matrix.....: SO

SURROGATE	PERCENT RECOVERY	RECOVERY LIMITS
Nitrobenzene-d5	36	(24 - 112)
2-Fluorobiphenyl	55	(34 - 110)
Terphenyl-d14	82	(41 - 119)
Phenol-d5	40	(28 - 110)
2-Fluorophenol	33	(26 - 110)
2,4,6-Tribromophenol	68	(10 - 118)

NOTE(S):

Results and reporting limits have been adjusted for dry weight.

J Estimated result. Result is less than RL.

Tetra Tech NUS, Inc

Client Sample ID: SB-511-0406

GC/MS Semivolatiles

Lot-Sample #...: A7L010179-006 **Work Order #...:** KC9P12AD **Matrix.....:** SO
Date Sampled...: 11/29/07 08:25 **Date Received..:** 12/01/07
Prep Date.....: 12/07/07 **Analysis Date..:** 12/12/07
Prep Batch #...: 7341037
Dilution Factor: 1 **Initial Wgt/Vol:** 30 g **Final Wgt/Vol..:** 2 mL
% Moisture.....: 15 **Method.....:** SW846 8270C

PARAMETER	RESULT	REPORTING LIMIT	UNITS	MDL
N-Nitrosodimethylamine	ND	390	ug/kg	19
Benzaldehyde	ND	390	ug/kg	25
1,1'-Biphenyl	ND	390	ug/kg	27
Caprolactam	ND	390	ug/kg	43
Acetophenone	ND	78	ug/kg	11
Atrazine	ND	390	ug/kg	25
Phenol	ND	390	ug/kg	29
bis(2-Chloroethyl)-ether	ND	390	ug/kg	2.3
2-Chlorophenol	ND	390	ug/kg	30
2-Methylphenol	ND	390	ug/kg	33
2,2'-oxybis(1-Chloro-propane)	ND	390	ug/kg	30
4-Methylphenol	ND	390	ug/kg	26
N-Nitrosodi-n-propyl-amine	ND	390	ug/kg	27
Hexachloroethane	ND	390	ug/kg	33
Nitrobenzene	ND	390	ug/kg	2.6
Isophorone	ND	390	ug/kg	25
2-Nitrophenol	ND	390	ug/kg	22
2,4-Dimethylphenol	ND	390	ug/kg	23
bis(2-Chloroethoxy) methane	ND	390	ug/kg	26
2,4-Dichlorophenol	ND	390	ug/kg	23
Naphthalene	ND	390	ug/kg	1.9
4-Chloroaniline	ND	390	ug/kg	20
Hexachlorobutadiene	ND	390	ug/kg	30
4-Chloro-3-methylphenol	ND	390	ug/kg	25
2-Methylnaphthalene	ND	390	ug/kg	1.8
Hexachlorocyclopenta-diene	ND	390	ug/kg	19
2,4,6-Trichloro-phenol	ND	390	ug/kg	25
2,4,5-Trichloro-phenol	ND	390	ug/kg	29
2-Chloronaphthalene	ND	390	ug/kg	26
2-Nitroaniline	ND	770	ug/kg	26
Dimethyl phthalate	ND	390	ug/kg	25

(Continued on next page)

Tetra Tech NUS, Inc

Client Sample ID: SB-511-0406

GC/MS Semivolatiles

Lot-Sample #...: A7L010179-006 **Work Order #...:** KC9P12AD **Matrix.....:** SO

PARAMETER	RESULT	REPORTING LIMIT	UNITS	MDL
Acenaphthylene	ND	390	ug/kg	1.4
2,6-Dinitrotoluene	ND	390	ug/kg	25
3-Nitroaniline	ND	770	ug/kg	19
Acenaphthene	ND	390	ug/kg	1.5
2,4-Dinitrophenol	ND	770	ug/kg	97
4-Nitrophenol	ND	770	ug/kg	130
Dibenzofuran	ND	390	ug/kg	23
2,4-Dinitrotoluene	ND	390	ug/kg	21
Diethyl phthalate	ND	390	ug/kg	22
4-Chlorophenyl phenyl ether	ND	390	ug/kg	28
Fluorene	ND	390	ug/kg	1.4
4-Nitroaniline	ND	390	ug/kg	30
4,6-Dinitro-2-methylphenol	ND	390	ug/kg	15
N-Nitrosodiphenylamine	ND	390	ug/kg	25
4-Bromophenyl phenyl ether	ND	390	ug/kg	25
Hexachlorobenzene	ND	390	ug/kg	2.5
Pentachlorophenol	ND	390	ug/kg	96
Phenanthrene	ND	390	ug/kg	2.3
Anthracene	ND	390	ug/kg	1.5
Carbazole	ND	390	ug/kg	22
Di-n-butyl phthalate	ND	390	ug/kg	22
Fluoranthene	**12 J**	**390**	**ug/kg**	**1.4**
Pyrene	**9.2 J**	**390**	**ug/kg**	**1.3**
Butyl benzyl phthalate	ND	390	ug/kg	22
3,3'-Dichlorobenzidine	ND	390	ug/kg	21
Benzo(a)anthracene	**8.8 J**	**390**	**ug/kg**	**1.1**
Chrysene	**8.7 J**	**390**	**ug/kg**	**1.1**
bis(2-Ethylhexyl) phthalate	ND	390	ug/kg	21
Di-n-octyl phthalate	ND	390	ug/kg	21
Benzo(b)fluoranthene	**9.8 J**	**390**	**ug/kg**	**1.4**
Benzo(k)fluoranthene	ND	390	ug/kg	2.0
Benzo(a)pyrene	ND	390	ug/kg	1.5
Indeno(1,2,3-cd)pyrene	ND	390	ug/kg	1.8
Dibenz(a,h)anthracene	ND	390	ug/kg	1.5
Benzo(ghi)perylene	ND	390	ug/kg	1.5

(Continued on next page)

Tetra Tech NUS, Inc

Client Sample ID: SB-511-0406

GC/MS Semivolatiles

Lot-Sample #...: A7L010179-006 **Work Order #...:** KC9P12AD **Matrix.....:** SO

SURROGATE	PERCENT RECOVERY	RECOVERY LIMITS
Nitrobenzene-d5	43	(24 - 112)
2-Fluorobiphenyl	58	(34 - 110)
Terphenyl-d14	82	(41 - 119)
Phenol-d5	47	(28 - 110)
2-Fluorophenol	44	(26 - 110)
2,4,6-Tribromophenol	74	(10 - 118)

NOTE(S):

Results and reporting limits have been adjusted for dry weight.

J Estimated result. Result is less than RL.

Tetra Tech NUS, Inc

Client Sample ID: SB-511-0810

GC/MS Semivolatiles

Lot-Sample #...:	A7L010179-007	**Work Order #...:**	KC9P22AD	**Matrix.....:**	SO
Date Sampled...:	11/29/07 08:30	**Date Received..:**	12/01/07		
Prep Date.....:	12/07/07	**Analysis Date..:**	12/11/07		
Prep Batch #...:	7341037				
Dilution Factor:	1	**Initial Wgt/Vol:**	30.01 g	**Final Wgt/Vol..:**	2 mL
% Moisture.....:	20	**Method.....:**	SW846 8270C		

PARAMETER	RESULT	REPORTING LIMIT	UNITS	MDL
N-Nitrosodimethylamine	ND	410	ug/kg	20
Benzaldehyde	ND	410	ug/kg	26
1,1'-Biphenyl	ND	410	ug/kg	29
Caprolactam	ND	410	ug/kg	46
Acetophenone	ND	83	ug/kg	11
Atrazine	ND	410	ug/kg	26
Phenol	ND	410	ug/kg	31
bis(2-Chloroethyl)-ether	ND	410	ug/kg	2.5
2-Chlorophenol	ND	410	ug/kg	33
2-Methylphenol	ND	410	ug/kg	35
2,2'-oxybis(1-Chloro-propane)	ND	410	ug/kg	33
4-Methylphenol	ND	410	ug/kg	28
N-Nitrosodi-n-propyl-amine	ND	410	ug/kg	29
Hexachloroethane	ND	410	ug/kg	35
Nitrobenzene	ND	410	ug/kg	2.8
Isophorone	ND	410	ug/kg	26
2-Nitrophenol	ND	410	ug/kg	24
2,4-Dimethylphenol	ND	410	ug/kg	25
bis(2-Chloroethoxy) methane	ND	410	ug/kg	28
2,4-Dichlorophenol	ND	410	ug/kg	25
Naphthalene	ND	410	ug/kg	2.0
4-Chloroaniline	ND	410	ug/kg	21
Hexachlorobutadiene	ND	410	ug/kg	33
4-Chloro-3-methylphenol	ND	410	ug/kg	26
2-Methylnaphthalene	ND	410	ug/kg	1.9
Hexachlorocyclopenta-diene	ND	410	ug/kg	20
2,4,6-Trichloro-phenol	ND	410	ug/kg	26
2,4,5-Trichloro-phenol	ND	410	ug/kg	31
2-Chloronaphthalene	ND	410	ug/kg	28
2-Nitroaniline	ND	830	ug/kg	28
Dimethyl phthalate	ND	410	ug/kg	26

(Continued on next page)

Tetra Tech NUS, Inc

Client Sample ID: SB-511-0810

GC/MS Semivolatiles

Lot-Sample #...: A7L010179-007 **Work Order #...:** KC9P22AD **Matrix.....:** SO

PARAMETER	RESULT	REPORTING LIMIT	UNITS	MDL
Acenaphthylene	ND	410	ug/kg	1.5
2,6-Dinitrotoluene	ND	410	ug/kg	26
3-Nitroaniline	ND	830	ug/kg	20
Acenaphthene	ND	410	ug/kg	1.6
2,4-Dinitrophenol	ND	830	ug/kg	100
4-Nitrophenol	ND	830	ug/kg	140
Dibenzofuran	ND	410	ug/kg	25
2,4-Dinitrotoluene	ND	410	ug/kg	23
Diethyl phthalate	ND	410	ug/kg	24
4-Chlorophenyl phenyl ether	ND	410	ug/kg	30
Fluorene	ND	410	ug/kg	1.5
4-Nitroaniline	ND	410	ug/kg	33
4,6-Dinitro-2-methylphenol	ND	410	ug/kg	16
N-Nitrosodiphenylamine	ND	410	ug/kg	26
4-Bromophenyl phenyl ether	ND	410	ug/kg	26
Hexachlorobenzene	ND	410	ug/kg	2.6
Pentachlorophenol	ND	410	ug/kg	100
Phenanthrene	ND	410	ug/kg	2.5
Anthracene	ND	410	ug/kg	1.6
Carbazole	ND	410	ug/kg	24
Di-n-butyl phthalate	ND	410	ug/kg	24
Fluoranthene	**9.2 J**	**410**	**ug/kg**	**1.5**
Pyrene	ND	410	ug/kg	1.4
Butyl benzyl phthalate	ND	410	ug/kg	24
3,3'-Dichlorobenzidine	ND	410	ug/kg	23
Benzo(a)anthracene	ND	410	ug/kg	1.2
Chrysene	ND	410	ug/kg	1.1
bis(2-Ethylhexyl) phthalate	ND	410	ug/kg	23
Di-n-octyl phthalate	ND	410	ug/kg	23
Benzo(b)fluoranthene	ND	410	ug/kg	1.5
Benzo(k)fluoranthene	ND	410	ug/kg	2.1
Benzo(a)pyrene	ND	410	ug/kg	1.6
Indeno(1,2,3-cd)pyrene	ND	410	ug/kg	1.9
Dibenz(a,h)anthracene	ND	410	ug/kg	1.6
Benzo(ghi)perylene	ND	410	ug/kg	1.6

(Continued on next page)

Tetra Tech NUS, Inc

Client Sample ID: SB-511-0810

GC/MS Semivolatiles

Lot-Sample #...: A7L010179-007 **Work Order #...:** KC9P22AD **Matrix.....:** SO

SURROGATE	PERCENT RECOVERY	RECOVERY LIMITS
Nitrobenzene-d5	74	(24 - 112)
2-Fluorobiphenyl	73	(34 - 110)
Terphenyl-d14	99	(41 - 119)
Phenol-d5	63	(28 - 110)
2-Fluorophenol	68	(26 - 110)
2,4,6-Tribromophenol	91	(10 - 118)

NOTE(S):

Results and reporting limits have been adjusted for dry weight.

J Estimated result. Result is less than RL.

Tetra Tech NUS, Inc

Client Sample ID: SB-512-0001

GC/MS Semivolatiles

Lot-Sample #...: A7L010179-008	**Work Order #...:** KC9P31AD	**Matrix.....:** SO	
Date Sampled...: 11/29/07 09:55	**Date Received..:** 12/01/07		
Prep Date.....: 12/03/07	**Analysis Date..:** 12/05/07		
Prep Batch #...: 7337292			
Dilution Factor: 1	**Initial Wgt/Vol:** 30.05 g	**Final Wgt/Vol..:** 2 mL	
% Moisture.....: 11	**Method.....:** SW846 8270C		

PARAMETER	RESULT	REPORTING LIMIT	UNITS	MDL
N-Nitrosodimethylamine	ND	370	ug/kg	18
Benzaldehyde	ND	370	ug/kg	24
1,1'-Biphenyl	ND	370	ug/kg	26
Caprolactam	ND	370	ug/kg	42
Acetophenone	ND	75	ug/kg	10
Atrazine	ND	370	ug/kg	24
Phenol	ND	370	ug/kg	28
bis(2-Chloroethyl)-ether	ND	370	ug/kg	2.3
2-Chlorophenol	ND	370	ug/kg	29
2-Methylphenol	ND	370	ug/kg	32
2,2'-oxybis(1-Chloro-propane)	ND	370	ug/kg	29
4-Methylphenol	ND	370	ug/kg	25
N-Nitrosodi-n-propyl-amine	ND	370	ug/kg	26
Hexachloroethane	ND	370	ug/kg	32
Nitrobenzene	ND	370	ug/kg	2.5
Isophorone	ND	370	ug/kg	24
2-Nitrophenol	ND	370	ug/kg	21
2,4-Dimethylphenol	ND	370	ug/kg	23
bis(2-Chloroethoxy) methane	ND	370	ug/kg	25
2,4-Dichlorophenol	ND	370	ug/kg	23
Naphthalene	ND	370	ug/kg	1.8
4-Chloroaniline	ND	370	ug/kg	19
Hexachlorobutadiene	ND	370	ug/kg	29
4-Chloro-3-methylphenol	ND	370	ug/kg	24
2-Methylnaphthalene	ND	370	ug/kg	1.7
Hexachlorocyclopenta-diene	ND	370	ug/kg	18
2,4,6-Trichloro-phenol	ND	370	ug/kg	24
2,4,5-Trichloro-phenol	ND	370	ug/kg	28
2-Chloronaphthalene	ND	370	ug/kg	25
2-Nitroaniline	ND	750	ug/kg	25
Dimethyl phthalate	ND	370	ug/kg	24

(Continued on next page)

Tetra Tech NUS, Inc

Client Sample ID: SB-512-0001

GC/MS Semivolatiles

Lot-Sample #...: A7L010179-008 Work Order #...: KC9P31AD Matrix.....: SO

PARAMETER	RESULT	REPORTING LIMIT	UNITS	MDL
Acenaphthylene	ND	370	ug/kg	1.4
2,6-Dinitrotoluene	ND	370	ug/kg	24
3-Nitroaniline	ND	750	ug/kg	18
Acenaphthene	ND	370	ug/kg	1.5
2,4-Dinitrophenol	ND	750	ug/kg	94
4-Nitrophenol	ND	750	ug/kg	120
Dibenzofuran	ND	370	ug/kg	23
2,4-Dinitrotoluene	ND	370	ug/kg	20
Diethyl phthalate	ND	370	ug/kg	21
4-Chlorophenyl phenyl ether	ND	370	ug/kg	27
Fluorene	ND	370	ug/kg	1.4
4-Nitroaniline	ND	370	ug/kg	29
4,6-Dinitro-2-methylphenol	ND	370	ug/kg	15
N-Nitrosodiphenylamine	ND	370	ug/kg	24
4-Bromophenyl phenyl ether	ND	370	ug/kg	24
Hexachlorobenzene	ND	370	ug/kg	2.4
Pentachlorophenol	ND	370	ug/kg	93
Phenanthrene	**59 J**	**370**	**ug/kg**	**2.3**
Anthracene	ND	370	ug/kg	1.5
Carbazole	ND	370	ug/kg	21
Di-n-butyl phthalate	ND	370	ug/kg	21
Fluoranthene	**61 J**	**370**	**ug/kg**	**1.4**
Pyrene	**47 J**	**370**	**ug/kg**	**1.2**
Butyl benzyl phthalate	ND	370	ug/kg	21
3,3'-Dichlorobenzidine	ND	370	ug/kg	20
Benzo(a)anthracene	**22 J**	**370**	**ug/kg**	**1.1**
Chrysene	**24 J**	**370**	**ug/kg**	**1.0**
bis(2-Ethylhexyl) phthalate	ND	370	ug/kg	20
Di-n-octyl phthalate	ND	370	ug/kg	20
Benzo(b)fluoranthene	**37 J**	**370**	**ug/kg**	**1.4**
Benzo(k)fluoranthene	ND	370	ug/kg	1.9
Benzo(a)pyrene	**17 J**	**370**	**ug/kg**	**1.5**
Indeno(1,2,3-cd)pyrene	**14 J**	**370**	**ug/kg**	**1.7**
Dibenz(a,h)anthracene	ND	370	ug/kg	1.5
Benzo(ghi)perylene	**16 J**	**370**	**ug/kg**	**1.5**

(Continued on next page)

Tetra Tech NUS, Inc

Client Sample ID: SB-512-0001

GC/MS Semivolatiles

Lot-Sample #...: A7L010179-008 **Work Order #...:** KC9P31AD **Matrix.....:** SO

SURROGATE	PERCENT RECOVERY	RECOVERY LIMITS
Nitrobenzene-d5	28	(24 - 112)
2-Fluorobiphenyl	34	(34 - 110)
Terphenyl-d14	69	(41 - 119)
Phenol-d5	40	(28 - 110)
2-Fluorophenol	37	(26 - 110)
2,4,6-Tribromophenol	44	(10 - 118)

NOTE(S):

Results and reporting limits have been adjusted for dry weight.

J Estimated result. Result is less than RL.

Tetra Tech NUS, Inc

Client Sample ID: SB-512-0406

GC/MS Semivolatiles

Lot-Sample #...:	A7L010179-009	**Work Order #...:**	KC9P62AD	**Matrix.....:**	SO
Date Sampled...:	11/29/07 10:00	**Date Received..:**	12/01/07		
Prep Date.....:	12/07/07	**Analysis Date..:**	12/11/07		
Prep Batch #...:	7341037				
Dilution Factor:	1	**Initial Wgt/Vol:**	30.12 g	**Final Wgt/Vol..:**	2 mL
% Moisture.....:	12	**Method.....:**	SW846 8270C		

PARAMETER	RESULT	REPORTING LIMIT	UNITS	MDL
N-Nitrosodimethylamine	ND	380	ug/kg	18
Benzaldehyde	ND	380	ug/kg	24
1,1'-Biphenyl	ND	380	ug/kg	26
Caprolactam	ND	380	ug/kg	42
Acetophenone	ND	76	ug/kg	10
Atrazine	ND	380	ug/kg	24
Phenol	ND	380	ug/kg	29
bis(2-Chloroethyl)-ether	ND	380	ug/kg	2.3
2-Chlorophenol	ND	380	ug/kg	30
2-Methylphenol	ND	380	ug/kg	32
2,2'-oxybis(1-Chloro-propane)	ND	380	ug/kg	30
4-Methylphenol	ND	380	ug/kg	25
N-Nitrosodi-n-propyl-amine	ND	380	ug/kg	26
Hexachloroethane	ND	380	ug/kg	32
Nitrobenzene	ND	380	ug/kg	2.5
Isophorone	ND	380	ug/kg	24
2-Nitrophenol	ND	380	ug/kg	22
2,4-Dimethylphenol	ND	380	ug/kg	23
bis(2-Chloroethoxy) methane	ND	380	ug/kg	25
2,4-Dichlorophenol	ND	380	ug/kg	23
Naphthalene	ND	380	ug/kg	1.8
4-Chloroaniline	ND	380	ug/kg	19
Hexachlorobutadiene	ND	380	ug/kg	30
4-Chloro-3-methylphenol	ND	380	ug/kg	24
2-Methylnaphthalene	ND	380	ug/kg	1.7
Hexachlorocyclopenta-diene	ND	380	ug/kg	18
2,4,6-Trichloro-phenol	ND	380	ug/kg	24
2,4,5-Trichloro-phenol	ND	380	ug/kg	29
2-Chloronaphthalene	ND	380	ug/kg	25
2-Nitroaniline	ND	750	ug/kg	25
Dimethyl phthalate	ND	380	ug/kg	24

(Continued on next page)

Tetra Tech NUS, Inc

Client Sample ID: SB-512-0406

GC/MS Semivolatiles

Lot-Sample #...: A7L010179-009 **Work Order #...:** KC9P62AD **Matrix.....:** SO

PARAMETER	RESULT	REPORTING LIMIT	UNITS	MDL
Acenaphthylene	ND	380	ug/kg	1.4
2,6-Dinitrotoluene	ND	380	ug/kg	24
3-Nitroaniline	ND	750	ug/kg	18
Acenaphthene	ND	380	ug/kg	1.5
2,4-Dinitrophenol	ND	750	ug/kg	95
4-Nitrophenol	ND	750	ug/kg	130
Dibenzofuran	ND	380	ug/kg	23
2,4-Dinitrotoluene	ND	380	ug/kg	21
Diethyl phthalate	ND	380	ug/kg	22
4-Chlorophenyl phenyl ether	ND	380	ug/kg	27
Fluorene	ND	380	ug/kg	1.4
4-Nitroaniline	ND	380	ug/kg	30
4,6-Dinitro-2-methylphenol	ND	380	ug/kg	15
N-Nitrosodiphenylamine	ND	380	ug/kg	24
4-Bromophenyl phenyl ether	ND	380	ug/kg	24
Hexachlorobenzene	ND	380	ug/kg	2.4
Pentachlorophenol	ND	380	ug/kg	94
Phenanthrene	ND	380	ug/kg	2.3
Anthracene	ND	380	ug/kg	1.5
Carbazole	ND	380	ug/kg	22
Di-n-butyl phthalate	ND	380	ug/kg	22
Fluoranthene	ND	380	ug/kg	1.4
Pyrene	ND	380	ug/kg	1.3
Butyl benzyl phthalate	ND	380	ug/kg	22
3,3'-Dichlorobenzidine	ND	380	ug/kg	21
Benzo(a)anthracene	ND	380	ug/kg	1.1
Chrysene	ND	380	ug/kg	1.0
bis(2-Ethylhexyl) phthalate	ND	380	ug/kg	21
Di-n-octyl phthalate	ND	380	ug/kg	21
Benzo(b)fluoranthene	ND	380	ug/kg	1.4
Benzo(k)fluoranthene	ND	380	ug/kg	1.9
Benzo(a)pyrene	ND	380	ug/kg	1.5
Indeno(1,2,3-cd)pyrene	ND	380	ug/kg	1.7
Dibenz(a,h)anthracene	ND	380	ug/kg	1.5
Benzo(ghi)perylene	ND	380	ug/kg	1.5

(Continued on next page)

Tetra Tech NUS, Inc

Client Sample ID: SB-512-0406

GC/MS Semivolatiles

Lot-Sample #...: A7L010179-009 **Work Order #...:** KC9P62AD **Matrix.....:** SO

SURROGATE	PERCENT RECOVERY	RECOVERY LIMITS
Nitrobenzene-d5	65	(24 - 112)
2-Fluorobiphenyl	66	(34 - 110)
Terphenyl-d14	91	(41 - 119)
Phenol-d5	60	(28 - 110)
2-Fluorophenol	62	(26 - 110)
2,4,6-Tribromophenol	85	(10 - 118)

NOTE(S):

Results and reporting limits have been adjusted for dry weight.

Tetra Tech NUS, Inc

Client Sample ID: SB-512-0810

GC/MS Semivolatiles

Lot-Sample #...: A7L010179-010 **Work Order #...:** KC9P71AD **Matrix.....:** SO
Date Sampled...: 11/29/07 10:05 **Date Received..:** 12/01/07
Prep Date.....: 12/03/07 **Analysis Date..:** 12/05/07
Prep Batch #...: 7337292
Dilution Factor: 1 **Initial Wgt/Vol:** 30.17 g **Final Wgt/Vol..:** 2 mL
% Moisture.....: 20 **Method.....:** SW846 8270C

PARAMETER	RESULT	REPORTING LIMIT	UNITS	MDL
N-Nitrosodimethylamine	ND	410	ug/kg	20
Benzaldehyde	ND	410	ug/kg	26
1,1'-Biphenyl	ND	410	ug/kg	29
Caprolactam	ND	410	ug/kg	46
Acetophenone	ND	84	ug/kg	11
Atrazine	ND	410	ug/kg	26
Phenol	ND	410	ug/kg	31
bis(2-Chloroethyl)-ether	ND	410	ug/kg	2.5
2-Chlorophenol	ND	410	ug/kg	33
2-Methylphenol	ND	410	ug/kg	35
2,2'-oxybis(1-Chloro-propane)	ND	410	ug/kg	33
4-Methylphenol	ND	410	ug/kg	28
N-Nitrosodi-n-propyl-amine	ND	410	ug/kg	29
Hexachloroethane	ND	410	ug/kg	35
Nitrobenzene	ND	410	ug/kg	2.8
Isophorone	ND	410	ug/kg	26
2-Nitrophenol	ND	410	ug/kg	24
2,4-Dimethylphenol	ND	410	ug/kg	25
bis(2-Chloroethoxy) methane	ND	410	ug/kg	28
2,4-Dichlorophenol	ND	410	ug/kg	25
Naphthalene	ND	410	ug/kg	2.0
4-Chloroaniline	ND	410	ug/kg	21
Hexachlorobutadiene	ND	410	ug/kg	33
4-Chloro-3-methylphenol	ND	410	ug/kg	26
2-Methylnaphthalene	ND	410	ug/kg	1.9
Hexachlorocyclopenta-diene	ND	410	ug/kg	20
2,4,6-Trichloro-phenol	ND	410	ug/kg	26
2,4,5-Trichloro-phenol	ND	410	ug/kg	31
2-Chloronaphthalene	ND	410	ug/kg	28
2-Nitroaniline	ND	830	ug/kg	28
Dimethyl phthalate	ND	410	ug/kg	26

(Continued on next page)

Tetra Tech NUS, Inc

Client Sample ID: SB-512-0810

GC/MS Semivolatiles

Lot-Sample #...: A7L010179-010 **Work Order #...:** KC9P71AD **Matrix.....:** SO

PARAMETER	RESULT	REPORTING LIMIT	UNITS	MDL
Acenaphthylene	ND	410	ug/kg	1.5
2,6-Dinitrotoluene	ND	410	ug/kg	26
3-Nitroaniline	ND	830	ug/kg	20
Acenaphthene	ND	410	ug/kg	1.6
2,4-Dinitrophenol	ND	830	ug/kg	100
4-Nitrophenol	ND	830	ug/kg	140
Dibenzofuran	ND	410	ug/kg	25
2,4-Dinitrotoluene	ND	410	ug/kg	23
Diethyl phthalate	ND	410	ug/kg	24
4-Chlorophenyl phenyl ether	ND	410	ug/kg	30
Fluorene	ND	410	ug/kg	1.5
4-Nitroaniline	ND	410	ug/kg	33
4,6-Dinitro-2-methylphenol	ND	410	ug/kg	16
N-Nitrosodiphenylamine	ND	410	ug/kg	26
4-Bromophenyl phenyl ether	ND	410	ug/kg	26
Hexachlorobenzene	ND	410	ug/kg	2.6
Pentachlorophenol	ND	410	ug/kg	100
Phenanthrene	**90 J**	**410**	**ug/kg**	**2.5**
Anthracene	ND	410	ug/kg	1.6
Carbazole	ND	410	ug/kg	24
Di-n-butyl phthalate	ND	410	ug/kg	24
Fluoranthene	**120 J**	**410**	**ug/kg**	**1.5**
Pyrene	**140 J**	**410**	**ug/kg**	**1.4**
Butyl benzyl phthalate	ND	410	ug/kg	24
3,3'-Dichlorobenzidine	ND	410	ug/kg	23
Benzo(a)anthracene	**63 J**	**410**	**ug/kg**	**1.2**
Chrysene	**79 J**	**410**	**ug/kg**	**1.1**
bis(2-Ethylhexyl) phthalate	ND	410	ug/kg	23
Di-n-octyl phthalate	ND	410	ug/kg	23
Benzo(b)fluoranthene	**98 J**	**410**	**ug/kg**	**1.5**
Benzo(k)fluoranthene	ND	410	ug/kg	2.1
Benzo(a)pyrene	**75 J**	**410**	**ug/kg**	**1.6**
Indeno(1,2,3-cd)pyrene	**48 J**	**410**	**ug/kg**	**1.9**
Dibenz(a,h)anthracene	ND	410	ug/kg	1.6
Benzo(ghi)perylene	**68 J**	**410**	**ug/kg**	**1.6**

(Continued on next page)

Tetra Tech NUS, Inc

Client Sample ID: SB-512-0810

GC/MS Semivolatiles

Lot-Sample #...: A7L010179-010 **Work Order #...:** KC9P71AD **Matrix.....:** SO

SURROGATE	PERCENT RECOVERY	RECOVERY LIMITS
Nitrobenzene-d5	57	(24 - 112)
2-Fluorobiphenyl	62	(34 - 110)
Terphenyl-d14	79	(41 - 119)
Phenol-d5	67	(28 - 110)
2-Fluorophenol	69	(26 - 110)
2,4,6-Tribromophenol	64	(10 - 118)

NOTE(S):

Results and reporting limits have been adjusted for dry weight.

J Estimated result. Result is less than RL.

Tetra Tech NUS, Inc

Client Sample ID: SB-513-0001

GC/MS Semivolatiles

Lot-Sample #...: A7L010179-011 **Work Order #...:** KC9P81AD **Matrix.....:** SO
Date Sampled...: 11/29/07 10:30 **Date Received..:** 12/01/07
Prep Date.....: 12/03/07 **Analysis Date..:** 12/05/07
Prep Batch #...: 7337292
Dilution Factor: 1 **Initial Wgt/Vol:** 30.2 g **Final Wgt/Vol..:** 2 mL
% Moisture.....: 15 **Method.....:** SW846 8270C

PARAMETER	RESULT	REPORTING LIMIT	UNITS	MDL
N-Nitrosodimethylamine	ND	390	ug/kg	19
Benzaldehyde	ND	390	ug/kg	25
1,1'-Biphenyl	ND	390	ug/kg	27
Caprolactam	ND	390	ug/kg	43
Acetophenone	ND	78	ug/kg	11
Atrazine	ND	390	ug/kg	25
Phenol	ND	390	ug/kg	29
bis(2-Chloroethyl)-ether	ND	390	ug/kg	2.3
2-Chlorophenol	ND	390	ug/kg	30
2-Methylphenol	ND	390	ug/kg	33
2,2'-oxybis(1-Chloro-propane)	ND	390	ug/kg	30
4-Methylphenol	ND	390	ug/kg	26
N-Nitrosodi-n-propyl-amine	ND	390	ug/kg	27
Hexachloroethane	ND	390	ug/kg	33
Nitrobenzene	ND	390	ug/kg	2.6
Isophorone	ND	390	ug/kg	25
2-Nitrophenol	ND	390	ug/kg	22
2,4-Dimethylphenol	ND	390	ug/kg	23
bis(2-Chloroethoxy) methane	ND	390	ug/kg	26
2,4-Dichlorophenol	ND	390	ug/kg	23
Naphthalene	ND	390	ug/kg	1.9
4-Chloroaniline	ND	390	ug/kg	20
Hexachlorobutadiene	ND	390	ug/kg	30
4-Chloro-3-methylphenol	ND	390	ug/kg	25
2-Methylnaphthalene	ND	390	ug/kg	1.8
Hexachlorocyclopenta-diene	ND	390	ug/kg	19
2,4,6-Trichloro-phenol	ND	390	ug/kg	25
2,4,5-Trichloro-phenol	ND	390	ug/kg	29
2-Chloronaphthalene	ND	390	ug/kg	26
2-Nitroaniline	ND	770	ug/kg	26
Dimethyl phthalate	ND	390	ug/kg	25

(Continued on next page)

Tetra Tech NUS, Inc

Client Sample ID: SB-513-0001

GC/MS Semivolatiles

Lot-Sample #...: A7L010179-011 **Work Order #...:** KC9P81AD **Matrix.....:** SO

PARAMETER	RESULT	REPORTING LIMIT	UNITS	MDL
Acenaphthylene	ND	390	ug/kg	1.4
2,6-Dinitrotoluene	ND	390	ug/kg	25
3-Nitroaniline	ND	770	ug/kg	19
Acenaphthene	ND	390	ug/kg	1.5
2,4-Dinitrophenol	ND	770	ug/kg	97
4-Nitrophenol	ND	770	ug/kg	130
Dibenzofuran	ND	390	ug/kg	23
2,4-Dinitrotoluene	ND	390	ug/kg	21
Diethyl phthalate	ND	390	ug/kg	22
4-Chlorophenyl phenyl ether	ND	390	ug/kg	28
Fluorene	ND	390	ug/kg	1.4
4-Nitroaniline	ND	390	ug/kg	30
4,6-Dinitro-2-methylphenol	ND	390	ug/kg	15
N-Nitrosodiphenylamine	ND	390	ug/kg	25
4-Bromophenyl phenyl ether	ND	390	ug/kg	25
Hexachlorobenzene	ND	390	ug/kg	2.5
Pentachlorophenol	ND	390	ug/kg	96
Phenanthrene	ND	390	ug/kg	2.3
Anthracene	ND	390	ug/kg	1.5
Carbazole	ND	390	ug/kg	22
Di-n-butyl phthalate	ND	390	ug/kg	22
Fluoranthene	**9.5 J**	**390**	**ug/kg**	**1.4**
Pyrene	ND	390	ug/kg	1.3
Butyl benzyl phthalate	ND	390	ug/kg	22
3,3'-Dichlorobenzidine	ND	390	ug/kg	21
Benzo(a)anthracene	ND	390	ug/kg	1.1
Chrysene	ND	390	ug/kg	1.1
bis(2-Ethylhexyl) phthalate	ND	390	ug/kg	21
Di-n-octyl phthalate	ND	390	ug/kg	21
Benzo(b)fluoranthene	**15 J**	**390**	**ug/kg**	**1.4**
Benzo(k)fluoranthene	ND	390	ug/kg	2.0
Benzo(a)pyrene	ND	390	ug/kg	1.5
Indeno(1,2,3-cd)pyrene	ND	390	ug/kg	1.8
Dibenz(a,h)anthracene	ND	390	ug/kg	1.5
Benzo(ghi)perylene	ND	390	ug/kg	1.5

(Continued on next page)

Tetra Tech NUS, Inc

Client Sample ID: SB-513-0001

GC/MS Semivolatiles

Lot-Sample #...: A7L010179-011 **Work Order #...:** KC9P81AD **Matrix.....:** SO

SURROGATE	PERCENT RECOVERY	RECOVERY LIMITS
Nitrobenzene-d5	52	(24 - 112)
2-Fluorobiphenyl	55	(34 - 110)
Terphenyl-d14	74	(41 - 119)
Phenol-d5	54	(28 - 110)
2-Fluorophenol	58	(26 - 110)
2,4,6-Tribromophenol	61	(10 - 118)

NOTE(S):

Results and reporting limits have been adjusted for dry weight.

J Estimated result. Result is less than RL.

Tetra Tech NUS, Inc

Client Sample ID: SB-513-0406

GC/MS Semivolatiles

Lot-Sample #...: A7L010179-012 **Work Order #...:** KC9P91AD **Matrix.....:** SO
Date Sampled...: 11/29/07 10:35 **Date Received..:** 12/01/07
Prep Date.....: 12/03/07 **Analysis Date..:** 12/05/07
Prep Batch #...: 7337292
Dilution Factor: 1 **Initial Wgt/Vol:** 30.18 g **Final Wgt/Vol..:** 2 mL
% Moisture.....: 15 **Method.....:** SW846 8270C

PARAMETER	RESULT	REPORTING LIMIT	UNITS	MDL
N-Nitrosodimethylamine	ND	390	ug/kg	19
Benzaldehyde	ND	390	ug/kg	25
1,1'-Biphenyl	ND	390	ug/kg	27
Caprolactam	ND	390	ug/kg	43
Acetophenone	ND	78	ug/kg	11
Atrazine	ND	390	ug/kg	25
Phenol	ND	390	ug/kg	29
bis(2-Chloroethyl)-ether	ND	390	ug/kg	2.3
2-Chlorophenol	ND	390	ug/kg	31
2-Methylphenol	ND	390	ug/kg	33
2,2'-oxybis(1-Chloro-propane)	ND	390	ug/kg	31
4-Methylphenol	ND	390	ug/kg	26
N-Nitrosodi-n-propyl-amine	ND	390	ug/kg	27
Hexachloroethane	ND	390	ug/kg	33
Nitrobenzene	ND	390	ug/kg	2.6
Isophorone	ND	390	ug/kg	25
2-Nitrophenol	ND	390	ug/kg	22
2,4-Dimethylphenol	ND	390	ug/kg	23
bis(2-Chloroethoxy) methane	ND	390	ug/kg	26
2,4-Dichlorophenol	ND	390	ug/kg	23
Naphthalene	ND	390	ug/kg	1.9
4-Chloroaniline	ND	390	ug/kg	20
Hexachlorobutadiene	ND	390	ug/kg	31
4-Chloro-3-methylphenol	ND	390	ug/kg	25
2-Methylnaphthalene	ND	390	ug/kg	1.8
Hexachlorocyclopenta-diene	ND	390	ug/kg	19
2,4,6-Trichloro-phenol	ND	390	ug/kg	25
2,4,5-Trichloro-phenol	ND	390	ug/kg	29
2-Chloronaphthalene	ND	390	ug/kg	26
2-Nitroaniline	ND	770	ug/kg	26
Dimethyl phthalate	ND	390	ug/kg	25

(Continued on next page)

Tetra Tech NUS, Inc

Client Sample ID: SB-513-0406

GC/MS Semivolatiles

Lot-Sample #...: A7L010179-012 **Work Order #...:** KC9P91AD **Matrix.....:** SO

PARAMETER	RESULT	REPORTING LIMIT	UNITS	MDL
Acenaphthylene	ND	390	ug/kg	1.4
2,6-Dinitrotoluene	ND	390	ug/kg	25
3-Nitroaniline	ND	770	ug/kg	19
Acenaphthene	ND	390	ug/kg	1.5
2,4-Dinitrophenol	ND	770	ug/kg	97
4-Nitrophenol	ND	770	ug/kg	130
Dibenzofuran	ND	390	ug/kg	23
2,4-Dinitrotoluene	ND	390	ug/kg	21
Diethyl phthalate	ND	390	ug/kg	22
4-Chlorophenyl phenyl ether	ND	390	ug/kg	28
Fluorene	ND	390	ug/kg	1.4
4-Nitroaniline	ND	390	ug/kg	31
4,6-Dinitro-2-methylphenol	ND	390	ug/kg	15
N-Nitrosodiphenylamine	ND	390	ug/kg	25
4-Bromophenyl phenyl ether	ND	390	ug/kg	25
Hexachlorobenzene	ND	390	ug/kg	2.5
Pentachlorophenol	ND	390	ug/kg	96
Phenanthrene	ND	390	ug/kg	2.3
Anthracene	ND	390	ug/kg	1.5
Carbazole	ND	390	ug/kg	22
Di-n-butyl phthalate	ND	390	ug/kg	22
Fluoranthene	ND	390	ug/kg	1.4
Pyrene	ND	390	ug/kg	1.3
Butyl benzyl phthalate	ND	390	ug/kg	22
3,3'-Dichlorobenzidine	ND	390	ug/kg	21
Benzo(a)anthracene	ND	390	ug/kg	1.1
Chrysene	ND	390	ug/kg	1.1
bis(2-Ethylhexyl) phthalate	ND	390	ug/kg	21
Di-n-octyl phthalate	ND	390	ug/kg	21
Benzo(b)fluoranthene	**10 J**	**390**	**ug/kg**	**1.4**
Benzo(k)fluoranthene	ND	390	ug/kg	2.0
Benzo(a)pyrene	ND	390	ug/kg	1.5
Indeno(1,2,3-cd)pyrene	ND	390	ug/kg	1.8
Dibenz(a,h)anthracene	ND	390	ug/kg	1.5
Benzo(ghi)perylene	ND	390	ug/kg	1.5

(Continued on next page)

Tetra Tech NUS, Inc

Client Sample ID: SB-513-0406

GC/MS Semivolatiles

Lot-Sample #...: A7L010179-012 **Work Order #...:** KC9P91AD **Matrix.....:** SO

SURROGATE	PERCENT RECOVERY	RECOVERY LIMITS
Nitrobenzene-d5	36	(24 - 112)
2-Fluorobiphenyl	37	(34 - 110)
Terphenyl-d14	83	(41 - 119)
Phenol-d5	45	(28 - 110)
2-Fluorophenol	46	(26 - 110)
2,4,6-Tribromophenol	61	(10 - 118)

NOTE(S):

Results and reporting limits have been adjusted for dry weight.

J Estimated result. Result is less than RL.

Tetra Tech NUS, Inc

Client Sample ID: SB-513-0810

GC/MS Semivolatiles

Lot-Sample #...:	A7L010179-013	**Work Order #...:**	KC9QA1AD	**Matrix.....:**	SO
Date Sampled...:	11/29/07 10:40	**Date Received..:**	12/01/07		
Prep Date.....:	12/03/07	**Analysis Date..:**	12/05/07		
Prep Batch #...:	7337292				
Dilution Factor:	1	**Initial Wgt/Vol:**	30.1 g	**Final Wgt/Vol..:**	2 mL
% Moisture.....:	14	**Method.....:**	SW846 8270C		

PARAMETER	RESULT	REPORTING LIMIT	UNITS	MDL
N-Nitrosodimethylamine	ND	390	ug/kg	19
Benzaldehyde	ND	390	ug/kg	25
1,1'-Biphenyl	ND	390	ug/kg	27
Caprolactam	ND	390	ug/kg	43
Acetophenone	ND	78	ug/kg	11
Atrazine	ND	390	ug/kg	25
Phenol	ND	390	ug/kg	29
bis(2-Chloroethyl)-ether	ND	390	ug/kg	2.3
2-Chlorophenol	ND	390	ug/kg	30
2-Methylphenol	ND	390	ug/kg	33
2,2'-oxybis(1-Chloro-propane)	ND	390	ug/kg	30
4-Methylphenol	ND	390	ug/kg	26
N-Nitrosodi-n-propyl-amine	ND	390	ug/kg	27
Hexachloroethane	ND	390	ug/kg	33
Nitrobenzene	ND	390	ug/kg	2.6
Isophorone	ND	390	ug/kg	25
2-Nitrophenol	ND	390	ug/kg	22
2,4-Dimethylphenol	ND	390	ug/kg	23
bis(2-Chloroethoxy) methane	ND	390	ug/kg	26
2,4-Dichlorophenol	ND	390	ug/kg	23
Naphthalene	ND	390	ug/kg	1.9
4-Chloroaniline	ND	390	ug/kg	20
Hexachlorobutadiene	ND	390	ug/kg	30
4-Chloro-3-methylphenol	ND	390	ug/kg	25
2-Methylnaphthalene	ND	390	ug/kg	1.8
Hexachlorocyclopenta-diene	ND	390	ug/kg	19
2,4,6-Trichloro-phenol	ND	390	ug/kg	25
2,4,5-Trichloro-phenol	ND	390	ug/kg	29
2-Chloronaphthalene	ND	390	ug/kg	26
2-Nitroaniline	ND	770	ug/kg	26
Dimethyl phthalate	ND	390	ug/kg	25

(Continued on next page)

Tetra Tech NUS, Inc

Client Sample ID: SB-513-0810

GC/MS Semivolatiles

Lot-Sample #...: A7L010179-013 Work Order #...: KC9QA1AD Matrix.....: SO

PARAMETER	RESULT	REPORTING LIMIT	UNITS	MDL
Acenaphthylene	ND	390	ug/kg	1.4
2,6-Dinitrotoluene	ND	390	ug/kg	25
3-Nitroaniline	ND	770	ug/kg	19
Acenaphthene	ND	390	ug/kg	1.5
2,4-Dinitrophenol	ND	770	ug/kg	97
4-Nitrophenol	ND	770	ug/kg	130
Dibenzofuran	ND	390	ug/kg	23
2,4-Dinitrotoluene	ND	390	ug/kg	21
Diethyl phthalate	ND	390	ug/kg	22
4-Chlorophenyl phenyl ether	ND	390	ug/kg	28
Fluorene	ND	390	ug/kg	1.4
4-Nitroaniline	ND	390	ug/kg	30
4,6-Dinitro-2-methylphenol	ND	390	ug/kg	15
N-Nitrosodiphenylamine	ND	390	ug/kg	25
4-Bromophenyl phenyl ether	ND	390	ug/kg	25
Hexachlorobenzene	ND	390	ug/kg	2.5
Pentachlorophenol	ND	390	ug/kg	96
Phenanthrene	ND	390	ug/kg	2.3
Anthracene	ND	390	ug/kg	1.5
Carbazole	ND	390	ug/kg	22
Di-n-butyl phthalate	ND	390	ug/kg	22
Fluoranthene	ND	390	ug/kg	1.4
Pyrene	ND	390	ug/kg	1.3
Butyl benzyl phthalate	ND	390	ug/kg	22
3,3'-Dichlorobenzidine	ND	390	ug/kg	21
Benzo(a)anthracene	ND	390	ug/kg	1.1
Chrysene	ND	390	ug/kg	1.1
bis(2-Ethylhexyl) phthalate	ND	390	ug/kg	21
Di-n-octyl phthalate	ND	390	ug/kg	21
Benzo(b)fluoranthene	ND	390	ug/kg	1.4
Benzo(k)fluoranthene	ND	390	ug/kg	2.0
Benzo(a)pyrene	ND	390	ug/kg	1.5
Indeno(1,2,3-cd)pyrene	ND	390	ug/kg	1.8
Dibenz(a,h)anthracene	ND	390	ug/kg	1.5
Benzo(ghi)perylene	ND	390	ug/kg	1.5

(Continued on next page)

Tetra Tech NUS, Inc

Client Sample ID: SB-513-0810

GC/MS Semivolatiles

Lot-Sample #...: A7L010179-013 Work Order #...: KC9QA1AD Matrix.....: SO

SURROGATE	PERCENT RECOVERY	RECOVERY LIMITS
Nitrobenzene-d5	64	(24 - 112)
2-Fluorobiphenyl	59	(34 - 110)
Terphenyl-d14	94	(41 - 119)
Phenol-d5	72	(28 - 110)
2-Fluorophenol	78	(26 - 110)
2,4,6-Tribromophenol	72	(10 - 118)

NOTE(S):

Results and reporting limits have been adjusted for dry weight.

Tetra Tech NUS, Inc

Client Sample ID: SB-509-0001

GC/MS Semivolatiles

Lot-Sample #...:	A7L010179-014	**Work Order #...:**	KC9QC2AD	**Matrix.....:**	SO
Date Sampled...:	11/29/07 11:00	**Date Received..:**	12/01/07		
Prep Date.....:	12/07/07	**Analysis Date..:**	12/12/07		
Prep Batch #...:	7341037				
Dilution Factor:	1	**Initial Wgt/Vol:**	30.09 g	**Final Wgt/Vol..:**	2 mL
% Moisture.....:	13	**Method.....:**	SW846 8270C		

PARAMETER	RESULT	REPORTING LIMIT	UNITS	MDL
N-Nitrosodimethylamine	ND	380	ug/kg	18
Benzaldehyde	ND	380	ug/kg	24
1,1'-Biphenyl	ND	380	ug/kg	27
Caprolactam	ND	380	ug/kg	43
Acetophenone	ND	77	ug/kg	10
Atrazine	ND	380	ug/kg	24
Phenol	ND	380	ug/kg	29
bis(2-Chloroethyl)-ether	ND	380	ug/kg	2.3
2-Chlorophenol	ND	380	ug/kg	30
2-Methylphenol	ND	380	ug/kg	32
2,2'-oxybis(1-Chloro-propane)	ND	380	ug/kg	30
4-Methylphenol	ND	380	ug/kg	25
N-Nitrosodi-n-propyl-amine	ND	380	ug/kg	27
Hexachloroethane	ND	380	ug/kg	32
Nitrobenzene	ND	380	ug/kg	2.5
Isophorone	ND	380	ug/kg	24
2-Nitrophenol	ND	380	ug/kg	22
2,4-Dimethylphenol	ND	380	ug/kg	23
bis(2-Chloroethoxy) methane	ND	380	ug/kg	25
2,4-Dichlorophenol	ND	380	ug/kg	23
Naphthalene	ND	380	ug/kg	1.8
4-Chloroaniline	ND	380	ug/kg	20
Hexachlorobutadiene	ND	380	ug/kg	30
4-Chloro-3-methylphenol	ND	380	ug/kg	24
2-Methylnaphthalene	ND	380	ug/kg	1.7
Hexachlorocyclopenta-diene	ND	380	ug/kg	18
2,4,6-Trichloro-phenol	ND	380	ug/kg	24
2,4,5-Trichloro-phenol	ND	380	ug/kg	29
2-Chloronaphthalene	ND	380	ug/kg	25
2-Nitroaniline	ND	760	ug/kg	25
Dimethyl phthalate	ND	380	ug/kg	24

(Continued on next page)

Tetra Tech NUS, Inc

Client Sample ID: SB-509-0001

GC/MS Semivolatiles

Lot-Sample #...: A7L010179-014 **Work Order #...:** KC9QC2AD **Matrix.....:** SO

PARAMETER	RESULT	REPORTING LIMIT	UNITS	MDL
Acenaphthylene	ND	380	ug/kg	1.4
2,6-Dinitrotoluene	ND	380	ug/kg	24
3-Nitroaniline	ND	760	ug/kg	18
Acenaphthene	ND	380	ug/kg	1.5
2,4-Dinitrophenol	ND	760	ug/kg	96
4-Nitrophenol	ND	760	ug/kg	130
Dibenzofuran	ND	380	ug/kg	23
2,4-Dinitrotoluene	ND	380	ug/kg	21
Diethyl phthalate	ND	380	ug/kg	22
4-Chlorophenyl phenyl ether	ND	380	ug/kg	28
Fluorene	ND	380	ug/kg	1.4
4-Nitroaniline	ND	380	ug/kg	30
4,6-Dinitro-2-methylphenol	ND	380	ug/kg	15
N-Nitrosodiphenylamine	ND	380	ug/kg	24
4-Bromophenyl phenyl ether	ND	380	ug/kg	24
Hexachlorobenzene	ND	380	ug/kg	2.4
Pentachlorophenol	ND	380	ug/kg	95
Phenanthrene	ND	380	ug/kg	2.3
Anthracene	ND	380	ug/kg	1.5
Carbazole	ND	380	ug/kg	22
Di-n-butyl phthalate	ND	380	ug/kg	22
Fluoranthene	ND	380	ug/kg	1.4
Pyrene	ND	380	ug/kg	1.3
Butyl benzyl phthalate	ND	380	ug/kg	22
3,3'-Dichlorobenzidine	ND	380	ug/kg	21
Benzo(a)anthracene	ND	380	ug/kg	1.1
Chrysene	ND	380	ug/kg	1.0
bis(2-Ethylhexyl) phthalate	ND	380	ug/kg	21
Di-n-octyl phthalate	ND	380	ug/kg	21
Benzo(b)fluoranthene	ND	380	ug/kg	1.4
Benzo(k)fluoranthene	ND	380	ug/kg	2.0
Benzo(a)pyrene	ND	380	ug/kg	1.5
Indeno(1,2,3-cd)pyrene	ND	380	ug/kg	1.7
Dibenz(a,h)anthracene	ND	380	ug/kg	1.5
Benzo(ghi)perylene	ND	380	ug/kg	1.5

(Continued on next page)

Tetra Tech NUS, Inc

Client Sample ID: SB-509-0001

GC/MS Semivolatiles

Lot-Sample #...: A7L010179-014 **Work Order #...:** KC9QC2AD **Matrix.....:** SO

SURROGATE	PERCENT RECOVERY	RECOVERY LIMITS
Nitrobenzene-d5	33	(24 - 112)
2-Fluorobiphenyl	55	(34 - 110)
Terphenyl-d14	93	(41 - 119)
Phenol-d5	40	(28 - 110)
2-Fluorophenol	30	(26 - 110)
2,4,6-Tribromophenol	32	(10 - 118)

NOTE(S):

Results and reporting limits have been adjusted for dry weight.

Tetra Tech NUS, Inc

Client Sample ID: SB-509-0406

GC/MS Semivolatiles

Lot-Sample #...: A7L010179-015 **Work Order #...:** KC9QH2AD **Matrix.....:** SO
Date Sampled...: 11/29/07 11:05 **Date Received..:** 12/01/07
Prep Date.....: 12/07/07 **Analysis Date..:** 12/12/07
Prep Batch #...: 7341037
Dilution Factor: 1 **Initial Wgt/Vol:** 30.12 g **Final Wgt/Vol..:** 2 mL
% Moisture.....: 14 **Method.....:** SW846 8270C

PARAMETER	RESULT	REPORTING LIMIT	UNITS	MDL
N-Nitrosodimethylamine	ND	380	ug/kg	19
Benzaldehyde	ND	380	ug/kg	24
1,1'-Biphenyl	ND	380	ug/kg	27
Caprolactam	ND	380	ug/kg	43
Acetophenone	ND	77	ug/kg	10
Atrazine	ND	380	ug/kg	24
Phenol	ND	380	ug/kg	29
bis(2-Chloroethyl)-ether	ND	380	ug/kg	2.3
2-Chlorophenol	ND	380	ug/kg	30
2-Methylphenol	ND	380	ug/kg	32
2,2'-oxybis(1-Chloro-propane)	ND	380	ug/kg	30
4-Methylphenol	ND	380	ug/kg	25
N-Nitrosodi-n-propyl-amine	ND	380	ug/kg	27
Hexachloroethane	ND	380	ug/kg	32
Nitrobenzene	ND	380	ug/kg	2.5
Isophorone	ND	380	ug/kg	24
2-Nitrophenol	ND	380	ug/kg	22
2,4-Dimethylphenol	ND	380	ug/kg	23
bis(2-Chloroethoxy) methane	ND	380	ug/kg	25
2,4-Dichlorophenol	ND	380	ug/kg	23
Naphthalene	ND	380	ug/kg	1.9
4-Chloroaniline	ND	380	ug/kg	20
Hexachlorobutadiene	ND	380	ug/kg	30
4-Chloro-3-methylphenol	ND	380	ug/kg	24
2-Methylnaphthalene	ND	380	ug/kg	1.7
Hexachlorocyclopenta-diene	ND	380	ug/kg	19
2,4,6-Trichloro-phenol	ND	380	ug/kg	24
2,4,5-Trichloro-phenol	ND	380	ug/kg	29
2-Chloronaphthalene	ND	380	ug/kg	25
2-Nitroaniline	ND	760	ug/kg	25
Dimethyl phthalate	ND	380	ug/kg	24

(Continued on next page)

Tetra Tech NUS, Inc

Client Sample ID: SB-509-0406

GC/MS Semivolatiles

Lot-Sample #...: A7L010179-015 **Work Order #...:** KC9QH2AD **Matrix.....:** SO

PARAMETER	RESULT	REPORTING LIMIT	UNITS	MDL
Acenaphthylene	ND	380	ug/kg	1.4
2,6-Dinitrotoluene	ND	380	ug/kg	24
3-Nitroaniline	ND	760	ug/kg	19
Acenaphthene	ND	380	ug/kg	1.5
2,4-Dinitrophenol	ND	760	ug/kg	96
4-Nitrophenol	ND	760	ug/kg	130
Dibenzofuran	ND	380	ug/kg	23
2,4-Dinitrotoluene	ND	380	ug/kg	21
Diethyl phthalate	ND	380	ug/kg	22
4-Chlorophenyl phenyl ether	ND	380	ug/kg	28
Fluorene	ND	380	ug/kg	1.4
4-Nitroaniline	ND	380	ug/kg	30
4,6-Dinitro-2-methylphenol	ND	380	ug/kg	15
N-Nitrosodiphenylamine	ND	380	ug/kg	24
4-Bromophenyl phenyl ether	ND	380	ug/kg	24
Hexachlorobenzene	ND	380	ug/kg	2.4
Pentachlorophenol	ND	380	ug/kg	95
Phenanthrene	ND	380	ug/kg	2.3
Anthracene	ND	380	ug/kg	1.5
Carbazole	ND	380	ug/kg	22
Di-n-butyl phthalate	ND	380	ug/kg	22
Fluoranthene	ND	380	ug/kg	1.4
Pyrene	ND	380	ug/kg	1.3
Butyl benzyl phthalate	ND	380	ug/kg	22
3,3'-Dichlorobenzidine	ND	380	ug/kg	21
Benzo(a)anthracene	ND	380	ug/kg	1.1
Chrysene	ND	380	ug/kg	1.0
bis(2-Ethylhexyl) phthalate	ND	380	ug/kg	21
Di-n-octyl phthalate	ND	380	ug/kg	21
Benzo(b)fluoranthene	ND	380	ug/kg	1.4
Benzo(k)fluoranthene	ND	380	ug/kg	2.0
Benzo(a)pyrene	ND	380	ug/kg	1.5
Indeno(1,2,3-cd)pyrene	ND	380	ug/kg	1.7
Dibenz(a,h)anthracene	ND	380	ug/kg	1.5
Benzo(ghi)perylene	ND	380	ug/kg	1.5

(Continued on next page)

Tetra Tech NUS, Inc

Client Sample ID: SB-509-0406

GC/MS Semivolatiles

Lot-Sample #...: A7L010179-015 Work Order #...: KC9QH2AD Matrix.....: SO

SURROGATE	PERCENT RECOVERY	RECOVERY LIMITS
Nitrobenzene-d5	55	(24 - 112)
2-Fluorobiphenyl	66	(34 - 110)
Terphenyl-d14	88	(41 - 119)
Phenol-d5	54	(28 - 110)
2-Fluorophenol	53	(26 - 110)
2,4,6-Tribromophenol	75	(10 - 118)

NOTE(S):

Results and reporting limits have been adjusted for dry weight.

Tetra Tech NUS, Inc

Client Sample ID: SB-509-0810

GC/MS Semivolatiles

Lot-Sample #...:	A7L010179-016	**Work Order #...:**	KC9QK1AD	**Matrix.....:**	SO
Date Sampled...:	11/29/07 11:10	**Date Received..:**	12/01/07		
Prep Date.....:	12/03/07	**Analysis Date..:**	12/05/07		
Prep Batch #...:	7337292				
Dilution Factor:	1	**Initial Wgt/Vol:**	30.07 g	**Final Wgt/Vol..:**	2 mL
% Moisture.....:	13	**Method.....:**	SW846 8270C		

PARAMETER	RESULT	REPORTING LIMIT	UNITS	MDL
N-Nitrosodimethylamine	ND	380	ug/kg	18
Benzaldehyde	ND	380	ug/kg	24
1,1'-Biphenyl	ND	380	ug/kg	26
Caprolactam	ND	380	ug/kg	42
Acetophenone	ND	76	ug/kg	10
Atrazine	ND	380	ug/kg	24
Phenol	ND	380	ug/kg	29
bis(2-Chloroethyl)-ether	ND	380	ug/kg	2.3
2-Chlorophenol	ND	380	ug/kg	30
2-Methylphenol	ND	380	ug/kg	32
2,2'-oxybis(1-Chloro-propane)	ND	380	ug/kg	30
4-Methylphenol	ND	380	ug/kg	25
N-Nitrosodi-n-propyl-amine	ND	380	ug/kg	26
Hexachloroethane	ND	380	ug/kg	32
Nitrobenzene	ND	380	ug/kg	2.5
Isophorone	ND	380	ug/kg	24
2-Nitrophenol	ND	380	ug/kg	22
2,4-Dimethylphenol	ND	380	ug/kg	23
bis(2-Chloroethoxy) methane	ND	380	ug/kg	25
2,4-Dichlorophenol	ND	380	ug/kg	23
Naphthalene	ND	380	ug/kg	1.8
4-Chloroaniline	ND	380	ug/kg	19
Hexachlorobutadiene	ND	380	ug/kg	30
4-Chloro-3-methylphenol	ND	380	ug/kg	24
2-Methylnaphthalene	ND	380	ug/kg	1.7
Hexachlorocyclopenta-diene	ND	380	ug/kg	18
2,4,6-Trichloro-phenol	ND	380	ug/kg	24
2,4,5-Trichloro-phenol	ND	380	ug/kg	29
2-Chloronaphthalene	ND	380	ug/kg	25
2-Nitroaniline	ND	760	ug/kg	25
Dimethyl phthalate	ND	380	ug/kg	24

(Continued on next page)

Tetra Tech NUS, Inc

Client Sample ID: SB-509-0810

GC/MS Semivolatiles

Lot-Sample #...: A7L010179-016 **Work Order #...:** KC9QK1AD **Matrix.....:** SO

PARAMETER	RESULT	REPORTING LIMIT	UNITS	MDL
Acenaphthylene	ND	380	ug/kg	1.4
2,6-Dinitrotoluene	ND	380	ug/kg	24
3-Nitroaniline	ND	760	ug/kg	18
Acenaphthene	ND	380	ug/kg	1.5
2,4-Dinitrophenol	ND	760	ug/kg	95
4-Nitrophenol	ND	760	ug/kg	130
Dibenzofuran	ND	380	ug/kg	23
2,4-Dinitrotoluene	ND	380	ug/kg	21
Diethyl phthalate	ND	380	ug/kg	22
4-Chlorophenyl phenyl ether	ND	380	ug/kg	27
Fluorene	ND	380	ug/kg	1.4
4-Nitroaniline	ND	380	ug/kg	30
4,6-Dinitro-2-methylphenol	ND	380	ug/kg	15
N-Nitrosodiphenylamine	ND	380	ug/kg	24
4-Bromophenyl phenyl ether	ND	380	ug/kg	24
Hexachlorobenzene	ND	380	ug/kg	2.4
Pentachlorophenol	ND	380	ug/kg	94
Phenanthrene	ND	380	ug/kg	2.3
Anthracene	ND	380	ug/kg	1.5
Carbazole	ND	380	ug/kg	22
Di-n-butyl phthalate	ND	380	ug/kg	22
Fluoranthene	ND	380	ug/kg	1.4
Pyrene	ND	380	ug/kg	1.3
Butyl benzyl phthalate	ND	380	ug/kg	22
3,3'-Dichlorobenzidine	ND	380	ug/kg	21
Benzo(a)anthracene	ND	380	ug/kg	1.1
Chrysene	ND	380	ug/kg	1.0
bis(2-Ethylhexyl) phthalate	ND	380	ug/kg	21
Di-n-octyl phthalate	ND	380	ug/kg	21
Benzo(b)fluoranthene	ND	380	ug/kg	1.4
Benzo(k)fluoranthene	ND	380	ug/kg	1.9
Benzo(a)pyrene	ND	380	ug/kg	1.5
Indeno(1,2,3-cd)pyrene	ND	380	ug/kg	1.7
Dibenz(a,h)anthracene	ND	380	ug/kg	1.5
Benzo(ghi)perylene	ND	380	ug/kg	1.5

(Continued on next page)

Tetra Tech NUS, Inc

Client Sample ID: SB-509-0810

GC/MS Semivolatiles

Lot-Sample #...: A7L010179-016 **Work Order #...:** KC9QK1AD **Matrix.....:** SO

SURROGATE	PERCENT RECOVERY	RECOVERY LIMITS
Nitrobenzene-d5	39	(24 - 112)
2-Fluorobiphenyl	46	(34 - 110)
Terphenyl-d14	73	(41 - 119)
Phenol-d5	49	(28 - 110)
2-Fluorophenol	47	(26 - 110)
2,4,6-Tribromophenol	55	(10 - 118)

NOTE(S):

Results and reporting limits have been adjusted for dry weight.

Tetra Tech NUS, Inc

Client Sample ID: SB-514-0001

GC/MS Semivolatiles

Lot-Sample #...: A7L010179-017 **Work Order #...:** KC9QM1AD **Matrix.....:** SO
Date Sampled...: 11/29/07 11:45 **Date Received..:** 12/01/07
Prep Date.....: 12/03/07 **Analysis Date..:** 12/05/07
Prep Batch #...: 7337292
Dilution Factor: 1 **Initial Wgt/Vol:** 30.17 g **Final Wgt/Vol..:** 2 mL
% Moisture.....: 14 **Method.....:** SW846 8270C

PARAMETER	RESULT	REPORTING LIMIT	UNITS	MDL
N-Nitrosodimethylamine	ND	380	ug/kg	19
Benzaldehyde	ND	380	ug/kg	24
1,1'-Biphenyl	ND	380	ug/kg	27
Caprolactam	ND	380	ug/kg	43
Acetophenone	ND	77	ug/kg	10
Atrazine	ND	380	ug/kg	24
Phenol	ND	380	ug/kg	29
bis(2-Chloroethyl)-ether	ND	380	ug/kg	2.3
2-Chlorophenol	ND	380	ug/kg	30
2-Methylphenol	ND	380	ug/kg	32
2,2'-oxybis(1-Chloro-propane)	ND	380	ug/kg	30
4-Methylphenol	ND	380	ug/kg	25
N-Nitrosodi-n-propyl-amine	ND	380	ug/kg	27
Hexachloroethane	ND	380	ug/kg	32
Nitrobenzene	ND	380	ug/kg	2.5
Isophorone	ND	380	ug/kg	24
2-Nitrophenol	ND	380	ug/kg	22
2,4-Dimethylphenol	ND	380	ug/kg	23
bis(2-Chloroethoxy) methane	ND	380	ug/kg	25
2,4-Dichlorophenol	ND	380	ug/kg	23
Naphthalene	ND	380	ug/kg	1.9
4-Chloroaniline	ND	380	ug/kg	20
Hexachlorobutadiene	ND	380	ug/kg	30
4-Chloro-3-methylphenol	ND	380	ug/kg	24
2-Methylnaphthalene	ND	380	ug/kg	1.7
Hexachlorocyclopenta-diene	ND	380	ug/kg	19
2,4,6-Trichloro-phenol	ND	380	ug/kg	24
2,4,5-Trichloro-phenol	ND	380	ug/kg	29
2-Chloronaphthalene	ND	380	ug/kg	25
2-Nitroaniline	ND	760	ug/kg	25
Dimethyl phthalate	ND	380	ug/kg	24

(Continued on next page)

Tetra Tech NUS, Inc

Client Sample ID: SB-514-0001

GC/MS Semivolatiles

Lot-Sample #...: A7L010179-017 Work Order #...: KC9QM1AD Matrix.....: SO

PARAMETER	RESULT	REPORTING LIMIT	UNITS	MDL
Acenaphthylene	ND	380	ug/kg	1.4
2,6-Dinitrotoluene	ND	380	ug/kg	24
3-Nitroaniline	ND	760	ug/kg	19
Acenaphthene	ND	380	ug/kg	1.5
2,4-Dinitrophenol	ND	760	ug/kg	96
4-Nitrophenol	ND	760	ug/kg	130
Dibenzofuran	ND	380	ug/kg	23
2,4-Dinitrotoluene	ND	380	ug/kg	21
Diethyl phthalate	ND	380	ug/kg	22
4-Chlorophenyl phenyl ether	ND	380	ug/kg	28
Fluorene	ND	380	ug/kg	1.4
4-Nitroaniline	ND	380	ug/kg	30
4,6-Dinitro-2-methylphenol	ND	380	ug/kg	15
N-Nitrosodiphenylamine	ND	380	ug/kg	24
4-Bromophenyl phenyl ether	ND	380	ug/kg	24
Hexachlorobenzene	ND	380	ug/kg	2.4
Pentachlorophenol	ND	380	ug/kg	95
Phenanthrene	ND	380	ug/kg	2.3
Anthracene	ND	380	ug/kg	1.5
Carbazole	ND	380	ug/kg	22
Di-n-butyl phthalate	ND	380	ug/kg	22
Fluoranthene	ND	380	ug/kg	1.4
Pyrene	ND	380	ug/kg	1.3
Butyl benzyl phthalate	ND	380	ug/kg	22
3,3'-Dichlorobenzidine	ND	380	ug/kg	21
Benzo(a)anthracene	ND	380	ug/kg	1.1
Chrysene	ND	380	ug/kg	1.0
bis(2-Ethylhexyl) phthalate	ND	380	ug/kg	21
Di-n-octyl phthalate	ND	380	ug/kg	21
Benzo(b)fluoranthene	ND	380	ug/kg	1.4
Benzo(k)fluoranthene	ND	380	ug/kg	2.0
Benzo(a)pyrene	ND	380	ug/kg	1.5
Indeno(1,2,3-cd)pyrene	ND	380	ug/kg	1.7
Dibenz(a,h)anthracene	ND	380	ug/kg	1.5
Benzo(ghi)perylene	ND	380	ug/kg	1.5

(Continued on next page)

Tetra Tech NUS, Inc

Client Sample ID: SB-514-0001

GC/MS Semivolatiles

Lot-Sample #...: A7L010179-017 **Work Order #...:** KC9QM1AD **Matrix.....:** SO

SURROGATE	PERCENT RECOVERY	RECOVERY LIMITS
Nitrobenzene-d5	53	(24 - 112)
2-Fluorobiphenyl	53	(34 - 110)
Terphenyl-d14	81	(41 - 119)
Phenol-d5	56	(28 - 110)
2-Fluorophenol	59	(26 - 110)
2,4,6-Tribromophenol	60	(10 - 118)

NOTE(S):

Results and reporting limits have been adjusted for dry weight.

Tetra Tech NUS, Inc

Client Sample ID: SB-514-0406

GC/MS Semivolatiles

Lot-Sample #...: A7L010179-018 **Work Order #...:** KC9QQ1AD **Matrix.....:** SO
Date Sampled...: 11/29/07 11:50 **Date Received..:** 12/01/07
Prep Date.....: 12/03/07 **Analysis Date..:** 12/05/07
Prep Batch #...: 7337292
Dilution Factor: 1 **Initial Wgt/Vol:** 30.03 g **Final Wgt/Vol..:** 2 mL
% Moisture.....: 17 **Method.....:** SW846 8270C

PARAMETER	RESULT	REPORTING LIMIT	UNITS	MDL
N-Nitrosodimethylamine	ND	400	ug/kg	19
Benzaldehyde	ND	400	ug/kg	25
1,1'-Biphenyl	ND	400	ug/kg	28
Caprolactam	ND	400	ug/kg	45
Acetophenone	ND	81	ug/kg	11
Atrazine	ND	400	ug/kg	25
Phenol	ND	400	ug/kg	30
bis(2-Chloroethyl)-ether	ND	400	ug/kg	2.4
2-Chlorophenol	ND	400	ug/kg	31
2-Methylphenol	ND	400	ug/kg	34
2,2'-oxybis(1-Chloro-propane)	ND	400	ug/kg	31
4-Methylphenol	ND	400	ug/kg	27
N-Nitrosodi-n-propyl-amine	ND	400	ug/kg	28
Hexachloroethane	ND	400	ug/kg	34
Nitrobenzene	ND	400	ug/kg	2.7
Isophorone	ND	400	ug/kg	25
2-Nitrophenol	ND	400	ug/kg	23
2,4-Dimethylphenol	ND	400	ug/kg	24
bis(2-Chloroethoxy) methane	ND	400	ug/kg	27
2,4-Dichlorophenol	ND	400	ug/kg	24
Naphthalene	ND	400	ug/kg	1.9
4-Chloroaniline	ND	400	ug/kg	21
Hexachlorobutadiene	ND	400	ug/kg	31
4-Chloro-3-methylphenol	ND	400	ug/kg	25
2-Methylnaphthalene	ND	400	ug/kg	1.8
Hexachlorocyclopenta-diene	ND	400	ug/kg	19
2,4,6-Trichloro-phenol	ND	400	ug/kg	25
2,4,5-Trichloro-phenol	ND	400	ug/kg	30
2-Chloronaphthalene	ND	400	ug/kg	27
2-Nitroaniline	ND	800	ug/kg	27
Dimethyl phthalate	ND	400	ug/kg	25

(Continued on next page)

Tetra Tech NUS, Inc

Client Sample ID: SB-514-0406

GC/MS Semivolatiles

Lot-Sample #...: A7L010179-018 **Work Order #...:** KC9QQ1AD **Matrix.....:** SO

PARAMETER	RESULT	REPORTING LIMIT	UNITS	MDL
Acenaphthylene	ND	400	ug/kg	1.5
2,6-Dinitrotoluene	ND	400	ug/kg	25
3-Nitroaniline	ND	800	ug/kg	19
Acenaphthene	ND	400	ug/kg	1.6
2,4-Dinitrophenol	ND	800	ug/kg	100
4-Nitrophenol	ND	800	ug/kg	130
Dibenzofuran	ND	400	ug/kg	24
2,4-Dinitrotoluene	ND	400	ug/kg	22
Diethyl phthalate	ND	400	ug/kg	23
4-Chlorophenyl phenyl ether	ND	400	ug/kg	29
Fluorene	ND	400	ug/kg	1.5
4-Nitroaniline	ND	400	ug/kg	31
4,6-Dinitro-2-methylphenol	ND	400	ug/kg	16
N-Nitrosodiphenylamine	ND	400	ug/kg	25
4-Bromophenyl phenyl ether	ND	400	ug/kg	25
Hexachlorobenzene	ND	400	ug/kg	2.5
Pentachlorophenol	ND	400	ug/kg	99
Phenanthrene	ND	400	ug/kg	2.4
Anthracene	ND	400	ug/kg	1.6
Carbazole	ND	400	ug/kg	23
Di-n-butyl phthalate	ND	400	ug/kg	23
Fluoranthene	ND	400	ug/kg	1.5
Pyrene	ND	400	ug/kg	1.3
Butyl benzyl phthalate	ND	400	ug/kg	23
3,3'-Dichlorobenzidine	ND	400	ug/kg	22
Benzo(a)anthracene	ND	400	ug/kg	1.1
Chrysene	ND	400	ug/kg	1.1
bis(2-Ethylhexyl) phthalate	ND	400	ug/kg	22
Di-n-octyl phthalate	ND	400	ug/kg	22
Benzo(b)fluoranthene	ND	400	ug/kg	1.5
Benzo(k)fluoranthene	ND	400	ug/kg	2.1
Benzo(a)pyrene	ND	400	ug/kg	1.6
Indeno(1,2,3-cd)pyrene	ND	400	ug/kg	1.8
Dibenz(a,h)anthracene	ND	400	ug/kg	1.6
Benzo(ghi)perylene	ND	400	ug/kg	1.6

(Continued on next page)

Tetra Tech NUS, Inc

Client Sample ID: SB-514-0406

GC/MS Semivolatiles

Lot-Sample #...: A7L010179-018 **Work Order #...:** KC9QQ1AD **Matrix.....:** SO

SURROGATE	PERCENT RECOVERY	RECOVERY LIMITS
Nitrobenzene-d5	27	(24 - 112)
2-Fluorobiphenyl	29 *	(34 - 110)
Terphenyl-d14	65	(41 - 119)
Phenol-d5	36	(28 - 110)
2-Fluorophenol	34	(26 - 110)
2,4,6-Tribromophenol	41	(10 - 118)

NOTE(S):

* Surrogate recovery is outside stated control limits.

Results and reporting limits have been adjusted for dry weight.

Tetra Tech NUS, Inc

Client Sample ID: SB-514-0810

GC/MS Semivolatiles

Lot-Sample #...: A7L010179-019 **Work Order #...:** KC9QT1AD **Matrix.....:** SO
Date Sampled...: 11/29/07 11:55 **Date Received..:** 12/01/07
Prep Date.....: 12/03/07 **Analysis Date..:** 12/05/07
Prep Batch #...: 7337292
Dilution Factor: 1 **Initial Wgt/Vol:** 30.04 g **Final Wgt/Vol..:** 2 mL
% Moisture.....: 16 **Method.....:** SW846 8270C

PARAMETER	RESULT	REPORTING LIMIT	UNITS	MDL
N-Nitrosodimethylamine	ND	390	ug/kg	19
Benzaldehyde	ND	390	ug/kg	25
1,1'-Biphenyl	ND	390	ug/kg	27
Caprolactam	ND	390	ug/kg	44
Acetophenone	ND	79	ug/kg	11
Atrazine	ND	390	ug/kg	25
Phenol	ND	390	ug/kg	30
bis(2-Chloroethyl)-ether	ND	390	ug/kg	2.4
2-Chlorophenol	ND	390	ug/kg	31
2-Methylphenol	ND	390	ug/kg	33
2,2'-oxybis(1-Chloro-propane)	ND	390	ug/kg	31
4-Methylphenol	ND	390	ug/kg	26
N-Nitrosodi-n-propyl-amine	ND	390	ug/kg	27
Hexachloroethane	ND	390	ug/kg	33
Nitrobenzene	ND	390	ug/kg	2.6
Isophorone	ND	390	ug/kg	25
2-Nitrophenol	ND	390	ug/kg	23
2,4-Dimethylphenol	ND	390	ug/kg	24
bis(2-Chloroethoxy) methane	ND	390	ug/kg	26
2,4-Dichlorophenol	ND	390	ug/kg	24
Naphthalene	ND	390	ug/kg	1.9
4-Chloroaniline	ND	390	ug/kg	20
Hexachlorobutadiene	ND	390	ug/kg	31
4-Chloro-3-methylphenol	ND	390	ug/kg	25
2-Methylnaphthalene	ND	390	ug/kg	1.8
Hexachlorocyclopenta-diene	ND	390	ug/kg	19
2,4,6-Trichloro-phenol	ND	390	ug/kg	25
2,4,5-Trichloro-phenol	ND	390	ug/kg	30
2-Chloronaphthalene	ND	390	ug/kg	26
2-Nitroaniline	ND	780	ug/kg	26
Dimethyl phthalate	ND	390	ug/kg	25

(Continued on next page)

Tetra Tech NUS, Inc

Client Sample ID: SB-514-0810

GC/MS Semivolatiles

Lot-Sample #...: A7L010179-019 **Work Order #...:** KC9QT1AD **Matrix.....:** SO

PARAMETER	RESULT	REPORTING LIMIT	UNITS	MDL
Acenaphthylene	ND	390	ug/kg	1.4
2,6-Dinitrotoluene	ND	390	ug/kg	25
3-Nitroaniline	ND	780	ug/kg	19
Acenaphthene	ND	390	ug/kg	1.5
2,4-Dinitrophenol	ND	780	ug/kg	98
4-Nitrophenol	ND	780	ug/kg	130
Dibenzofuran	ND	390	ug/kg	24
2,4-Dinitrotoluene	ND	390	ug/kg	21
Diethyl phthalate	ND	390	ug/kg	23
4-Chlorophenyl phenyl ether	ND	390	ug/kg	28
Fluorene	ND	390	ug/kg	1.4
4-Nitroaniline	ND	390	ug/kg	31
4,6-Dinitro-2-methylphenol	ND	390	ug/kg	15
N-Nitrosodiphenylamine	ND	390	ug/kg	25
4-Bromophenyl phenyl ether	ND	390	ug/kg	25
Hexachlorobenzene	ND	390	ug/kg	2.5
Pentachlorophenol	ND	390	ug/kg	97
Phenanthrene	ND	390	ug/kg	2.4
Anthracene	ND	390	ug/kg	1.5
Carbazole	ND	390	ug/kg	23
Di-n-butyl phthalate	ND	390	ug/kg	23
Fluoranthene	ND	390	ug/kg	1.4
Pyrene	ND	390	ug/kg	1.3
Butyl benzyl phthalate	ND	390	ug/kg	23
3,3'-Dichlorobenzidine	ND	390	ug/kg	21
Benzo(a)anthracene	ND	390	ug/kg	1.1
Chrysene	ND	390	ug/kg	1.1
bis(2-Ethylhexyl) phthalate	**28 J**	**390**	**ug/kg**	**21**
Di-n-octyl phthalate	ND	390	ug/kg	21
Benzo(b)fluoranthene	ND	390	ug/kg	1.4
Benzo(k)fluoranthene	ND	390	ug/kg	2.0
Benzo(a)pyrene	ND	390	ug/kg	1.5
Indeno(1,2,3-cd)pyrene	ND	390	ug/kg	1.8
Dibenz(a,h)anthracene	ND	390	ug/kg	1.5
Benzo(ghi)perylene	ND	390	ug/kg	1.5

(Continued on next page)

Tetra Tech NUS, Inc

Client Sample ID: SB-514-0810

GC/MS Semivolatiles

Lot-Sample #...: A7L010179-019 **Work Order #...:** KC9QT1AD **Matrix.....:** SO

SURROGATE	PERCENT RECOVERY	RECOVERY LIMITS
Nitrobenzene-d5	49	(24 - 112)
2-Fluorobiphenyl	49	(34 - 110)
Terphenyl-d14	79	(41 - 119)
Phenol-d5	57	(28 - 110)
2-Fluorophenol	60	(26 - 110)
2,4,6-Tribromophenol	55	(10 - 118)

NOTE(S):

Results and reporting limits have been adjusted for dry weight.

J Estimated result. Result is less than RL.

Tetra Tech NUS, Inc

Client Sample ID: SB-515-0001

GC/MS Semivolatiles

Lot-Sample #...: A7L010179-020 **Work Order #...:** KC9QX2AD **Matrix.....:** SO
Date Sampled...: 11/29/07 13:30 **Date Received..:** 12/01/07
Prep Date.....: 12/07/07 **Analysis Date..:** 12/12/07
Prep Batch #...: 7341037
Dilution Factor: 1 **Initial Wgt/Vol:** 30.12 g **Final Wgt/Vol..:** 2 mL
% Moisture.....: 15 **Method.....:** SW846 8270C

PARAMETER	RESULT	REPORTING LIMIT	UNITS	MDL
N-Nitrosodimethylamine	ND	390	ug/kg	19
Benzaldehyde	ND	390	ug/kg	25
1,1'-Biphenyl	ND	390	ug/kg	27
Caprolactam	ND	390	ug/kg	44
Acetophenone	ND	79	ug/kg	11
Atrazine	ND	390	ug/kg	25
Phenol	ND	390	ug/kg	29
bis(2-Chloroethyl)-ether	ND	390	ug/kg	2.4
2-Chlorophenol	ND	390	ug/kg	31
2-Methylphenol	ND	390	ug/kg	33
2,2'-oxybis(1-Chloro-propane)	ND	390	ug/kg	31
4-Methylphenol	ND	390	ug/kg	26
N-Nitrosodi-n-propyl-amine	ND	390	ug/kg	27
Hexachloroethane	ND	390	ug/kg	33
Nitrobenzene	ND	390	ug/kg	2.6
Isophorone	ND	390	ug/kg	25
2-Nitrophenol	ND	390	ug/kg	22
2,4-Dimethylphenol	ND	390	ug/kg	24
bis(2-Chloroethoxy) methane	ND	390	ug/kg	26
2,4-Dichlorophenol	ND	390	ug/kg	24
Naphthalene	ND	390	ug/kg	1.9
4-Chloroaniline	ND	390	ug/kg	20
Hexachlorobutadiene	ND	390	ug/kg	31
4-Chloro-3-methylphenol	ND	390	ug/kg	25
2-Methylnaphthalene	ND	390	ug/kg	1.8
Hexachlorocyclopenta-diene	ND	390	ug/kg	19
2,4,6-Trichloro-phenol	ND	390	ug/kg	25
2,4,5-Trichloro-phenol	ND	390	ug/kg	29
2-Chloronaphthalene	ND	390	ug/kg	26
2-Nitroaniline	ND	780	ug/kg	26
Dimethyl phthalate	ND	390	ug/kg	25

(Continued on next page)

Tetra Tech NUS, Inc

Client Sample ID: SB-515-0001

GC/MS Semivolatiles

Lot-Sample #...: A7L010179-020 Work Order #...: KC9QX2AD Matrix.....: SO

PARAMETER	RESULT	REPORTING LIMIT	UNITS	MDL
Acenaphthylene	ND	390	ug/kg	1.4
2,6-Dinitrotoluene	ND	390	ug/kg	25
3-Nitroaniline	ND	780	ug/kg	19
Acenaphthene	**32 J**	**390**	**ug/kg**	**1.5**
2,4-Dinitrophenol	ND	780	ug/kg	98
4-Nitrophenol	ND	780	ug/kg	130
Dibenzofuran	ND	390	ug/kg	24
2,4-Dinitrotoluene	ND	390	ug/kg	21
Diethyl phthalate	ND	390	ug/kg	22
4-Chlorophenyl phenyl ether	ND	390	ug/kg	28
Fluorene	**26 J**	**390**	**ug/kg**	**1.4**
4-Nitroaniline	ND	390	ug/kg	31
4,6-Dinitro-2-methylphenol	ND	390	ug/kg	15
N-Nitrosodiphenylamine	ND	390	ug/kg	25
4-Bromophenyl phenyl ether	ND	390	ug/kg	25
Hexachlorobenzene	ND	390	ug/kg	2.5
Pentachlorophenol	ND	390	ug/kg	97
Phenanthrene	**430**	**390**	**ug/kg**	**2.4**
Anthracene	**71 J**	**390**	**ug/kg**	**1.5**
Carbazole	**41 J**	**390**	**ug/kg**	**22**
Di-n-butyl phthalate	ND	390	ug/kg	22
Fluoranthene	**1200**	**390**	**ug/kg**	**1.4**
Pyrene	**830**	**390**	**ug/kg**	**1.3**
Butyl benzyl phthalate	**78 J**	**390**	**ug/kg**	**22**
3,3'-Dichlorobenzidine	ND	390	ug/kg	21
Benzo(a)anthracene	**550**	**390**	**ug/kg**	**1.1**
Chrysene	**680**	**390**	**ug/kg**	**1.1**
bis(2-Ethylhexyl) phthalate	**43 J**	**390**	**ug/kg**	**21**
Di-n-octyl phthalate	ND	390	ug/kg	21
Benzo(b)fluoranthene	**860**	**390**	**ug/kg**	**1.4**
Benzo(k)fluoranthene	**390**	**390**	**ug/kg**	**2.0**
Benzo(a)pyrene	**630**	**390**	**ug/kg**	**1.5**
Indeno(1,2,3-cd)pyrene	**420**	**390**	**ug/kg**	**1.8**
Dibenz(a,h)anthracene	**130 J**	**390**	**ug/kg**	**1.5**
Benzo(ghi)perylene	**490**	**390**	**ug/kg**	**1.5**

(Continued on next page)

Tetra Tech NUS, Inc

Client Sample ID: SB-515-0001

GC/MS Semivolatiles

Lot-Sample #...: A7L010179-020 **Work Order #...:** KC9QX2AD **Matrix.....:** SO

SURROGATE	PERCENT RECOVERY	RECOVERY LIMITS
Nitrobenzene-d5	68	(24 - 112)
2-Fluorobiphenyl	69	(34 - 110)
Terphenyl-d14	82	(41 - 119)
Phenol-d5	56	(28 - 110)
2-Fluorophenol	60	(26 - 110)
2,4,6-Tribromophenol	78	(10 - 118)

NOTE(S):

Results and reporting limits have been adjusted for dry weight.

J Estimated result. Result is less than RL.

Tetra Tech NUS, Inc

Client Sample ID: SB-515-0406

GC/MS Semivolatiles

Lot-Sample #...:	A7L010179-021	**Work Order #...:**	KC9Q21AD	**Matrix.....:**	SO
Date Sampled...:	11/29/07 13:35	**Date Received..:**	12/01/07		
Prep Date.....:	12/04/07	**Analysis Date..:**	12/07/07		
Prep Batch #...:	7338057				
Dilution Factor:	1	**Initial Wgt/Vol:**	30.08 g	**Final Wgt/Vol..:**	2 mL
% Moisture.....:	17	**Method.....:**	SW846 8270C		

PARAMETER	RESULT	REPORTING LIMIT	UNITS	MDL
N-Nitrosodimethylamine	ND	400	ug/kg	19
Benzaldehyde	ND	400	ug/kg	25
1,1'-Biphenyl	ND	400	ug/kg	28
Caprolactam	ND	400	ug/kg	45
Acetophenone	ND	81	ug/kg	11
Atrazine	ND	400	ug/kg	25
Phenol	ND	400	ug/kg	30
bis(2-Chloroethyl)-ether	ND	400	ug/kg	2.4
2-Chlorophenol	ND	400	ug/kg	31
2-Methylphenol	ND	400	ug/kg	34
2,2'-oxybis(1-Chloro-propane)	ND	400	ug/kg	31
4-Methylphenol	ND	400	ug/kg	27
N-Nitrosodi-n-propyl-amine	ND	400	ug/kg	28
Hexachloroethane	ND	400	ug/kg	34
Nitrobenzene	ND	400	ug/kg	2.7
Isophorone	ND	400	ug/kg	25
2-Nitrophenol	ND	400	ug/kg	23
2,4-Dimethylphenol	ND	400	ug/kg	24
bis(2-Chloroethoxy) methane	ND	400	ug/kg	27
2,4-Dichlorophenol	ND	400	ug/kg	24
Naphthalene	ND	400	ug/kg	1.9
4-Chloroaniline	ND	400	ug/kg	21
Hexachlorobutadiene	ND	400	ug/kg	31
4-Chloro-3-methylphenol	ND	400	ug/kg	25
2-Methylnaphthalene	ND	400	ug/kg	1.8
Hexachlorocyclopenta-diene	ND	400	ug/kg	19
2,4,6-Trichloro-phenol	ND	400	ug/kg	25
2,4,5-Trichloro-phenol	ND	400	ug/kg	30
2-Chloronaphthalene	ND	400	ug/kg	27
2-Nitroaniline	ND	800	ug/kg	27
Dimethyl phthalate	ND	400	ug/kg	25

(Continued on next page)

Tetra Tech NUS, Inc

Client Sample ID: SB-515-0406

GC/MS Semivolatiles

Lot-Sample #...: A7L010179-021 **Work Order #...:** KC9Q21AD **Matrix.....:** SO

PARAMETER	RESULT	REPORTING LIMIT	UNITS	MDL
Acenaphthylene	ND	400	ug/kg	1.5
2,6-Dinitrotoluene	ND	400	ug/kg	25
3-Nitroaniline	ND	800	ug/kg	19
Acenaphthene	ND	400	ug/kg	1.6
2,4-Dinitrophenol	ND	800	ug/kg	100
4-Nitrophenol	ND	800	ug/kg	130
Dibenzofuran	ND	400	ug/kg	24
2,4-Dinitrotoluene	ND	400	ug/kg	22
Diethyl phthalate	ND	400	ug/kg	23
4-Chlorophenyl phenyl ether	ND	400	ug/kg	29
Fluorene	ND	400	ug/kg	1.5
4-Nitroaniline	ND	400	ug/kg	31
4,6-Dinitro-2-methylphenol	ND	400	ug/kg	16
N-Nitrosodiphenylamine	ND	400	ug/kg	25
4-Bromophenyl phenyl ether	ND	400	ug/kg	25
Hexachlorobenzene	ND	400	ug/kg	2.5
Pentachlorophenol	ND	400	ug/kg	99
Phenanthrene	ND	400	ug/kg	2.4
Anthracene	ND	400	ug/kg	1.6
Carbazole	ND	400	ug/kg	23
Di-n-butyl phthalate	ND	400	ug/kg	23
Fluoranthene	ND	400	ug/kg	1.5
Pyrene	ND	400	ug/kg	1.3
Butyl benzyl phthalate	ND	400	ug/kg	23
3,3'-Dichlorobenzidine	ND	400	ug/kg	22
Benzo(a)anthracene	ND	400	ug/kg	1.2
Chrysene	ND	400	ug/kg	1.1
bis(2-Ethylhexyl) phthalate	ND	400	ug/kg	22
Di-n-octyl phthalate	ND	400	ug/kg	22
Benzo(b)fluoranthene	ND	400	ug/kg	1.5
Benzo(k)fluoranthene	ND	400	ug/kg	2.1
Benzo(a)pyrene	ND	400	ug/kg	1.6
Indeno(1,2,3-cd)pyrene	ND	400	ug/kg	1.8
Dibenz(a,h)anthracene	ND	400	ug/kg	1.6
Benzo(ghi)perylene	ND	400	ug/kg	1.6

(Continued on next page)

Tetra Tech NUS, Inc

Client Sample ID: SB-515-0406

GC/MS Semivolatiles

Lot-Sample #...: A7L010179-021 **Work Order #...:** KC9Q21AD **Matrix.....:** SO

SURROGATE	PERCENT RECOVERY	RECOVERY LIMITS
Nitrobenzene-d5	69	(24 - 112)
2-Fluorobiphenyl	67	(34 - 110)
Terphenyl-d14	91	(41 - 119)
Phenol-d5	72	(28 - 110)
2-Fluorophenol	71	(26 - 110)
2,4,6-Tribromophenol	41	(10 - 118)

NOTE(S):

Results and reporting limits have been adjusted for dry weight.

Tetra Tech NUS, Inc

Client Sample ID: SB-515-0810

GC/MS Semivolatiles

Lot-Sample #...: A7L010179-022 **Work Order #...:** KC9Q31AD **Matrix.....:** SO
Date Sampled...: 11/29/07 13:40 **Date Received..:** 12/01/07
Prep Date.....: 12/04/07 **Analysis Date..:** 12/07/07
Prep Batch #...: 7338057
Dilution Factor: 1 **Initial Wgt/Vol:** 30.06 g **Final Wgt/Vol..:** 2 mL
% Moisture.....: 19 **Method.....:** SW846 8270C

PARAMETER	RESULT	REPORTING LIMIT	UNITS	MDL
N-Nitrosodimethylamine	ND	410	ug/kg	20
Benzaldehyde	ND	410	ug/kg	26
1,1'-Biphenyl	ND	410	ug/kg	28
Caprolactam	ND	410	ug/kg	46
Acetophenone	ND	82	ug/kg	11
Atrazine	ND	410	ug/kg	26
Phenol	ND	410	ug/kg	31
bis(2-Chloroethyl)-ether	ND	410	ug/kg	2.5
2-Chlorophenol	ND	410	ug/kg	32
2-Methylphenol	ND	410	ug/kg	35
2,2'-oxybis(1-Chloro-propane)	ND	410	ug/kg	32
4-Methylphenol	ND	410	ug/kg	27
N-Nitrosodi-n-propyl-amine	ND	410	ug/kg	28
Hexachloroethane	ND	410	ug/kg	35
Nitrobenzene	ND	410	ug/kg	2.7
Isophorone	ND	410	ug/kg	26
2-Nitrophenol	ND	410	ug/kg	24
2,4-Dimethylphenol	ND	410	ug/kg	25
bis(2-Chloroethoxy) methane	ND	410	ug/kg	27
2,4-Dichlorophenol	ND	410	ug/kg	25
Naphthalene	ND	410	ug/kg	2.0
4-Chloroaniline	ND	410	ug/kg	21
Hexachlorobutadiene	ND	410	ug/kg	32
4-Chloro-3-methylphenol	ND	410	ug/kg	26
2-Methylnaphthalene	ND	410	ug/kg	1.9
Hexachlorocyclopenta-diene	ND	410	ug/kg	20
2,4,6-Trichloro-phenol	ND	410	ug/kg	26
2,4,5-Trichloro-phenol	ND	410	ug/kg	31
2-Chloronaphthalene	ND	410	ug/kg	27
2-Nitroaniline	ND	820	ug/kg	27
Dimethyl phthalate	ND	410	ug/kg	26

(Continued on next page)

Tetra Tech NUS, Inc

Client Sample ID: SB-515-0810

GC/MS Semivolatiles

Lot-Sample #...: A7L010179-022 Work Order #...: KC9Q31AD Matrix.....: SO

PARAMETER	RESULT	REPORTING LIMIT	UNITS	MDL
Acenaphthylene	ND	410	ug/kg	1.5
2,6-Dinitrotoluene	ND	410	ug/kg	26
3-Nitroaniline	ND	820	ug/kg	20
Acenaphthene	ND	410	ug/kg	1.6
2,4-Dinitrophenol	ND	820	ug/kg	100
4-Nitrophenol	ND	820	ug/kg	140
Dibenzofuran	ND	410	ug/kg	25
2,4-Dinitrotoluene	ND	410	ug/kg	22
Diethyl phthalate	ND	410	ug/kg	24
4-Chlorophenyl phenyl ether	ND	410	ug/kg	30
Fluorene	ND	410	ug/kg	1.5
4-Nitroaniline	ND	410	ug/kg	32
4,6-Dinitro-2-methylphenol	ND	410	ug/kg	16
N-Nitrosodiphenylamine	ND	410	ug/kg	26
4-Bromophenyl phenyl ether	ND	410	ug/kg	26
Hexachlorobenzene	ND	410	ug/kg	2.6
Pentachlorophenol	ND	410	ug/kg	100
Phenanthrene	ND	410	ug/kg	2.5
Anthracene	ND	410	ug/kg	1.6
Carbazole	ND	410	ug/kg	24
Di-n-butyl phthalate	ND	410	ug/kg	24
Fluoranthene	ND	410	ug/kg	1.5
Pyrene	ND	410	ug/kg	1.4
Butyl benzyl phthalate	ND	410	ug/kg	24
3,3'-Dichlorobenzidine	ND	410	ug/kg	22
Benzo(a)anthracene	ND	410	ug/kg	1.2
Chrysene	ND	410	ug/kg	1.1
bis(2-Ethylhexyl) phthalate	ND	410	ug/kg	22
Di-n-octyl phthalate	ND	410	ug/kg	22
Benzo(b)fluoranthene	**14 J**	**410**	**ug/kg**	**1.5**
Benzo(k)fluoranthene	ND	410	ug/kg	2.1
Benzo(a)pyrene	ND	410	ug/kg	1.6
Indeno(1,2,3-cd)pyrene	ND	410	ug/kg	1.9
Dibenz(a,h)anthracene	ND	410	ug/kg	1.6
Benzo(ghi)perylene	ND	410	ug/kg	1.6

(Continued on next page)

Tetra Tech NUS, Inc

Client Sample ID: SB-515-0810

GC/MS Semivolatiles

Lot-Sample #...: A7L010179-022 **Work Order #...:** KC9Q31AD **Matrix.....:** SO

SURROGATE	PERCENT RECOVERY	RECOVERY LIMITS
Nitrobenzene-d5	55	(24 - 112)
2-Fluorobiphenyl	57	(34 - 110)
Terphenyl-d14	75	(41 - 119)
Phenol-d5	58	(28 - 110)
2-Fluorophenol	60	(26 - 110)
2,4,6-Tribromophenol	38	(10 - 118)

NOTE(S):

Results and reporting limits have been adjusted for dry weight.

J Estimated result. Result is less than RL.

Tetra Tech NUS, Inc

Client Sample ID: SB-517-0001

GC/MS Semivolatiles

Lot-Sample #...:	A7L010179-025	**Work Order #...:**	KC9Q81AD	**Matrix.....:**	SO
Date Sampled...:	11/30/07 08:20	**Date Received..:**	12/01/07		
Prep Date.....:	12/04/07	**Analysis Date..:**	12/07/07		
Prep Batch #...:	7338057				
Dilution Factor:	1	**Initial Wgt/Vol:**	30.16 g	**Final Wgt/Vol..:**	2 mL
% Moisture.....:	12	**Method.....:**	SW846 8270C		

PARAMETER	RESULT	REPORTING LIMIT	UNITS	MDL
N-Nitrosodimethylamine	ND	370	ug/kg	18
Benzaldehyde	ND	370	ug/kg	24
1,1'-Biphenyl	ND	370	ug/kg	26
Caprolactam	ND	370	ug/kg	42
Acetophenone	ND	75	ug/kg	10
Atrazine	ND	370	ug/kg	24
Phenol	ND	370	ug/kg	28
bis(2-Chloroethyl)-ether	ND	370	ug/kg	2.3
2-Chlorophenol	ND	370	ug/kg	29
2-Methylphenol	ND	370	ug/kg	32
2,2'-oxybis(1-Chloro-propane)	ND	370	ug/kg	29
4-Methylphenol	ND	370	ug/kg	25
N-Nitrosodi-n-propyl-amine	ND	370	ug/kg	26
Hexachloroethane	ND	370	ug/kg	32
Nitrobenzene	ND	370	ug/kg	2.5
Isophorone	ND	370	ug/kg	24
2-Nitrophenol	ND	370	ug/kg	21
2,4-Dimethylphenol	ND	370	ug/kg	23
bis(2-Chloroethoxy) methane	ND	370	ug/kg	25
2,4-Dichlorophenol	ND	370	ug/kg	23
Naphthalene	ND	370	ug/kg	1.8
4-Chloroaniline	ND	370	ug/kg	19
Hexachlorobutadiene	ND	370	ug/kg	29
4-Chloro-3-methylphenol	ND	370	ug/kg	24
2-Methylnaphthalene	ND	370	ug/kg	1.7
Hexachlorocyclopenta-diene	ND	370	ug/kg	18
2,4,6-Trichloro-phenol	ND	370	ug/kg	24
2,4,5-Trichloro-phenol	ND	370	ug/kg	28
2-Chloronaphthalene	ND	370	ug/kg	25
2-Nitroaniline	ND	750	ug/kg	25
Dimethyl phthalate	ND	370	ug/kg	24

(Continued on next page)

Tetra Tech NUS, Inc

Client Sample ID: SB-517-0001

GC/MS Semivolatiles

Lot-Sample #...: A7L010179-025 **Work Order #...:** KC9Q81AD **Matrix.....:** SO

PARAMETER	RESULT	REPORTING LIMIT	UNITS	MDL
Acenaphthylene	ND	370	ug/kg	1.4
2,6-Dinitrotoluene	ND	370	ug/kg	24
3-Nitroaniline	ND	750	ug/kg	18
Acenaphthene	ND	370	ug/kg	1.5
2,4-Dinitrophenol	ND	750	ug/kg	94
4-Nitrophenol	ND	750	ug/kg	120
Dibenzofuran	ND	370	ug/kg	23
2,4-Dinitrotoluene	ND	370	ug/kg	20
Diethyl phthalate	ND	370	ug/kg	21
4-Chlorophenyl phenyl ether	ND	370	ug/kg	27
Fluorene	ND	370	ug/kg	1.4
4-Nitroaniline	ND	370	ug/kg	29
4,6-Dinitro-2-methylphenol	ND	370	ug/kg	15
N-Nitrosodiphenylamine	ND	370	ug/kg	24
4-Bromophenyl phenyl ether	ND	370	ug/kg	24
Hexachlorobenzene	ND	370	ug/kg	2.4
Pentachlorophenol	ND	370	ug/kg	93
Phenanthrene	ND	370	ug/kg	2.3
Anthracene	ND	370	ug/kg	1.5
Carbazole	ND	370	ug/kg	21
Di-n-butyl phthalate	ND	370	ug/kg	21
Fluoranthene	**15 J**	**370**	**ug/kg**	**1.4**
Pyrene	**13 J**	**370**	**ug/kg**	**1.2**
Butyl benzyl phthalate	ND	370	ug/kg	21
3,3'-Dichlorobenzidine	ND	370	ug/kg	20
Benzo(a)anthracene	**13 J**	**370**	**ug/kg**	**1.1**
Chrysene	**13 J**	**370**	**ug/kg**	**1.0**
bis(2-Ethylhexyl) phthalate	ND	370	ug/kg	20
Di-n-octyl phthalate	ND	370	ug/kg	20
Benzo(b)fluoranthene	**31 J**	**370**	**ug/kg**	**1.4**
Benzo(k)fluoranthene	**8.7 J**	**370**	**ug/kg**	**1.9**
Benzo(a)pyrene	**15 J**	**370**	**ug/kg**	**1.5**
Indeno(1,2,3-cd)pyrene	**9.2 J**	**370**	**ug/kg**	**1.7**
Dibenz(a,h)anthracene	ND	370	ug/kg	1.5
Benzo(ghi)perylene	**11 J**	**370**	**ug/kg**	**1.5**

(Continued on next page)

Tetra Tech NUS, Inc

Client Sample ID: SB-517-0001

GC/MS Semivolatiles

Lot-Sample #...: A7L010179-025 **Work Order #...:** KC9Q81AD **Matrix.....:** SO

SURROGATE	PERCENT RECOVERY	RECOVERY LIMITS
Nitrobenzene-d5	54	(24 - 112)
2-Fluorobiphenyl	56	(34 - 110)
Terphenyl-d14	78	(41 - 119)
Phenol-d5	57	(28 - 110)
2-Fluorophenol	57	(26 - 110)
2,4,6-Tribromophenol	33	(10 - 118)

NOTE(S):

Results and reporting limits have been adjusted for dry weight.

J Estimated result. Result is less than RL.

Tetra Tech NUS, Inc

Client Sample ID: SB-517-0406

GC/MS Semivolatiles

Lot-Sample #...:	A7L010179-026	**Work Order #...:**	KC9RA1AD	**Matrix.....:**	SO
Date Sampled...:	11/30/07 08:30	**Date Received..:**	12/01/07		
Prep Date.....:	12/04/07	**Analysis Date..:**	12/07/07		
Prep Batch #...:	7338057				
Dilution Factor:	1	**Initial Wgt/Vol:**	30.07 g	**Final Wgt/Vol..:**	2 mL
% Moisture.....:	18	**Method.....:**	SW846 8270C		

PARAMETER	RESULT	REPORTING LIMIT	UNITS	MDL
N-Nitrosodimethylamine	ND	400	ug/kg	19
Benzaldehyde	ND	400	ug/kg	25
1,1'-Biphenyl	ND	400	ug/kg	28
Caprolactam	ND	400	ug/kg	45
Acetophenone	ND	81	ug/kg	11
Atrazine	ND	400	ug/kg	25
Phenol	ND	400	ug/kg	30
bis(2-Chloroethyl)-ether	ND	400	ug/kg	2.4
2-Chlorophenol	ND	400	ug/kg	32
2-Methylphenol	ND	400	ug/kg	34
2,2'-oxybis(1-Chloro-propane)	ND	400	ug/kg	32
4-Methylphenol	ND	400	ug/kg	27
N-Nitrosodi-n-propyl-amine	ND	400	ug/kg	28
Hexachloroethane	ND	400	ug/kg	34
Nitrobenzene	ND	400	ug/kg	2.7
Isophorone	ND	400	ug/kg	25
2-Nitrophenol	ND	400	ug/kg	23
2,4-Dimethylphenol	ND	400	ug/kg	24
bis(2-Chloroethoxy) methane	ND	400	ug/kg	27
2,4-Dichlorophenol	ND	400	ug/kg	24
Naphthalene	ND	400	ug/kg	1.9
4-Chloroaniline	ND	400	ug/kg	21
Hexachlorobutadiene	ND	400	ug/kg	32
4-Chloro-3-methylphenol	ND	400	ug/kg	25
2-Methylnaphthalene	ND	400	ug/kg	1.8
Hexachlorocyclopenta-diene	ND	400	ug/kg	19
2,4,6-Trichloro-phenol	ND	400	ug/kg	25
2,4,5-Trichloro-phenol	ND	400	ug/kg	30
2-Chloronaphthalene	ND	400	ug/kg	27
2-Nitroaniline	ND	800	ug/kg	27
Dimethyl phthalate	ND	400	ug/kg	25

(Continued on next page)

Tetra Tech NUS, Inc

Client Sample ID: SB-517-0406

GC/MS Semivolatiles

Lot-Sample #...: A7L010179-026 Work Order #...: KC9RA1AD Matrix.....: SO

PARAMETER	RESULT	REPORTING LIMIT	UNITS	MDL
Acenaphthylene	ND	400	ug/kg	1.5
2,6-Dinitrotoluene	ND	400	ug/kg	25
3-Nitroaniline	ND	800	ug/kg	19
Acenaphthene	ND	400	ug/kg	1.6
2,4-Dinitrophenol	ND	800	ug/kg	100
4-Nitrophenol	ND	800	ug/kg	130
Dibenzofuran	ND	400	ug/kg	24
2,4-Dinitrotoluene	ND	400	ug/kg	22
Diethyl phthalate	ND	400	ug/kg	23
4-Chlorophenyl phenyl ether	ND	400	ug/kg	29
Fluorene	ND	400	ug/kg	1.5
4-Nitroaniline	ND	400	ug/kg	32
4,6-Dinitro-2-methylphenol	ND	400	ug/kg	16
N-Nitrosodiphenylamine	ND	400	ug/kg	25
4-Bromophenyl phenyl ether	ND	400	ug/kg	25
Hexachlorobenzene	ND	400	ug/kg	2.5
Pentachlorophenol	ND	400	ug/kg	99
Phenanthrene	ND	400	ug/kg	2.4
Anthracene	ND	400	ug/kg	1.6
Carbazole	ND	400	ug/kg	23
Di-n-butyl phthalate	ND	400	ug/kg	23
Fluoranthene	ND	400	ug/kg	1.5
Pyrene	ND	400	ug/kg	1.3
Butyl benzyl phthalate	ND	400	ug/kg	23
3,3'-Dichlorobenzidine	ND	400	ug/kg	22
Benzo(a)anthracene	ND	400	ug/kg	1.2
Chrysene	ND	400	ug/kg	1.1
bis(2-Ethylhexyl) phthalate	ND	400	ug/kg	22
Di-n-octyl phthalate	ND	400	ug/kg	22
Benzo(b)fluoranthene	ND	400	ug/kg	1.5
Benzo(k)fluoranthene	ND	400	ug/kg	2.1
Benzo(a)pyrene	ND	400	ug/kg	1.6
Indeno(1,2,3-cd)pyrene	ND	400	ug/kg	1.8
Dibenz(a,h)anthracene	ND	400	ug/kg	1.6
Benzo(ghi)perylene	ND	400	ug/kg	1.6

(Continued on next page)

Tetra Tech NUS, Inc

Client Sample ID: SB-517-0406

GC/MS Semivolatiles

Lot-Sample #...: A7L010179-026 Work Order #...: KC9RA1AD Matrix.....: SO

SURROGATE	PERCENT RECOVERY	RECOVERY LIMITS
Nitrobenzene-d5	56	(24 - 112)
2-Fluorobiphenyl	57	(34 - 110)
Terphenyl-d14	76	(41 - 119)
Phenol-d5	57	(28 - 110)
2-Fluorophenol	58	(26 - 110)
2,4,6-Tribromophenol	28	(10 - 118)

NOTE(S):

Results and reporting limits have been adjusted for dry weight.

Tetra Tech NUS, Inc

Client Sample ID: SB-517-0810

GC/MS Semivolatiles

Lot-Sample #...: A7L010179-027 **Work Order #...:** KC9RC1AD **Matrix.....:** SO
Date Sampled...: 11/30/07 08:35 **Date Received..:** 12/01/07
Prep Date.....: 12/04/07 **Analysis Date..:** 12/07/07
Prep Batch #...: 7338057
Dilution Factor: 1 **Initial Wgt/Vol:** 30.2 g **Final Wgt/Vol..:** 2 mL
% Moisture.....: 17 **Method.....:** SW846 8270C

PARAMETER	RESULT	REPORTING LIMIT	UNITS	MDL
N-Nitrosodimethylamine	ND	400	ug/kg	19
Benzaldehyde	ND	400	ug/kg	25
1,1'-Biphenyl	ND	400	ug/kg	28
Caprolactam	ND	400	ug/kg	45
Acetophenone	ND	81	ug/kg	11
Atrazine	ND	400	ug/kg	25
Phenol	ND	400	ug/kg	30
bis(2-Chloroethyl)-ether	ND	400	ug/kg	2.4
2-Chlorophenol	ND	400	ug/kg	31
2-Methylphenol	ND	400	ug/kg	34
2,2'-oxybis(1-Chloro-propane)	ND	400	ug/kg	31
4-Methylphenol	ND	400	ug/kg	27
N-Nitrosodi-n-propyl-amine	ND	400	ug/kg	28
Hexachloroethane	ND	400	ug/kg	34
Nitrobenzene	ND	400	ug/kg	2.7
Isophorone	ND	400	ug/kg	25
2-Nitrophenol	ND	400	ug/kg	23
2,4-Dimethylphenol	ND	400	ug/kg	24
bis(2-Chloroethoxy) methane	ND	400	ug/kg	27
2,4-Dichlorophenol	ND	400	ug/kg	24
Naphthalene	ND	400	ug/kg	1.9
4-Chloroaniline	ND	400	ug/kg	21
Hexachlorobutadiene	ND	400	ug/kg	31
4-Chloro-3-methylphenol	ND	400	ug/kg	25
2-Methylnaphthalene	ND	400	ug/kg	1.8
Hexachlorocyclopenta-diene	ND	400	ug/kg	19
2,4,6-Trichloro-phenol	ND	400	ug/kg	25
2,4,5-Trichloro-phenol	ND	400	ug/kg	30
2-Chloronaphthalene	ND	400	ug/kg	27
2-Nitroaniline	ND	800	ug/kg	27
Dimethyl phthalate	ND	400	ug/kg	25

(Continued on next page)

Tetra Tech NUS, Inc

Client Sample ID: SB-517-0810

GC/MS Semivolatiles

Lot-Sample #...: A7L010179-027 **Work Order #...:** KC9RC1AD **Matrix.....:** SO

PARAMETER	RESULT	REPORTING LIMIT	UNITS	MDL
Acenaphthylene	ND	400	ug/kg	1.5
2,6-Dinitrotoluene	ND	400	ug/kg	25
3-Nitroaniline	ND	800	ug/kg	19
Acenaphthene	ND	400	ug/kg	1.6
2,4-Dinitrophenol	ND	800	ug/kg	100
4-Nitrophenol	ND	800	ug/kg	130
Dibenzofuran	ND	400	ug/kg	24
2,4-Dinitrotoluene	ND	400	ug/kg	22
Diethyl phthalate	ND	400	ug/kg	23
4-Chlorophenyl phenyl ether	ND	400	ug/kg	29
Fluorene	ND	400	ug/kg	1.5
4-Nitroaniline	ND	400	ug/kg	31
4,6-Dinitro-2-methylphenol	ND	400	ug/kg	16
N-Nitrosodiphenylamine	ND	400	ug/kg	25
4-Bromophenyl phenyl ether	ND	400	ug/kg	25
Hexachlorobenzene	ND	400	ug/kg	2.5
Pentachlorophenol	ND	400	ug/kg	99
Phenanthrene	**25 J**	**400**	**ug/kg**	**2.4**
Anthracene	ND	400	ug/kg	1.6
Carbazole	ND	400	ug/kg	23
Di-n-butyl phthalate	ND	400	ug/kg	23
Fluoranthene	**57 J**	**400**	**ug/kg**	**1.5**
Pyrene	**48 J**	**400**	**ug/kg**	**1.3**
Butyl benzyl phthalate	ND	400	ug/kg	23
3,3'-Dichlorobenzidine	ND	400	ug/kg	22
Benzo(a)anthracene	**29 J**	**400**	**ug/kg**	**1.1**
Chrysene	**32 J**	**400**	**ug/kg**	**1.1**
bis(2-Ethylhexyl) phthalate	**30 J**	**400**	**ug/kg**	**22**
Di-n-octyl phthalate	ND	400	ug/kg	22
Benzo(b)fluoranthene	**48 J**	**400**	**ug/kg**	**1.5**
Benzo(k)fluoranthene	**16 J**	**400**	**ug/kg**	**2.1**
Benzo(a)pyrene	**30 J**	**400**	**ug/kg**	**1.6**
Indeno(1,2,3-cd)pyrene	**17 J**	**400**	**ug/kg**	**1.8**
Dibenz(a,h)anthracene	ND	400	ug/kg	1.6
Benzo(ghi)perylene	**21 J**	**400**	**ug/kg**	**1.6**

(Continued on next page)

Tetra Tech NUS, Inc

Client Sample ID: SB-517-0810

GC/MS Semivolatiles

Lot-Sample #...: A7L010179-027 **Work Order #...:** KC9RC1AD **Matrix.....:** SO

SURROGATE	PERCENT RECOVERY	RECOVERY LIMITS
Nitrobenzene-d5	49	(24 - 112)
2-Fluorobiphenyl	54	(34 - 110)
Terphenyl-d14	70	(41 - 119)
Phenol-d5	54	(28 - 110)
2-Fluorophenol	54	(26 - 110)
2,4,6-Tribromophenol	23	(10 - 118)

NOTE(S):

Results and reporting limits have been adjusted for dry weight.

J Estimated result. Result is less than RL.

Tetra Tech NUS, Inc

Client Sample ID: SB-518-0001

GC/MS Semivolatiles

Lot-Sample #...: A7L010179-028 **Work Order #...:** KC9RG1AD **Matrix.....:** SO
Date Sampled...: 11/30/07 09:25 **Date Received..:** 12/01/07
Prep Date.....: 12/04/07 **Analysis Date..:** 12/10/07
Prep Batch #...: 7338057
Dilution Factor: 1 **Initial Wgt/Vol:** 30.09 g **Final Wgt/Vol..:** 2 mL
% Moisture.....: 17 **Method.....:** SW846 8270C

PARAMETER	RESULT	REPORTING LIMIT	UNITS	MDL
N-Nitrosodimethylamine	ND	400	ug/kg	19
Benzaldehyde	ND	400	ug/kg	25
1,1'-Biphenyl	ND	400	ug/kg	28
Caprolactam	ND	400	ug/kg	45
Acetophenone	ND	80	ug/kg	11
Atrazine	ND	400	ug/kg	25
Phenol	ND	400	ug/kg	30
bis(2-Chloroethyl)-ether	ND	400	ug/kg	2.4
2-Chlorophenol	ND	400	ug/kg	31
2-Methylphenol	ND	400	ug/kg	34
2,2'-oxybis(1-Chloro-propane)	ND	400	ug/kg	31
4-Methylphenol	ND	400	ug/kg	27
N-Nitrosodi-n-propyl-amine	ND	400	ug/kg	28
Hexachloroethane	ND	400	ug/kg	34
Nitrobenzene	ND	400	ug/kg	2.7
Isophorone	ND	400	ug/kg	25
2-Nitrophenol	ND	400	ug/kg	23
2,4-Dimethylphenol	ND	400	ug/kg	24
bis(2-Chloroethoxy) methane	ND	400	ug/kg	27
2,4-Dichlorophenol	ND	400	ug/kg	24
Naphthalene	ND	400	ug/kg	1.9
4-Chloroaniline	ND	400	ug/kg	21
Hexachlorobutadiene	ND	400	ug/kg	31
4-Chloro-3-methylphenol	ND	400	ug/kg	25
2-Methylnaphthalene	ND	400	ug/kg	1.8
Hexachlorocyclopenta-diene	ND	400	ug/kg	19
2,4,6-Trichloro-phenol	ND	400	ug/kg	25
2,4,5-Trichloro-phenol	ND	400	ug/kg	30
2-Chloronaphthalene	ND	400	ug/kg	27
2-Nitroaniline	ND	800	ug/kg	27
Dimethyl phthalate	ND	400	ug/kg	25

(Continued on next page)

Tetra Tech NUS, Inc

Client Sample ID: SB-518-0001

GC/MS Semivolatiles

Lot-Sample #...: A7L010179-028 **Work Order #...:** KC9RG1AD **Matrix.....:** SO

PARAMETER	RESULT	REPORTING LIMIT	UNITS	MDL
Acenaphthylene	ND	400	ug/kg	1.4
2,6-Dinitrotoluene	ND	400	ug/kg	25
3-Nitroaniline	ND	800	ug/kg	19
Acenaphthene	ND	400	ug/kg	1.6
2,4-Dinitrophenol	ND	800	ug/kg	100
4-Nitrophenol	ND	800	ug/kg	130
Dibenzofuran	ND	400	ug/kg	24
2,4-Dinitrotoluene	ND	400	ug/kg	22
Diethyl phthalate	ND	400	ug/kg	23
4-Chlorophenyl phenyl ether	ND	400	ug/kg	29
Fluorene	ND	400	ug/kg	1.4
4-Nitroaniline	ND	400	ug/kg	31
4,6-Dinitro-2-methylphenol	ND	400	ug/kg	16
N-Nitrosodiphenylamine	ND	400	ug/kg	25
4-Bromophenyl phenyl ether	ND	400	ug/kg	25
Hexachlorobenzene	ND	400	ug/kg	2.5
Pentachlorophenol	ND	400	ug/kg	99
Phenanthrene	ND	400	ug/kg	2.4
Anthracene	ND	400	ug/kg	1.6
Carbazole	ND	400	ug/kg	23
Di-n-butyl phthalate	ND	400	ug/kg	23
Fluoranthene	ND	400	ug/kg	1.4
Pyrene	ND	400	ug/kg	1.3
Butyl benzyl phthalate	ND	400	ug/kg	23
3,3'-Dichlorobenzidine	ND	400	ug/kg	22
Benzo(a)anthracene	ND	400	ug/kg	1.1
Chrysene	ND	400	ug/kg	1.1
bis(2-Ethylhexyl) phthalate	ND	400	ug/kg	22
Di-n-octyl phthalate	ND	400	ug/kg	22
Benzo(b)fluoranthene	ND	400	ug/kg	1.4
Benzo(k)fluoranthene	ND	400	ug/kg	2.1
Benzo(a)pyrene	ND	400	ug/kg	1.6
Indeno(1,2,3-cd)pyrene	ND	400	ug/kg	1.8
Dibenz(a,h)anthracene	ND	400	ug/kg	1.6
Benzo(ghi)perylene	ND	400	ug/kg	1.6

(Continued on next page)

Tetra Tech NUS, Inc

Client Sample ID: SB-518-0001

GC/MS Semivolatiles

Lot-Sample #...: A7L010179-028 **Work Order #...:** KC9RG1AD **Matrix.....:** SO

SURROGATE	PERCENT RECOVERY	RECOVERY LIMITS
Nitrobenzene-d5	65	(24 - 112)
2-Fluorobiphenyl	65	(34 - 110)
Terphenyl-d14	80	(41 - 119)
Phenol-d5	59	(28 - 110)
2-Fluorophenol	61	(26 - 110)
2,4,6-Tribromophenol	40	(10 - 118)

NOTE(S):

Results and reporting limits have been adjusted for dry weight.

Tetra Tech NUS, Inc

Client Sample ID: SB-518-0406

GC/MS Semivolatiles

Lot-Sample #...:	A7L010179-029	**Work Order #...:**	KC9RJ1AD	**Matrix.....:**	SO
Date Sampled...:	11/30/07 09:35	**Date Received..:**	12/01/07		
Prep Date.....:	12/04/07	**Analysis Date..:**	12/07/07		
Prep Batch #...:	7338057				
Dilution Factor:	1	**Initial Wgt/Vol:**	30.18 g	**Final Wgt/Vol..:**	2 mL
% Moisture.....:	17	**Method.....:**	SW846 8270C		

PARAMETER	RESULT	REPORTING LIMIT	UNITS	MDL
N-Nitrosodimethylamine	ND	400	ug/kg	19
Benzaldehyde	ND	400	ug/kg	25
1,1'-Biphenyl	ND	400	ug/kg	28
Caprolactam	ND	400	ug/kg	45
Acetophenone	ND	80	ug/kg	11
Atrazine	ND	400	ug/kg	25
Phenol	ND	400	ug/kg	30
bis(2-Chloroethyl)-ether	ND	400	ug/kg	2.4
2-Chlorophenol	ND	400	ug/kg	31
2-Methylphenol	ND	400	ug/kg	34
2,2'-oxybis(1-Chloro-propane)	ND	400	ug/kg	31
4-Methylphenol	ND	400	ug/kg	26
N-Nitrosodi-n-propyl-amine	ND	400	ug/kg	28
Hexachloroethane	ND	400	ug/kg	34
Nitrobenzene	ND	400	ug/kg	2.6
Isophorone	ND	400	ug/kg	25
2-Nitrophenol	ND	400	ug/kg	23
2,4-Dimethylphenol	ND	400	ug/kg	24
bis(2-Chloroethoxy) methane	ND	400	ug/kg	26
2,4-Dichlorophenol	ND	400	ug/kg	24
Naphthalene	ND	400	ug/kg	1.9
4-Chloroaniline	ND	400	ug/kg	20
Hexachlorobutadiene	ND	400	ug/kg	31
4-Chloro-3-methylphenol	ND	400	ug/kg	25
2-Methylnaphthalene	ND	400	ug/kg	1.8
Hexachlorocyclopenta-diene	ND	400	ug/kg	19
2,4,6-Trichloro-phenol	ND	400	ug/kg	25
2,4,5-Trichloro-phenol	ND	400	ug/kg	30
2-Chloronaphthalene	ND	400	ug/kg	26
2-Nitroaniline	ND	790	ug/kg	26
Dimethyl phthalate	ND	400	ug/kg	25

(Continued on next page)

Tetra Tech NUS, Inc

Client Sample ID: SB-518-0406

GC/MS Semivolatiles

Lot-Sample #...: A7L010179-029 **Work Order #...:** KC9RJ1AD **Matrix.....:** SO

PARAMETER	RESULT	REPORTING LIMIT	UNITS	MDL
Acenaphthylene	ND	400	ug/kg	1.4
2,6-Dinitrotoluene	ND	400	ug/kg	25
3-Nitroaniline	ND	790	ug/kg	19
Acenaphthene	ND	400	ug/kg	1.6
2,4-Dinitrophenol	ND	790	ug/kg	100
4-Nitrophenol	ND	790	ug/kg	130
Dibenzofuran	ND	400	ug/kg	24
2,4-Dinitrotoluene	ND	400	ug/kg	22
Diethyl phthalate	ND	400	ug/kg	23
4-Chlorophenyl phenyl ether	ND	400	ug/kg	29
Fluorene	ND	400	ug/kg	1.4
4-Nitroaniline	ND	400	ug/kg	31
4,6-Dinitro-2-methylphenol	ND	400	ug/kg	16
N-Nitrosodiphenylamine	ND	400	ug/kg	25
4-Bromophenyl phenyl ether	ND	400	ug/kg	25
Hexachlorobenzene	ND	400	ug/kg	2.5
Pentachlorophenol	ND	400	ug/kg	99
Phenanthrene	ND	400	ug/kg	2.4
Anthracene	ND	400	ug/kg	1.6
Carbazole	ND	400	ug/kg	23
Di-n-butyl phthalate	ND	400	ug/kg	23
Fluoranthene	ND	400	ug/kg	1.4
Pyrene	ND	400	ug/kg	1.3
Butyl benzyl phthalate	ND	400	ug/kg	23
3,3'-Dichlorobenzidine	ND	400	ug/kg	22
Benzo(a)anthracene	ND	400	ug/kg	1.1
Chrysene	ND	400	ug/kg	1.1
bis(2-Ethylhexyl) phthalate	ND	400	ug/kg	22
Di-n-octyl phthalate	ND	400	ug/kg	22
Benzo(b)fluoranthene	ND	400	ug/kg	1.4
Benzo(k)fluoranthene	ND	400	ug/kg	2.0
Benzo(a)pyrene	ND	400	ug/kg	1.6
Indeno(1,2,3-cd)pyrene	ND	400	ug/kg	1.8
Dibenz(a,h)anthracene	ND	400	ug/kg	1.6
Benzo(ghi)perylene	ND	400	ug/kg	1.6

(Continued on next page)

Tetra Tech NUS, Inc

Client Sample ID: SB-518-0406

GC/MS Semivolatiles

Lot-Sample #...: A7L010179-029 **Work Order #...:** KC9RJ1AD **Matrix.....:** SO

SURROGATE	PERCENT RECOVERY	RECOVERY LIMITS
Nitrobenzene-d5	55	(24 - 112)
2-Fluorobiphenyl	57	(34 - 110)
Terphenyl-d14	75	(41 - 119)
Phenol-d5	55	(28 - 110)
2-Fluorophenol	57	(26 - 110)
2,4,6-Tribromophenol	37	(10 - 118)

NOTE(S):

Results and reporting limits have been adjusted for dry weight.

Tetra Tech NUS, Inc

Client Sample ID: SB-518-0810

GC/MS Semivolatiles

Lot-Sample #...:	A7L010179-030	**Work Order #...:**	KC9RK1AD	**Matrix.....:**	SO
Date Sampled...:	11/30/07 09:45	**Date Received..:**	12/01/07		
Prep Date.....:	12/04/07	**Analysis Date..:**	12/07/07		
Prep Batch #...:	7338057				
Dilution Factor:	1	**Initial Wgt/Vol:**	30.17 g	**Final Wgt/Vol..:**	2 mL
% Moisture.....:	23	**Method.....:**	SW846 8270C		

PARAMETER	RESULT	REPORTING LIMIT	UNITS	MDL
N-Nitrosodimethylamine	ND	430	ug/kg	21
Benzaldehyde	ND	430	ug/kg	27
1,1'-Biphenyl	ND	430	ug/kg	30
Caprolactam	ND	430	ug/kg	48
Acetophenone	ND	87	ug/kg	12
Atrazine	ND	430	ug/kg	27
Phenol	ND	430	ug/kg	32
bis(2-Chloroethyl)-ether	ND	430	ug/kg	2.6
2-Chlorophenol	ND	430	ug/kg	34
2-Methylphenol	ND	430	ug/kg	36
2,2'-oxybis(1-Chloro-propane)	ND	430	ug/kg	34
4-Methylphenol	ND	430	ug/kg	29
N-Nitrosodi-n-propyl-amine	ND	430	ug/kg	30
Hexachloroethane	ND	430	ug/kg	36
Nitrobenzene	ND	430	ug/kg	2.9
Isophorone	ND	430	ug/kg	27
2-Nitrophenol	ND	430	ug/kg	25
2,4-Dimethylphenol	ND	430	ug/kg	26
bis(2-Chloroethoxy) methane	ND	430	ug/kg	29
2,4-Dichlorophenol	ND	430	ug/kg	26
Naphthalene	ND	430	ug/kg	2.1
4-Chloroaniline	ND	430	ug/kg	22
Hexachlorobutadiene	ND	430	ug/kg	34
4-Chloro-3-methylphenol	ND	430	ug/kg	27
2-Methylnaphthalene	ND	430	ug/kg	1.9
Hexachlorocyclopenta-diene	ND	430	ug/kg	21
2,4,6-Trichloro-phenol	ND	430	ug/kg	27
2,4,5-Trichloro-phenol	ND	430	ug/kg	32
2-Chloronaphthalene	ND	430	ug/kg	29
2-Nitroaniline	ND	860	ug/kg	29
Dimethyl phthalate	ND	430	ug/kg	27

(Continued on next page)

Tetra Tech NUS, Inc

Client Sample ID: SB-518-0810

GC/MS Semivolatiles

Lot-Sample #...: A7L010179-030 Work Order #...: KC9RK1AD Matrix.....: SO

PARAMETER	RESULT	REPORTING LIMIT	UNITS	MDL
Acenaphthylene	ND	430	ug/kg	1.6
2,6-Dinitrotoluene	ND	430	ug/kg	27
3-Nitroaniline	ND	860	ug/kg	21
Acenaphthene	ND	430	ug/kg	1.7
2,4-Dinitrophenol	ND	860	ug/kg	110
4-Nitrophenol	ND	860	ug/kg	140
Dibenzofuran	ND	430	ug/kg	26
2,4-Dinitrotoluene	ND	430	ug/kg	23
Diethyl phthalate	ND	430	ug/kg	25
4-Chlorophenyl phenyl ether	ND	430	ug/kg	31
Fluorene	ND	430	ug/kg	1.6
4-Nitroaniline	ND	430	ug/kg	34
4,6-Dinitro-2-methylphenol	ND	430	ug/kg	17
N-Nitrosodiphenylamine	ND	430	ug/kg	27
4-Bromophenyl phenyl ether	ND	430	ug/kg	27
Hexachlorobenzene	ND	430	ug/kg	2.7
Pentachlorophenol	ND	430	ug/kg	110
Phenanthrene	ND	430	ug/kg	2.6
Anthracene	ND	430	ug/kg	1.7
Carbazole	ND	430	ug/kg	25
Di-n-butyl phthalate	ND	430	ug/kg	25
Fluoranthene	ND	430	ug/kg	1.6
Pyrene	ND	430	ug/kg	1.4
Butyl benzyl phthalate	ND	430	ug/kg	25
3,3'-Dichlorobenzidine	ND	430	ug/kg	23
Benzo(a)anthracene	ND	430	ug/kg	1.2
Chrysene	ND	430	ug/kg	1.2
bis(2-Ethylhexyl) phthalate	ND	430	ug/kg	23
Di-n-octyl phthalate	ND	430	ug/kg	23
Benzo(b)fluoranthene	ND	430	ug/kg	1.6
Benzo(k)fluoranthene	ND	430	ug/kg	2.2
Benzo(a)pyrene	ND	430	ug/kg	1.7
Indeno(1,2,3-cd)pyrene	ND	430	ug/kg	1.9
Dibenz(a,h)anthracene	ND	430	ug/kg	1.7
Benzo(ghi)perylene	ND	430	ug/kg	1.7

(Continued on next page)

Tetra Tech NUS, Inc

Client Sample ID: SB-518-0810

GC/MS Semivolatiles

Lot-Sample #...: A7L010179-030 **Work Order #...:** KC9RK1AD **Matrix.....:** SO

SURROGATE	PERCENT RECOVERY	RECOVERY LIMITS
Nitrobenzene-d5	48	(24 - 112)
2-Fluorobiphenyl	45	(34 - 110)
Terphenyl-d14	65	(41 - 119)
Phenol-d5	52	(28 - 110)
2-Fluorophenol	55	(26 - 110)
2,4,6-Tribromophenol	30	(10 - 118)

NOTE(S):

Results and reporting limits have been adjusted for dry weight.

Tetra Tech NUS, Inc

Client Sample ID: SB-519-0001

GC/MS Semivolatiles

Lot-Sample #...:	A7L010179-031	**Work Order #...:**	KC9RL1AD	**Matrix.....:**	SO
Date Sampled...:	11/30/07 10:20	**Date Received..:**	12/01/07		
Prep Date.....:	12/04/07	**Analysis Date..:**	12/07/07		
Prep Batch #...:	7338057				
Dilution Factor:	1	**Initial Wgt/Vol:**	30.02 g	**Final Wgt/Vol..:**	2 mL
% Moisture.....:	15	**Method.....:**	SW846 8270C		

PARAMETER	RESULT	REPORTING LIMIT	UNITS	MDL
N-Nitrosodimethylamine	ND	390	ug/kg	19
Benzaldehyde	ND	390	ug/kg	25
1,1'-Biphenyl	ND	390	ug/kg	27
Caprolactam	ND	390	ug/kg	44
Acetophenone	ND	78	ug/kg	11
Atrazine	ND	390	ug/kg	25
Phenol	ND	390	ug/kg	29
bis(2-Chloroethyl)-ether	ND	390	ug/kg	2.4
2-Chlorophenol	ND	390	ug/kg	31
2-Methylphenol	ND	390	ug/kg	33
2,2'-oxybis(1-Chloro-propane)	ND	390	ug/kg	31
4-Methylphenol	ND	390	ug/kg	26
N-Nitrosodi-n-propyl-amine	ND	390	ug/kg	27
Hexachloroethane	ND	390	ug/kg	33
Nitrobenzene	ND	390	ug/kg	2.6
Isophorone	ND	390	ug/kg	25
2-Nitrophenol	ND	390	ug/kg	22
2,4-Dimethylphenol	ND	390	ug/kg	24
bis(2-Chloroethoxy) methane	ND	390	ug/kg	26
2,4-Dichlorophenol	ND	390	ug/kg	24
Naphthalene	ND	390	ug/kg	1.9
4-Chloroaniline	ND	390	ug/kg	20
Hexachlorobutadiene	ND	390	ug/kg	31
4-Chloro-3-methylphenol	ND	390	ug/kg	25
2-Methylnaphthalene	ND	390	ug/kg	1.8
Hexachlorocyclopenta-diene	ND	390	ug/kg	19
2,4,6-Trichloro-phenol	ND	390	ug/kg	25
2,4,5-Trichloro-phenol	ND	390	ug/kg	29
2-Chloronaphthalene	ND	390	ug/kg	26
2-Nitroaniline	ND	780	ug/kg	26
Dimethyl phthalate	ND	390	ug/kg	25

(Continued on next page)

Tetra Tech NUS, Inc

Client Sample ID: SB-519-0001

GC/MS Semivolatiles

Lot-Sample #...: A7L010179-031 **Work Order #...:** KC9RL1AD **Matrix.....:** SO

PARAMETER	RESULT	REPORTING LIMIT	UNITS	MDL
Acenaphthylene	ND	390	ug/kg	1.4
2,6-Dinitrotoluene	ND	390	ug/kg	25
3-Nitroaniline	ND	780	ug/kg	19
Acenaphthene	ND	390	ug/kg	1.5
2,4-Dinitrophenol	ND	780	ug/kg	98
4-Nitrophenol	ND	780	ug/kg	130
Dibenzofuran	ND	390	ug/kg	24
2,4-Dinitrotoluene	ND	390	ug/kg	21
Diethyl phthalate	ND	390	ug/kg	22
4-Chlorophenyl phenyl ether	ND	390	ug/kg	28
Fluorene	ND	390	ug/kg	1.4
4-Nitroaniline	ND	390	ug/kg	31
4,6-Dinitro-2-methylphenol	ND	390	ug/kg	15
N-Nitrosodiphenylamine	ND	390	ug/kg	25
4-Bromophenyl phenyl ether	ND	390	ug/kg	25
Hexachlorobenzene	ND	390	ug/kg	2.5
Pentachlorophenol	ND	390	ug/kg	97
Phenanthrene	ND	390	ug/kg	2.4
Anthracene	ND	390	ug/kg	1.5
Carbazole	ND	390	ug/kg	22
Di-n-butyl phthalate	ND	390	ug/kg	22
Fluoranthene	ND	390	ug/kg	1.4
Pyrene	ND	390	ug/kg	1.3
Butyl benzyl phthalate	ND	390	ug/kg	22
3,3'-Dichlorobenzidine	ND	390	ug/kg	21
Benzo(a)anthracene	ND	390	ug/kg	1.1
Chrysene	ND	390	ug/kg	1.1
bis(2-Ethylhexyl) phthalate	**31 J**	**390**	**ug/kg**	**21**
Di-n-octyl phthalate	ND	390	ug/kg	21
Benzo(b)fluoranthene	**12 J**	**390**	**ug/kg**	**1.4**
Benzo(k)fluoranthene	ND	390	ug/kg	2.0
Benzo(a)pyrene	ND	390	ug/kg	1.5
Indeno(1,2,3-cd)pyrene	ND	390	ug/kg	1.8
Dibenz(a,h)anthracene	ND	390	ug/kg	1.5
Benzo(ghi)perylene	ND	390	ug/kg	1.5

(Continued on next page)

Tetra Tech NUS, Inc

Client Sample ID: SB-519-0001

GC/MS Semivolatiles

Lot-Sample #...: A7L010179-031 Work Order #...: KC9RL1AD Matrix.....: SO

SURROGATE	PERCENT RECOVERY	RECOVERY LIMITS
Nitrobenzene-d5	55	(24 - 112)
2-Fluorobiphenyl	58	(34 - 110)
Terphenyl-d14	78	(41 - 119)
Phenol-d5	58	(28 - 110)
2-Fluorophenol	59	(26 - 110)
2,4,6-Tribromophenol	36	(10 - 118)

NOTE(S):

Results and reporting limits have been adjusted for dry weight.

J Estimated result. Result is less than RL.

Tetra Tech NUS, Inc

Client Sample ID: SB-519-0406

GC/MS Semivolatiles

Lot-Sample #...: A7L010179-032 **Work Order #...:** KC9RN1AD **Matrix.....:** SO
Date Sampled...: 11/30/07 10:25 **Date Received..:** 12/01/07
Prep Date.....: 12/04/07 **Analysis Date..:** 12/07/07
Prep Batch #...: 7338057
Dilution Factor: 1 **Initial Wgt/Vol:** 30.2 g **Final Wgt/Vol..:** 2 mL
% Moisture.....: 14 **Method.....:** SW846 8270C

PARAMETER	RESULT	REPORTING LIMIT	UNITS	MDL
N-Nitrosodimethylamine	ND	380	ug/kg	19
Benzaldehyde	ND	380	ug/kg	24
1,1'-Biphenyl	ND	380	ug/kg	27
Caprolactam	ND	380	ug/kg	43
Acetophenone	ND	77	ug/kg	10
Atrazine	ND	380	ug/kg	24
Phenol	ND	380	ug/kg	29
bis(2-Chloroethyl)-ether	ND	380	ug/kg	2.3
2-Chlorophenol	ND	380	ug/kg	30
2-Methylphenol	ND	380	ug/kg	33
2,2'-oxybis(1-Chloro-propane)	ND	380	ug/kg	30
4-Methylphenol	ND	380	ug/kg	26
N-Nitrosodi-n-propyl-amine	ND	380	ug/kg	27
Hexachloroethane	ND	380	ug/kg	33
Nitrobenzene	ND	380	ug/kg	2.6
Isophorone	ND	380	ug/kg	24
2-Nitrophenol	ND	380	ug/kg	22
2,4-Dimethylphenol	ND	380	ug/kg	23
bis(2-Chloroethoxy) methane	ND	380	ug/kg	26
2,4-Dichlorophenol	ND	380	ug/kg	23
Naphthalene	ND	380	ug/kg	1.9
4-Chloroaniline	ND	380	ug/kg	20
Hexachlorobutadiene	ND	380	ug/kg	30
4-Chloro-3-methylphenol	ND	380	ug/kg	24
2-Methylnaphthalene	ND	380	ug/kg	1.7
Hexachlorocyclopenta-diene	ND	380	ug/kg	19
2,4,6-Trichloro-phenol	ND	380	ug/kg	24
2,4,5-Trichloro-phenol	ND	380	ug/kg	29
2-Chloronaphthalene	ND	380	ug/kg	26
2-Nitroaniline	ND	770	ug/kg	26
Dimethyl phthalate	ND	380	ug/kg	24

(Continued on next page)

Tetra Tech NUS, Inc

Client Sample ID: SB-519-0406

GC/MS Semivolatiles

Lot-Sample #...: A7L010179-032 **Work Order #...:** KC9RN1AD **Matrix.....:** SO

PARAMETER	RESULT	REPORTING LIMIT	UNITS	MDL
Acenaphthylene	ND	380	ug/kg	1.4
2,6-Dinitrotoluene	ND	380	ug/kg	24
3-Nitroaniline	ND	770	ug/kg	19
Acenaphthene	ND	380	ug/kg	1.5
2,4-Dinitrophenol	ND	770	ug/kg	96
4-Nitrophenol	ND	770	ug/kg	130
Dibenzofuran	ND	380	ug/kg	23
2,4-Dinitrotoluene	ND	380	ug/kg	21
Diethyl phthalate	ND	380	ug/kg	22
4-Chlorophenyl phenyl ether	ND	380	ug/kg	28
Fluorene	ND	380	ug/kg	1.4
4-Nitroaniline	ND	380	ug/kg	30
4,6-Dinitro-2-methylphenol	ND	380	ug/kg	15
N-Nitrosodiphenylamine	ND	380	ug/kg	24
4-Bromophenyl phenyl ether	ND	380	ug/kg	24
Hexachlorobenzene	ND	380	ug/kg	2.4
Pentachlorophenol	ND	380	ug/kg	95
Phenanthrene	ND	380	ug/kg	2.3
Anthracene	ND	380	ug/kg	1.5
Carbazole	ND	380	ug/kg	22
Di-n-butyl phthalate	ND	380	ug/kg	22
Fluoranthene	ND	380	ug/kg	1.4
Pyrene	ND	380	ug/kg	1.3
Butyl benzyl phthalate	ND	380	ug/kg	22
3,3'-Dichlorobenzidine	ND	380	ug/kg	21
Benzo(a)anthracene	ND	380	ug/kg	1.1
Chrysene	ND	380	ug/kg	1.0
bis(2-Ethylhexyl) phthalate	ND	380	ug/kg	21
Di-n-octyl phthalate	ND	380	ug/kg	21
Benzo(b)fluoranthene	ND	380	ug/kg	1.4
Benzo(k)fluoranthene	ND	380	ug/kg	2.0
Benzo(a)pyrene	ND	380	ug/kg	1.5
Indeno(1,2,3-cd)pyrene	ND	380	ug/kg	1.7
Dibenz(a,h)anthracene	ND	380	ug/kg	1.5
Benzo(ghi)perylene	ND	380	ug/kg	1.5

(Continued on next page)

Tetra Tech NUS, Inc

Client Sample ID: SB-519-0406

GC/MS Semivolatiles

Lot-Sample #...: A7L010179-032 **Work Order #...:** KC9RN1AD **Matrix.....:** SO

SURROGATE	PERCENT RECOVERY	RECOVERY LIMITS
Nitrobenzene-d5	47	(24 - 112)
2-Fluorobiphenyl	49	(34 - 110)
Terphenyl-d14	77	(41 - 119)
Phenol-d5	51	(28 - 110)
2-Fluorophenol	51	(26 - 110)
2,4,6-Tribromophenol	36	(10 - 118)

NOTE(S):

Results and reporting limits have been adjusted for dry weight.

Tetra Tech NUS, Inc

Client Sample ID: SB-519-0810

GC/MS Semivolatiles

Lot-Sample #...: A7L010179-033 **Work Order #...:** KC9RQ1AD **Matrix.....:** SO
Date Sampled...: 11/30/07 10:30 **Date Received..:** 12/01/07
Prep Date.....: 12/04/07 **Analysis Date..:** 12/10/07
Prep Batch #...: 7338057
Dilution Factor: 1 **Initial Wgt/Vol:** 30.17 g **Final Wgt/Vol..:** 2 mL
% Moisture.....: 14 **Method.....:** SW846 8270C

PARAMETER	RESULT	REPORTING LIMIT	UNITS	MDL
N-Nitrosodimethylamine	ND	380	ug/kg	19
Benzaldehyde	ND	380	ug/kg	24
1,1'-Biphenyl	ND	380	ug/kg	27
Caprolactam	ND	380	ug/kg	43
Acetophenone	ND	77	ug/kg	10
Atrazine	ND	380	ug/kg	24
Phenol	ND	380	ug/kg	29
bis(2-Chloroethyl)-ether	ND	380	ug/kg	2.3
2-Chlorophenol	ND	380	ug/kg	30
2-Methylphenol	ND	380	ug/kg	33
2,2'-oxybis(1-Chloro-propane)	ND	380	ug/kg	30
4-Methylphenol	ND	380	ug/kg	26
N-Nitrosodi-n-propyl-amine	ND	380	ug/kg	27
Hexachloroethane	ND	380	ug/kg	33
Nitrobenzene	ND	380	ug/kg	2.6
Isophorone	ND	380	ug/kg	24
2-Nitrophenol	ND	380	ug/kg	22
2,4-Dimethylphenol	ND	380	ug/kg	23
bis(2-Chloroethoxy) methane	ND	380	ug/kg	26
2,4-Dichlorophenol	ND	380	ug/kg	23
Naphthalene	ND	380	ug/kg	1.9
4-Chloroaniline	ND	380	ug/kg	20
Hexachlorobutadiene	ND	380	ug/kg	30
4-Chloro-3-methylphenol	ND	380	ug/kg	24
2-Methylnaphthalene	ND	380	ug/kg	1.7
Hexachlorocyclopenta-diene	ND	380	ug/kg	19
2,4,6-Trichloro-phenol	ND	380	ug/kg	24
2,4,5-Trichloro-phenol	ND	380	ug/kg	29
2-Chloronaphthalene	ND	380	ug/kg	26
2-Nitroaniline	ND	770	ug/kg	26
Dimethyl phthalate	ND	380	ug/kg	24

(Continued on next page)

Tetra Tech NUS, Inc

Client Sample ID: SB-519-0810

GC/MS Semivolatiles

Lot-Sample #...: A7L010179-033 **Work Order #...:** KC9RQ1AD **Matrix.....:** SO

PARAMETER	RESULT	REPORTING LIMIT	UNITS	MDL
Acenaphthylene	ND	380	ug/kg	1.4
2,6-Dinitrotoluene	ND	380	ug/kg	24
3-Nitroaniline	ND	770	ug/kg	19
Acenaphthene	ND	380	ug/kg	1.5
2,4-Dinitrophenol	ND	770	ug/kg	96
4-Nitrophenol	ND	770	ug/kg	130
Dibenzofuran	ND	380	ug/kg	23
2,4-Dinitrotoluene	ND	380	ug/kg	21
Diethyl phthalate	ND	380	ug/kg	22
4-Chlorophenyl phenyl ether	ND	380	ug/kg	28
Fluorene	ND	380	ug/kg	1.4
4-Nitroaniline	ND	380	ug/kg	30
4,6-Dinitro-2-methylphenol	ND	380	ug/kg	15
N-Nitrosodiphenylamine	ND	380	ug/kg	24
4-Bromophenyl phenyl ether	ND	380	ug/kg	24
Hexachlorobenzene	ND	380	ug/kg	2.4
Pentachlorophenol	ND	380	ug/kg	95
Phenanthrene	ND	380	ug/kg	2.3
Anthracene	ND	380	ug/kg	1.5
Carbazole	ND	380	ug/kg	22
Di-n-butyl phthalate	ND	380	ug/kg	22
Fluoranthene	ND	380	ug/kg	1.4
Pyrene	ND	380	ug/kg	1.3
Butyl benzyl phthalate	ND	380	ug/kg	22
3,3'-Dichlorobenzidine	ND	380	ug/kg	21
Benzo(a)anthracene	ND	380	ug/kg	1.1
Chrysene	ND	380	ug/kg	1.0
bis(2-Ethylhexyl) phthalate	ND	380	ug/kg	21
Di-n-octyl phthalate	ND	380	ug/kg	21
Benzo(b)fluoranthene	ND	380	ug/kg	1.4
Benzo(k)fluoranthene	ND	380	ug/kg	2.0
Benzo(a)pyrene	ND	380	ug/kg	1.5
Indeno(1,2,3-cd)pyrene	ND	380	ug/kg	1.7
Dibenz(a,h)anthracene	ND	380	ug/kg	1.5
Benzo(ghi)perylene	ND	380	ug/kg	1.5

(Continued on next page)

Tetra Tech NUS, Inc

Client Sample ID: SB-519-0810

GC/MS Semivolatiles

Lot-Sample #...: A7L010179-033 **Work Order #...:** KC9RQ1AD **Matrix.....:** SO

SURROGATE	PERCENT RECOVERY	RECOVERY LIMITS
Nitrobenzene-d5	61	(24 - 112)
2-Fluorobiphenyl	60	(34 - 110)
Terphenyl-d14	73	(41 - 119)
Phenol-d5	58	(28 - 110)
2-Fluorophenol	60	(26 - 110)
2,4,6-Tribromophenol	48	(10 - 118)

NOTE(S):

Results and reporting limits have been adjusted for dry weight.

Tetra Tech NUS, Inc

Client Sample ID: SB-516-0001

GC/MS Semivolatiles

Lot-Sample #...:	A7L010179-034	**Work Order #...:**	KC9RR1AD	**Matrix.....:**	SO
Date Sampled...:	11/30/07 11:05	**Date Received..:**	12/01/07		
Prep Date.....:	12/04/07	**Analysis Date..:**	12/10/07		
Prep Batch #...:	7338057				
Dilution Factor:	1	**Initial Wgt/Vol:**	30.01 g	**Final Wgt/Vol..:**	2 mL
% Moisture.....:	16	**Method.....:**	SW846 8270C		

PARAMETER	RESULT	REPORTING LIMIT	UNITS	MDL
N-Nitrosodimethylamine	ND	390	ug/kg	19
Benzaldehyde	ND	390	ug/kg	25
1,1'-Biphenyl	ND	390	ug/kg	27
Caprolactam	ND	390	ug/kg	44
Acetophenone	ND	79	ug/kg	11
Atrazine	ND	390	ug/kg	25
Phenol	ND	390	ug/kg	30
bis(2-Chloroethyl)-ether	ND	390	ug/kg	2.4
2-Chlorophenol	ND	390	ug/kg	31
2-Methylphenol	ND	390	ug/kg	33
2,2'-oxybis(1-Chloro-propane)	ND	390	ug/kg	31
4-Methylphenol	ND	390	ug/kg	26
N-Nitrosodi-n-propyl-amine	ND	390	ug/kg	27
Hexachloroethane	ND	390	ug/kg	33
Nitrobenzene	ND	390	ug/kg	2.6
Isophorone	ND	390	ug/kg	25
2-Nitrophenol	ND	390	ug/kg	23
2,4-Dimethylphenol	ND	390	ug/kg	24
bis(2-Chloroethoxy) methane	ND	390	ug/kg	26
2,4-Dichlorophenol	ND	390	ug/kg	24
Naphthalene	ND	390	ug/kg	1.9
4-Chloroaniline	ND	390	ug/kg	20
Hexachlorobutadiene	ND	390	ug/kg	31
4-Chloro-3-methylphenol	ND	390	ug/kg	25
2-Methylnaphthalene	ND	390	ug/kg	1.8
Hexachlorocyclopenta-diene	ND	390	ug/kg	19
2,4,6-Trichloro-phenol	ND	390	ug/kg	25
2,4,5-Trichloro-phenol	ND	390	ug/kg	30
2-Chloronaphthalene	ND	390	ug/kg	26
2-Nitroaniline	ND	790	ug/kg	26
Dimethyl phthalate	ND	390	ug/kg	25

(Continued on next page)

Tetra Tech NUS, Inc

Client Sample ID: SB-516-0001

GC/MS Semivolatiles

Lot-Sample #...: A7L010179-034 **Work Order #...:** KC9RR1AD **Matrix.....:** SO

PARAMETER	RESULT	REPORTING LIMIT	UNITS	MDL
Acenaphthylene	ND	390	ug/kg	1.4
2,6-Dinitrotoluene	ND	390	ug/kg	25
3-Nitroaniline	ND	790	ug/kg	19
Acenaphthene	ND	390	ug/kg	1.5
2,4-Dinitrophenol	ND	790	ug/kg	99
4-Nitrophenol	ND	790	ug/kg	130
Dibenzofuran	ND	390	ug/kg	24
2,4-Dinitrotoluene	ND	390	ug/kg	21
Diethyl phthalate	ND	390	ug/kg	23
4-Chlorophenyl phenyl ether	ND	390	ug/kg	29
Fluorene	ND	390	ug/kg	1.4
4-Nitroaniline	ND	390	ug/kg	31
4,6-Dinitro-2-methylphenol	ND	390	ug/kg	15
N-Nitrosodiphenylamine	ND	390	ug/kg	25
4-Bromophenyl phenyl ether	ND	390	ug/kg	25
Hexachlorobenzene	ND	390	ug/kg	2.5
Pentachlorophenol	ND	390	ug/kg	98
Phenanthrene	**120 J**	**390**	**ug/kg**	**2.4**
Anthracene	**34 J**	**390**	**ug/kg**	**1.5**
Carbazole	ND	390	ug/kg	23
Di-n-butyl phthalate	ND	390	ug/kg	23
Fluoranthene	**320 J**	**390**	**ug/kg**	**1.4**
Pyrene	**250 J**	**390**	**ug/kg**	**1.3**
Butyl benzyl phthalate	ND	390	ug/kg	23
3,3'-Dichlorobenzidine	ND	390	ug/kg	21
Benzo(a)anthracene	**170 J**	**390**	**ug/kg**	**1.1**
Chrysene	**170 J**	**390**	**ug/kg**	**1.1**
bis(2-Ethylhexyl) phthalate	ND	390	ug/kg	21
Di-n-octyl phthalate	ND	390	ug/kg	21
Benzo(b)fluoranthene	**210 J**	**390**	**ug/kg**	**1.4**
Benzo(k)fluoranthene	**97 J**	**390**	**ug/kg**	**2.0**
Benzo(a)pyrene	**150 J**	**390**	**ug/kg**	**1.5**
Indeno(1,2,3-cd)pyrene	**83 J**	**390**	**ug/kg**	**1.8**
Dibenz(a,h)anthracene	ND	390	ug/kg	1.5
Benzo(ghi)perylene	**96 J**	**390**	**ug/kg**	**1.5**

(Continued on next page)

Tetra Tech NUS, Inc

Client Sample ID: SB-516-0001

GC/MS Semivolatiles

Lot-Sample #...: A7L010179-034 **Work Order #...:** KC9RR1AD **Matrix.....:** SO

SURROGATE	PERCENT RECOVERY	RECOVERY LIMITS
Nitrobenzene-d5	60	(24 - 112)
2-Fluorobiphenyl	57	(34 - 110)
Terphenyl-d14	73	(41 - 119)
Phenol-d5	56	(28 - 110)
2-Fluorophenol	58	(26 - 110)
2,4,6-Tribromophenol	25	(10 - 118)

NOTE(S):

Results and reporting limits have been adjusted for dry weight.

J Estimated result. Result is less than RL.

Tetra Tech NUS, Inc

Client Sample ID: SB-520-0001

GC/MS Semivolatiles

Lot-Sample #...:	A7L010179-035	**Work Order #...:**	KC9RV1AD	**Matrix.....:**	SO
Date Sampled...:	11/30/07 11:35	**Date Received..:**	12/01/07		
Prep Date.....:	12/04/07	**Analysis Date..:**	12/10/07		
Prep Batch #...:	7338057				
Dilution Factor:	1	**Initial Wgt/Vol:**	30.09 g	**Final Wgt/Vol..:**	2 mL
% Moisture.....:	19	**Method.....:**	SW846 8270C		

PARAMETER	RESULT	REPORTING LIMIT	UNITS	MDL
N-Nitrosodimethylamine	ND	410	ug/kg	20
Benzaldehyde	ND	410	ug/kg	26
1,1'-Biphenyl	ND	410	ug/kg	28
Caprolactam	ND	410	ug/kg	46
Acetophenone	ND	82	ug/kg	11
Atrazine	ND	410	ug/kg	26
Phenol	ND	410	ug/kg	31
bis(2-Chloroethyl)-ether	ND	410	ug/kg	2.5
2-Chlorophenol	ND	410	ug/kg	32
2-Methylphenol	ND	410	ug/kg	35
2,2'-oxybis(1-Chloro-propane)	ND	410	ug/kg	32
4-Methylphenol	ND	410	ug/kg	27
N-Nitrosodi-n-propyl-amine	ND	410	ug/kg	28
Hexachloroethane	ND	410	ug/kg	35
Nitrobenzene	ND	410	ug/kg	2.7
Isophorone	ND	410	ug/kg	26
2-Nitrophenol	ND	410	ug/kg	23
2,4-Dimethylphenol	ND	410	ug/kg	25
bis(2-Chloroethoxy) methane	ND	410	ug/kg	27
2,4-Dichlorophenol	ND	410	ug/kg	25
Naphthalene	ND	410	ug/kg	2.0
4-Chloroaniline	ND	410	ug/kg	21
Hexachlorobutadiene	ND	410	ug/kg	32
4-Chloro-3-methylphenol	ND	410	ug/kg	26
2-Methylnaphthalene	ND	410	ug/kg	1.9
Hexachlorocyclopenta-diene	ND	410	ug/kg	20
2,4,6-Trichloro-phenol	ND	410	ug/kg	26
2,4,5-Trichloro-phenol	ND	410	ug/kg	31
2-Chloronaphthalene	ND	410	ug/kg	27
2-Nitroaniline	ND	810	ug/kg	27
Dimethyl phthalate	ND	410	ug/kg	26

(Continued on next page)

Tetra Tech NUS, Inc

Client Sample ID: SB-520-0001

GC/MS Semivolatiles

Lot-Sample #...: A7L010179-035 **Work Order #...:** KC9RV1AD **Matrix.....:** SO

PARAMETER	RESULT	REPORTING LIMIT	UNITS	MDL
Acenaphthylene	ND	410	ug/kg	1.5
2,6-Dinitrotoluene	ND	410	ug/kg	26
3-Nitroaniline	ND	810	ug/kg	20
Acenaphthene	ND	410	ug/kg	1.6
2,4-Dinitrophenol	ND	810	ug/kg	100
4-Nitrophenol	ND	810	ug/kg	140
Dibenzofuran	ND	410	ug/kg	25
2,4-Dinitrotoluene	ND	410	ug/kg	22
Diethyl phthalate	ND	410	ug/kg	23
4-Chlorophenyl phenyl ether	ND	410	ug/kg	30
Fluorene	ND	410	ug/kg	1.5
4-Nitroaniline	ND	410	ug/kg	32
4,6-Dinitro-2-methylphenol	ND	410	ug/kg	16
N-Nitrosodiphenylamine	ND	410	ug/kg	26
4-Bromophenyl phenyl ether	ND	410	ug/kg	26
Hexachlorobenzene	ND	410	ug/kg	2.6
Pentachlorophenol	ND	410	ug/kg	100
Phenanthrene	**40 J**	**410**	**ug/kg**	**2.5**
Anthracene	ND	410	ug/kg	1.6
Carbazole	ND	410	ug/kg	23
Di-n-butyl phthalate	ND	410	ug/kg	23
Fluoranthene	**69 J**	**410**	**ug/kg**	**1.5**
Pyrene	**57 J**	**410**	**ug/kg**	**1.4**
Butyl benzyl phthalate	ND	410	ug/kg	23
3,3'-Dichlorobenzidine	ND	410	ug/kg	22
Benzo(a)anthracene	**33 J**	**410**	**ug/kg**	**1.2**
Chrysene	**39 J**	**410**	**ug/kg**	**1.1**
bis(2-Ethylhexyl) phthalate	ND	410	ug/kg	22
Di-n-octyl phthalate	ND	410	ug/kg	22
Benzo(b)fluoranthene	**46 J**	**410**	**ug/kg**	**1.5**
Benzo(k)fluoranthene	ND	410	ug/kg	2.1
Benzo(a)pyrene	**32 J**	**410**	**ug/kg**	**1.6**
Indeno(1,2,3-cd)pyrene	**19 J**	**410**	**ug/kg**	**1.9**
Dibenz(a,h)anthracene	ND	410	ug/kg	1.6
Benzo(ghi)perylene	**22 J**	**410**	**ug/kg**	**1.6**

(Continued on next page)

Tetra Tech NUS, Inc

Client Sample ID: SB-520-0001

GC/MS Semivolatiles

Lot-Sample #...: A7L010179-035 **Work Order #...:** KC9RV1AD **Matrix.....:** SO

SURROGATE	PERCENT RECOVERY	RECOVERY LIMITS
Nitrobenzene-d5	60	(24 - 112)
2-Fluorobiphenyl	58	(34 - 110)
Terphenyl-d14	69	(41 - 119)
Phenol-d5	60	(28 - 110)
2-Fluorophenol	63	(26 - 110)
2,4,6-Tribromophenol	33	(10 - 118)

NOTE(S):

Results and reporting limits have been adjusted for dry weight.

J Estimated result. Result is less than RL.

Tetra Tech NUS, Inc

Client Sample ID: SB-520-0406

GC/MS Semivolatiles

Lot-Sample #...: A7L010179-036 **Work Order #...:** KC9R01AD **Matrix.....:** SO
Date Sampled...: 11/30/07 11:40 **Date Received..:** 12/01/07
Prep Date.....: 12/04/07 **Analysis Date..:** 12/10/07
Prep Batch #...: 7338057
Dilution Factor: 1 **Initial Wgt/Vol:** 30.04 g **Final Wgt/Vol..:** 2 mL
% Moisture.....: 18 **Method.....:** SW846 8270C

PARAMETER	RESULT	REPORTING LIMIT	UNITS	MDL
N-Nitrosodimethylamine	ND	400	ug/kg	19
Benzaldehyde	ND	400	ug/kg	25
1,1'-Biphenyl	ND	400	ug/kg	28
Caprolactam	ND	400	ug/kg	45
Acetophenone	ND	81	ug/kg	11
Atrazine	ND	400	ug/kg	25
Phenol	ND	400	ug/kg	30
bis(2-Chloroethyl)-ether	ND	400	ug/kg	2.4
2-Chlorophenol	ND	400	ug/kg	32
2-Methylphenol	ND	400	ug/kg	34
2,2'-oxybis(1-Chloro-propane)	ND	400	ug/kg	32
4-Methylphenol	ND	400	ug/kg	27
N-Nitrosodi-n-propyl-amine	ND	400	ug/kg	28
Hexachloroethane	ND	400	ug/kg	34
Nitrobenzene	ND	400	ug/kg	2.7
Isophorone	ND	400	ug/kg	25
2-Nitrophenol	ND	400	ug/kg	23
2,4-Dimethylphenol	ND	400	ug/kg	24
bis(2-Chloroethoxy) methane	ND	400	ug/kg	27
2,4-Dichlorophenol	ND	400	ug/kg	24
Naphthalene	ND	400	ug/kg	1.9
4-Chloroaniline	ND	400	ug/kg	21
Hexachlorobutadiene	ND	400	ug/kg	32
4-Chloro-3-methylphenol	ND	400	ug/kg	25
2-Methylnaphthalene	ND	400	ug/kg	1.8
Hexachlorocyclopenta-diene	ND	400	ug/kg	19
2,4,6-Trichloro-phenol	ND	400	ug/kg	25
2,4,5-Trichloro-phenol	ND	400	ug/kg	30
2-Chloronaphthalene	ND	400	ug/kg	27
2-Nitroaniline	ND	800	ug/kg	27
Dimethyl phthalate	ND	400	ug/kg	25

(Continued on next page)

Tetra Tech NUS, Inc

Client Sample ID: SB-520-0406

GC/MS Semivolatiles

Lot-Sample #...: A7L010179-036 **Work Order #...:** KC9R01AD **Matrix.....:** SO

PARAMETER	RESULT	REPORTING LIMIT	UNITS	MDL
Acenaphthylene	ND	400	ug/kg	1.5
2,6-Dinitrotoluene	ND	400	ug/kg	25
3-Nitroaniline	ND	800	ug/kg	19
Acenaphthene	ND	400	ug/kg	1.6
2,4-Dinitrophenol	ND	800	ug/kg	100
4-Nitrophenol	ND	800	ug/kg	130
Dibenzofuran	ND	400	ug/kg	24
2,4-Dinitrotoluene	ND	400	ug/kg	22
Diethyl phthalate	ND	400	ug/kg	23
4-Chlorophenyl phenyl ether	ND	400	ug/kg	29
Fluorene	ND	400	ug/kg	1.5
4-Nitroaniline	ND	400	ug/kg	32
4,6-Dinitro-2-methylphenol	ND	400	ug/kg	16
N-Nitrosodiphenylamine	ND	400	ug/kg	25
4-Bromophenyl phenyl ether	ND	400	ug/kg	25
Hexachlorobenzene	ND	400	ug/kg	2.5
Pentachlorophenol	ND	400	ug/kg	99
Phenanthrene	ND	400	ug/kg	2.4
Anthracene	ND	400	ug/kg	1.6
Carbazole	ND	400	ug/kg	23
Di-n-butyl phthalate	ND	400	ug/kg	23
Fluoranthene	ND	400	ug/kg	1.5
Pyrene	ND	400	ug/kg	1.3
Butyl benzyl phthalate	ND	400	ug/kg	23
3,3'-Dichlorobenzidine	ND	400	ug/kg	22
Benzo(a)anthracene	ND	400	ug/kg	1.2
Chrysene	ND	400	ug/kg	1.1
bis(2-Ethylhexyl) phthalate	ND	400	ug/kg	22
Di-n-octyl phthalate	ND	400	ug/kg	22
Benzo(b)fluoranthene	ND	400	ug/kg	1.5
Benzo(k)fluoranthene	ND	400	ug/kg	2.1
Benzo(a)pyrene	ND	400	ug/kg	1.6
Indeno(1,2,3-cd)pyrene	ND	400	ug/kg	1.8
Dibenz(a,h)anthracene	ND	400	ug/kg	1.6
Benzo(ghi)perylene	ND	400	ug/kg	1.6

(Continued on next page)

Tetra Tech NUS, Inc

Client Sample ID: SB-520-0406

GC/MS Semivolatiles

Lot-Sample #...: A7L010179-036 **Work Order #...:** KC9R01AD **Matrix.....:** SO

SURROGATE	PERCENT RECOVERY	RECOVERY LIMITS
Nitrobenzene-d5	59	(24 - 112)
2-Fluorobiphenyl	57	(34 - 110)
Terphenyl-d14	71	(41 - 119)
Phenol-d5	59	(28 - 110)
2-Fluorophenol	62	(26 - 110)
2,4,6-Tribromophenol	30	(10 - 118)

NOTE(S):

Results and reporting limits have been adjusted for dry weight.

Tetra Tech NUS, Inc

Client Sample ID: SB-520-0810

GC/MS Semivolatiles

Lot-Sample #...:	A7L010179-037	**Work Order #...:**	KC9R11AD	**Matrix.....:**	SO
Date Sampled...:	11/30/07 11:45	**Date Received..:**	12/01/07		
Prep Date.....:	12/04/07	**Analysis Date..:**	12/10/07		
Prep Batch #...:	7338057				
Dilution Factor:	1	**Initial Wgt/Vol:**	30.08 g	**Final Wgt/Vol..:**	2 mL
% Moisture.....:	17	**Method.....:**	SW846 8270C		

PARAMETER	RESULT	REPORTING LIMIT	UNITS	MDL
N-Nitrosodimethylamine	ND	400	ug/kg	19
Benzaldehyde	ND	400	ug/kg	25
1,1'-Biphenyl	ND	400	ug/kg	28
Caprolactam	ND	400	ug/kg	45
Acetophenone	ND	80	ug/kg	11
Atrazine	ND	400	ug/kg	25
Phenol	ND	400	ug/kg	30
bis(2-Chloroethyl)-ether	ND	400	ug/kg	2.4
2-Chlorophenol	ND	400	ug/kg	31
2-Methylphenol	ND	400	ug/kg	34
2,2'-oxybis(1-Chloro-propane)	ND	400	ug/kg	31
4-Methylphenol	ND	400	ug/kg	27
N-Nitrosodi-n-propyl-amine	ND	400	ug/kg	28
Hexachloroethane	ND	400	ug/kg	34
Nitrobenzene	ND	400	ug/kg	2.7
Isophorone	ND	400	ug/kg	25
2-Nitrophenol	ND	400	ug/kg	23
2,4-Dimethylphenol	ND	400	ug/kg	24
bis(2-Chloroethoxy) methane	ND	400	ug/kg	27
2,4-Dichlorophenol	ND	400	ug/kg	24
Naphthalene	ND	400	ug/kg	1.9
4-Chloroaniline	ND	400	ug/kg	21
Hexachlorobutadiene	ND	400	ug/kg	31
4-Chloro-3-methylphenol	ND	400	ug/kg	25
2-Methylnaphthalene	ND	400	ug/kg	1.8
Hexachlorocyclopenta-diene	ND	400	ug/kg	19
2,4,6-Trichloro-phenol	ND	400	ug/kg	25
2,4,5-Trichloro-phenol	ND	400	ug/kg	30
2-Chloronaphthalene	ND	400	ug/kg	27
2-Nitroaniline	ND	800	ug/kg	27
Dimethyl phthalate	ND	400	ug/kg	25

(Continued on next page)

Tetra Tech NUS, Inc

Client Sample ID: SB-520-0810

GC/MS Semivolatiles

Lot-Sample #...: A7L010179-037 **Work Order #...:** KC9R11AD **Matrix.....:** SO

PARAMETER	RESULT	REPORTING LIMIT	UNITS	MDL
Acenaphthylene	ND	400	ug/kg	1.4
2,6-Dinitrotoluene	ND	400	ug/kg	25
3-Nitroaniline	ND	800	ug/kg	19
Acenaphthene	ND	400	ug/kg	1.6
2,4-Dinitrophenol	ND	800	ug/kg	100
4-Nitrophenol	ND	800	ug/kg	130
Dibenzofuran	ND	400	ug/kg	24
2,4-Dinitrotoluene	ND	400	ug/kg	22
Diethyl phthalate	ND	400	ug/kg	23
4-Chlorophenyl phenyl ether	ND	400	ug/kg	29
Fluorene	ND	400	ug/kg	1.4
4-Nitroaniline	ND	400	ug/kg	31
4,6-Dinitro-2-methylphenol	ND	400	ug/kg	16
N-Nitrosodiphenylamine	ND	400	ug/kg	25
4-Bromophenyl phenyl ether	ND	400	ug/kg	25
Hexachlorobenzene	ND	400	ug/kg	2.5
Pentachlorophenol	ND	400	ug/kg	99
Phenanthrene	ND	400	ug/kg	2.4
Anthracene	ND	400	ug/kg	1.6
Carbazole	ND	400	ug/kg	23
Di-n-butyl phthalate	ND	400	ug/kg	23
Fluoranthene	**15 J**	**400**	**ug/kg**	**1.4**
Pyrene	**12 J**	**400**	**ug/kg**	**1.3**
Butyl benzyl phthalate	ND	400	ug/kg	23
3,3'-Dichlorobenzidine	ND	400	ug/kg	22
Benzo(a)anthracene	**8.6 J**	**400**	**ug/kg**	**1.1**
Chrysene	**9.2 J**	**400**	**ug/kg**	**1.1**
bis(2-Ethylhexyl) phthalate	ND	400	ug/kg	22
Di-n-octyl phthalate	ND	400	ug/kg	22
Benzo(b)fluoranthene	**12 J**	**400**	**ug/kg**	**1.4**
Benzo(k)fluoranthene	ND	400	ug/kg	2.1
Benzo(a)pyrene	ND	400	ug/kg	1.6
Indeno(1,2,3-cd)pyrene	ND	400	ug/kg	1.8
Dibenz(a,h)anthracene	ND	400	ug/kg	1.6
Benzo(ghi)perylene	ND	400	ug/kg	1.6

(Continued on next page)

Tetra Tech NUS, Inc

Client Sample ID: SB-520-0810

GC/MS Semivolatiles

Lot-Sample #...: A7L010179-037 Work Order #...: KC9R11AD Matrix.....: SO

SURROGATE	PERCENT RECOVERY	RECOVERY LIMITS
Nitrobenzene-d5	58	(24 - 112)
2-Fluorobiphenyl	53	(34 - 110)
Terphenyl-d14	69	(41 - 119)
Phenol-d5	57	(28 - 110)
2-Fluorophenol	59	(26 - 110)
2,4,6-Tribromophenol	42	(10 - 118)

NOTE(S):

Results and reporting limits have been adjusted for dry weight.

J Estimated result. Result is less than RL.

TestAmerica

THE LEADER IN ENVIRONMENTAL TESTING

TPH EXTRACTABLE DATA

Tetra Tech NUS, Inc

Client Sample ID: SB-510-0001

GC Semivolatiles

Lot-Sample #...:	A7L010179-001	**Work Order #...:**	KC9PQ2A3	**Matrix.....:**	SO
Date Sampled...:	11/28/07 15:25	**Date Received..:**	12/01/07		
Prep Date.....:	12/06/07	**Analysis Date..:**	12/11/07		
Prep Batch #...:	7340043				
Dilution Factor:	1	**Initial Wgt/Vol:**	18.11 g	**Final Wgt/Vol..:**	1 mL
% Moisture.....:	11	**Method.....:**	SW846 8015B		

PARAMETER	RESULT	REPORTING LIMIT	UNITS	MDL
TPH (as Diesel)	22 B	11	mg/kg	0.27

SURROGATE	PERCENT RECOVERY	RECOVERY LIMITS
C9 (nonane)	28	(10 - 110)

NOTE(S):

Results and reporting limits have been adjusted for dry weight.

B Method blank contamination. The associated method blank contains the target analyte at a reportable level.

Tetra Tech NUS, Inc

Client Sample ID: SB-510-0406

GC Semivolatiles

Lot-Sample #...:	A7L010179-002	**Work Order #...:**	KC9PT2AE	**Matrix.....:**	SO
Date Sampled...:	11/28/07 15:30	**Date Received..:**	12/01/07		
Prep Date.....:	12/06/07	**Analysis Date..:**	12/11/07		
Prep Batch #...:	7340043				
Dilution Factor:	1	**Initial Wgt/Vol:**	30.01 g	**Final Wgt/Vol..:**	1 mL
% Moisture.....:	13	**Method.....:**	SW846 8015B		

PARAMETER	RESULT	REPORTING LIMIT	UNITS	MDL
TPH (as Diesel)	**4.7 J,B**	**12**	**mg/kg**	**0.28**

SURROGATE	PERCENT RECOVERY	RECOVERY LIMITS
C9 (nonane)	27	(10 - 110)

NOTE(S):

Results and reporting limits have been adjusted for dry weight.

J Estimated result. Result is less than RL.

B Method blank contamination. The associated method blank contains the target analyte at a reportable level.

Tetra Tech NUS, Inc

Client Sample ID: SB-510-0810

GC Semivolatiles

Lot-Sample #...:	A7L010179-003	**Work Order #...:**	KC9PW2AE	**Matrix.....:**	SO
Date Sampled...:	11/28/07 15:35	**Date Received..:**	12/01/07		
Prep Date.....:	12/06/07	**Analysis Date..:**	12/11/07		
Prep Batch #...:	7340043				
Dilution Factor:	1	**Initial Wgt/Vol:**	30.19 g	**Final Wgt/Vol..:**	1 mL
% Moisture.....:	13	**Method.....:**	SW846 8015B		

PARAMETER	RESULT	REPORTING LIMIT	UNITS	MDL
TPH (as Diesel)	**10 J,B**	**12**	**mg/kg**	**0.28**

SURROGATE	PERCENT RECOVERY	RECOVERY LIMITS
C9 (nonane)	28	(10 - 110)

NOTE(S):

Results and reporting limits have been adjusted for dry weight.

J Estimated result. Result is less than RL.

B Method blank contamination. The associated method blank contains the target analyte at a reportable level.

Tetra Tech NUS, Inc

Client Sample ID: DUP-04

GC Semivolatiles

Lot-Sample #...:	A7L010179-004	**Work Order #...:**	KC9PX2AE	**Matrix.....:**	SO
Date Sampled...:	11/28/07	**Date Received..:**	12/01/07		
Prep Date.....:	12/06/07	**Analysis Date..:**	12/11/07		
Prep Batch #...:	7340043				
Dilution Factor:	1	**Initial Wgt/Vol:**	30.03 g	**Final Wgt/Vol..:**	1 mL
% Moisture.....:	14	**Method.....:**	SW846 8015B		

PARAMETER	RESULT	REPORTING LIMIT	UNITS	MDL
TPH (as Diesel)	**6.4 J,B**	**12**	**mg/kg**	**0.28**

SURROGATE	PERCENT RECOVERY	RECOVERY LIMITS
C9 (nonane)	26	(10 - 110)

NOTE(S):

Results and reporting limits have been adjusted for dry weight.

J Estimated result. Result is less than RL.

B Method blank contamination. The associated method blank contains the target analyte at a reportable level.

Tetra Tech NUS, Inc

Client Sample ID: DUP-05

GC Semivolatiles

Lot-Sample #...:	A7L010179-023	**Work Order #...:**	KC9Q52AE	**Matrix.....:**	SO
Date Sampled...:	11/29/07	**Date Received..:**	12/01/07		
Prep Date.....:	12/10/07	**Analysis Date..:**	12/11/07		
Prep Batch #...:	7344017				
Dilution Factor:	1	**Initial Wgt/Vol:**	30.07 g	**Final Wgt/Vol..:**	1 mL
% Moisture.....:	21	**Method.....:**	SW846 8015B		

PARAMETER	RESULT	REPORTING LIMIT	UNITS	MDL
TPH (as Diesel)	**23 B**	**13**	**mg/kg**	**0.30**

SURROGATE	PERCENT RECOVERY	RECOVERY LIMITS
C9 (nonane)	22	(10 - 110)

NOTE(S):

Results and reporting limits have been adjusted for dry weight.

B Method blank contamination. The associated method blank contains the target analyte at a reportable level.

Tetra Tech NUS, Inc

Client Sample ID: DUP-06

GC Semivolatiles

Lot-Sample #...:	A7L010179-024	**Work Order #...:**	KC9Q62AE	**Matrix.....:**	SO
Date Sampled...:	11/29/07	**Date Received..:**	12/01/07		
Prep Date.....:	12/10/07	**Analysis Date..:**	12/11/07		
Prep Batch #...:	7344017				
Dilution Factor:	1	**Initial Wgt/Vol:**	30.1 g	**Final Wgt/Vol..:**	1 mL
% Moisture.....:	15	**Method.....:**	SW846 8015B		

PARAMETER	RESULT	REPORTING LIMIT	UNITS	MDL
TPH (as Diesel)	**2.7 J,B**	**12**	**mg/kg**	**0.28**

SURROGATE	PERCENT RECOVERY	RECOVERY LIMITS
C9 (nonane)	31	(10 - 110)

NOTE(S):

Results and reporting limits have been adjusted for dry weight.

J Estimated result. Result is less than RL.

B Method blank contamination. The associated method blank contains the target analyte at a reportable level.

Tetra Tech NUS, Inc

Client Sample ID: SB-511-0001

GC Semivolatiles

Lot-Sample #...:	A7L010179-005	**Work Order #...:**	KC9P02AE	**Matrix.....:**	SO
Date Sampled...:	11/29/07 08:20	**Date Received..:**	12/01/07		
Prep Date.....:	12/06/07	**Analysis Date..:**	12/11/07		
Prep Batch #...:	7340043				
Dilution Factor:	1	**Initial Wgt/Vol:**	30.07 g	**Final Wgt/Vol..:**	1 mL
% Moisture.....:	13	**Method.....:**	SW846 8015B		

PARAMETER	RESULT	REPORTING LIMIT	UNITS	MDL
TPH (as Diesel)	**9.0 J,B**	**11**	**mg/kg**	**0.27**

SURROGATE	PERCENT RECOVERY	RECOVERY LIMITS
C9 (nonane)	25	(10 - 110)

NOTE(S):

Results and reporting limits have been adjusted for dry weight.

J Estimated result. Result is less than RL.

B Method blank contamination. The associated method blank contains the target analyte at a reportable level.

Tetra Tech NUS, Inc

Client Sample ID: SB-511-0406

GC Semivolatiles

Lot-Sample #...:	A7L010179-006	**Work Order #...:**	KC9P11AE	**Matrix.....:**	SO
Date Sampled...:	11/29/07 08:25	**Date Received..:**	12/01/07		
Prep Date.....:	12/03/07	**Analysis Date..:**	12/04/07		
Prep Batch #...:	7337290				
Dilution Factor:	1	**Initial Wgt/Vol:**	30.13 g	**Final Wgt/Vol..:**	1 mL
% Moisture.....:	15	**Method.....:**	SW846 8015B		

PARAMETER	RESULT	REPORTING LIMIT	UNITS	MDL
TPH (as Diesel)	**1.6 J,B**	**12**	**mg/kg**	**0.28**

SURROGATE	PERCENT RECOVERY	RECOVERY LIMITS
C9 (nonane)	10	(10 - 110)

NOTE(S):

Results and reporting limits have been adjusted for dry weight.

J Estimated result. Result is less than RL.

B Method blank contamination. The associated method blank contains the target analyte at a reportable level.

Tetra Tech NUS, Inc

Client Sample ID: SB-511-0810

GC Semivolatiles

Lot-Sample #...:	A7L010179-007	**Work Order #...:**	KC9P22AE	**Matrix.....:**	SO
Date Sampled...:	11/29/07 08:30	**Date Received..:**	12/01/07		
Prep Date.....:	12/06/07	**Analysis Date..:**	12/11/07		
Prep Batch #...:	7340043				
Dilution Factor:	1	**Initial Wgt/Vol:**	30.2 g	**Final Wgt/Vol..:**	1 mL
% Moisture.....:	20	**Method.....:**	SW846 8015B		

PARAMETER	RESULT	REPORTING LIMIT	UNITS	MDL
TPH (as Diesel)	**7.2 J,B**	**13**	**mg/kg**	**0.30**

SURROGATE	PERCENT RECOVERY	RECOVERY LIMITS
C9 (nonane)	28	(10 - 110)

NOTE(S):

Results and reporting limits have been adjusted for dry weight.

J Estimated result. Result is less than RL.

B Method blank contamination. The associated method blank contains the target analyte at a reportable level.

Tetra Tech NUS, Inc

Client Sample ID: SB-512-0001

GC Semivolatiles

Lot-Sample #...:	A7L010179-008	**Work Order #...:**	KC9P32AE	**Matrix.....:**	SO
Date Sampled...:	11/29/07 09:55	**Date Received..:**	12/01/07		
Prep Date.....:	12/06/07	**Analysis Date..:**	12/11/07		
Prep Batch #...:	7340043				
Dilution Factor:	1	**Initial Wgt/Vol:**	30.06 g	**Final Wgt/Vol..:**	1 mL
% Moisture.....:	11	**Method.....:**	SW846 8015B		

PARAMETER	RESULT	REPORTING LIMIT	UNITS	MDL
TPH (as Diesel)	**33 B**	**11**	**mg/kg**	**0.27**

SURROGATE	PERCENT RECOVERY	RECOVERY LIMITS
C9 (nonane)	23	(10 - 110)

NOTE(S):

Results and reporting limits have been adjusted for dry weight.

B Method blank contamination. The associated method blank contains the target analyte at a reportable level.

Tetra Tech NUS, Inc

Client Sample ID: SB-512-0406

GC Semivolatiles

Lot-Sample #...:	A7L010179-009	**Work Order #...:**	KC9P62AE	**Matrix.....:**	SO
Date Sampled...:	11/29/07 10:00	**Date Received..:**	12/01/07		
Prep Date.....:	12/06/07	**Analysis Date..:**	12/11/07		
Prep Batch #...:	7340043				
Dilution Factor:	1	**Initial Wgt/Vol:**	30.06 g	**Final Wgt/Vol..:**	1 mL
% Moisture.....:	12	**Method.....:**	SW846 8015B		

PARAMETER	RESULT	REPORTING LIMIT	UNITS	MDL
TPH (as Diesel)	**6.1 J,B**	**11**	**mg/kg**	**0.27**

SURROGATE	PERCENT RECOVERY	RECOVERY LIMITS
C9 (nonane)	26	(10 - 110)

NOTE(S):

Results and reporting limits have been adjusted for dry weight.

J Estimated result. Result is less than RL.

B Method blank contamination. The associated method blank contains the target analyte at a reportable level.

Tetra Tech NUS, Inc

Client Sample ID: SB-512-0810

GC Semivolatiles

Lot-Sample #...:	A7L010179-010	**Work Order #...:**	KC9P72AE	**Matrix.....:**	SO
Date Sampled...:	11/29/07 10:05	**Date Received..:**	12/01/07		
Prep Date.....:	12/06/07	**Analysis Date..:**	12/11/07		
Prep Batch #...:	7340043				
Dilution Factor:	1	**Initial Wgt/Vol:**	30.15 g	**Final Wgt/Vol..:**	1 mL
% Moisture.....:	20	**Method.....:**	SW846 8015B		

PARAMETER	RESULT	REPORTING LIMIT	UNITS	MDL
TPH (as Diesel)	**21 B**	**13**	**mg/kg**	**0.30**

SURROGATE	PERCENT RECOVERY	RECOVERY LIMITS
C9 (nonane)	26	(10 - 110)

NOTE(S):

Results and reporting limits have been adjusted for dry weight.

B Method blank contamination. The associated method blank contains the target analyte at a reportable level.

Tetra Tech NUS, Inc

Client Sample ID: SB-513-0001

GC Semivolatiles

Lot-Sample #...: A7L010179-011	**Work Order #...:** KC9P81AE	**Matrix.....:** SO	
Date Sampled...: 11/29/07 10:30	**Date Received..:** 12/01/07		
Prep Date.....: 12/03/07	**Analysis Date..:** 12/07/07		
Prep Batch #...: 7337290			
Dilution Factor: 1	**Initial Wgt/Vol:** 30.02 g	**Final Wgt/Vol..:** 1 mL	
% Moisture.....: 15	**Method.....:** SW846 8015B		

PARAMETER	RESULT	REPORTING LIMIT	UNITS	MDL
TPH (as Diesel)	**2.2 J,B**	**12**	**mg/kg**	**0.28**

SURROGATE	PERCENT RECOVERY	RECOVERY LIMITS
C9 (nonane)	11	(10 - 110)

NOTE(S):

Results and reporting limits have been adjusted for dry weight.

J Estimated result. Result is less than RL.

B Method blank contamination. The associated method blank contains the target analyte at a reportable level.

Tetra Tech NUS, Inc

Client Sample ID: SB-513-0406

GC Semivolatiles

Lot-Sample #...:	A7L010179-012	**Work Order #...:**	KC9P92AE	**Matrix.....:**	SO
Date Sampled...:	11/29/07 10:35	**Date Received..:**	12/01/07		
Prep Date.....:	12/06/07	**Analysis Date..:**	12/11/07		
Prep Batch #...:	7340043				
Dilution Factor:	1	**Initial Wgt/Vol:**	30.13 g	**Final Wgt/Vol..:**	1 mL
% Moisture.....:	15	**Method.....:**	SW846 8015B		

PARAMETER	RESULT	REPORTING LIMIT	UNITS	MDL
TPH (as Diesel)	**8.4 J,B**	**12**	**mg/kg**	**0.28**

SURROGATE	PERCENT RECOVERY	RECOVERY LIMITS
C9 (nonane)	24	(10 - 110)

NOTE(S):

Results and reporting limits have been adjusted for dry weight.

J Estimated result. Result is less than RL.

B Method blank contamination. The associated method blank contains the target analyte at a reportable level.

Tetra Tech NUS, Inc

Client Sample ID: SB-513-0810

GC Semivolatiles

Lot-Sample #...:	A7L010179-013	**Work Order #...:**	KC9QA1AE	**Matrix.....:**	SO
Date Sampled...:	11/29/07 10:40	**Date Received..:**	12/01/07		
Prep Date.....:	12/03/07	**Analysis Date..:**	12/04/07		
Prep Batch #...:	7337290				
Dilution Factor:	1	**Initial Wgt/Vol:**	30.04 g	**Final Wgt/Vol..:**	1 mL
% Moisture.....:	14	**Method.....:**	SW846 8015B		

PARAMETER	RESULT	REPORTING LIMIT	UNITS	MDL
TPH (as Diesel)	**0.99 J,B**	**12**	**mg/kg**	**0.28**

SURROGATE	PERCENT RECOVERY	RECOVERY LIMITS
C9 (nonane)	12	(10 - 110)

NOTE(S):

Results and reporting limits have been adjusted for dry weight.

J Estimated result. Result is less than RL.

B Method blank contamination. The associated method blank contains the target analyte at a reportable level.

Tetra Tech NUS, Inc

Client Sample ID: SB-509-0001

GC Semivolatiles

Lot-Sample #...:	A7L010179-014	**Work Order #...:**	KC9QC2AE	**Matrix.....:**	SO
Date Sampled...:	11/29/07 11:00	**Date Received..:**	12/01/07		
Prep Date.....:	12/06/07	**Analysis Date..:**	12/11/07		
Prep Batch #...:	7340043				
Dilution Factor:	1	**Initial Wgt/Vol:**	30.12 g	**Final Wgt/Vol..:**	1 mL
% Moisture.....:	13	**Method.....:**	SW846 8015B		

PARAMETER	RESULT	REPORTING LIMIT	UNITS	MDL
TPH (as Diesel)	**10 J,B**	**12**	**mg/kg**	**0.28**

SURROGATE	PERCENT RECOVERY	RECOVERY LIMITS
C9 (nonane)	28	(10 - 110)

NOTE(S):

Results and reporting limits have been adjusted for dry weight.

J Estimated result. Result is less than RL.

B Method blank contamination. The associated method blank contains the target analyte at a reportable level.

Tetra Tech NUS, Inc

Client Sample ID: SB-509-0406

GC Semivolatiles

Lot-Sample #...:	A7L010179-015	**Work Order #...:**	KC9QH2AE	**Matrix.....:**	SO
Date Sampled...:	11/29/07 11:05	**Date Received..:**	12/01/07		
Prep Date.....:	12/06/07	**Analysis Date..:**	12/11/07		
Prep Batch #...:	7340043				
Dilution Factor:	1	**Initial Wgt/Vol:**	30.15 g	**Final Wgt/Vol..:**	1 mL
% Moisture.....:	14	**Method.....:**	SW846 8015B		

PARAMETER	RESULT	REPORTING LIMIT	UNITS	MDL
TPH (as Diesel)	**13 B**	**12**	**mg/kg**	**0.28**

SURROGATE	PERCENT RECOVERY	RECOVERY LIMITS
C9 (nonane)	27	(10 - 110)

NOTE(S):

Results and reporting limits have been adjusted for dry weight.

B Method blank contamination. The associated method blank contains the target analyte at a reportable level.

Tetra Tech NUS, Inc

Client Sample ID: SB-509-0810

GC Semivolatiles

Lot-Sample #...:	A7L010179-016	**Work Order #...:**	KC9QK2AE	**Matrix.....:**	SO
Date Sampled...:	11/29/07 11:10	**Date Received..:**	12/01/07		
Prep Date.....:	12/06/07	**Analysis Date..:**	12/11/07		
Prep Batch #...:	7340043				
Dilution Factor:	1	**Initial Wgt/Vol:**	30.15 g	**Final Wgt/Vol..:**	1 mL
% Moisture.....:	13	**Method.....:**	SW846 8015B		

PARAMETER	RESULT	REPORTING LIMIT	UNITS	MDL
TPH (as Diesel)	**5.6 J,B**	**11**	**mg/kg**	**0.27**

SURROGATE	PERCENT RECOVERY	RECOVERY LIMITS
C9 (nonane)	23	(10 - 110)

NOTE(S):

Results and reporting limits have been adjusted for dry weight.

J Estimated result. Result is less than RL.

B Method blank contamination. The associated method blank contains the target analyte at a reportable level.

Tetra Tech NUS, Inc

Client Sample ID: SB-514-0001

GC Semivolatiles

Lot-Sample #...:	A7L010179-017	**Work Order #...:**	KC9QM1AE	**Matrix.....:**	SO
Date Sampled...:	11/29/07 11:45	**Date Received..:**	12/01/07		
Prep Date.....:	12/03/07	**Analysis Date..:**	12/05/07		
Prep Batch #...:	7337290				
Dilution Factor:	1	**Initial Wgt/Vol:**	30.08 g	**Final Wgt/Vol..:**	1 mL
% Moisture.....:	14	**Method.....:**	SW846 8015B		

PARAMETER	RESULT	REPORTING LIMIT	UNITS	MDL
TPH (as Diesel)	**1.8 J,B**	**12**	**mg/kg**	**0.28**

SURROGATE	PERCENT RECOVERY	RECOVERY LIMITS
C9 (nonane)	15	(10 - 110)

NOTE(S):

Results and reporting limits have been adjusted for dry weight.

J Estimated result. Result is less than RL.

B Method blank contamination. The associated method blank contains the target analyte at a reportable level.

Tetra Tech NUS, Inc

Client Sample ID: SB-514-0406

GC Semivolatiles

Lot-Sample #...:	A7L010179-018	**Work Order #...:**	KC9QQ2AE	**Matrix.....:**	SO
Date Sampled...:	11/29/07 11:50	**Date Received..:**	12/01/07		
Prep Date.....:	12/06/07	**Analysis Date..:**	12/11/07		
Prep Batch #...:	7340043				
Dilution Factor:	1	**Initial Wgt/Vol:**	30.2 g	**Final Wgt/Vol..:**	1 mL
% Moisture.....:	17	**Method.....:**	SW846 8015B		

PARAMETER	RESULT	REPORTING LIMIT	UNITS	MDL
TPH (as Diesel)	**9.1 J,B**	**12**	**mg/kg**	**0.29**

SURROGATE	PERCENT RECOVERY	RECOVERY LIMITS
C9 (nonane)	25	(10 - 110)

NOTE(S):

Results and reporting limits have been adjusted for dry weight.

J Estimated result. Result is less than RL.

B Method blank contamination. The associated method blank contains the target analyte at a reportable level.

Tetra Tech NUS, Inc

Client Sample ID: SB-514-0810

GC Semivolatiles

Lot-Sample #...:	A7L010179-019	**Work Order #...:**	KC9QT2AE	**Matrix.....:**	SO
Date Sampled...:	11/29/07 11:55	**Date Received..:**	12/01/07		
Prep Date.....:	12/06/07	**Analysis Date..:**	12/11/07		
Prep Batch #...:	7340043				
Dilution Factor:	1	**Initial Wgt/Vol:**	30.07 g	**Final Wgt/Vol..:**	1 mL
% Moisture.....:	16	**Method.....:**	SW846 8015B		

PARAMETER	RESULT	REPORTING LIMIT	UNITS	MDL
TPH (as Diesel)	**8.3 J,B**	**12**	**mg/kg**	**0.28**

SURROGATE	PERCENT RECOVERY	RECOVERY LIMITS
C9 (nonane)	25	(10 - 110)

NOTE(S):

Results and reporting limits have been adjusted for dry weight.

J Estimated result. Result is less than RL.

B Method blank contamination. The associated method blank contains the target analyte at a reportable level.

Tetra Tech NUS, Inc

Client Sample ID: SB-515-0001

GC Semivolatiles

Lot-Sample #...:	A7L010179-020	**Work Order #...:**	KC9QX1AE	**Matrix.....:**	SO
Date Sampled...:	11/29/07 13:30	**Date Received..:**	12/01/07		
Prep Date.....:	12/03/07	**Analysis Date..:**	12/05/07		
Prep Batch #...:	7337290				
Dilution Factor:	1	**Initial Wgt/Vol:**	30.02 g	**Final Wgt/Vol..:**	1 mL
% Moisture.....:	15	**Method.....:**	SW846 8015B		

PARAMETER	RESULT	REPORTING LIMIT	UNITS	MDL
TPH (as Diesel)	**2.2 J,B**	**12**	**mg/kg**	**0.28**

SURROGATE	PERCENT RECOVERY	RECOVERY LIMITS
C9 (nonane)	12	(10 - 110)

NOTE(S):

Results and reporting limits have been adjusted for dry weight.

J Estimated result. Result is less than RL.

B Method blank contamination. The associated method blank contains the target analyte at a reportable level.

Tetra Tech NUS, Inc

Client Sample ID: SB-515-0406

GC Semivolatiles

Lot-Sample #...:	A7L010179-021	**Work Order #...:**	KC9Q22AE	**Matrix.....:**	SO
Date Sampled...:	11/29/07 13:35	**Date Received..:**	12/01/07		
Prep Date.....:	12/10/07	**Analysis Date..:**	12/11/07		
Prep Batch #...:	7344017				
Dilution Factor:	1	**Initial Wgt/Vol:**	30.01 g	**Final Wgt/Vol..:**	1 mL
% Moisture.....:	17	**Method.....:**	SW846 8015B		

PARAMETER	RESULT	REPORTING LIMIT	UNITS	MDL
TPH (as Diesel)	**2.0 J,B**	**12**	**mg/kg**	**0.29**

SURROGATE	PERCENT RECOVERY	RECOVERY LIMITS
C9 (nonane)	27	(10 - 110)

NOTE(S):

Results and reporting limits have been adjusted for dry weight.

J Estimated result. Result is less than RL.

B Method blank contamination. The associated method blank contains the target analyte at a reportable level.

Tetra Tech NUS, Inc

Client Sample ID: SB-515-0810

GC Semivolatiles

Lot-Sample #...:	A7L010179-022	**Work Order #...:**	KC9Q32AE	**Matrix.....:**	SO
Date Sampled...:	11/29/07 13:40	**Date Received..:**	12/01/07		
Prep Date.....:	12/10/07	**Analysis Date..:**	12/11/07		
Prep Batch #...:	7344017				
Dilution Factor:	1	**Initial Wgt/Vol:**	30.06 g	**Final Wgt/Vol..:**	1 mL
% Moisture.....:	19	**Method.....:**	SW846 8015B		

PARAMETER	RESULT	REPORTING LIMIT	UNITS	MDL
TPH (as Diesel)	2.2 J,B	12	mg/kg	0.30

SURROGATE	PERCENT RECOVERY	RECOVERY LIMITS
C9 (nonane)	28	(10 - 110)

NOTE(S):

Results and reporting limits have been adjusted for dry weight.

J Estimated result. Result is less than RL.

B Method blank contamination. The associated method blank contains the target analyte at a reportable level.

Tetra Tech NUS, Inc

Client Sample ID: SB-517-0001

GC Semivolatiles

Lot-Sample #...:	A7L010179-025	**Work Order #...:**	KC9Q81AE	**Matrix.....:**	SO
Date Sampled...:	11/30/07 08:20	**Date Received..:**	12/01/07		
Prep Date.....:	12/04/07	**Analysis Date..:**	12/06/07		
Prep Batch #...:	7338350				
Dilution Factor:	1	**Initial Wgt/Vol:**	30.2 g	**Final Wgt/Vol..:**	1 mL
% Moisture.....:	12	**Method.....:**	SW846 8015B		

PARAMETER	RESULT	REPORTING LIMIT	UNITS	MDL
TPH (as Diesel)	**4.0 J,B**	**11**	**mg/kg**	**0.27**

SURROGATE	PERCENT RECOVERY	RECOVERY LIMITS
C9 (nonane)	18	(10 - 110)

NOTE(S):

Results and reporting limits have been adjusted for dry weight.

J Estimated result. Result is less than RL.

B Method blank contamination. The associated method blank contains the target analyte at a reportable level.

Tetra Tech NUS, Inc

Client Sample ID: SB-517-0406

GC Semivolatiles

Lot-Sample #...:	A7L010179-026	**Work Order #...:**	KC9RA1AE	**Matrix.....:**	SO
Date Sampled...:	11/30/07 08:30	**Date Received..:**	12/01/07		
Prep Date.....:	12/04/07	**Analysis Date..:**	12/06/07		
Prep Batch #...:	7338350				
Dilution Factor:	1	**Initial Wgt/Vol:**	30.15 g	**Final Wgt/Vol..:**	1 mL
% Moisture.....:	18	**Method.....:**	SW846 8015B		

PARAMETER	RESULT	REPORTING LIMIT	UNITS	MDL
TPH (as Diesel)	**1.6 J,B**	**12**	**mg/kg**	**0.29**

SURROGATE	PERCENT RECOVERY	RECOVERY LIMITS
C9 (nonane)	16	(10 - 110)

NOTE(S):

Results and reporting limits have been adjusted for dry weight.

J Estimated result. Result is less than RL.

B Method blank contamination. The associated method blank contains the target analyte at a reportable level.

Tetra Tech NUS, Inc

Client Sample ID: SB-517-0810

GC Semivolatiles

Lot-Sample #...:	A7L010179-027	**Work Order #...:**	KC9RC2AE	**Matrix.....:**	SO
Date Sampled...:	11/30/07 08:35	**Date Received..:**	12/01/07		
Prep Date.....:	12/10/07	**Analysis Date..:**	12/11/07		
Prep Batch #...:	7344017				
Dilution Factor:	1	**Initial Wgt/Vol:**	30.13 g	**Final Wgt/Vol..:**	1 mL
% Moisture.....:	17	**Method.....:**	SW846 8015B		

PARAMETER	RESULT	REPORTING LIMIT	UNITS	MDL
TPH (as Diesel)	**1.8 J,B**	**12**	**mg/kg**	**0.29**

SURROGATE	PERCENT RECOVERY	RECOVERY LIMITS
C9 (nonane)	23	(10 - 110)

NOTE(S):

Results and reporting limits have been adjusted for dry weight.

J Estimated result. Result is less than RL.

B Method blank contamination. The associated method blank contains the target analyte at a reportable level.

Tetra Tech NUS, Inc

Client Sample ID: SB-518-0001

GC Semivolatiles

Lot-Sample #...:	A7L010179-028	**Work Order #...:**	KC9RG1AE	**Matrix.....:**	SO
Date Sampled...:	11/30/07 09:25	**Date Received..:**	12/01/07		
Prep Date.....:	12/04/07	**Analysis Date..:**	12/06/07		
Prep Batch #...:	7338350				
Dilution Factor:	1	**Initial Wgt/Vol:**	30.08 g	**Final Wgt/Vol..:**	1 mL
% Moisture.....:	17	**Method.....:**	SW846 8015B		

PARAMETER	RESULT	REPORTING LIMIT	UNITS	MDL
TPH (as Diesel)	**0.61 J,B**	**12**	**mg/kg**	**0.29**

SURROGATE	PERCENT RECOVERY	RECOVERY LIMITS
C9 (nonane)	10	(10 - 110)

NOTE(S):

Results and reporting limits have been adjusted for dry weight.

J Estimated result. Result is less than RL.

B Method blank contamination. The associated method blank contains the target analyte at a reportable level.

Tetra Tech NUS, Inc

Client Sample ID: SB-518-0406

GC Semivolatiles

Lot-Sample #...:	A7L010179-029	**Work Order #...:**	KC9RJ1AE	**Matrix.....:**	SO
Date Sampled...:	11/30/07 09:35	**Date Received..:**	12/01/07		
Prep Date.....:	12/04/07	**Analysis Date..:**	12/06/07		
Prep Batch #...:	7338350				
Dilution Factor:	1	**Initial Wgt/Vol:**	30.18 g	**Final Wgt/Vol..:**	1 mL
% Moisture.....:	17	**Method.....:**	SW846 8015B		

PARAMETER	RESULT	REPORTING LIMIT	UNITS	MDL
TPH (as Diesel)	**1.8 J,B**	**12**	**mg/kg**	**0.29**

SURROGATE	PERCENT RECOVERY	RECOVERY LIMITS
C9 (nonane)	14	(10 - 110)

NOTE(S):

Results and reporting limits have been adjusted for dry weight.

J Estimated result. Result is less than RL.

B Method blank contamination. The associated method blank contains the target analyte at a reportable level.

Tetra Tech NUS, Inc

Client Sample ID: SB-518-0810

GC Semivolatiles

Lot-Sample #...:	A7L010179-030	**Work Order #...:**	KC9RK1AE	**Matrix.....:**	SO
Date Sampled...:	11/30/07 09:45	**Date Received..:**	12/01/07		
Prep Date.....:	12/04/07	**Analysis Date..:**	12/06/07		
Prep Batch #...:	7338350				
Dilution Factor:	1	**Initial Wgt/Vol:**	30.2 g	**Final Wgt/Vol..:**	1 mL
% Moisture.....:	23	**Method.....:**	SW846 8015B		

PARAMETER	RESULT	REPORTING LIMIT	UNITS	MDL
TPH (as Diesel)	**1.7 J,B**	**13**	**mg/kg**	**0.31**

SURROGATE	PERCENT RECOVERY	RECOVERY LIMITS
C9 (nonane)	22	(10 - 110)

NOTE(S):

Results and reporting limits have been adjusted for dry weight.

J Estimated result. Result is less than RL.

B Method blank contamination. The associated method blank contains the target analyte at a reportable level.

Tetra Tech NUS, Inc

Client Sample ID: SB-519-0001

GC Semivolatiles

Lot-Sample #...:	A7L010179-031	**Work Order #...:**	KC9RL2AE	**Matrix.....:**	SO
Date Sampled...:	11/30/07 10:20	**Date Received..:**	12/01/07		
Prep Date.....:	12/10/07	**Analysis Date..:**	12/11/07		
Prep Batch #...:	7344017				
Dilution Factor:	1	**Initial Wgt/Vol:**	30.19 g	**Final Wgt/Vol..:**	1 mL
% Moisture.....:	15	**Method.....:**	SW846 8015B		

PARAMETER	RESULT	REPORTING LIMIT	UNITS	MDL
TPH (as Diesel)	**2.8 J,B**	**12**	**mg/kg**	**0.28**

SURROGATE	PERCENT RECOVERY	RECOVERY LIMITS
C9 (nonane)	21	(10 - 110)

NOTE(S):

Results and reporting limits have been adjusted for dry weight.

J Estimated result. Result is less than RL.

B Method blank contamination. The associated method blank contains the target analyte at a reportable level.

Tetra Tech NUS, Inc

Client Sample ID: SB-519-0406

GC Semivolatiles

Lot-Sample #...:	A7L010179-032	**Work Order #...:**	KC9RN2AE	**Matrix.....:**	SO
Date Sampled...:	11/30/07 10:25	**Date Received..:**	12/01/07		
Prep Date.....:	12/10/07	**Analysis Date..:**	12/11/07		
Prep Batch #...:	7344017				
Dilution Factor:	1	**Initial Wgt/Vol:**	30.13 g	**Final Wgt/Vol..:**	1 mL
% Moisture.....:	14	**Method.....:**	SW846 8015B		

PARAMETER	RESULT	REPORTING LIMIT	UNITS	MDL
TPH (as Diesel)	**1.5 J,B**	**12**	**mg/kg**	**0.28**

SURROGATE	PERCENT RECOVERY	RECOVERY LIMITS
C9 (nonane)	28	(10 - 110)

NOTE(S):

Results and reporting limits have been adjusted for dry weight.

J Estimated result. Result is less than RL.

B Method blank contamination. The associated method blank contains the target analyte at a reportable level.

Tetra Tech NUS, Inc

Client Sample ID: SB-519-0810

GC Semivolatiles

Lot-Sample #...:	A7L010179-033	**Work Order #...:**	KC9RQ1AE	**Matrix.....:**	SO
Date Sampled...:	11/30/07 10:30	**Date Received..:**	12/01/07		
Prep Date.....:	12/04/07	**Analysis Date..:**	12/06/07		
Prep Batch #...:	7338350				
Dilution Factor:	1	**Initial Wgt/Vol:**	30.09 g	**Final Wgt/Vol..:**	1 mL
% Moisture.....:	14	**Method.....:**	SW846 8015B		

PARAMETER	RESULT	REPORTING LIMIT	UNITS	MDL
TPH (as Diesel)	**1.3 J,B**	**12**	**mg/kg**	**0.28**

SURROGATE	PERCENT RECOVERY	RECOVERY LIMITS
C9 (nonane)	18	(10 - 110)

NOTE(S):

Results and reporting limits have been adjusted for dry weight.

J Estimated result. Result is less than RL.

B Method blank contamination. The associated method blank contains the target analyte at a reportable level.

Tetra Tech NUS, Inc

Client Sample ID: SB-516-0001

GC Semivolatiles

Lot-Sample #...:	A7L010179-034	**Work Order #...:**	KC9RR2AE	**Matrix.....:**	SO
Date Sampled...:	11/30/07 11:05	**Date Received..:**	12/01/07		
Prep Date.....:	12/10/07	**Analysis Date..:**	12/11/07		
Prep Batch #...:	7344017				
Dilution Factor:	1	**Initial Wgt/Vol:**	30.06 g	**Final Wgt/Vol..:**	1 mL
% Moisture.....:	16	**Method.....:**	SW846 8015B		

PARAMETER	RESULT	REPORTING LIMIT	UNITS	MDL
TPH (as Diesel)	**23 B**	**12**	**mg/kg**	**0.29**

SURROGATE	PERCENT RECOVERY	RECOVERY LIMITS
C9 (nonane)	25	(10 - 110)

NOTE(S):

Results and reporting limits have been adjusted for dry weight.

B Method blank contamination. The associated method blank contains the target analyte at a reportable level.

Tetra Tech NUS, Inc

Client Sample ID: SB-520-0001

GC Semivolatiles

Lot-Sample #...:	A7L010179-035	**Work Order #...:**	KC9RV2AE	**Matrix.....:**	SO
Date Sampled...:	11/30/07 11:35	**Date Received..:**	12/01/07		
Prep Date.....:	12/10/07	**Analysis Date..:**	12/11/07		
Prep Batch #...:	7344017				
Dilution Factor:	1	**Initial Wgt/Vol:**	30.12 g	**Final Wgt/Vol..:**	1 mL
% Moisture.....:	19	**Method.....:**	SW846 8015B		

PARAMETER	RESULT	REPORTING LIMIT	UNITS	MDL
TPH (as Diesel)	5.2 J,B	12	mg/kg	0.30

SURROGATE	PERCENT RECOVERY	RECOVERY LIMITS
C9 (nonane)	28	(10 - 110)

NOTE(S):

Results and reporting limits have been adjusted for dry weight.

J Estimated result. Result is less than RL.

B Method blank contamination. The associated method blank contains the target analyte at a reportable level.

Tetra Tech NUS, Inc

Client Sample ID: SB-520-0406

GC Semivolatiles

Lot-Sample #...:	A7L010179-036	**Work Order #...:**	KC9R01AE	**Matrix.....:**	SO
Date Sampled...:	11/30/07 11:40	**Date Received..:**	12/01/07		
Prep Date.....:	12/04/07	**Analysis Date..:**	12/06/07		
Prep Batch #...:	7338350				
Dilution Factor:	1	**Initial Wgt/Vol:**	30.02 g	**Final Wgt/Vol..:**	1 mL
% Moisture.....:	18	**Method.....:**	SW846 8015B		

PARAMETER	RESULT	REPORTING LIMIT	UNITS	MDL
TPH (as Diesel)	**1.3 J,B**	**12**	**mg/kg**	**0.29**

SURROGATE	PERCENT RECOVERY	RECOVERY LIMITS
C9 (nonane)	13	(10 - 110)

NOTE(S):

Results and reporting limits have been adjusted for dry weight.

J Estimated result. Result is less than RL.

B Method blank contamination. The associated method blank contains the target analyte at a reportable level.

Tetra Tech NUS, Inc

Client Sample ID: SB-520-0810

GC Semivolatiles

Lot-Sample #...:	A7L010179-037	**Work Order #...:**	KC9R11AE	**Matrix.....:**	SO
Date Sampled...:	11/30/07 11:45	**Date Received..:**	12/01/07		
Prep Date.....:	12/04/07	**Analysis Date..:**	12/06/07		
Prep Batch #...:	7338350				
Dilution Factor:	1	**Initial Wgt/Vol:**	30.2 g	**Final Wgt/Vol..:**	1 mL
% Moisture.....:	17	**Method.....:**	SW846 8015B		

PARAMETER	RESULT	REPORTING LIMIT	UNITS	MDL
TPH (as Diesel)	**1.1 J,B**	**12**	**mg/kg**	**0.29**

SURROGATE	PERCENT RECOVERY	RECOVERY LIMITS
C9 (nonane)	15	(10 - 110)

NOTE(S):

Results and reporting limits have been adjusted for dry weight.

J Estimated result. Result is less than RL.

B Method blank contamination. The associated method blank contains the target analyte at a reportable level.

Tetra Tech NUS, Inc

Client Sample ID: SB-510-0406

GC Semivolatiles

Lot-Sample #...: A7L010179-002 **Work Order #...:** KC9PT1AH **Matrix.....:** SO
Date Sampled...: 11/28/07 15:30 **Date Received..:** 12/01/07
Prep Date.....: 12/03/07 **Analysis Date..:** 12/07/07
Prep Batch #...: 7337280
Dilution Factor: 1 **Initial Wgt/Vol:** 30 g **Final Wgt/Vol..:** 10 mL
% Moisture.....: 13 **Method.....:** SW846 8082

PARAMETER	RESULT	REPORTING LIMIT	UNITS	MDL
Aroclor 1016	ND	38	ug/kg	13
Aroclor 1221	ND	38	ug/kg	15
Aroclor 1232	ND	38	ug/kg	14
Aroclor 1242	ND	38	ug/kg	16
Aroclor 1248	ND	38	ug/kg	17
Aroclor 1254	ND	38	ug/kg	10
Aroclor 1260	ND	38	ug/kg	11

SURROGATE	PERCENT RECOVERY	RECOVERY LIMITS
Tetrachloro-m-xylene	46	(10 - 196)
Decachlorobiphenyl	62	(10 - 199)

NOTE(S):

Results and reporting limits have been adjusted for dry weight.

Tetra Tech NUS, Inc

Client Sample ID: SB-510-0810

GC Semivolatiles

Lot-Sample #...: A7L010179-003 **Work Order #...:** KC9PW1AH **Matrix.....:** SO
Date Sampled...: 11/28/07 15:35 **Date Received..:** 12/01/07
Prep Date.....: 12/03/07 **Analysis Date..:** 12/07/07
Prep Batch #...: 7337280
Dilution Factor: 1 **Initial Wgt/Vol:** 30.12 g **Final Wgt/Vol..:** 10 mL
% Moisture.....: 13 **Method.....:** SW846 8082

PARAMETER	RESULT	REPORTING LIMIT	UNITS	MDL
Aroclor 1016	ND	38	ug/kg	13
Aroclor 1221	ND	38	ug/kg	15
Aroclor 1232	ND	38	ug/kg	14
Aroclor 1242	ND	38	ug/kg	16
Aroclor 1248	ND	38	ug/kg	17
Aroclor 1254	ND	38	ug/kg	10
Aroclor 1260	**16 J**	**38**	**ug/kg**	**11**

SURROGATE	PERCENT RECOVERY	RECOVERY LIMITS
Tetrachloro-m-xylene	62	(10 - 196)
Decachlorobiphenyl	70	(10 - 199)

NOTE(S):

Results and reporting limits have been adjusted for dry weight.

J Estimated result. Result is less than RL.

Tetra Tech NUS, Inc

Client Sample ID: DUP-04

GC Semivolatiles

Lot-Sample #...:	A7L010179-004	**Work Order #...:**	KC9PX1AH	**Matrix.....:**	SO
Date Sampled...:	11/28/07	**Date Received..:**	12/01/07		
Prep Date.....:	12/03/07	**Analysis Date..:**	12/07/07		
Prep Batch #...:	7337280				
Dilution Factor:	1	**Initial Wgt/Vol:**	30.06 g	**Final Wgt/Vol..:**	10 mL
% Moisture.....:	14	**Method.....:**	SW846 8082		

PARAMETER	RESULT	REPORTING LIMIT	UNITS	MDL
Aroclor 1016	ND	39	ug/kg	13
Aroclor 1221	ND	39	ug/kg	15
Aroclor 1232	ND	39	ug/kg	14
Aroclor 1242	ND	39	ug/kg	16
Aroclor 1248	ND	39	ug/kg	18
Aroclor 1254	ND	39	ug/kg	10
Aroclor 1260	ND	39	ug/kg	11

SURROGATE	PERCENT RECOVERY	RECOVERY LIMITS
Tetrachloro-m-xylene	56	(10 - 196)
Decachlorobiphenyl	80	(10 - 199)

NOTE(S):

Results and reporting limits have been adjusted for dry weight.

Tetra Tech NUS, Inc

Client Sample ID: DUP-05

GC Semivolatiles

Lot-Sample #...:	A7L010179-023	**Work Order #...:**	KC9Q51AH	**Matrix.....:**	SO
Date Sampled...:	11/29/07	**Date Received..:**	12/01/07		
Prep Date.....:	12/03/07	**Analysis Date..:**	12/11/07		
Prep Batch #...:	7337281				
Dilution Factor:	1	**Initial Wgt/Vol:**	30.08 g	**Final Wgt/Vol..:**	10 mL
% Moisture.....:	21	**Method.....:**	SW846 8082		

PARAMETER	RESULT	REPORTING LIMIT	UNITS	MDL
Aroclor 1016	ND	42	ug/kg	14
Aroclor 1221	ND	42	ug/kg	16
Aroclor 1232	ND	42	ug/kg	15
Aroclor 1242	ND	42	ug/kg	18
Aroclor 1248	ND	42	ug/kg	19
Aroclor 1254	ND	42	ug/kg	11
Aroclor 1260	**53**	**42**	**ug/kg**	**12**

SURROGATE	PERCENT RECOVERY	RECOVERY LIMITS
Tetrachloro-m-xylene	91	(10 - 196)
Decachlorobiphenyl	129	(10 - 199)

NOTE(S):

Results and reporting limits have been adjusted for dry weight.

Tetra Tech NUS, Inc

Client Sample ID: DUP-06

GC Semivolatiles

Lot-Sample #...:	A7L010179-024	**Work Order #...:**	KC9Q61AH	**Matrix.....:**	SO
Date Sampled...:	11/29/07	**Date Received..:**	12/01/07		
Prep Date.....:	12/03/07	**Analysis Date..:**	12/11/07		
Prep Batch #...:	7337281				
Dilution Factor:	1	**Initial Wgt/Vol:**	30.16 g	**Final Wgt/Vol..:**	10 mL
% Moisture.....:	15	**Method.....:**	SW846 8082		

PARAMETER	RESULT	REPORTING LIMIT	UNITS	MDL
Aroclor 1016	ND	39	ug/kg	13
Aroclor 1221	ND	39	ug/kg	15
Aroclor 1232	ND	39	ug/kg	14
Aroclor 1242	ND	39	ug/kg	17
Aroclor 1248	ND	39	ug/kg	18
Aroclor 1254	ND	39	ug/kg	10
Aroclor 1260	ND	39	ug/kg	12

SURROGATE	PERCENT RECOVERY	RECOVERY LIMITS
Tetrachloro-m-xylene	66	(10 - 196)
Decachlorobiphenyl	91	(10 - 199)

NOTE(S):

Results and reporting limits have been adjusted for dry weight.

Tetra Tech NUS, Inc

Client Sample ID: SB-511-0001

GC Semivolatiles

Lot-Sample #...:	A7L010179-005	**Work Order #...:**	KC9P01AH	**Matrix.....:**	SO
Date Sampled...:	11/29/07 08:20	**Date Received..:**	12/01/07		
Prep Date.....:	12/03/07	**Analysis Date..:**	12/07/07		
Prep Batch #...:	7337280				
Dilution Factor:	1	**Initial Wgt/Vol:**	30.12 g	**Final Wgt/Vol..:**	10 mL
% Moisture.....:	13	**Method.....:**	SW846 8082		

PARAMETER	RESULT	REPORTING LIMIT	UNITS	MDL
Aroclor 1016	ND	38	ug/kg	13
Aroclor 1221	ND	38	ug/kg	15
Aroclor 1232	ND	38	ug/kg	14
Aroclor 1242	ND	38	ug/kg	16
Aroclor 1248	ND	38	ug/kg	17
Aroclor 1254	ND	38	ug/kg	10
Aroclor 1260	**49**	**38**	**ug/kg**	**11**

SURROGATE	PERCENT RECOVERY	RECOVERY LIMITS
Tetrachloro-m-xylene	67	(10 - 196)
Decachlorobiphenyl	89	(10 - 199)

NOTE(S):

Results and reporting limits have been adjusted for dry weight.

Tetra Tech NUS, Inc

Client Sample ID: SB-511-0406

GC Semivolatiles

Lot-Sample #...:	A7L010179-006	**Work Order #...:**	KC9P11AH	**Matrix.....:**	SO
Date Sampled...:	11/29/07 08:25	**Date Received..:**	12/01/07		
Prep Date.....:	12/03/07	**Analysis Date..:**	12/07/07		
Prep Batch #...:	7337280				
Dilution Factor:	1	**Initial Wgt/Vol:**	30.11 g	**Final Wgt/Vol..:**	10 mL
% Moisture.....:	15	**Method.....:**	SW846 8082		

PARAMETER	RESULT	REPORTING LIMIT	UNITS	MDL
Aroclor 1016	ND	39	ug/kg	13
Aroclor 1221	ND	39	ug/kg	15
Aroclor 1232	ND	39	ug/kg	14
Aroclor 1242	ND	39	ug/kg	16
Aroclor 1248	ND	39	ug/kg	18
Aroclor 1254	ND	39	ug/kg	10
Aroclor 1260	**16 J**	**39**	**ug/kg**	**11**

SURROGATE	PERCENT RECOVERY	RECOVERY LIMITS
Tetrachloro-m-xylene	30	(10 - 196)
Decachlorobiphenyl	88	(10 - 199)

NOTE(S):

Results and reporting limits have been adjusted for dry weight.

J Estimated result. Result is less than RL.

Tetra Tech NUS, Inc

Client Sample ID: SB-511-0810

GC Semivolatiles

Lot-Sample #...:	A7L010179-007	**Work Order #...:**	KC9P21AH	**Matrix.....:**	SO
Date Sampled...:	11/29/07 08:30	**Date Received..:**	12/01/07		
Prep Date.....:	12/03/07	**Analysis Date..:**	12/07/07		
Prep Batch #...:	7337280				
Dilution Factor:	1	**Initial Wgt/Vol:**	30.07 g	**Final Wgt/Vol..:**	10 mL
% Moisture.....:	20	**Method.....:**	SW846 8082		

PARAMETER	RESULT	REPORTING LIMIT	UNITS	MDL
Aroclor 1016	ND	41	ug/kg	14
Aroclor 1221	ND	41	ug/kg	16
Aroclor 1232	ND	41	ug/kg	15
Aroclor 1242	ND	41	ug/kg	18
Aroclor 1248	ND	41	ug/kg	19
Aroclor 1254	ND	41	ug/kg	11
Aroclor 1260	ND	41	ug/kg	12

SURROGATE	PERCENT RECOVERY	RECOVERY LIMITS
Tetrachloro-m-xylene	40	(10 - 196)
Decachlorobiphenyl	69	(10 - 199)

NOTE(S):

Results and reporting limits have been adjusted for dry weight.

Tetra Tech NUS, Inc

Client Sample ID: SB-512-0001

GC Semivolatiles

Lot-Sample #...:	A7L010179-008	**Work Order #...:**	KC9P31AH	**Matrix.....:**	SO
Date Sampled...:	11/29/07 09:55	**Date Received..:**	12/01/07		
Prep Date.....:	12/03/07	**Analysis Date..:**	12/07/07		
Prep Batch #...:	7337280				
Dilution Factor:	1	**Initial Wgt/Vol:**	30.19 g	**Final Wgt/Vol..:**	10 mL
% Moisture.....:	11	**Method.....:**	SW846 8082		

PARAMETER	RESULT	REPORTING LIMIT	UNITS	MDL
Aroclor 1016	ND	37	ug/kg	12
Aroclor 1221	ND	37	ug/kg	15
Aroclor 1232	ND	37	ug/kg	14
Aroclor 1242	ND	37	ug/kg	16
Aroclor 1248	ND	37	ug/kg	17
Aroclor 1254	ND	37	ug/kg	9.9
Aroclor 1260	**30 J**	**37**	**ug/kg**	**11**

SURROGATE	PERCENT RECOVERY	RECOVERY LIMITS
Tetrachloro-m-xylene	63	(10 - 196)
Decachlorobiphenyl	80	(10 - 199)

NOTE(S):

Results and reporting limits have been adjusted for dry weight.

J Estimated result. Result is less than RL.

Tetra Tech NUS, Inc

Client Sample ID: SB-512-0406

GC Semivolatiles

Lot-Sample #...:	A7L010179-009	**Work Order #...:**	KC9P61AH	**Matrix.....:**	SO
Date Sampled...:	11/29/07 10:00	**Date Received..:**	12/01/07		
Prep Date.....:	12/03/07	**Analysis Date..:**	12/07/07		
Prep Batch #...:	7337280				
Dilution Factor:	1	**Initial Wgt/Vol:**	30.07 g	**Final Wgt/Vol..:**	10 mL
% Moisture.....:	12	**Method.....:**	SW846 8082		

PARAMETER	RESULT	REPORTING LIMIT	UNITS	MDL
Aroclor 1016	ND	38	ug/kg	13
Aroclor 1221	ND	38	ug/kg	15
Aroclor 1232	ND	38	ug/kg	14
Aroclor 1242	ND	38	ug/kg	16
Aroclor 1248	ND	38	ug/kg	17
Aroclor 1254	ND	38	ug/kg	10
Aroclor 1260	ND	38	ug/kg	11

SURROGATE	PERCENT RECOVERY	RECOVERY LIMITS
Tetrachloro-m-xylene	64	(10 - 196)
Decachlorobiphenyl	93	(10 - 199)

NOTE(S):

Results and reporting limits have been adjusted for dry weight.

Tetra Tech NUS, Inc

Client Sample ID: SB-512-0810

GC Semivolatiles

Lot-Sample #...:	A7L010179-010	**Work Order #...:**	KC9P71AH	**Matrix.....:**	SO
Date Sampled...:	11/29/07 10:05	**Date Received..:**	12/01/07		
Prep Date.....:	12/03/07	**Analysis Date..:**	12/07/07		
Prep Batch #...:	7337280				
Dilution Factor:	1	**Initial Wgt/Vol:**	30.16 g	**Final Wgt/Vol..:**	10 mL
% Moisture.....:	20	**Method.....:**	SW846 8082		

PARAMETER	RESULT	REPORTING LIMIT	UNITS	MDL
Aroclor 1016	ND	41	ug/kg	14
Aroclor 1221	ND	41	ug/kg	16
Aroclor 1232	ND	41	ug/kg	15
Aroclor 1242	ND	41	ug/kg	18
Aroclor 1248	ND	41	ug/kg	19
Aroclor 1254	ND	41	ug/kg	11
Aroclor 1260	**18 J**	**41**	**ug/kg**	**12**

SURROGATE	PERCENT RECOVERY	RECOVERY LIMITS
Tetrachloro-m-xylene	61	(10 - 196)
Decachlorobiphenyl	71	(10 - 199)

NOTE(S):

Results and reporting limits have been adjusted for dry weight.

J Estimated result. Result is less than RL.

Tetra Tech NUS, Inc

Client Sample ID: SB-513-0001

GC Semivolatiles

Lot-Sample #...:	A7L010179-011	**Work Order #...:**	KC9P81AH	**Matrix.....:**	SO
Date Sampled...:	11/29/07 10:30	**Date Received..:**	12/01/07		
Prep Date.....:	12/03/07	**Analysis Date..:**	12/07/07		
Prep Batch #...:	7337280				
Dilution Factor:	1	**Initial Wgt/Vol:**	30.02 g	**Final Wgt/Vol..:**	10 mL
% Moisture.....:	15	**Method.....:**	SW846 8082		

PARAMETER	RESULT	REPORTING LIMIT	UNITS	MDL
Aroclor 1016	ND	39	ug/kg	13
Aroclor 1221	ND	39	ug/kg	15
Aroclor 1232	ND	39	ug/kg	14
Aroclor 1242	ND	39	ug/kg	16
Aroclor 1248	ND	39	ug/kg	18
Aroclor 1254	ND	39	ug/kg	10
Aroclor 1260	**84**	**39**	**ug/kg**	**11**

SURROGATE	PERCENT RECOVERY	RECOVERY LIMITS
Tetrachloro-m-xylene	70	(10 - 196)
Decachlorobiphenyl	72	(10 - 199)

NOTE(S):

Results and reporting limits have been adjusted for dry weight.

Tetra Tech NUS, Inc

Client Sample ID: SB-513-0406

GC Semivolatiles

Lot-Sample #...:	A7L010179-012	**Work Order #...:**	KC9P91AH	**Matrix.....:**	SO
Date Sampled...:	11/29/07 10:35	**Date Received..:**	12/01/07		
Prep Date.....:	12/03/07	**Analysis Date..:**	12/07/07		
Prep Batch #...:	7337280				
Dilution Factor:	1	**Initial Wgt/Vol:**	30.05 g	**Final Wgt/Vol..:**	10 mL
% Moisture.....:	15	**Method.....:**	SW846 8082		

PARAMETER	RESULT	REPORTING LIMIT	UNITS	MDL
Aroclor 1016	ND	39	ug/kg	13
Aroclor 1221	ND	39	ug/kg	15
Aroclor 1232	ND	39	ug/kg	14
Aroclor 1242	ND	39	ug/kg	16
Aroclor 1248	ND	39	ug/kg	18
Aroclor 1254	ND	39	ug/kg	10
Aroclor 1260	ND	39	ug/kg	12

SURROGATE	PERCENT RECOVERY	RECOVERY LIMITS
Tetrachloro-m-xylene	64	(10 - 196)
Decachlorobiphenyl	68	(10 - 199)

NOTE(S):

Results and reporting limits have been adjusted for dry weight.

Tetra Tech NUS, Inc

Client Sample ID: SB-513-0810

GC Semivolatiles

Lot-Sample #...:	A7L010179-013	**Work Order #...:**	KC9QA1AH	**Matrix.....:**	SO
Date Sampled...:	11/29/07 10:40	**Date Received..:**	12/01/07		
Prep Date.....:	12/03/07	**Analysis Date..:**	12/07/07		
Prep Batch #...:	7337280				
Dilution Factor:	1	**Initial Wgt/Vol:**	30 g	**Final Wgt/Vol..:**	10 mL
% Moisture.....:	14	**Method.....:**	SW846 8082		

PARAMETER	RESULT	REPORTING LIMIT	UNITS	MDL
Aroclor 1016	ND	39	ug/kg	13
Aroclor 1221	ND	39	ug/kg	15
Aroclor 1232	ND	39	ug/kg	14
Aroclor 1242	ND	39	ug/kg	16
Aroclor 1248	ND	39	ug/kg	18
Aroclor 1254	ND	39	ug/kg	10
Aroclor 1260	ND	39	ug/kg	11

SURROGATE	PERCENT RECOVERY	RECOVERY LIMITS
Tetrachloro-m-xylene	63	(10 - 196)
Decachlorobiphenyl	70	(10 - 199)

NOTE(S):

Results and reporting limits have been adjusted for dry weight.

Tetra Tech NUS, Inc

Client Sample ID: SB-509-0001

GC Semivolatiles

Lot-Sample #...:	A7L010179-014	**Work Order #...:**	KC9QC1AH	**Matrix.....:**	SO
Date Sampled...:	11/29/07 11:00	**Date Received..:**	12/01/07		
Prep Date.....:	12/03/07	**Analysis Date..:**	12/07/07		
Prep Batch #...:	7337280				
Dilution Factor:	1	**Initial Wgt/Vol:**	30.07 g	**Final Wgt/Vol..:**	10 mL
% Moisture.....:	13	**Method.....:**	SW846 8082		

PARAMETER	RESULT	REPORTING LIMIT	UNITS	MDL
Aroclor 1016	ND	38	ug/kg	13
Aroclor 1221	ND	38	ug/kg	15
Aroclor 1232	ND	38	ug/kg	14
Aroclor 1242	ND	38	ug/kg	16
Aroclor 1248	ND	38	ug/kg	17
Aroclor 1254	ND	38	ug/kg	10
Aroclor 1260	ND	38	ug/kg	11

SURROGATE	PERCENT RECOVERY	RECOVERY LIMITS
Tetrachloro-m-xylene	61	(10 - 196)
Decachlorobiphenyl	70	(10 - 199)

NOTE(S):

Results and reporting limits have been adjusted for dry weight.

Tetra Tech NUS, Inc

Client Sample ID: SB-509-0406

GC Semivolatiles

Lot-Sample #...: A7L010179-015 **Work Order #...:** KC9QH1AH **Matrix.....:** SO
Date Sampled...: 11/29/07 11:05 **Date Received..:** 12/01/07
Prep Date.....: 12/03/07 **Analysis Date..:** 12/07/07
Prep Batch #...: 7337280
Dilution Factor: 1 **Initial Wgt/Vol:** 30.01 g **Final Wgt/Vol..:** 10 mL
% Moisture.....: 14 **Method.....:** SW846 8082

PARAMETER	RESULT	REPORTING LIMIT	UNITS	MDL
Aroclor 1016	ND	38	ug/kg	13
Aroclor 1221	ND	38	ug/kg	15
Aroclor 1232	ND	38	ug/kg	14
Aroclor 1242	ND	38	ug/kg	16
Aroclor 1248	ND	38	ug/kg	17
Aroclor 1254	ND	38	ug/kg	10
Aroclor 1260	ND	38	ug/kg	11

SURROGATE	PERCENT RECOVERY	RECOVERY LIMITS
Tetrachloro-m-xylene	66	(10 - 196)
Decachlorobiphenyl	79	(10 - 199)

NOTE(S):

Results and reporting limits have been adjusted for dry weight.

Tetra Tech NUS, Inc

Client Sample ID: SB-509-0810

GC Semivolatiles

Lot-Sample #...: A7L010179-016 **Work Order #...:** KC9QK1AH **Matrix.....:** SO
Date Sampled...: 11/29/07 11:10 **Date Received..:** 12/01/07
Prep Date.....: 12/03/07 **Analysis Date..:** 12/08/07
Prep Batch #...: 7337280
Dilution Factor: 1 **Initial Wgt/Vol:** 30.15 g **Final Wgt/Vol..:** 10 mL
% Moisture.....: 13 **Method.....:** SW846 8082

PARAMETER	RESULT	REPORTING LIMIT	UNITS	MDL
Aroclor 1016	ND	38	ug/kg	13
Aroclor 1221	ND	38	ug/kg	15
Aroclor 1232	ND	38	ug/kg	14
Aroclor 1242	ND	38	ug/kg	16
Aroclor 1248	ND	38	ug/kg	17
Aroclor 1254	ND	38	ug/kg	10
Aroclor 1260	ND	38	ug/kg	11

SURROGATE	PERCENT RECOVERY	RECOVERY LIMITS
Tetrachloro-m-xylene	56	(10 - 196)
Decachlorobiphenyl	68	(10 - 199)

NOTE(S):

Results and reporting limits have been adjusted for dry weight.

Tetra Tech NUS, Inc

Client Sample ID: SB-514-0001

GC Semivolatiles

Lot-Sample #...: A7L010179-017 **Work Order #...:** KC9QM1AH **Matrix.....:** SO
Date Sampled...: 11/29/07 11:45 **Date Received..:** 12/01/07
Prep Date.....: 12/03/07 **Analysis Date..:** 12/08/07
Prep Batch #...: 7337280
Dilution Factor: 1 **Initial Wgt/Vol:** 30.18 g **Final Wgt/Vol..:** 10 mL
% Moisture.....: 14 **Method.....:** SW846 8082

PARAMETER	RESULT	REPORTING LIMIT	UNITS	MDL
Aroclor 1016	ND	38	ug/kg	13
Aroclor 1221	ND	38	ug/kg	15
Aroclor 1232	ND	38	ug/kg	14
Aroclor 1242	ND	38	ug/kg	16
Aroclor 1248	ND	38	ug/kg	17
Aroclor 1254	ND	38	ug/kg	10
Aroclor 1260	ND	38	ug/kg	11

SURROGATE	PERCENT RECOVERY	RECOVERY LIMITS
Tetrachloro-m-xylene	78	(10 - 196)
Decachlorobiphenyl	96	(10 - 199)

NOTE(S):

Results and reporting limits have been adjusted for dry weight.

Tetra Tech NUS, Inc

Client Sample ID: SB-514-0406

GC Semivolatiles

Lot-Sample #...:	A7L010179-018	**Work Order #...:**	KC9QQ1AH	**Matrix.....:**	SO
Date Sampled...:	11/29/07 11:50	**Date Received..:**	12/01/07		
Prep Date.....:	12/03/07	**Analysis Date..:**	12/08/07		
Prep Batch #...:	7337280				
Dilution Factor:	1	**Initial Wgt/Vol:**	30.16 g	**Final Wgt/Vol..:**	10 mL
% Moisture.....:	17	**Method.....:**	SW846 8082		

PARAMETER	RESULT	REPORTING LIMIT	UNITS	MDL
Aroclor 1016	ND	40	ug/kg	13
Aroclor 1221	ND	40	ug/kg	16
Aroclor 1232	ND	40	ug/kg	15
Aroclor 1242	ND	40	ug/kg	17
Aroclor 1248	ND	40	ug/kg	18
Aroclor 1254	ND	40	ug/kg	11
Aroclor 1260	ND	40	ug/kg	12

SURROGATE	PERCENT RECOVERY	RECOVERY LIMITS
Tetrachloro-m-xylene	36	(10 - 196)
Decachlorobiphenyl	80	(10 - 199)

NOTE(S):

Results and reporting limits have been adjusted for dry weight.

Tetra Tech NUS, Inc

Client Sample ID: SB-514-0810

GC Semivolatiles

Lot-Sample #...:	A7L010179-019	**Work Order #...:**	KC9QT1AH	**Matrix.....:**	SO
Date Sampled...:	11/29/07 11:55	**Date Received..:**	12/01/07		
Prep Date.....:	12/03/07	**Analysis Date..:**	12/08/07		
Prep Batch #...:	7337280				
Dilution Factor:	1	**Initial Wgt/Vol:**	30.04 g	**Final Wgt/Vol..:**	10 mL
% Moisture.....:	16	**Method.....:**	SW846 8082		

PARAMETER	RESULT	REPORTING LIMIT	UNITS	MDL
Aroclor 1016	ND	39	ug/kg	13
Aroclor 1221	ND	39	ug/kg	15
Aroclor 1232	ND	39	ug/kg	14
Aroclor 1242	ND	39	ug/kg	17
Aroclor 1248	ND	39	ug/kg	18
Aroclor 1254	ND	39	ug/kg	10
Aroclor 1260	ND	39	ug/kg	12

SURROGATE	PERCENT RECOVERY	RECOVERY LIMITS
Tetrachloro-m-xylene	57	(10 - 196)
Decachlorobiphenyl	68	(10 - 199)

NOTE(S):

Results and reporting limits have been adjusted for dry weight.

Tetra Tech NUS, Inc

Client Sample ID: SB-515-0001

GC Semivolatiles

Lot-Sample #...:	A7L010179-020	**Work Order #...:**	KC9QX1AH	**Matrix.....:**	SO
Date Sampled...:	11/29/07 13:30	**Date Received..:**	12/01/07		
Prep Date.....:	12/03/07	**Analysis Date..:**	12/08/07		
Prep Batch #...:	7337280				
Dilution Factor:	1	**Initial Wgt/Vol:**	30.11 g	**Final Wgt/Vol..:**	10 mL
% Moisture.....:	15	**Method.....:**	SW846 8082		

PARAMETER	RESULT	REPORTING LIMIT	UNITS	MDL
Aroclor 1016	ND	39	ug/kg	13
Aroclor 1221	ND	39	ug/kg	15
Aroclor 1232	ND	39	ug/kg	14
Aroclor 1242	ND	39	ug/kg	17
Aroclor 1248	ND	39	ug/kg	18
Aroclor 1254	ND	39	ug/kg	10
Aroclor 1260	**290**	**39**	**ug/kg**	**12**

SURROGATE	PERCENT RECOVERY	RECOVERY LIMITS
Tetrachloro-m-xylene	73	(10 - 196)
Decachlorobiphenyl	134	(10 - 199)

NOTE(S):

Results and reporting limits have been adjusted for dry weight.

Tetra Tech NUS, Inc

Client Sample ID: SB-515-0406

GC Semivolatiles

Lot-Sample #...: A7L010179-021 **Work Order #...:** KC9Q21AH **Matrix.....:** SO
Date Sampled...: 11/29/07 13:35 **Date Received..:** 12/01/07
Prep Date.....: 12/03/07 **Analysis Date..:** 12/11/07
Prep Batch #...: 7337281
Dilution Factor: 1 **Initial Wgt/Vol:** 30.03 g **Final Wgt/Vol..:** 10 mL
% Moisture.....: 17 **Method.....:** SW846 8082

PARAMETER	RESULT	REPORTING LIMIT	UNITS	MDL
Aroclor 1016	ND	40	ug/kg	13
Aroclor 1221	ND	40	ug/kg	16
Aroclor 1232	ND	40	ug/kg	15
Aroclor 1242	ND	40	ug/kg	17
Aroclor 1248	ND	40	ug/kg	18
Aroclor 1254	ND	40	ug/kg	11
Aroclor 1260	ND	40	ug/kg	12

SURROGATE	PERCENT RECOVERY	RECOVERY LIMITS
Tetrachloro-m-xylene	71	(10 - 196)
Decachlorobiphenyl	83	(10 - 199)

NOTE(S):

Results and reporting limits have been adjusted for dry weight.

Tetra Tech NUS, Inc

Client Sample ID: SB-515-0810

GC Semivolatiles

Lot-Sample #...: A7L010179-022 **Work Order #...:** KC9Q31AH **Matrix.....:** SO
Date Sampled...: 11/29/07 13:40 **Date Received..:** 12/01/07
Prep Date.....: 12/03/07 **Analysis Date..:** 12/11/07
Prep Batch #...: 7337281
Dilution Factor: 1 **Initial Wgt/Vol:** 30.05 g **Final Wgt/Vol..:** 10 mL
% Moisture.....: 19 **Method.....:** SW846 8082

PARAMETER	RESULT	REPORTING LIMIT	UNITS	MDL
Aroclor 1016	ND	41	ug/kg	14
Aroclor 1221	ND	41	ug/kg	16
Aroclor 1232	ND	41	ug/kg	15
Aroclor 1242	ND	41	ug/kg	17
Aroclor 1248	ND	41	ug/kg	19
Aroclor 1254	ND	41	ug/kg	11
Aroclor 1260	**19 J**	**41**	**ug/kg**	**12**

SURROGATE	PERCENT RECOVERY	RECOVERY LIMITS
Tetrachloro-m-xylene	74	(10 - 196)
Decachlorobiphenyl	102	(10 - 199)

NOTE(S):

Results and reporting limits have been adjusted for dry weight.

J Estimated result. Result is less than RL.

Tetra Tech NUS, Inc

Client Sample ID: SB-517-0001

GC Semivolatiles

Lot-Sample #...: A7L010179-025 **Work Order #...:** KC9Q81AH **Matrix.....:** SO
Date Sampled...: 11/30/07 08:20 **Date Received..:** 12/01/07
Prep Date.....: 12/03/07 **Analysis Date..:** 12/11/07
Prep Batch #...: 7337281
Dilution Factor: 1 **Initial Wgt/Vol:** 30.2 g **Final Wgt/Vol..:** 10 mL
% Moisture.....: 12 **Method.....:** SW846 8082

PARAMETER	RESULT	REPORTING LIMIT	UNITS	MDL
Aroclor 1016	ND	37	ug/kg	12
Aroclor 1221	ND	37	ug/kg	15
Aroclor 1232	ND	37	ug/kg	14
Aroclor 1242	ND	37	ug/kg	16
Aroclor 1248	ND	37	ug/kg	17
Aroclor 1254	ND	37	ug/kg	10
Aroclor 1260	ND	37	ug/kg	11

SURROGATE	PERCENT RECOVERY	RECOVERY LIMITS
Tetrachloro-m-xylene	55	(10 - 196)
Decachlorobiphenyl	96	(10 - 199)

NOTE(S):

Results and reporting limits have been adjusted for dry weight.

Tetra Tech NUS, Inc

Client Sample ID: SB-517-0406

GC Semivolatiles

Lot-Sample #...:	A7L010179-026	**Work Order #...:**	KC9RA1AH	**Matrix.....:**	SO
Date Sampled...:	11/30/07 08:30	**Date Received..:**	12/01/07		
Prep Date.....:	12/03/07	**Analysis Date..:**	12/11/07		
Prep Batch #...:	7337281				
Dilution Factor:	1	**Initial Wgt/Vol:**	30.1 g	**Final Wgt/Vol..:**	10 mL
% Moisture.....:	18	**Method.....:**	SW846 8082		

PARAMETER	RESULT	REPORTING LIMIT	UNITS	MDL
Aroclor 1016	ND	40	ug/kg	13
Aroclor 1221	ND	40	ug/kg	16
Aroclor 1232	ND	40	ug/kg	15
Aroclor 1242	ND	40	ug/kg	17
Aroclor 1248	ND	40	ug/kg	18
Aroclor 1254	ND	40	ug/kg	11
Aroclor 1260	ND	40	ug/kg	12

SURROGATE	PERCENT RECOVERY	RECOVERY LIMITS
Tetrachloro-m-xylene	73	(10 - 196)
Decachlorobiphenyl	88	(10 - 199)

NOTE(S):

Results and reporting limits have been adjusted for dry weight.

Tetra Tech NUS, Inc

Client Sample ID: SB-517-0810

GC Semivolatiles

Lot-Sample #...: A7L010179-027 **Work Order #...:** KC9RC1AH **Matrix.....:** SO
Date Sampled...: 11/30/07 08:35 **Date Received..:** 12/01/07
Prep Date.....: 12/03/07 **Analysis Date..:** 12/11/07
Prep Batch #...: 7337281
Dilution Factor: 1 **Initial Wgt/Vol:** 30.01 g **Final Wgt/Vol..:** 10 mL
% Moisture.....: 17 **Method.....:** SW846 8082

PARAMETER	RESULT	REPORTING LIMIT	UNITS	MDL
Aroclor 1016	ND	40	ug/kg	13
Aroclor 1221	ND	40	ug/kg	16
Aroclor 1232	ND	40	ug/kg	15
Aroclor 1242	ND	40	ug/kg	17
Aroclor 1248	ND	40	ug/kg	18
Aroclor 1254	ND	40	ug/kg	11
Aroclor 1260	**190**	**40**	**ug/kg**	**12**

SURROGATE	PERCENT RECOVERY	RECOVERY LIMITS
Tetrachloro-m-xylene	90	(10 - 196)
Decachlorobiphenyl	95	(10 - 199)

NOTE(S):

Results and reporting limits have been adjusted for dry weight.

Tetra Tech NUS, Inc

Client Sample ID: SB-518-0001

GC Semivolatiles

Lot-Sample #...: A7L010179-028 **Work Order #...:** KC9RG1AH **Matrix.....:** SO
Date Sampled...: 11/30/07 09:25 **Date Received..:** 12/01/07
Prep Date.....: 12/03/07 **Analysis Date..:** 12/11/07
Prep Batch #...: 7337281
Dilution Factor: 1 **Initial Wgt/Vol:** 30.18 g **Final Wgt/Vol..:** 10 mL
% Moisture.....: 17 **Method.....:** SW846 8082

PARAMETER	RESULT	REPORTING LIMIT	UNITS	MDL
Aroclor 1016	ND	40	ug/kg	13
Aroclor 1221	ND	40	ug/kg	16
Aroclor 1232	ND	40	ug/kg	14
Aroclor 1242	ND	40	ug/kg	17
Aroclor 1248	ND	40	ug/kg	18
Aroclor 1254	ND	40	ug/kg	11
Aroclor 1260	ND	40	ug/kg	12

SURROGATE	PERCENT RECOVERY	RECOVERY LIMITS
Tetrachloro-m-xylene	75	(10 - 196)
Decachlorobiphenyl	95	(10 - 199)

NOTE(S):

Results and reporting limits have been adjusted for dry weight.

Tetra Tech NUS, Inc

Client Sample ID: SB-518-0406

GC Semivolatiles

Lot-Sample #...: A7L010179-029 **Work Order #...:** KC9RJ1AH **Matrix.....:** SO
Date Sampled...: 11/30/07 09:35 **Date Received..:** 12/01/07
Prep Date.....: 12/03/07 **Analysis Date..:** 12/11/07
Prep Batch #...: 7337281
Dilution Factor: 1 **Initial Wgt/Vol:** 30.05 g **Final Wgt/Vol..:** 10 mL
% Moisture.....: 17 **Method.....:** SW846 8082

PARAMETER	RESULT	REPORTING LIMIT	UNITS	MDL
Aroclor 1016	ND	40	ug/kg	13
Aroclor 1221	ND	40	ug/kg	16
Aroclor 1232	ND	40	ug/kg	14
Aroclor 1242	ND	40	ug/kg	17
Aroclor 1248	ND	40	ug/kg	18
Aroclor 1254	ND	40	ug/kg	11
Aroclor 1260	ND	40	ug/kg	12

SURROGATE	PERCENT RECOVERY	RECOVERY LIMITS
Tetrachloro-m-xylene	74	(10 - 196)
Decachlorobiphenyl	97	(10 - 199)

NOTE(S):

Results and reporting limits have been adjusted for dry weight.

Tetra Tech NUS, Inc

Client Sample ID: SB-518-0810

GC Semivolatiles

Lot-Sample #...: A7L010179-030 **Work Order #...:** KC9RK1AH **Matrix.....:** SO
Date Sampled...: 11/30/07 09:45 **Date Received..:** 12/01/07
Prep Date.....: 12/03/07 **Analysis Date..:** 12/11/07
Prep Batch #...: 7337281
Dilution Factor: 1 **Initial Wgt/Vol:** 30.02 g **Final Wgt/Vol..:** 10 mL
% Moisture.....: 23 **Method.....:** SW846 8082

PARAMETER	RESULT	REPORTING LIMIT	UNITS	MDL
Aroclor 1016	ND	43	ug/kg	14
Aroclor 1221	ND	43	ug/kg	17
Aroclor 1232	ND	43	ug/kg	16
Aroclor 1242	ND	43	ug/kg	18
Aroclor 1248	ND	43	ug/kg	19
Aroclor 1254	ND	43	ug/kg	11
Aroclor 1260	ND	43	ug/kg	13

SURROGATE	PERCENT RECOVERY	RECOVERY LIMITS
Tetrachloro-m-xylene	64	(10 - 196)
Decachlorobiphenyl	87	(10 - 199)

NOTE(S):

Results and reporting limits have been adjusted for dry weight.

Tetra Tech NUS, Inc

Client Sample ID: SB-519-0001

GC Semivolatiles

Lot-Sample #...: A7L010179-031 **Work Order #...:** KC9RL1AH **Matrix.....:** SO
Date Sampled...: 11/30/07 10:20 **Date Received..:** 12/01/07
Prep Date.....: 12/03/07 **Analysis Date..:** 12/11/07
Prep Batch #...: 7337281
Dilution Factor: 1 **Initial Wgt/Vol:** 30.01 g **Final Wgt/Vol..:** 10 mL
% Moisture.....: 15 **Method.....:** SW846 8082

PARAMETER	RESULT	REPORTING LIMIT	UNITS	MDL
Aroclor 1016	ND	39	ug/kg	13
Aroclor 1221	ND	39	ug/kg	15
Aroclor 1232	ND	39	ug/kg	14
Aroclor 1242	ND	39	ug/kg	16
Aroclor 1248	ND	39	ug/kg	18
Aroclor 1254	ND	39	ug/kg	10
Aroclor 1260	ND	39	ug/kg	12

SURROGATE	PERCENT RECOVERY	RECOVERY LIMITS
Tetrachloro-m-xylene	62	(10 - 196)
Decachlorobiphenyl	85	(10 - 199)

NOTE(S):

Results and reporting limits have been adjusted for dry weight.

Tetra Tech NUS, Inc

Client Sample ID: SB-519-0406

GC Semivolatiles

Lot-Sample #...:	A7L010179-032	**Work Order #...:**	KC9RN1AH	**Matrix.....:**	SO
Date Sampled...:	11/30/07 10:25	**Date Received..:**	12/01/07		
Prep Date.....:	12/03/07	**Analysis Date..:**	12/11/07		
Prep Batch #...:	7337281				
Dilution Factor:	1	**Initial Wgt/Vol:**	30.18 g	**Final Wgt/Vol..:**	10 mL
% Moisture.....:	14	**Method.....:**	SW846 8082		

PARAMETER	RESULT	REPORTING LIMIT	UNITS	MDL
Aroclor 1016	ND	38	ug/kg	13
Aroclor 1221	ND	38	ug/kg	15
Aroclor 1232	ND	38	ug/kg	14
Aroclor 1242	ND	38	ug/kg	16
Aroclor 1248	ND	38	ug/kg	17
Aroclor 1254	ND	38	ug/kg	10
Aroclor 1260	ND	38	ug/kg	11

SURROGATE	PERCENT RECOVERY	RECOVERY LIMITS
Tetrachloro-m-xylene	80	(10 - 196)
Decachlorobiphenyl	95	(10 - 199)

NOTE(S):

Results and reporting limits have been adjusted for dry weight.

Tetra Tech NUS, Inc

Client Sample ID: SB-519-0810

GC Semivolatiles

Lot-Sample #...:	A7L010179-033	**Work Order #...:**	KC9RQ1AH	**Matrix.....:**	SO
Date Sampled...:	11/30/07 10:30	**Date Received..:**	12/01/07		
Prep Date.....:	12/03/07	**Analysis Date..:**	12/11/07		
Prep Batch #...:	7337281				
Dilution Factor:	1	**Initial Wgt/Vol:**	30.03 g	**Final Wgt/Vol..:**	10 mL
% Moisture.....:	14	**Method.....:**	SW846 8082		

PARAMETER	RESULT	REPORTING LIMIT	UNITS	MDL
Aroclor 1016	ND	38	ug/kg	13
Aroclor 1221	ND	38	ug/kg	15
Aroclor 1232	ND	38	ug/kg	14
Aroclor 1242	ND	38	ug/kg	16
Aroclor 1248	ND	38	ug/kg	17
Aroclor 1254	ND	38	ug/kg	10
Aroclor 1260	ND	38	ug/kg	11

SURROGATE	PERCENT RECOVERY	RECOVERY LIMITS
Tetrachloro-m-xylene	79	(10 - 196)
Decachlorobiphenyl	92	(10 - 199)

NOTE(S):

Results and reporting limits have been adjusted for dry weight.

Tetra Tech NUS, Inc

Client Sample ID: SB-516-0001

GC Semivolatiles

Lot-Sample #...:	A7L010179-034	**Work Order #...:**	KC9RR1AH	**Matrix.....:**	SO
Date Sampled...:	11/30/07 11:05	**Date Received..:**	12/01/07		
Prep Date.....:	12/03/07	**Analysis Date..:**	12/11/07		
Prep Batch #...:	7337281				
Dilution Factor:	1	**Initial Wgt/Vol:**	30.17 g	**Final Wgt/Vol..:**	10 mL
% Moisture.....:	16	**Method.....:**	SW846 8082		

PARAMETER	RESULT	REPORTING LIMIT	UNITS	MDL
Aroclor 1016	ND	39	ug/kg	13
Aroclor 1221	ND	39	ug/kg	15
Aroclor 1232	ND	39	ug/kg	14
Aroclor 1242	ND	39	ug/kg	17
Aroclor 1248	ND	39	ug/kg	18
Aroclor 1254	ND	39	ug/kg	10
Aroclor 1260	ND	39	ug/kg	12

SURROGATE	PERCENT RECOVERY	RECOVERY LIMITS
Tetrachloro-m-xylene	62	(10 - 196)
Decachlorobiphenyl	86	(10 - 199)

NOTE(S):

Results and reporting limits have been adjusted for dry weight.

Tetra Tech NUS, Inc

Client Sample ID: SB-520-0001

GC Semivolatiles

Lot-Sample #...: A7L010179-035 **Work Order #...:** KC9RV1AH **Matrix.....:** SO
Date Sampled...: 11/30/07 11:35 **Date Received..:** 12/01/07
Prep Date.....: 12/03/07 **Analysis Date..:** 12/11/07
Prep Batch #...: 7337281
Dilution Factor: 1 **Initial Wgt/Vol:** 30.15 g **Final Wgt/Vol..:** 10 mL
% Moisture.....: 19 **Method.....:** SW846 8082

PARAMETER	RESULT	REPORTING LIMIT	UNITS	MDL
Aroclor 1016	ND	41	ug/kg	14
Aroclor 1221	ND	41	ug/kg	16
Aroclor 1232	ND	41	ug/kg	15
Aroclor 1242	ND	41	ug/kg	17
Aroclor 1248	ND	41	ug/kg	19
Aroclor 1254	ND	41	ug/kg	11
Aroclor 1260	ND	41	ug/kg	12

SURROGATE	PERCENT RECOVERY	RECOVERY LIMITS
Tetrachloro-m-xylene	75	(10 - 196)
Decachlorobiphenyl	82	(10 - 199)

NOTE(S):

Results and reporting limits have been adjusted for dry weight.

Tetra Tech NUS, Inc

Client Sample ID: SB-520-0406

GC Semivolatiles

Lot-Sample #...:	A7L010179-036	**Work Order #...:**	KC9R01AH	**Matrix.....:**	SO
Date Sampled...:	11/30/07 11:40	**Date Received..:**	12/01/07		
Prep Date.....:	12/03/07	**Analysis Date..:**	12/11/07		
Prep Batch #...:	7337281				
Dilution Factor:	1	**Initial Wgt/Vol:**	30.03 g	**Final Wgt/Vol..:**	10 mL
% Moisture.....:	18	**Method.....:**	SW846 8082		

PARAMETER	RESULT	REPORTING LIMIT	UNITS	MDL
Aroclor 1016	ND	40	ug/kg	13
Aroclor 1221	ND	40	ug/kg	16
Aroclor 1232	ND	40	ug/kg	15
Aroclor 1242	ND	40	ug/kg	17
Aroclor 1248	ND	40	ug/kg	18
Aroclor 1254	ND	40	ug/kg	11
Aroclor 1260	ND	40	ug/kg	12

SURROGATE	PERCENT RECOVERY	RECOVERY LIMITS
Tetrachloro-m-xylene	77	(10 - 196)
Decachlorobiphenyl	94	(10 - 199)

NOTE(S):

Results and reporting limits have been adjusted for dry weight.

Tetra Tech NUS, Inc

Client Sample ID: SB-520-0810

GC Semivolatiles

Lot-Sample #...:	A7L010179-037	**Work Order #...:**	KC9R11AH	**Matrix.....:**	SO
Date Sampled...:	11/30/07 11:45	**Date Received..:**	12/01/07		
Prep Date.....:	12/03/07	**Analysis Date..:**	12/11/07		
Prep Batch #...:	7337281				
Dilution Factor:	1	**Initial Wgt/Vol:**	30.5 g	**Final Wgt/Vol..:**	10 mL
% Moisture.....:	17	**Method.....:**	SW846 8082		

PARAMETER	RESULT	REPORTING LIMIT	UNITS	MDL
Aroclor 1016	ND	40	ug/kg	13
Aroclor 1221	ND	40	ug/kg	16
Aroclor 1232	ND	40	ug/kg	14
Aroclor 1242	ND	40	ug/kg	17
Aroclor 1248	ND	40	ug/kg	18
Aroclor 1254	ND	40	ug/kg	11
Aroclor 1260	ND	40	ug/kg	12

SURROGATE	PERCENT RECOVERY	RECOVERY LIMITS
Tetrachloro-m-xylene	79	(10 - 196)
Decachlorobiphenyl	105	(10 - 199)

NOTE(S):

Results and reporting limits have been adjusted for dry weight.

APPENDIX C

SUPPORT DOCUMENTATION

CASE NARRATIVE

7L01179

The following report contains the analytical results for thirty-seven solid samples submitted to TestAmerica North Canton by Tetra Tech NUS Inc. from the Lockheed Martin, Block E Site, project number 112IC00885. The samples were received December 01, 2007, according to documented sample acceptance procedures.

This SDG consists of (1) laboratory ID's: A7L010179.

TestAmerica utilizes USEPA approved methods in all analytical work. The samples presented in this report were analyzed for the parameter(s) listed on the analytical methods summary page in accordance with the method(s) indicated. A summary of QC data for these analyses is included at the back of the report.

TestAmerica North Canton attests to the validity of the laboratory data generated by TestAmerica facilities reported herein. All analyses performed by TestAmerica facilities were done using established laboratory SOPs that incorporate QA/QC procedures described in the applicable methods. TestAmerica's operations groups have reviewed the data for compliance with the laboratory QA/QC plan, and data have been found to be compliant with laboratory protocols unless otherwise noted below.

All solid sample results are reported on an "as received" basis unless otherwise indicated by a dry weight adjustment footnote at the bottom of the analytical report page. The list of parameters which are never reported on a dry weight basis is included on the Sample Summary.

The test results in this report meet all NELAP requirements for parameters for which accreditation is required or available. Any exceptions to NELAP requirements are noted in this report. Pursuant to NELAP, this report may not be reproduced, except in full, without the written approval of the laboratory.

Please refer to the Quality Control Elements Narrative following this case narrative for additional quality control information.

If you have any questions, please call the Project Manager, Patrick J. O'Meara, at 330-497-9396.

This report is sequentially paginated. The final page of the report is labeled as "END OF REPORT."

CASE NARRATIVE (continued)

SUPPLEMENTAL QC INFORMATION

SAMPLE RECEIVING

The temperatures of the coolers upon sample receipt were 1.3 and 1.7°C.

GC/MS VOLATILES

The sample(s) that contained concentrations of target analyte(s) at a reportable level in the associated Method Blank(s) were flagged with "B". All target analytes in the Method Blank must be below the reporting limit (RL) or the associated sample(s) must be ND with the exception of common laboratory contaminants.

The sample(s) that contain results between the MDL and the RL were flagged with "J". There is a possibility of false positive or mis-identification at these quantitation levels. In analytical methods requiring confirmation of the analyte reported, confirmation was performed only down to the standard reporting limit (SRL). The acceptance criteria for QC samples may not be met at these quantitation levels.

GC/MS SEMIVOLATILES

The sample(s) that contain results between the MDL and the RL were flagged with "J". There is a possibility of false positive or mis-identification at these quantitation levels. In analytical methods requiring confirmation of the analyte reported, confirmation was performed only down to the standard reporting limit (SRL). The acceptance criteria for QC samples may not be met at these quantitation levels.

The matrix spike/matrix spike duplicate(s) for SB-510-0406 and SB-515-0406 had RPD's and recoveries outside acceptance limits. However, since the associated method blank(s) and laboratory control sample(s) were in control, no corrective action was necessary.

Batch(es) 7341037 had recoveries and/or RPD's out high in the LCS. Since there were no hits for 1,4-Dichlorobenzene detected in any of the associated samples, no corrective action was necessary.

The client specific or regulatory program requirements stated that corrective action must be performed for surrogate recoveries outside criteria. The matrix spike/matrix spike duplicate also had surrogate recoveries outside criteria for sample(s) SB-510-0406 confirming probable matrix interference.

CASE NARRATIVE (continued)

GC/MS SEMIVOLATILES (continued)

Sample(s) SB-514-0406 had up to one surrogate recovery per fraction outside acceptance limits. However, since the recovery was greater than 10% and all associated QC met criteria, no corrective action was taken.

EXTRACTABLE PETROLEUM HYDROCARBONS-8015

The sample(s) that contained concentrations of target analyte(s) at a reportable level in the associated Method Blank(s) were flagged with "B". All target analytes in the Method Blank must be below the reporting limit (RL) or the associated sample(s) must be ND with the exception of common laboratory contaminants.

The sample(s) that contain results between the MDL and the RL were flagged with "J". There is a possibility of false positive or mis-identification at these quantitation levels. In analytical methods requiring confirmation of the analyte reported, confirmation was performed only down to the standard reporting limit (SRL). The acceptance criteria for QC samples may not be met at these quantitation levels.

The matrix spike/matrix spike duplicate(s) for SB-512-0001 had recoveries outside acceptance limits. However, since the associated method blank(s) and laboratory control sample(s) were in control, no corrective action was necessary.

The generic batch matrix spike/matrix spike duplicate for batch(es) 7337290 and7338350 were reextracted and analyzed, but were sent back to be reextracted.

POLYCHLORINATED BIPHENYLS-8082

The sample(s) that contain results between the MDL and the RL were flagged with "J". There is a possibility of false positive or mis-identification at these quantitation levels. In analytical methods requiring confirmation of the analyte reported, confirmation was performed only down to the standard reporting limit (SRL). The acceptance criteria for QC samples may not be met at these quantitation levels.

The matrix spike/matrix spike duplicate(s) for SB-510-0810 had RPD's outside acceptance limits. However, since the associated method blank(s) and laboratory control sample(s) were in control, no corrective action was necessary.

CASE NARRATIVE (continued)

METALS

The sample(s) that contain results between the MDL and the RL were flagged with "B". There is the possibility of false positive or mis-identification at these quantitation levels. The acceptance criteria for the ICB, CCB, and Method Blank are +/- the standard reporting limit (SRL).

The matrix spike/matrix spike duplicate(s) for SB-510-0001, SB-510-0406, SB-510-0810, DUP-04, SB-511-0001, SB-511-0406, SB-511-0810, SB-512-0001, SB-512-0406, SB-512-0810, SB-513-0001, SB-513-0406, SB-513-0810, SB-509-0001, SB-509-0406, SB-509-0810, SB-514-0001, SB-514-0406, SB-514-0810, SB-515-0001 and SB-510-0001 DUP had RPD's and recoveries outside acceptance limits. However, since the associated method blank(s) and laboratory control sample(s) were in control, no corrective action was necessary.

GENERAL CHEMISTRY

The analytical results met the requirements of the laboratory's QA/QC program.

Tetra Tech NUS, Inc

Client Sample ID: SB-510-0001

GC Semivolatiles

Lot-Sample #...:	A7L010179-001	**Work Order #...:**	KC9PQ1AD	**Matrix.....:**	SO
Date Sampled...:	11/28/07 15:25	**Date Received..:**	12/01/07		
Prep Date.....:	12/03/07	**Analysis Date..:**	12/07/07		
Prep Batch #...:	7337280				
Dilution Factor:	1	**Initial Wgt/Vol:**	30.07 g	**Final Wgt/Vol..:**	10 mL
% Moisture.....:	11	**Method.....:**	SW846 8082		

PARAMETER	RESULT	REPORTING LIMIT	UNITS	MDL
Aroclor 1016	ND	37	ug/kg	12
Aroclor 1221	ND	37	ug/kg	15
Aroclor 1232	ND	37	ug/kg	13
Aroclor 1242	ND	37	ug/kg	16
Aroclor 1248	ND	37	ug/kg	17
Aroclor 1254	ND	37	ug/kg	9.8
Aroclor 1260	**31 J**	**37**	**ug/kg**	**11**

SURROGATE	PERCENT RECOVERY	RECOVERY LIMITS
Tetrachloro-m-xylene	64	(10 - 196)
Decachlorobiphenyl	71	(10 - 199)

NOTE(S):

Results and reporting limits have been adjusted for dry weight.

J Estimated result. Result is less than RL.

TETRA TECH NUS, INC. | **CHAIN OF CUSTODY** | **NUMBER** 26186 | **PAGE** 1 **OF** 3

PROJECT NO: 112IC00885	**FACILITY:** Lockheed Martin, Block E	**PROJECT MANAGER** Tony Apanavage	**PHONE NUMBER** (301) 233-8230	**LABORATORY NAME AND CONTACT:** Test America; Ken Ives
SAMPLERS (SIGNATURE)		**FIELD OPERATIONS LEADER** Jon Foster	**PHONE NUMBER** (904) 545-7048	**ADDRESS**
		CARRIER/WAYBILL NUMBER Courier Pickup		**CITY, STATE**

STANDARD TAT ☒
RUSH TAT ☐
☐ 24 hr. ☐ 48 hr. ☐ 72 hr. ☐ 7 day ☐ 14 day

DATE (YEAR 2007)	TIME	SAMPLE ID	LOCATION ID	TOP DEPTH (FT)	BOTTOM DEPTH (FT)	MATRIX (GW, SO, SW, SD, QC, ETC.)	COLLECTION METHOD GRAB (G) COMP (C)	No. OF CONTAINERS	TYPE OF ANALYSIS: 8260 VOCs	8015 TPH	8270 SVOCs	8082 PCBs	ICP/MS Metals Be, Ni, Co, Fe, Mn			COMMENTS
		CONTAINER TYPE PLASTIC (P) or GLASS (G)							G	G	G	G	G	G		
		PRESERVATIVE USED							NONE	NONE	NONE	NONE	NONE	NONE		
11/28	1525	SB-510-0001		0	1	SO	G	2	X	X	X	X	X	X		Cool to 4° C
	1530	SB-510-0406		4	6											
	1535	SB-510-0810		8	10											
11/28	0000	DUP-04														
11/29	0820	SB-511-0001		0	1											
	0825	SB-511-0406		4	6											
	0830	SB-511-0810		8	10											
	0955	SB-512-0001		0	1											
	1000	SB-512-0406		4	6											
	1005	SB-512-0810		8	10											
	1030	SB-513-0001		0	1											
	1035	SB-513-0406		4	6											
11/29	1040	SB-513-0810		8	10	SO	G	2	X	X	X	X	X	X		↓

	DATE	TIME		DATE	TIME
1. RELINQUISHED BY	11/30/07	1545	1. RECEIVED BY	11-30-07	15:45
2. RELINQUISHED BY	11-30-07	19:15	2. RECEIVED BY	12/1/07	1020
3. RELINQUISHED BY	DATE	TIME	3. RECEIVED BY	DATE	TIME

COMMENTS

DISTRIBUTION: WHITE (ACCOMPANIES SAMPLE) YELLOW (FIELD COPY) PINK (FILE COPY)

4/02R
FORM NO. TtNUS-001

41

TestAmerica North Canton

TETRA TECH NUS, INC. CHAIN OF CUSTODY | NUMBER 26187 | PAGE 2 OF 3

PROJECT NO: 112IC00885	FACILITY: Lockheed Martin, Block E	PROJECT MANAGER: Tony Apanavage	PHONE NUMBER: (301) 233-8230
SAMPLERS (SIGNATURE)		FIELD OPERATIONS LEADER: Jon Foster	PHONE NUMBER: (904) 545-7048
		CARRIER/WAYBILL NUMBER: Courier Pickup	

LABORATORY NAME AND CONTACT: Test America; Ken Ives
ADDRESS:
CITY, STATE:

STANDARD TAT ☒
RUSH TAT ☐
☐ 24 hr. ☐ 48 hr. ☐ 72 hr. ☐ 7 day ☐ 14 day

DATE (YEAR 2007)	TIME	SAMPLE ID	LOCATION ID	TOP DEPTH (FT)	BOTTOM DEPTH (FT)	MATRIX (GW, SO, SW, SD, QC, ETC.)	COLLECTION METHOD GRAP (G) COMP (C)	No. OF CONTAINERS	CONTAINER TYPE PLASTIC (P) or GLASS (G)	PRESERVATIVE USED	TYPE OF ANALYSIS: 8260 VOCs	8015 TPH	8270 SVOCs	8082 PCBs	ICP/MS Metals Be, Ni, Co, Fe, Mn		COMMENTS
11/29	1100	SB-509-0001		0	1	SO	G	2	G	NONE	X	X	X	X	X	X	Cool to 4°C
	1105	SB-509-0406		4	6												
	1110	SB-509-0810		8	10												
	1145	SB-514-0001		0	1												
	1150	SB-514-0406		4	6												
	1155	SB-514-0810		8	10												
	1330	SB-515-0001		0	1												
	1335	SB-515-0406		4	6												
	1340	SB-515-0810		8	10												
	0000	DUP-05															
11/29	0000	DUP-06															
11/30	0820	SB-517-0001		0	1												
11/30	0830	SB-517-0406		4	6	SO	G	2	G	NONE	X	X	X	X	X	X	

	DATE	TIME		DATE	TIME
1. RELINQUISHED BY	11/30/07	1545	1. RECEIVED BY	11-30-07	15:45
2. RELINQUISHED BY	11-30-07	17:15	2. RECEIVED BY	12/1/07	1030
3. RELINQUISHED BY	DATE	TIME	3. RECEIVED BY	DATE	TIME

COMMENTS

DISTRIBUTION: WHITE (ACCOMPANIES SAMPLE) YELLOW (FIELD COPY) PINK (FILE COPY)

4/02R
FORM NO. TtNUS-001

TestAmerica North Canton

42

TETRA TECH NUS, INC. | **CHAIN OF CUSTODY** | **NUMBER** 26188 | **PAGE** 3 **OF** 3

PROJECT NO: 112IC00885	**FACILITY:** Lockheed Martin, Block E	**PROJECT MANAGER** Tony Apanavage	**PHONE NUMBER** (301) 233-8230	**LABORATORY NAME AND CONTACT:** Test America; Ken Ives
SAMPLERS (SIGNATURE) J. J. L		**FIELD OPERATIONS LEADER** Jon Foster	**PHONE NUMBER** (904) 545-7048	**ADDRESS**
		CARRIER/WAYBILL NUMBER Courier Pickup		**CITY, STATE**

STANDARD TAT ☒
RUSH TAT ☐
☐ 24 hr. ☐ 48 hr. ☐ 72 hr. ☐ 7 day ☐ 14 day

DATE (YEAR 2007)	TIME	SAMPLE ID	LOCATION ID	TOP DEPTH (FT)	BOTTOM DEPTH (FT)	MATRIX (GW, SO, SW, SD, QC, ETC.)	COLLECTION METHOD GRAB (G) COMP (C)	No. OF CONTAINERS	TYPE OF ANALYSIS: 8260 VOCs	8015 TPH	8270 SVOCs	8082 PCBs	ICP/MS Metals Be, Ni, Co, Fe, Mn		COMMENTS
		CONTAINER TYPE PLASTIC (P) or GLASS (G)							G	G	G	G	G	G	
		PRESERVATIVE USED							NONE	NONE	NONE	NONE	NONE	NONE	
11/30	0835	SB-517-0810		8	10	SO	G	2	X	X	X	X	X	X	Cool to 4°C
	0925	SB-518-0001		0	1										
	0935	SB-518-0406		4	6										
	0945	SB-518-0810		8	10										
	1020	SB-519-0001		0	1										
	1025	SB-519-0406		4	6										
	1030	SB-519-0810		8	10										
	1105	SB-516-0001		0	1										
	1135	SB-520-0001		0	1										
	1140	SB-520-0406		4	6										
11/30	1145	SB-520-0810		8	10	SO	G	2	X	X	X	X	X	X	

	DATE	TIME		DATE	TIME
1. RELINQUISHED BY	11/30/07	1545	1. RECEIVED BY	11-30-07	15:45
2. RELINQUISHED BY	11-30-07	17:15	2. RECEIVED BY	DATE	TIME
3. RELINQUISHED BY	DATE	TIME	3. RECEIVED BY	DATE	TIME

COMMENTS

DISTRIBUTION: WHITE (ACCOMPANIES SAMPLE) YELLOW (FIELD COPY) PINK (FILE COPY)

4/02R
FORM NO. TtNUS-001

TestAmerica North Canton

HOLDTIME

SDG 7L01179

SORT	UNITS	NSAMPLE	LAB_ID	QC_TYPE	SAMP_DATE	EXTR_DATE	ANAL_DATE	SMP_EXTR	EXTR_ANL	SMP_ANL
HG	MG/KG	SB-518-0406	A7L010179029	NM	11/30/2007	12/4/2007	12/4/2007	4	0	4
HG	MG/KG	SB-515-0001	A7L010179020	NM	11/29/2007	12/4/2007	12/4/2007	5	0	5
HG	MG/KG	SB-515-0406	A7L010179021	NM	11/29/2007	12/4/2007	12/4/2007	5	0	5
HG	MG/KG	SB-515-0810	A7L010179022	NM	11/29/2007	12/4/2007	12/4/2007	5	0	5
HG	MG/KG	SB-516-0001	A7L010179034	NM	11/30/2007	12/4/2007	12/4/2007	4	0	4
HG	MG/KG	SB-517-0001	A7L010179025	NM	11/30/2007	12/4/2007	12/4/2007	4	0	4
HG	MG/KG	SB-517-0406	A7L010179026	NM	11/30/2007	12/4/2007	12/4/2007	4	0	4
HG	MG/KG	SB-514-0810	A7L010179019	NM	11/29/2007	12/4/2007	12/4/2007	5	0	5
HG	MG/KG	SB-518-0001	A7L010179028	NM	11/30/2007	12/4/2007	12/4/2007	4	0	4
HG	MG/KG	SB-520-0001	A7L010179035	NM	11/30/2007	12/4/2007	12/4/2007	4	0	4
HG	MG/KG	SB-518-0810	A7L010179030	NM	11/30/2007	12/4/2007	12/4/2007	4	0	4
HG	MG/KG	SB-519-0001	A7L010179031	NM	11/30/2007	12/4/2007	12/4/2007	4	0	4
HG	MG/KG	SB-519-0406	A7L010179032	NM	11/30/2007	12/4/2007	12/4/2007	4	0	4
HG	MG/KG	SB-519-0810	A7L010179033	NM	11/30/2007	12/4/2007	12/4/2007	4	0	4
HG	MG/KG	SB-520-0406	A7L010179036	NM	11/30/2007	12/4/2007	12/4/2007	4	0	4

SORT	UNITS	NSAMPLE	LAB_ID	QC_TYPE	SAMP_DATE	EXTR_DATE	ANAL_DATE	SMP_EXTR	EXTR_ANL	SMP_ANL
HG	MG/KG	SB-509-0001	A7L010179014	NM	11/29/2007	12/4/2007	12/4/2007	5	0	5
HG	MG/KG	SB-517-0810	A7L010179027	NM	11/30/2007	12/4/2007	12/4/2007	4	0	4
HG	MG/KG	SB-509-0810	A7L010179016	NM	11/29/2007	12/4/2007	12/4/2007	5	0	5
HG	MG/KG	SB-520-0810	A7L010179037	NM	11/30/2007	12/4/2007	12/4/2007	4	0	4
HG	MG/KG	SB-514-0406	A7L010179018	NM	11/29/2007	12/4/2007	12/4/2007	5	0	5
HG	MG/KG	SB-509-0406	A7L010179015	NM	11/29/2007	12/4/2007	12/4/2007	5	0	5
HG	MG/KG	SB-510-0001	A7L010179001	NM	11/28/2007	12/4/2007	12/4/2007	6	0	6
HG	MG/KG	SB-510-0406	A7L010179002	NM	11/28/2007	12/4/2007	12/4/2007	6	0	6
HG	MG/KG	SB-510-0810	A7L010179003	NM	11/28/2007	12/4/2007	12/4/2007	6	0	6
HG	MG/KG	SB-511-0001	A7L010179005	NM	11/29/2007	12/4/2007	12/4/2007	5	0	5
HG	MG/KG	SB-511-0406	A7L010179006	NM	11/29/2007	12/4/2007	12/4/2007	5	0	5
HG	MG/KG	SB-512-0001	A7L010179008	NM	11/29/2007	12/4/2007	12/4/2007	5	0	5
HG	MG/KG	SB-512-0406	A7L010179009	NM	11/29/2007	12/4/2007	12/4/2007	5	0	5
HG	MG/KG	SB-512-0810	A7L010179010	NM	11/29/2007	12/4/2007	12/4/2007	5	0	5
HG	MG/KG	SB-513-0001	A7L010179011	NM	11/29/2007	12/4/2007	12/4/2007	5	0	5
HG	MG/KG	SB-513-0406	A7L010179012	NM	11/29/2007	12/4/2007	12/4/2007	5	0	5
HG	MG/KG	SB-511-0810	A7L010179007	NM	11/29/2007	12/4/2007	12/4/2007	5	0	5
HG	MG/KG	SB-513-0810	A7L010179013	NM	11/29/2007	12/4/2007	12/4/2007	5	0	5

SORT	UNITS	NSAMPLE	LAB_ID	QC_TYPE	SAMP_DATE	EXTR_DATE	ANAL_DATE	SMP_EXTR	EXTR_ANL	SMP_ANL
HG	MG/KG	SB-514-0001	A7L010179017	NM	11/29/2007	12/4/2007	12/4/2007	5	0	5
M	MG/KG	SB-515-0001	A7L010179020	NM	11/29/2007	12/4/2007	12/5/2007	5	1	6
M	MG/KG	SB-513-0810	A7L010179013	NM	11/29/2007	12/4/2007	12/5/2007	5	1	6
M	MG/KG	SB-513-0810	A7L010179013	NM	11/29/2007	12/4/2007	12/11/2007	5	7	12
M	MG/KG	SB-514-0001	A7L010179017	NM	11/29/2007	12/4/2007	12/5/2007	5	1	6
M	MG/KG	SB-514-0001	A7L010179017	NM	11/29/2007	12/4/2007	12/11/2007	5	7	12
M	MG/KG	SB-514-0406	A7L010179018	NM	11/29/2007	12/4/2007	12/5/2007	5	1	6
M	MG/KG	SB-514-0406	A7L010179018	NM	11/29/2007	12/4/2007	12/12/2007	5	8	13
M	MG/KG	SB-514-0810	A7L010179019	NM	11/29/2007	12/4/2007	12/5/2007	5	1	6
M	MG/KG	SB-515-0001	A7L010179020	NM	11/29/2007	12/4/2007	12/12/2007	5	8	13
M	MG/KG	SB-514-0810	A7L010179019	NM	11/29/2007	12/4/2007	12/12/2007	5	8	13
M	MG/KG	SB-515-0001	A7L010179020	NM	11/29/2007	12/4/2007	12/11/2007	5	7	12
M	MG/KG	SB-513-0406	A7L010179012	NM	11/29/2007	12/4/2007	12/11/2007	5	7	12
M	MG/KG	SB-512-0406	A7L010179009	NM	11/29/2007	12/4/2007	12/11/2007	5	7	12
M	MG/KG	SB-515-0001DL	A7L010179020	NM	11/29/2007	12/4/2007	12/12/2007	5	8	13
M	MG/KG	SB-514-0810	A7L010179019	NM	11/29/2007	12/4/2007	12/11/2007	5	7	12
M	MG/KG	SB-513-0406	A7L010179012	NM	11/29/2007	12/4/2007	12/5/2007	5	1	6
M	MG/KG	SB-513-0001	A7L010179011	NM	11/29/2007	12/4/2007	12/11/2007	5	7	12

SORT	UNITS	NSAMPLE	LAB_ID	QC_TYPE	SAMP_DATE	EXTR_DATE	ANAL_DATE	SMP_EXTR	EXTR_ANL	SMP_ANL
M	MG/KG	SB-513-0001	A7L010179011	NM	11/29/2007	12/4/2007	12/5/2007	5	1	6
M	MG/KG	SB-512-0810	A7L010179010	NM	11/29/2007	12/4/2007	12/12/2007	5	8	13
M	MG/KG	SB-512-0810	A7L010179010	NM	11/29/2007	12/4/2007	12/11/2007	5	7	12
M	MG/KG	SB-512-0810	A7L010179010	NM	11/29/2007	12/4/2007	12/5/2007	5	1	6
M	MG/KG	SB-512-0406DL	A7L010179009	NM	11/29/2007	12/4/2007	12/12/2007	5	8	13
M	MG/KG	SB-512-0406	A7L010179009	NM	11/29/2007	12/4/2007	12/12/2007	5	8	13
M	MG/KG	SB-512-0001	A7L010179008	NM	11/29/2007	12/4/2007	12/11/2007	5	7	12
M	MG/KG	SB-512-0001	A7L010179008	NM	11/29/2007	12/4/2007	12/5/2007	5	1	6
M	MG/KG	SB-511-0810	A7L010179007	NM	11/29/2007	12/4/2007	12/12/2007	5	8	13
M	MG/KG	SB-511-0810	A7L010179007	NM	11/29/2007	12/4/2007	12/11/2007	5	7	12
M	MG/KG	SB-515-0406	A7L010179021	NM	11/29/2007	12/4/2007	12/5/2007	5	1	6
M	MG/KG	SB-519-0001	A7L010179031	NM	11/30/2007	12/4/2007	12/5/2007	4	1	5
M	MG/KG	SB-512-0406DL	A7L010179009	NM	11/29/2007	12/4/2007	12/5/2007	5	1	6
M	MG/KG	SB-518-0406	A7L010179029	NM	11/30/2007	12/4/2007	12/7/2007	4	3	7
M	MG/KG	SB-520-0810	A7L010179037	NM	11/30/2007	12/4/2007	12/7/2007	4	3	7
M	MG/KG	SB-520-0810	A7L010179037	NM	11/30/2007	12/4/2007	12/5/2007	4	1	5
M	MG/KG	SB-520-0406	A7L010179036	NM	11/30/2007	12/4/2007	12/7/2007	4	3	7
M	MG/KG	SB-520-0406	A7L010179036	NM	11/30/2007	12/4/2007	12/5/2007	4	1	5

SORT	UNITS	NSAMPLE	LAB_ID	QC_TYPE	SAMP_DATE	EXTR_DATE	ANAL_DATE	SMP_EXTR	EXTR_ANL	SMP_ANL
M	MG/KG	SB-520-0001	A7L010179035	NM	11/30/2007	12/4/2007	12/7/2007	4	3	7
M	MG/KG	SB-520-0001	A7L010179035	NM	11/30/2007	12/4/2007	12/5/2007	4	1	5
M	MG/KG	SB-519-0810	A7L010179033	NM	11/30/2007	12/4/2007	12/7/2007	4	3	7
M	MG/KG	SB-519-0810	A7L010179033	NM	11/30/2007	12/4/2007	12/5/2007	4	1	5
M	MG/KG	SB-519-0406	A7L010179032	NM	11/30/2007	12/4/2007	12/7/2007	4	3	7
M	MG/KG	SB-519-0406	A7L010179032	NM	11/30/2007	12/4/2007	12/5/2007	4	1	5
M	MG/KG	SB-519-0001	A7L010179031	NM	11/30/2007	12/4/2007	12/7/2007	4	3	7
M	MG/KG	SB-514-0001	A7L010179017	NM	11/29/2007	12/4/2007	12/12/2007	5	8	13
M	MG/KG	SB-518-0810	A7L010179030	NM	11/30/2007	12/4/2007	12/5/2007	4	1	5
M	MG/KG	SB-511-0810	A7L010179007	NM	11/29/2007	12/4/2007	12/5/2007	5	1	6
M	MG/KG	SB-515-0406	A7L010179021	NM	11/29/2007	12/4/2007	12/7/2007	5	3	8
M	MG/KG	SB-518-0406	A7L010179029	NM	11/30/2007	12/4/2007	12/5/2007	4	1	5
M	MG/KG	SB-518-0001	A7L010179028	NM	11/30/2007	12/4/2007	12/7/2007	4	3	7
M	MG/KG	SB-518-0001	A7L010179028	NM	11/30/2007	12/4/2007	12/5/2007	4	1	5
M	MG/KG	SB-517-0810	A7L010179027	NM	11/30/2007	12/4/2007	12/7/2007	4	3	7
M	MG/KG	SB-517-0810	A7L010179027	NM	11/30/2007	12/4/2007	12/5/2007	4	1	5
M	MG/KG	SB-517-0406	A7L010179026	NM	11/30/2007	12/4/2007	12/7/2007	4	3	7
M	MG/KG	SB-517-0406	A7L010179026	NM	11/30/2007	12/4/2007	12/5/2007	4	1	5

SORT	UNITS	NSAMPLE	LAB_ID	QC_TYPE	SAMP_DATE	EXTR_DATE	ANAL_DATE	SMP_EXTR	EXTR_ANL	SMP_ANL
M	MG/KG	SB-517-0001	A7L010179025	NM	11/30/2007	12/4/2007	12/7/2007	4	3	7
M	MG/KG	SB-517-0001	A7L010179025	NM	11/30/2007	12/4/2007	12/5/2007	4	1	5
M	MG/KG	SB-516-0001	A7L010179034	NM	11/30/2007	12/4/2007	12/7/2007	4	3	7
M	MG/KG	SB-516-0001	A7L010179034	NM	11/30/2007	12/4/2007	12/5/2007	4	1	5
M	MG/KG	SB-515-0810	A7L010179022	NM	11/29/2007	12/4/2007	12/7/2007	5	3	8
M	MG/KG	SB-515-0810	A7L010179022	NM	11/29/2007	12/4/2007	12/5/2007	5	1	6
M	MG/KG	SB-518-0810	A7L010179030	NM	11/30/2007	12/4/2007	12/7/2007	4	3	7
M	MG/KG	SB-509-0406DL	A7L010179015	NM	11/29/2007	12/4/2007	12/5/2007	5	1	6
M	MG/KG	SB-511-0406DL	A7L010179006	NM	11/29/2007	12/4/2007	12/12/2007	5	8	13
M	MG/KG	SB-509-0001	A7L010179014	NM	11/29/2007	12/4/2007	12/5/2007	5	1	6
M	MG/KG	SB-509-0001	A7L010179014	NM	11/29/2007	12/4/2007	12/11/2007	5	7	12
M	MG/KG	SB-509-0001	A7L010179014	NM	11/29/2007	12/4/2007	12/12/2007	5	8	13
M	MG/KG	SB-509-0406	A7L010179015	NM	11/29/2007	12/4/2007	12/11/2007	5	7	12
M	MG/KG	SB-509-0406	A7L010179015	NM	11/29/2007	12/4/2007	12/12/2007	5	8	13
M	MG/KG	SB-514-0406	A7L010179018	NM	11/29/2007	12/4/2007	12/11/2007	5	7	12
M	MG/KG	SB-509-0810	A7L010179016	NM	11/29/2007	12/4/2007	12/11/2007	5	7	12
M	MG/KG	SB-509-0810	A7L010179016	NM	11/29/2007	12/4/2007	12/12/2007	5	8	13
M	MG/KG	SB-509-0810DL	A7L010179016	NM	11/29/2007	12/4/2007	12/5/2007	5	1	6

SORT	UNITS	NSAMPLE	LAB_ID	QC_TYPE	SAMP_DATE	EXTR_DATE	ANAL_DATE	SMP_EXTR	EXTR_ANL	SMP_ANL
M	MG/KG	SB-510-0001	A7L010179001	NM	11/28/2007	12/4/2007	12/5/2007	6	1	7
M	MG/KG	SB-510-0001	A7L010179001	NM	11/28/2007	12/4/2007	12/11/2007	6	7	13
M	MG/KG	SB-510-0001	A7L010179001	NM	11/28/2007	12/4/2007	12/12/2007	6	8	14
M	MG/KG	SB-511-0001DL	A7L010179005	NM	11/29/2007	12/4/2007	12/5/2007	5	1	6
M	MG/KG	SB-510-0406	A7L010179002	NM	11/28/2007	12/4/2007	12/11/2007	6	7	13
M	MG/KG	SB-511-0406	A7L010179006	NM	11/29/2007	12/4/2007	12/12/2007	5	8	13
M	MG/KG	SB-511-0406	A7L010179006	NM	11/29/2007	12/4/2007	12/11/2007	5	7	12
M	MG/KG	SB-511-0001DL	A7L010179005	NM	11/29/2007	12/4/2007	12/12/2007	5	8	13
M	MG/KG	SB-511-0406DL	A7L010179006	NM	11/29/2007	12/4/2007	12/5/2007	5	1	6
M	MG/KG	SB-511-0001	A7L010179005	NM	11/29/2007	12/4/2007	12/12/2007	5	8	13
M	MG/KG	SB-511-0001	A7L010179005	NM	11/29/2007	12/4/2007	12/11/2007	5	7	12
M	MG/KG	SB-510-0810	A7L010179003	NM	11/28/2007	12/4/2007	12/12/2007	6	8	14
M	MG/KG	SB-510-0810	A7L010179003	NM	11/28/2007	12/4/2007	12/11/2007	6	7	13
M	MG/KG	SB-510-0810	A7L010179003	NM	11/28/2007	12/4/2007	12/5/2007	6	1	7
M	MG/KG	SB-510-0406DL	A7L010179002	NM	11/28/2007	12/4/2007	12/5/2007	6	1	7
M	MG/KG	SB-510-0406	A7L010179002	NM	11/28/2007	12/4/2007	12/12/2007	6	8	14
PCS	%	SB-514-0810	A7L010179019	NM	11/29/2007	12/4/2007	12/5/2007	5	1	6
PCS	%	SB-518-0406	A7L010179029	NM	11/30/2007	12/4/2007	12/5/2007	4	1	5

SORT	UNITS	NSAMPLE	LAB_ID	QC_TYPE	SAMP_DATE	EXTR_DATE	ANAL_DATE	SMP_EXTR	EXTR_ANL	SMP_ANL
PCS	%	SB-516-0001	A7L010179034	NM	11/30/2007	12/4/2007	12/5/2007	4	1	5
PCS	%	SB-517-0001	A7L010179025	NM	11/30/2007	12/4/2007	12/5/2007	4	1	5
PCS	%	SB-517-0406	A7L010179026	NM	11/30/2007	12/4/2007	12/5/2007	4	1	5
PCS	%	SB-517-0810	A7L010179027	NM	11/30/2007	12/4/2007	12/5/2007	4	1	5
PCS	%	SB-518-0001	A7L010179028	NM	11/30/2007	12/4/2007	12/5/2007	4	1	5
PCS	%	SB-515-0406	A7L010179021	NM	11/29/2007	12/4/2007	12/5/2007	5	1	6
PCS	%	SB-518-0810	A7L010179030	NM	11/30/2007	12/4/2007	12/5/2007	4	1	5
PCS	%	SB-519-0001	A7L010179031	NM	11/30/2007	12/4/2007	12/5/2007	4	1	5
PCS	%	SB-519-0406	A7L010179032	NM	11/30/2007	12/4/2007	12/5/2007	4	1	5
PCS	%	SB-519-0810	A7L010179033	NM	11/30/2007	12/4/2007	12/5/2007	4	1	5
PCS	%	SB-520-0810	A7L010179037	NM	11/30/2007	12/4/2007	12/5/2007	4	1	5
PCS	%	SB-520-0406	A7L010179036	NM	11/30/2007	12/4/2007	12/5/2007	4	1	5
PCS	%	SB-514-0406	A7L010179018	NM	11/29/2007	12/4/2007	12/5/2007	5	1	6
PCS	%	SB-515-0001	A7L010179020	NM	11/29/2007	12/4/2007	12/5/2007	5	1	6
PCS	%	SB-520-0001	A7L010179035	NM	11/30/2007	12/4/2007	12/5/2007	4	1	5
PCS	%	SB-511-0001	A7L010179005	NM	11/29/2007	12/4/2007	12/5/2007	5	1	6
PCS	%	SB-514-0001	A7L010179017	NM	11/29/2007	12/4/2007	12/5/2007	5	1	6
PCS	%	SB-515-0810	A7L010179022	NM	11/29/2007	12/4/2007	12/5/2007	5	1	6

SORT	UNITS	NSAMPLE	LAB_ID	QC_TYPE	SAMP_DATE	EXTR_DATE	ANAL_DATE	SMP_EXTR	EXTR_ANL	SMP_ANL
PCS	%	SB-509-0810	A7L010179016	NM	11/29/2007	12/4/2007	12/5/2007	5	1	6
PCS	%	SB-510-0001	A7L010179001	NM	11/28/2007	12/4/2007	12/5/2007	6	1	7
PCS	%	SB-509-0001	A7L010179014	NM	11/29/2007	12/4/2007	12/5/2007	5	1	6
PCS	%	SB-510-0810	A7L010179003	NM	11/28/2007	12/4/2007	12/5/2007	6	1	7
PCS	%	SB-509-0406	A7L010179015	NM	11/29/2007	12/4/2007	12/5/2007	5	1	6
PCS	%	SB-511-0406	A7L010179006	NM	11/29/2007	12/4/2007	12/5/2007	5	1	6
PCS	%	SB-511-0810	A7L010179007	NM	11/29/2007	12/4/2007	12/5/2007	5	1	6
PCS	%	SB-512-0001	A7L010179008	NM	11/29/2007	12/4/2007	12/5/2007	5	1	6
PCS	%	SB-512-0406	A7L010179009	NM	11/29/2007	12/4/2007	12/5/2007	5	1	6
PCS	%	SB-512-0810	A7L010179010	NM	11/29/2007	12/4/2007	12/5/2007	5	1	6
PCS	%	SB-513-0001	A7L010179011	NM	11/29/2007	12/4/2007	12/5/2007	5	1	6
PCS	%	SB-513-0406	A7L010179012	NM	11/29/2007	12/4/2007	12/5/2007	5	1	6
PCS	%	SB-513-0810	A7L010179013	NM	11/29/2007	12/4/2007	12/5/2007	5	1	6
PCS	%	SB-510-0406	A7L010179002	NM	11/28/2007	12/4/2007	12/5/2007	6	1	7
OS	%	SB-517-0810RE	A7L010179027	NM	11/30/2007	12/10/2007	12/11/2007	10	1	11
OS	%	SB-517-0810	A7L010179027	NM	11/30/2007	12/4/2007	12/7/2007	4	3	7
OS	%	SB-517-0406	A7L010179026	NM	11/30/2007	12/4/2007	12/7/2007	4	3	7
OS	%	SB-517-0406	A7L010179026	NM	11/30/2007	12/4/2007	12/6/2007	4	2	6

SORT	UNITS	NSAMPLE	LAB_ID	QC_TYPE	SAMP_DATE	EXTR_DATE	ANAL_DATE	SMP_EXTR	EXTR_ANL	SMP_ANL
OS	%	SB-517-0001	A7L010179025	NM	11/30/2007	12/4/2007	12/7/2007	4	3	7
OS	%	SB-518-0001	A7L010179028	NM	11/30/2007	12/4/2007	12/6/2007	4	2	6
OS	%	SB-517-0001	A7L010179025	NM	11/30/2007	12/4/2007	12/6/2007	4	2	6
OS	%	SB-516-0001RE	A7L010179034	NM	11/30/2007	12/10/2007	12/11/2007	10	1	11
OS	%	SB-516-0001	A7L010179034	NM	11/30/2007	12/4/2007	12/10/2007	4	6	10
OS	%	SB-515-0810RE	A7L010179022	NM	11/29/2007	12/10/2007	12/11/2007	11	1	12
OS	%	SB-515-0810	A7L010179022	NM	11/29/2007	12/4/2007	12/7/2007	5	3	8
OS	%	SB-518-0001	A7L010179028	NM	11/30/2007	12/4/2007	12/10/2007	4	6	10
OS	%	SB-515-0406	A7L010179021	NM	11/29/2007	12/4/2007	12/7/2007	5	3	8
OS	%	SB-520-0810	A7L010179037	NM	11/30/2007	12/4/2007	12/6/2007	4	2	6
OS	%	SB-515-0001RE	A7L010179020	NM	11/29/2007	12/7/2007	12/12/2007	8	5	13
OS	%	SB-515-0001	A7L010179020	NM	11/29/2007	12/3/2007	12/5/2007	4	2	6
OS	%	SB-515-0406RE	A7L010179021	NM	11/29/2007	12/10/2007	12/11/2007	11	1	12
OS	%	SB-520-0810	A7L010179037	NM	11/30/2007	12/4/2007	12/10/2007	4	6	10
OS	%	SB-510-0001	A7L010179001	NM	11/28/2007	12/3/2007	12/6/2007	5	3	8
OS	%	SB-514-0810RE	A7L010179019	NM	11/29/2007	12/6/2007	12/11/2007	7	5	12
OS	%	SB-520-0406	A7L010179036	NM	11/30/2007	12/4/2007	12/10/2007	4	6	10
OS	%	SB-520-0406	A7L010179036	NM	11/30/2007	12/4/2007	12/6/2007	4	2	6

SORT	UNITS	NSAMPLE	LAB_ID	QC_TYPE	SAMP_DATE	EXTR_DATE	ANAL_DATE	SMP_EXTR	EXTR_ANL	SMP_ANL
OS	%	SB-520-0001RE	A7L010179035	NM	11/30/2007	12/10/2007	12/11/2007	10	1	11
OS	%	SB-520-0001	A7L010179035	NM	11/30/2007	12/4/2007	12/10/2007	4	6	10
OS	%	SB-519-0406RE	A7L010179032	NM	11/30/2007	12/10/2007	12/11/2007	10	1	11
OS	%	SB-519-0810	A7L010179033	NM	11/30/2007	12/4/2007	12/6/2007	4	2	6
OS	%	SB-518-0406	A7L010179029	NM	11/30/2007	12/4/2007	12/6/2007	4	2	6
OS	%	SB-519-0406	A7L010179032	NM	11/30/2007	12/4/2007	12/7/2007	4	3	7
OS	%	SB-519-0001RE	A7L010179031	NM	11/30/2007	12/10/2007	12/11/2007	10	1	11
OS	%	SB-519-0001	A7L010179031	NM	11/30/2007	12/4/2007	12/7/2007	4	3	7
OS	%	SB-518-0810	A7L010179030	NM	11/30/2007	12/4/2007	12/7/2007	4	3	7
OS	%	SB-518-0810	A7L010179030	NM	11/30/2007	12/4/2007	12/6/2007	4	2	6
OS	%	SB-518-0406	A7L010179029	NM	11/30/2007	12/4/2007	12/7/2007	4	3	7
OS	%	SB-519-0810	A7L010179033	NM	11/30/2007	12/4/2007	12/10/2007	4	6	10
OS	%	SB-510-0001RE	A7L010179001	NM	11/28/2007	12/6/2007	12/11/2007	8	5	13
OS	%	SB-511-0406RE	A7L010179006	NM	11/29/2007	12/7/2007	12/12/2007	8	5	13
OS	%	SB-514-0810	A7L010179019	NM	11/29/2007	12/3/2007	12/5/2007	4	2	6
OS	%	SB-511-0001RE	A7L010179005	NM	11/29/2007	12/7/2007	12/12/2007	8	5	13
OS	%	SB-510-0406	A7L010179002	NM	11/28/2007	12/3/2007	12/5/2007	5	2	7
OS	%	SB-510-0810RE	A7L010179003	NM	11/28/2007	12/6/2007	12/11/2007	8	5	13

SORT	UNITS	NSAMPLE	LAB_ID	QC_TYPE	SAMP_DATE	EXTR_DATE	ANAL_DATE	SMP_EXTR	EXTR_ANL	SMP_ANL
OS	%	SB-511-0810RE	A7L010179007	NM	11/29/2007	12/6/2007	12/11/2007	7	5	12
OS	%	SB-510-0406RE	A7L010179002	NM	11/28/2007	12/6/2007	12/11/2007	8	5	13
OS	%	SB-511-0406	A7L010179006	NM	11/29/2007	12/3/2007	12/4/2007	4	1	5
OS	%	SB-509-0810RE	A7L010179016	NM	11/29/2007	12/6/2007	12/11/2007	7	5	12
OS	%	SB-509-0810	A7L010179016	NM	11/29/2007	12/3/2007	12/5/2007	4	2	6
OS	%	SB-509-0406RE	A7L010179015	NM	11/29/2007	12/7/2007	12/12/2007	8	5	13
OS	%	SB-509-0406RE	A7L010179015	NM	11/29/2007	12/6/2007	12/11/2007	7	5	12
OS	%	SB-509-0001RE	A7L010179014	NM	11/29/2007	12/7/2007	12/12/2007	8	5	13
OS	%	SB-509-0001RE	A7L010179014	NM	11/29/2007	12/6/2007	12/11/2007	7	5	12
OS	%	SB-510-0810	A7L010179003	NM	11/28/2007	12/3/2007	12/5/2007	5	2	7
OS	%	SB-513-0810	A7L010179013	NM	11/29/2007	12/3/2007	12/4/2007	4	1	5
OS	%	SB-514-0406RE	A7L010179018	NM	11/29/2007	12/6/2007	12/11/2007	7	5	12
OS	%	SB-514-0406	A7L010179018	NM	11/29/2007	12/3/2007	12/5/2007	4	2	6
OS	%	SB-511-0001RE	A7L010179005	NM	11/29/2007	12/6/2007	12/11/2007	7	5	12
OS	%	SB-513-0810	A7L010179013	NM	11/29/2007	12/3/2007	12/5/2007	4	2	6
OS	%	SB-511-0810RE	A7L010179007	NM	11/29/2007	12/7/2007	12/11/2007	8	4	12
OS	%	SB-513-0406RE	A7L010179012	NM	11/29/2007	12/6/2007	12/11/2007	7	5	12
OS	%	SB-513-0406	A7L010179012	NM	11/29/2007	12/3/2007	12/5/2007	4	2	6

SORT	UNITS	NSAMPLE	LAB_ID	QC_TYPE	SAMP_DATE	EXTR_DATE	ANAL_DATE	SMP_EXTR	EXTR_ANL	SMP_ANL
OS	%	SB-512-0001	A7L010179008	NM	11/29/2007	12/3/2007	12/5/2007	4	2	6
OS	%	SB-513-0001	A7L010179011	NM	11/29/2007	12/3/2007	12/5/2007	4	2	6
OS	%	SB-512-0810RE	A7L010179010	NM	11/29/2007	12/6/2007	12/11/2007	7	5	12
OS	%	SB-512-0810	A7L010179010	NM	11/29/2007	12/3/2007	12/5/2007	4	2	6
OS	%	SB-512-0406RE	A7L010179009	NM	11/29/2007	12/7/2007	12/11/2007	8	4	12
OS	%	SB-512-0406RE	A7L010179009	NM	11/29/2007	12/6/2007	12/11/2007	7	5	12
OS	%	SB-512-0001RE	A7L010179008	NM	11/29/2007	12/6/2007	12/11/2007	7	5	12
OS	%	SB-513-0001	A7L010179011	NM	11/29/2007	12/3/2007	12/7/2007	4	4	8
OS	%	SB-514-0001	A7L010179017	NM	11/29/2007	12/3/2007	12/5/2007	4	2	6
OS	UG/KG	SB-510-0810	A7L010179003	NM	11/28/2007	12/3/2007	12/5/2007	5	2	7
OS	UG/KG	SB-510-0406	A7L010179002	NM	11/28/2007	12/3/2007	12/5/2007	5	2	7
OS	UG/KG	SB-510-0001	A7L010179001	NM	11/28/2007	12/3/2007	12/6/2007	5	3	8
OS	UG/KG	SB-509-0810	A7L010179016	NM	11/29/2007	12/3/2007	12/5/2007	4	2	6
OS	UG/KG	SB-509-0406RE	A7L010179015	NM	11/29/2007	12/7/2007	12/12/2007	8	5	13
OS	UG/KG	SB-509-0001RE	A7L010179014	NM	11/29/2007	12/7/2007	12/12/2007	8	5	13
OS	UG/KG	SB-511-0001RE	A7L010179005	NM	11/29/2007	12/7/2007	12/12/2007	8	5	13
OS	UG/KG	SB-518-0001	A7L010179028	NM	11/30/2007	12/4/2007	12/10/2007	4	6	10
OS	UG/KG	SB-519-0001	A7L010179031	NM	11/30/2007	12/4/2007	12/7/2007	4	3	7

SORT	UNITS	NSAMPLE	LAB_ID	QC_TYPE	SAMP_DATE	EXTR_DATE	ANAL_DATE	SMP_EXTR	EXTR_ANL	SMP_ANL
OS	UG/KG	SB-511-0406RE	A7L010179006	NM	11/29/2007	12/7/2007	12/12/2007	8	5	13
OS	UG/KG	SB-520-0810	A7L010179037	NM	11/30/2007	12/4/2007	12/10/2007	4	6	10
OS	UG/KG	SB-520-0406	A7L010179036	NM	11/30/2007	12/4/2007	12/10/2007	4	6	10
OS	UG/KG	SB-520-0001	A7L010179035	NM	11/30/2007	12/4/2007	12/10/2007	4	6	10
OS	UG/KG	SB-519-0406	A7L010179032	NM	11/30/2007	12/4/2007	12/7/2007	4	3	7
OS	UG/KG	SB-518-0810	A7L010179030	NM	11/30/2007	12/4/2007	12/7/2007	4	3	7
OS	UG/KG	SB-518-0406	A7L010179029	NM	11/30/2007	12/4/2007	12/7/2007	4	3	7
OS	UG/KG	SB-517-0406	A7L010179026	NM	11/30/2007	12/4/2007	12/7/2007	4	3	7
OS	UG/KG	SB-517-0810	A7L010179027	NM	11/30/2007	12/4/2007	12/7/2007	4	3	7
OS	UG/KG	SB-517-0001	A7L010179025	NM	11/30/2007	12/4/2007	12/7/2007	4	3	7
OS	UG/KG	SB-516-0001	A7L010179034	NM	11/30/2007	12/4/2007	12/10/2007	4	6	10
OS	UG/KG	SB-515-0810	A7L010179022	NM	11/29/2007	12/4/2007	12/7/2007	5	3	8
OS	UG/KG	SB-512-0810	A7L010179010	NM	11/29/2007	12/3/2007	12/5/2007	4	2	6
OS	UG/KG	SB-519-0810	A7L010179033	NM	11/30/2007	12/4/2007	12/10/2007	4	6	10
OS	UG/KG	SB-515-0406	A7L010179021	NM	11/29/2007	12/4/2007	12/7/2007	5	3	8
OS	UG/KG	SB-512-0001	A7L010179008	NM	11/29/2007	12/3/2007	12/5/2007	4	2	6
OS	UG/KG	SB-512-0406RE	A7L010179009	NM	11/29/2007	12/7/2007	12/11/2007	8	4	12
OS	UG/KG	SB-511-0810RE	A7L010179007	NM	11/29/2007	12/7/2007	12/11/2007	8	4	12

SORT	UNITS	NSAMPLE	LAB_ID	QC_TYPE	SAMP_DATE	EXTR_DATE	ANAL_DATE	SMP_EXTR	EXTR_ANL	SMP_ANL
OS	UG/KG	SB-513-0001	A7L010179011	NM	11/29/2007	12/3/2007	12/5/2007	4	2	6
OS	UG/KG	SB-513-0406	A7L010179012	NM	11/29/2007	12/3/2007	12/5/2007	4	2	6
OS	UG/KG	SB-513-0810	A7L010179013	NM	11/29/2007	12/3/2007	12/5/2007	4	2	6
OS	UG/KG	SB-514-0001	A7L010179017	NM	11/29/2007	12/3/2007	12/5/2007	4	2	6
OS	UG/KG	SB-514-0406	A7L010179018	NM	11/29/2007	12/3/2007	12/5/2007	4	2	6
OS	UG/KG	SB-514-0810	A7L010179019	NM	11/29/2007	12/3/2007	12/5/2007	4	2	6
OS	UG/KG	SB-515-0001RE	A7L010179020	NM	11/29/2007	12/7/2007	12/12/2007	8	5	13
OV	%	SB-515-0001	A7L010179020	NM	11/29/2007	12/8/2007	12/8/2007	9	0	9
OV	%	SB-517-0810	A7L010179027	NM	11/30/2007	12/13/2007	12/13/2007	13	0	13
OV	%	SB-515-0810	A7L010179022	NM	11/29/2007	12/12/2007	12/12/2007	13	0	13
OV	%	SB-516-0001	A7L010179034	NM	11/30/2007	12/13/2007	12/13/2007	13	0	13
OV	%	SB-517-0001	A7L010179025	NM	11/30/2007	12/13/2007	12/13/2007	13	0	13
OV	%	SB-517-0406	A7L010179026	NM	11/30/2007	12/13/2007	12/13/2007	13	0	13
OV	%	SB-515-0406	A7L010179021	NM	11/29/2007	12/8/2007	12/8/2007	9	0	9
OV	%	SB-518-0001	A7L010179028	NM	11/30/2007	12/13/2007	12/13/2007	13	0	13
OV	%	SB-518-0406	A7L010179029	NM	11/30/2007	12/13/2007	12/13/2007	13	0	13
OV	%	SB-518-0810	A7L010179030	NM	11/30/2007	12/13/2007	12/13/2007	13	0	13
OV	%	SB-519-0406	A7L010179032	NM	11/30/2007	12/13/2007	12/13/2007	13	0	13

SORT	UNITS	NSAMPLE	LAB_ID	QC_TYPE	SAMP_DATE	EXTR_DATE	ANAL_DATE	SMP_EXTR	EXTR_ANL	SMP_ANL
OV	%	SB-520-0001	A7L010179035	NM	11/30/2007	12/13/2007	12/13/2007	13	0	13
OV	%	SB-520-0810	A7L010179037	NM	11/30/2007	12/13/2007	12/13/2007	13	0	13
OV	%	SB-514-0810	A7L010179019	NM	11/29/2007	12/8/2007	12/8/2007	9	0	9
OV	%	SB-519-0001	A7L010179031	NM	11/30/2007	12/13/2007	12/13/2007	13	0	13
OV	%	SB-520-0406	A7L010179036	NM	11/30/2007	12/13/2007	12/13/2007	13	0	13
OV	%	SB-509-0810	A7L010179016	NM	11/29/2007	12/8/2007	12/8/2007	9	0	9
OV	%	SB-514-0406	A7L010179018	NM	11/29/2007	12/8/2007	12/8/2007	9	0	9
OV	%	SB-519-0810	A7L010179033	NM	11/30/2007	12/13/2007	12/13/2007	13	0	13
OV	%	SB-509-0406	A7L010179015	NM	11/29/2007	12/8/2007	12/8/2007	9	0	9
OV	%	SB-510-0001	A7L010179001	NM	11/28/2007	12/7/2007	12/7/2007	9	0	9
OV	%	SB-510-0406	A7L010179002	NM	11/28/2007	12/7/2007	12/7/2007	9	0	9
OV	%	SB-509-0001	A7L010179014	NM	11/29/2007	12/8/2007	12/8/2007	9	0	9
OV	%	SB-510-0810	A7L010179003	NM	11/28/2007	12/7/2007	12/7/2007	9	0	9
OV	%	SB-511-0001	A7L010179005	NM	11/29/2007	12/7/2007	12/7/2007	8	0	8
OV	%	SB-513-0406	A7L010179012	NM	11/29/2007	12/8/2007	12/8/2007	9	0	9
OV	%	SB-511-0406	A7L010179006	NM	11/29/2007	12/7/2007	12/7/2007	8	0	8
OV	%	SB-513-0810	A7L010179013	NM	11/29/2007	12/8/2007	12/8/2007	9	0	9
OV	%	SB-513-0001	A7L010179011	NM	11/29/2007	12/8/2007	12/8/2007	9	0	9

SORT	UNITS	NSAMPLE	LAB_ID	QC_TYPE	SAMP_DATE	EXTR_DATE	ANAL_DATE	SMP_EXTR	EXTR_ANL	SMP_ANL
OV	%	SB-514-0001	A7L010179017	NM	11/29/2007	12/8/2007	12/8/2007	9	0	9
OV	%	SB-512-0810	A7L010179010	NM	11/29/2007	12/8/2007	12/8/2007	9	0	9
OV	%	SB-512-0406	A7L010179009	NM	11/29/2007	12/8/2007	12/8/2007	9	0	9
OV	%	SB-512-0001	A7L010179008	NM	11/29/2007	12/8/2007	12/8/2007	9	0	9
OV	%	SB-511-0810	A7L010179007	NM	11/29/2007	12/8/2007	12/8/2007	9	0	9
OV	UG/KG	SB-519-0406	A7L010179032	NM	11/30/2007	12/13/2007	12/13/2007	13	0	13
OV	UG/KG	SB-517-0810	A7L010179027	NM	11/30/2007	12/13/2007	12/13/2007	13	0	13
OV	UG/KG	SB-515-0406	A7L010179021	NM	11/29/2007	12/8/2007	12/8/2007	9	0	9
OV	UG/KG	SB-515-0810	A7L010179022	NM	11/29/2007	12/12/2007	12/12/2007	13	0	13
OV	UG/KG	SB-516-0001	A7L010179034	NM	11/30/2007	12/13/2007	12/13/2007	13	0	13
OV	UG/KG	SB-517-0001	A7L010179025	NM	11/30/2007	12/13/2007	12/13/2007	13	0	13
OV	UG/KG	SB-517-0406	A7L010179026	NM	11/30/2007	12/13/2007	12/13/2007	13	0	13
OV	UG/KG	SB-515-0001	A7L010179020	NM	11/29/2007	12/8/2007	12/8/2007	9	0	9
OV	UG/KG	SB-518-0001	A7L010179028	NM	11/30/2007	12/13/2007	12/13/2007	13	0	13
OV	UG/KG	SB-518-0406	A7L010179029	NM	11/30/2007	12/13/2007	12/13/2007	13	0	13
OV	UG/KG	SB-520-0406	A7L010179036	NM	11/30/2007	12/13/2007	12/13/2007	13	0	13
OV	UG/KG	SB-519-0001	A7L010179031	NM	11/30/2007	12/13/2007	12/13/2007	13	0	13
OV	UG/KG	SB-519-0810	A7L010179033	NM	11/30/2007	12/13/2007	12/13/2007	13	0	13

SORT	UNITS	NSAMPLE	LAB_ID	QC_TYPE	SAMP_DATE	EXTR_DATE	ANAL_DATE	SMP_EXTR	EXTR_ANL	SMP_ANL
OV	UG/KG	SB-520-0001	A7L010179035	NM	11/30/2007	12/13/2007	12/13/2007	13	0	13
OV	UG/KG	SB-514-0001	A7L010179017	NM	11/29/2007	12/8/2007	12/8/2007	9	0	9
OV	UG/KG	SB-520-0810	A7L010179037	NM	11/30/2007	12/13/2007	12/13/2007	13	0	13
OV	UG/KG	SB-518-0810	A7L010179030	NM	11/30/2007	12/13/2007	12/13/2007	13	0	13
OV	UG/KG	SB-510-0406	A7L010179002	NM	11/28/2007	12/7/2007	12/7/2007	9	0	9
OV	UG/KG	SB-514-0810	A7L010179019	NM	11/29/2007	12/8/2007	12/8/2007	9	0	9
OV	UG/KG	SB-514-0406	A7L010179018	NM	11/29/2007	12/8/2007	12/8/2007	9	0	9
OV	UG/KG	SB-509-0001	A7L010179014	NM	11/29/2007	12/8/2007	12/8/2007	9	0	9
OV	UG/KG	SB-509-0406	A7L010179015	NM	11/29/2007	12/8/2007	12/8/2007	9	0	9
OV	UG/KG	SB-510-0001	A7L010179001	NM	11/28/2007	12/7/2007	12/7/2007	9	0	9
OV	UG/KG	SB-510-0810	A7L010179003	NM	11/28/2007	12/7/2007	12/7/2007	9	0	9
OV	UG/KG	SB-511-0001	A7L010179005	NM	11/29/2007	12/7/2007	12/7/2007	8	0	8
OV	UG/KG	SB-513-0001	A7L010179011	NM	11/29/2007	12/8/2007	12/8/2007	9	0	9
OV	UG/KG	SB-513-0810	A7L010179013	NM	11/29/2007	12/8/2007	12/8/2007	9	0	9
OV	UG/KG	SB-509-0810	A7L010179016	NM	11/29/2007	12/8/2007	12/8/2007	9	0	9
OV	UG/KG	SB-513-0406	A7L010179012	NM	11/29/2007	12/8/2007	12/8/2007	9	0	9
OV	UG/KG	SB-511-0406	A7L010179006	NM	11/29/2007	12/7/2007	12/7/2007	8	0	8
OV	UG/KG	SB-512-0810	A7L010179010	NM	11/29/2007	12/8/2007	12/8/2007	9	0	9

SORT	UNITS	NSAMPLE	LAB_ID	QC_TYPE	SAMP_DATE	EXTR_DATE	ANAL_DATE	SMP_EXTR	EXTR_ANL	SMP_ANL
OV	UG/KG	SB-512-0406	A7L010179009	NM	11/29/2007	12/8/2007	12/8/2007	9	0	9
OV	UG/KG	SB-512-0001	A7L010179008	NM	11/29/2007	12/8/2007	12/8/2007	9	0	9
OV	UG/KG	SB-511-0810	A7L010179007	NM	11/29/2007	12/8/2007	12/8/2007	9	0	9
PCB	%	SB-518-0001	A7L010179028	NM	11/30/2007	12/3/2007	12/11/2007	3	8	11
PCB	%	SB-515-0001	A7L010179020	NM	11/29/2007	12/3/2007	12/8/2007	4	5	9
PCB	%	SB-515-0810	A7L010179022	NM	11/29/2007	12/3/2007	12/11/2007	4	8	12
PCB	%	SB-516-0001	A7L010179034	NM	11/30/2007	12/3/2007	12/11/2007	3	8	11
PCB	%	SB-517-0001	A7L010179025	NM	11/30/2007	12/3/2007	12/11/2007	3	8	11
PCB	%	SB-517-0406	A7L010179026	NM	11/30/2007	12/3/2007	12/11/2007	3	8	11
PCB	%	SB-517-0810	A7L010179027	NM	11/30/2007	12/3/2007	12/11/2007	3	8	11
PCB	%	SB-515-0406	A7L010179021	NM	11/29/2007	12/3/2007	12/11/2007	4	8	12
PCB	%	SB-518-0406	A7L010179029	NM	11/30/2007	12/3/2007	12/11/2007	3	8	11
PCB	%	SB-518-0810	A7L010179030	NM	11/30/2007	12/3/2007	12/11/2007	3	8	11
PCB	%	SB-519-0001	A7L010179031	NM	11/30/2007	12/3/2007	12/11/2007	3	8	11
PCB	%	SB-520-0810	A7L010179037	NM	11/30/2007	12/3/2007	12/11/2007	3	8	11
PCB	%	SB-519-0406	A7L010179032	NM	11/30/2007	12/3/2007	12/11/2007	3	8	11
PCB	%	SB-510-0001	A7L010179001	NM	11/28/2007	12/3/2007	12/7/2007	5	4	9
PCB	%	SB-519-0810	A7L010179033	NM	11/30/2007	12/3/2007	12/11/2007	3	8	11

SORT	UNITS	NSAMPLE	LAB_ID	QC_TYPE	SAMP_DATE	EXTR_DATE	ANAL_DATE	SMP_EXTR	EXTR_ANL	SMP_ANL
PCB	%	SB-520-0406	A7L010179036	NM	11/30/2007	12/3/2007	12/11/2007	3	8	11
PCB	%	SB-520-0001	A7L010179035	NM	11/30/2007	12/3/2007	12/11/2007	3	8	11
PCB	%	SB-511-0001	A7L010179005	NM	11/29/2007	12/3/2007	12/7/2007	4	4	8
PCB	%	SB-514-0810	A7L010179019	NM	11/29/2007	12/3/2007	12/8/2007	4	5	9
PCB	%	SB-509-0406	A7L010179015	NM	11/29/2007	12/3/2007	12/7/2007	4	4	8
PCB	%	SB-510-0810	A7L010179003	NM	11/28/2007	12/3/2007	12/7/2007	5	4	9
PCB	%	SB-510-0406	A7L010179002	NM	11/28/2007	12/3/2007	12/7/2007	5	4	9
PCB	%	SB-509-0001	A7L010179014	NM	11/29/2007	12/3/2007	12/7/2007	4	4	8
PCB	%	SB-511-0406	A7L010179006	NM	11/29/2007	12/3/2007	12/7/2007	4	4	8
PCB	%	SB-511-0810	A7L010179007	NM	11/29/2007	12/3/2007	12/7/2007	4	4	8
PCB	%	SB-512-0406	A7L010179009	NM	11/29/2007	12/3/2007	12/7/2007	4	4	8
PCB	%	SB-512-0810	A7L010179010	NM	11/29/2007	12/3/2007	12/7/2007	4	4	8
PCB	%	SB-513-0001	A7L010179011	NM	11/29/2007	12/3/2007	12/7/2007	4	4	8
PCB	%	SB-513-0406	A7L010179012	NM	11/29/2007	12/3/2007	12/7/2007	4	4	8
PCB	%	SB-513-0810	A7L010179013	NM	11/29/2007	12/3/2007	12/7/2007	4	4	8
PCB	%	SB-514-0001	A7L010179017	NM	11/29/2007	12/3/2007	12/8/2007	4	5	9
PCB	%	SB-512-0001	A7L010179008	NM	11/29/2007	12/3/2007	12/7/2007	4	4	8
PCB	%	SB-509-0810	A7L010179016	NM	11/29/2007	12/3/2007	12/8/2007	4	5	9

SORT	UNITS	NSAMPLE	LAB_ID	QC_TYPE	SAMP_DATE	EXTR_DATE	ANAL_DATE	SMP_EXTR	EXTR_ANL	SMP_ANL
PCB	%	SB-514-0406	A7L010179018	NM	11/29/2007	12/3/2007	12/8/2007	4	5	9
PCB	UG/KG	SB-515-0001	A7L010179020	NM	11/29/2007	12/3/2007	12/8/2007	4	5	9
PCB	UG/KG	SB-518-0001	A7L010179028	NM	11/30/2007	12/3/2007	12/11/2007	3	8	11
PCB	UG/KG	SB-517-0406	A7L010179026	NM	11/30/2007	12/3/2007	12/11/2007	3	8	11
PCB	UG/KG	SB-517-0001	A7L010179025	NM	11/30/2007	12/3/2007	12/11/2007	3	8	11
PCB	UG/KG	SB-516-0001	A7L010179034	NM	11/30/2007	12/3/2007	12/11/2007	3	8	11
PCB	UG/KG	SB-515-0406	A7L010179021	NM	11/29/2007	12/3/2007	12/11/2007	4	8	12
PCB	UG/KG	SB-515-0810	A7L010179022	NM	11/29/2007	12/3/2007	12/11/2007	4	8	12
PCB	UG/KG	SB-518-0810	A7L010179030	NM	11/30/2007	12/3/2007	12/11/2007	3	8	11
PCB	UG/KG	SB-519-0001	A7L010179031	NM	11/30/2007	12/3/2007	12/11/2007	3	8	11
PCB	UG/KG	SB-519-0406	A7L010179032	NM	11/30/2007	12/3/2007	12/11/2007	3	8	11
PCB	UG/KG	SB-519-0810	A7L010179033	NM	11/30/2007	12/3/2007	12/11/2007	3	8	11
PCB	UG/KG	SB-520-0001	A7L010179035	NM	11/30/2007	12/3/2007	12/11/2007	3	8	11
PCB	UG/KG	SB-514-0810	A7L010179019	NM	11/29/2007	12/3/2007	12/8/2007	4	5	9
PCB	UG/KG	SB-520-0810	A7L010179037	NM	11/30/2007	12/3/2007	12/11/2007	3	8	11
PCB	UG/KG	SB-517-0810	A7L010179027	NM	11/30/2007	12/3/2007	12/11/2007	3	8	11
PCB	UG/KG	SB-520-0406	A7L010179036	NM	11/30/2007	12/3/2007	12/11/2007	3	8	11
PCB	UG/KG	SB-510-0810	A7L010179003	NM	11/28/2007	12/3/2007	12/7/2007	5	4	9

SORT	UNITS	NSAMPLE	LAB_ID	QC_TYPE	SAMP_DATE	EXTR_DATE	ANAL_DATE	SMP_EXTR	EXTR_ANL	SMP_ANL
PCB	UG/KG	SB-518-0406	A7L010179029	NM	11/30/2007	12/3/2007	12/11/2007	3	8	11
PCB	UG/KG	SB-509-0406	A7L010179015	NM	11/29/2007	12/3/2007	12/7/2007	4	4	8
PCB	UG/KG	SB-509-0810	A7L010179016	NM	11/29/2007	12/3/2007	12/8/2007	4	5	9
PCB	UG/KG	SB-514-0406	A7L010179018	NM	11/29/2007	12/3/2007	12/8/2007	4	5	9
PCB	UG/KG	SB-510-0406	A7L010179002	NM	11/28/2007	12/3/2007	12/7/2007	5	4	9
PCB	UG/KG	SB-509-0001	A7L010179014	NM	11/29/2007	12/3/2007	12/7/2007	4	4	8
PCB	UG/KG	SB-511-0001	A7L010179005	NM	11/29/2007	12/3/2007	12/7/2007	4	4	8
PCB	UG/KG	SB-511-0406	A7L010179006	NM	11/29/2007	12/3/2007	12/7/2007	4	4	8
PCB	UG/KG	SB-512-0001	A7L010179008	NM	11/29/2007	12/3/2007	12/7/2007	4	4	8
PCB	UG/KG	SB-512-0406	A7L010179009	NM	11/29/2007	12/3/2007	12/7/2007	4	4	8
PCB	UG/KG	SB-512-0810	A7L010179010	NM	11/29/2007	12/3/2007	12/7/2007	4	4	8
PCB	UG/KG	SB-513-0001	A7L010179011	NM	11/29/2007	12/3/2007	12/7/2007	4	4	8
PCB	UG/KG	SB-513-0406	A7L010179012	NM	11/29/2007	12/3/2007	12/7/2007	4	4	8
PCB	UG/KG	SB-513-0810	A7L010179013	NM	11/29/2007	12/3/2007	12/7/2007	4	4	8
PCB	UG/KG	SB-511-0810	A7L010179007	NM	11/29/2007	12/3/2007	12/7/2007	4	4	8
PCB	UG/KG	SB-510-0001	A7L010179001	NM	11/28/2007	12/3/2007	12/7/2007	5	4	9
PCB	UG/KG	SB-514-0001	A7L010179017	NM	11/29/2007	12/3/2007	12/8/2007	4	5	9
TPH	MG/KG	SB-515-0001	A7L010179020	NM	11/29/2007	12/3/2007	12/5/2007	4	2	6

SORT	UNITS	NSAMPLE	LAB_ID	QC_TYPE	SAMP_DATE	EXTR_DATE	ANAL_DATE	SMP_EXTR	EXTR_ANL	SMP_ANL
TPH	MG/KG	SB-517-0810RE	A7L010179027	NM	11/30/2007	12/10/2007	12/11/2007	10	1	11
TPH	MG/KG	SB-517-0406	A7L010179026	NM	11/30/2007	12/4/2007	12/6/2007	4	2	6
TPH	MG/KG	SB-517-0001	A7L010179025	NM	11/30/2007	12/4/2007	12/6/2007	4	2	6
TPH	MG/KG	SB-516-0001RE	A7L010179034	NM	11/30/2007	12/10/2007	12/11/2007	10	1	11
TPH	MG/KG	SB-515-0406RE	A7L010179021	NM	11/29/2007	12/10/2007	12/11/2007	11	1	12
TPH	MG/KG	SB-515-0810RE	A7L010179022	NM	11/29/2007	12/10/2007	12/11/2007	11	1	12
TPH	MG/KG	SB-518-0001	A7L010179028	NM	11/30/2007	12/4/2007	12/6/2007	4	2	6
TPH	MG/KG	SB-518-0406	A7L010179029	NM	11/30/2007	12/4/2007	12/6/2007	4	2	6
TPH	MG/KG	SB-518-0810	A7L010179030	NM	11/30/2007	12/4/2007	12/6/2007	4	2	6
TPH	MG/KG	SB-519-0001RE	A7L010179031	NM	11/30/2007	12/10/2007	12/11/2007	10	1	11
TPH	MG/KG	SB-519-0406RE	A7L010179032	NM	11/30/2007	12/10/2007	12/11/2007	10	1	11
TPH	MG/KG	SB-519-0810	A7L010179033	NM	11/30/2007	12/4/2007	12/6/2007	4	2	6
TPH	MG/KG	SB-514-0810RE	A7L010179019	NM	11/29/2007	12/6/2007	12/11/2007	7	5	12
TPH	MG/KG	SB-520-0406	A7L010179036	NM	11/30/2007	12/4/2007	12/6/2007	4	2	6
TPH	MG/KG	SB-511-0406	A7L010179006	NM	11/29/2007	12/3/2007	12/4/2007	4	1	5
TPH	MG/KG	SB-520-0001RE	A7L010179035	NM	11/30/2007	12/10/2007	12/11/2007	10	1	11
TPH	MG/KG	SB-511-0810RE	A7L010179007	NM	11/29/2007	12/6/2007	12/11/2007	7	5	12
TPH	MG/KG	SB-520-0810	A7L010179037	NM	11/30/2007	12/4/2007	12/6/2007	4	2	6

SORT	UNITS	NSAMPLE	LAB_ID	QC_TYPE	SAMP_DATE	EXTR_DATE	ANAL_DATE	SMP_EXTR	EXTR_ANL	SMP_ANL
TPH	MG/KG	SB-509-0001RE	A7L010179014	NM	11/29/2007	12/6/2007	12/11/2007	7	5	12
TPH	MG/KG	SB-509-0406RE	A7L010179015	NM	11/29/2007	12/6/2007	12/11/2007	7	5	12
TPH	MG/KG	SB-509-0810RE	A7L010179016	NM	11/29/2007	12/6/2007	12/11/2007	7	5	12
TPH	MG/KG	SB-510-0001RE	A7L010179001	NM	11/28/2007	12/6/2007	12/11/2007	8	5	13
TPH	MG/KG	SB-510-0406RE	A7L010179002	NM	11/28/2007	12/6/2007	12/11/2007	8	5	13
TPH	MG/KG	SB-512-0001RE	A7L010179008	NM	11/29/2007	12/6/2007	12/11/2007	7	5	12
TPH	MG/KG	SB-511-0001RE	A7L010179005	NM	11/29/2007	12/6/2007	12/11/2007	7	5	12
TPH	MG/KG	SB-514-0406RE	A7L010179018	NM	11/29/2007	12/6/2007	12/11/2007	7	5	12
TPH	MG/KG	SB-512-0406RE	A7L010179009	NM	11/29/2007	12/6/2007	12/11/2007	7	5	12
TPH	MG/KG	SB-512-0810RE	A7L010179010	NM	11/29/2007	12/6/2007	12/11/2007	7	5	12
TPH	MG/KG	SB-513-0001	A7L010179011	NM	11/29/2007	12/3/2007	12/7/2007	4	4	8
TPH	MG/KG	SB-513-0406RE	A7L010179012	NM	11/29/2007	12/6/2007	12/11/2007	7	5	12
TPH	MG/KG	SB-513-0810	A7L010179013	NM	11/29/2007	12/3/2007	12/4/2007	4	1	5
TPH	MG/KG	SB-514-0001	A7L010179017	NM	11/29/2007	12/3/2007	12/5/2007	4	2	6
TPH	MG/KG	SB-510-0810RE	A7L010179003	NM	11/28/2007	12/6/2007	12/11/2007	8	5	13

METHOD BLANK REPORT

GC/MS Volatiles

Client Lot #...: 7L01179 **Work Order #...:** KDRQ91AA **Matrix.....:** SOLID
MB Lot-Sample #: A7L080000-120

Prep Date.....: 12/07/07 **Final Wgt/Vol..:** 5 mL
Analysis Date..: 12/07/07 **Prep Batch #...:** 7342120
Dilution Factor: 1 **Initial Wgt/Vol:** 5 g

PARAMETER	RESULT	REPORTING LIMIT	UNITS	METHOD
Bromobenzene	ND	5.0	ug/kg	SW846 8260B
Bromochloromethane	ND	5.0	ug/kg	SW846 8260B
n-Butylbenzene	ND	5.0	ug/kg	SW846 8260B
sec-Butylbenzene	ND	5.0	ug/kg	SW846 8260B
tert-Butylbenzene	ND	5.0	ug/kg	SW846 8260B
1,2-Dibromo-3-chloro-propane	ND	10	ug/kg	SW846 8260B
2-Chloroethyl vinyl ether	ND	10	ug/kg	SW846 8260B
2-Chlorotoluene	ND	5.0	ug/kg	SW846 8260B
4-Chlorotoluene	ND	5.0	ug/kg	SW846 8260B
1,2-Dibromoethane	ND	5.0	ug/kg	SW846 8260B
Dibromomethane	ND	5.0	ug/kg	SW846 8260B
1,2-Dichlorobenzene	ND	5.0	ug/kg	SW846 8260B
1,3-Dichlorobenzene	ND	5.0	ug/kg	SW846 8260B
1,4-Dichlorobenzene	ND	5.0	ug/kg	SW846 8260B
Dichlorodifluoromethane	ND	5.0	ug/kg	SW846 8260B
cis-1,2-Dichloroethylene	ND	5.0	ug/kg	SW846 8260B
trans-1,2-Dichloroethylen	ND	5.0	ug/kg	SW846 8260B
1,3-Dichloropropane	ND	5.0	ug/kg	SW846 8260B
2,2-Dichloropropane	ND	5.0	ug/kg	SW846 8260B
1,1-Dichloropropene	ND	5.0	ug/kg	SW846 8260B
Trichlorofluoromethane	ND	5.0	ug/kg	SW846 8260B
Hexachlorobutadiene	ND	5.0	ug/kg	SW846 8260B
Isopropylbenzene	ND	5.0	ug/kg	SW846 8260B
p-Isopropyltoluene	ND	5.0	ug/kg	SW846 8260B
tert-Butyl alcohol	ND	100	ug/kg	SW846 8260B
Naphthalene	**0.58 J**	**5.0**	**ug/kg**	**SW846 8260B**
n-Propylbenzene	ND	5.0	ug/kg	SW846 8260B
1,1,1,2-Tetrachloroethane	ND	5.0	ug/kg	SW846 8260B
1,2,3-Trichlorobenzene	**0.39 J**	**5.0**	**ug/kg**	**SW846 8260B**
1,2,4-Trichloro-benzene	**0.28 J**	**5.0**	**ug/kg**	**SW846 8260B**
1,2,3-Trichloropropane	ND	5.0	ug/kg	SW846 8260B
1,1,2-Trichloro-1,2,2-trifluoroethane	ND	5.0	ug/kg	SW846 8260B
1,2,4-Trimethylbenzene	**0.76 J**	**5.0**	**ug/kg**	**SW846 8260B**
Vinyl acetate	ND	10	ug/kg	SW846 8260B
o-Xylene	ND	5.0	ug/kg	SW846 8260B
Methyl tert-butyl ether	ND	10	ug/kg	SW846 8260B
m-Xylene & p-Xylene	ND	10	ug/kg	SW846 8260B
1,2,3-Trimethylbenzene	ND	5.0	ug/kg	SW846 8260B

(Continued on next page)

METHOD BLANK REPORT

GC/MS Volatiles

Client Lot #...: 7L01179 **Work Order #...:** KDRQ91AA **Matrix.....:** SOLID

PARAMETER	RESULT	REPORTING LIMIT	UNITS	METHOD
Diisopropyl Ether (DIPE)	ND	10	ug/kg	SW846 8260B
Ethyl-t-Butyl Ether (ETBE	ND	5.0	ug/kg	SW846 8260B
Tert-amyl methyl ether (T	ND	5.0	ug/kg	SW846 8260B
Chloromethane	ND	5.0	ug/kg	SW846 8260B
Bromomethane	ND	5.0	ug/kg	SW846 8260B
Vinyl chloride	ND	5.0	ug/kg	SW846 8260B
Chloroethane	ND	5.0	ug/kg	SW846 8260B
Methylene chloride	**10**	**5.0**	**ug/kg**	**SW846 8260B**
Acetone	ND	10	ug/kg	SW846 8260B
Carbon disulfide	ND	5.0	ug/kg	SW846 8260B
1,1-Dichloroethene	ND	5.0	ug/kg	SW846 8260B
1,1-Dichloroethane	ND	5.0	ug/kg	SW846 8260B
Chloroform	ND	5.0	ug/kg	SW846 8260B
1,2-Dichloroethane	ND	5.0	ug/kg	SW846 8260B
2-Butanone	ND	10	ug/kg	SW846 8260B
1,1,1-Trichloroethane	ND	5.0	ug/kg	SW846 8260B
Carbon tetrachloride	ND	5.0	ug/kg	SW846 8260B
Bromodichloromethane	ND	5.0	ug/kg	SW846 8260B
1,2-Dichloropropane	ND	5.0	ug/kg	SW846 8260B
cis-1,3-Dichloropropene	ND	5.0	ug/kg	SW846 8260B
Trichloroethene	ND	5.0	ug/kg	SW846 8260B
Dibromochloromethane	ND	5.0	ug/kg	SW846 8260B
Benzene	ND	5.0	ug/kg	SW846 8260B
trans-1,3-Dichloropropene	ND	5.0	ug/kg	SW846 8260B
Bromoform	ND	5.0	ug/kg	SW846 8260B
4-Methyl-2-pentanone	ND	10	ug/kg	SW846 8260B
2-Hexanone	ND	10	ug/kg	SW846 8260B
Tetrachloroethene	ND	5.0	ug/kg	SW846 8260B
1,1,2,2-Tetrachloroethane	ND	5.0	ug/kg	SW846 8260B
Toluene	ND	5.0	ug/kg	SW846 8260B
Chlorobenzene	ND	5.0	ug/kg	SW846 8260B
Ethylbenzene	ND	5.0	ug/kg	SW846 8260B
Styrene	ND	5.0	ug/kg	SW846 8260B
Xylenes (total)	ND	10	ug/kg	SW846 8260B

SURROGATE	PERCENT RECOVERY	RECOVERY LIMITS
Dibromofluoromethane	80	(59 - 138)
1,2-Dichloroethane-d4	85	(61 - 130)
Toluene-d8	83	(60 - 143)
4-Bromofluorobenzene	85	(47 - 158)

NOTE(S):

Calculations are performed before rounding to avoid round-off errors in calculated results.

J Estimated result. Result is less than RL.

METHOD BLANK REPORT

GC/MS Volatiles

Client Lot #...: 7L01179 **Work Order #...:** KDTNG1AA **Matrix.....:** SOLID
MB Lot-Sample #: A7L100000-306

Prep Date.....: 12/08/07 **Final Wgt/Vol..:** 5 mL
Analysis Date..: 12/08/07 **Prep Batch #...:** 7344306
Dilution Factor: 1 **Initial Wgt/Vol:** 5 g

PARAMETER	RESULT	REPORTING LIMIT	UNITS	METHOD
n-Butylbenzene	ND	5.0	ug/kg	SW846 8260B
sec-Butylbenzene	ND	5.0	ug/kg	SW846 8260B
tert-Butylbenzene	ND	5.0	ug/kg	SW846 8260B
1,2-Dibromo-3-chloro-propane	ND	10	ug/kg	SW846 8260B
2-Chloroethyl vinyl ether	ND	10	ug/kg	SW846 8260B
2-Chlorotoluene	ND	5.0	ug/kg	SW846 8260B
4-Chlorotoluene	ND	5.0	ug/kg	SW846 8260B
1,2-Dibromoethane	ND	5.0	ug/kg	SW846 8260B
Dibromomethane	ND	5.0	ug/kg	SW846 8260B
1,2-Dichlorobenzene	ND	5.0	ug/kg	SW846 8260B
1,3-Dichlorobenzene	ND	5.0	ug/kg	SW846 8260B
1,4-Dichlorobenzene	ND	5.0	ug/kg	SW846 8260B
Dichlorodifluoromethane	ND	5.0	ug/kg	SW846 8260B
cis-1,2-Dichloroethylene	ND	5.0	ug/kg	SW846 8260B
trans-1,2-Dichloroethylen	ND	5.0	ug/kg	SW846 8260B
1,3-Dichloropropane	ND	5.0	ug/kg	SW846 8260B
2,2-Dichloropropane	ND	5.0	ug/kg	SW846 8260B
1,1-Dichloropropene	ND	5.0	ug/kg	SW846 8260B
Trichlorofluoromethane	ND	5.0	ug/kg	SW846 8260B
Hexachlorobutadiene	ND	5.0	ug/kg	SW846 8260B
Isopropylbenzene	ND	5.0	ug/kg	SW846 8260B
p-Isopropyltoluene	ND	5.0	ug/kg	SW846 8260B
tert-Butyl alcohol	ND	100	ug/kg	SW846 8260B
Naphthalene	**0.56 J**	**5.0**	**ug/kg**	**SW846 8260B**
n-Propylbenzene	ND	5.0	ug/kg	SW846 8260B
1,1,1,2-Tetrachloroethane	ND	5.0	ug/kg	SW846 8260B
1,2,3-Trichlorobenzene	ND	5.0	ug/kg	SW846 8260B
1,2,4-Trichloro-benzene	ND	5.0	ug/kg	SW846 8260B
1,2,3-Trichloropropane	ND	5.0	ug/kg	SW846 8260B
1,1,2-Trichloro-1,2,2-trifluoroethane	ND	5.0	ug/kg	SW846 8260B
1,2,4-Trimethylbenzene	**0.75 J**	**5.0**	**ug/kg**	**SW846 8260B**
Vinyl acetate	ND	10	ug/kg	SW846 8260B
o-Xylene	ND	5.0	ug/kg	SW846 8260B
Methyl tert-butyl ether	ND	10	ug/kg	SW846 8260B
m-Xylene & p-Xylene	ND	10	ug/kg	SW846 8260B
1,2,3-Trimethylbenzene	ND	5.0	ug/kg	SW846 8260B
Diisopropyl Ether (DIPE)	ND	10	ug/kg	SW846 8260B
Ethyl-t-Butyl Ether (ETBE	ND	5.0	ug/kg	SW846 8260B

(Continued on next page)

METHOD BLANK REPORT

GC/MS Volatiles

Client Lot #...: 7L01179 **Work Order #...:** KDTNG1AA **Matrix.....:** SOLID

PARAMETER	RESULT	REPORTING LIMIT	UNITS	METHOD
Tert-amyl methyl ether (T	ND	5.0	ug/kg	SW846 8260B
Bromobenzene	ND	5.0	ug/kg	SW846 8260B
Bromochloromethane	ND	5.0	ug/kg	SW846 8260B
Chloromethane	ND	5.0	ug/kg	SW846 8260B
Bromomethane	ND	5.0	ug/kg	SW846 8260B
Vinyl chloride	ND	5.0	ug/kg	SW846 8260B
Chloroethane	ND	5.0	ug/kg	SW846 8260B
Methylene chloride	**2.0 J**	**5.0**	**ug/kg**	**SW846 8260B**
Acetone	ND	10	ug/kg	SW846 8260B
Carbon disulfide	ND	5.0	ug/kg	SW846 8260B
1,1-Dichloroethene	ND	5.0	ug/kg	SW846 8260B
1,1-Dichloroethane	ND	5.0	ug/kg	SW846 8260B
Chloroform	ND	5.0	ug/kg	SW846 8260B
1,2-Dichloroethane	ND	5.0	ug/kg	SW846 8260B
2-Butanone	ND	10	ug/kg	SW846 8260B
1,1,1-Trichloroethane	ND	5.0	ug/kg	SW846 8260B
Carbon tetrachloride	ND	5.0	ug/kg	SW846 8260B
Bromodichloromethane	ND	5.0	ug/kg	SW846 8260B
1,2-Dichloropropane	ND	5.0	ug/kg	SW846 8260B
cis-1,3-Dichloropropene	ND	5.0	ug/kg	SW846 8260B
Trichloroethene	ND	5.0	ug/kg	SW846 8260B
Dibromochloromethane	ND	5.0	ug/kg	SW846 8260B
Benzene	ND	5.0	ug/kg	SW846 8260B
trans-1,3-Dichloropropene	ND	5.0	ug/kg	SW846 8260B
Bromoform	ND	5.0	ug/kg	SW846 8260B
4-Methyl-2-pentanone	ND	10	ug/kg	SW846 8260B
2-Hexanone	ND	10	ug/kg	SW846 8260B
Tetrachloroethene	ND	5.0	ug/kg	SW846 8260B
1,1,2,2-Tetrachloroethane	ND	5.0	ug/kg	SW846 8260B
Toluene	ND	5.0	ug/kg	SW846 8260B
Chlorobenzene	ND	5.0	ug/kg	SW846 8260B
Ethylbenzene	ND	5.0	ug/kg	SW846 8260B
Styrene	ND	5.0	ug/kg	SW846 8260B
Xylenes (total)	ND	10	ug/kg	SW846 8260B

SURROGATE	PERCENT RECOVERY	RECOVERY LIMITS
Dibromofluoromethane	80	(59 - 138)
1,2-Dichloroethane-d4	87	(61 - 130)
Toluene-d8	83	(60 - 143)
4-Bromofluorobenzene	84	(47 - 158)

NOTE(S):

Calculations are performed before rounding to avoid round-off errors in calculated results.

J Estimated result. Result is less than RL.

METHOD BLANK REPORT

GC/MS Volatiles

Client Lot #...: 7L01179 **Work Order #...:** KD0XC1AA **Matrix.....:** SOLID
MB Lot-Sample #: A7L120000-351

Prep Date.....: 12/11/07 **Final Wgt/Vol..:** 5 mL
Analysis Date..: 12/11/07 **Prep Batch #...:** 7346351
Dilution Factor: 1 **Initial Wgt/Vol:** 5 g

PARAMETER	RESULT	REPORTING LIMIT	UNITS	METHOD
1,2-Dibromo-3-chloro-propane	ND	10	ug/kg	SW846 8260B
1,2-Dibromoethane	ND	5.0	ug/kg	SW846 8260B
1,2-Dichlorobenzene	ND	5.0	ug/kg	SW846 8260B
1,3-Dichlorobenzene	ND	5.0	ug/kg	SW846 8260B
1,4-Dichlorobenzene	ND	5.0	ug/kg	SW846 8260B
Dichlorodifluoromethane	ND	5.0	ug/kg	SW846 8260B
cis-1,2-Dichloroethylene	ND	5.0	ug/kg	SW846 8260B
trans-1,2-Dichloroethylen	ND	5.0	ug/kg	SW846 8260B
Trichlorofluoromethane	ND	5.0	ug/kg	SW846 8260B
Isopropylbenzene	ND	5.0	ug/kg	SW846 8260B
1,2,4-Trichloro-benzene	**0.33 J**	**5.0**	**ug/kg**	**SW846 8260B**
Methyl tert-butyl ether	ND	10	ug/kg	SW846 8260B
Ethyl-t-Butyl Ether (ETBE	ND	5.0	ug/kg	SW846 8260B
Tert-amyl methyl ether (T	ND	5.0	ug/kg	SW846 8260B
1,2,3-Trichloropropane	ND	5.0	ug/kg	SW846 8260B
sec-Butylbenzene	ND	5.0	ug/kg	SW846 8260B
tert-Butylbenzene	ND	5.0	ug/kg	SW846 8260B
2-Chlorotoluene	ND	5.0	ug/kg	SW846 8260B
Hexachlorobutadiene	ND	5.0	ug/kg	SW846 8260B
Naphthalene	**0.61 J**	**5.0**	**ug/kg**	**SW846 8260B**
1,1,1,2-Tetrachloroethane	ND	5.0	ug/kg	SW846 8260B
1,2,4-Trimethylbenzene	ND	5.0	ug/kg	SW846 8260B
Vinyl acetate	ND	10	ug/kg	SW846 8260B
Bromobenzene	ND	5.0	ug/kg	SW846 8260B
Bromochloromethane	ND	5.0	ug/kg	SW846 8260B
n-Butylbenzene	ND	5.0	ug/kg	SW846 8260B
2-Chloroethyl vinyl ether	ND	10	ug/kg	SW846 8260B
4-Chlorotoluene	ND	5.0	ug/kg	SW846 8260B
Dibromomethane	ND	5.0	ug/kg	SW846 8260B
1,3-Dichloropropane	ND	5.0	ug/kg	SW846 8260B
2,2-Dichloropropane	ND	5.0	ug/kg	SW846 8260B
1,1-Dichloropropene	ND	5.0	ug/kg	SW846 8260B
p-Isopropyltoluene	ND	5.0	ug/kg	SW846 8260B
tert-Butyl alcohol	ND	100	ug/kg	SW846 8260B
n-Propylbenzene	ND	5.0	ug/kg	SW846 8260B
1,2,3-Trichlorobenzene	ND	5.0	ug/kg	SW846 8260B
1,1,2-Trichloro-1,2,2-trifluoroethane	ND	5.0	ug/kg	SW846 8260B
o-Xylene	ND	5.0	ug/kg	SW846 8260B

(Continued on next page)

METHOD BLANK REPORT

GC/MS Volatiles

Client Lot #...: 7L01179 Work Order #...: KD0XC1AA Matrix.....: SOLID

PARAMETER	RESULT	REPORTING LIMIT	UNITS	METHOD
m-Xylene & p-Xylene	ND	10	ug/kg	SW846 8260B
1,2,3-Trimethylbenzene	ND	5.0	ug/kg	SW846 8260B
Diisopropyl Ether (DIPE)	ND	10	ug/kg	SW846 8260B
Chloromethane	ND	5.0	ug/kg	SW846 8260B
Bromomethane	ND	5.0	ug/kg	SW846 8260B
Vinyl chloride	ND	5.0	ug/kg	SW846 8260B
Chloroethane	ND	5.0	ug/kg	SW846 8260B
Methylene chloride	**6.7**	**5.0**	**ug/kg**	**SW846 8260B**
Acetone	ND	10	ug/kg	SW846 8260B
Carbon disulfide	ND	5.0	ug/kg	SW846 8260B
1,1-Dichloroethene	ND	5.0	ug/kg	SW846 8260B
1,1-Dichloroethane	ND	5.0	ug/kg	SW846 8260B
Chloroform	ND	5.0	ug/kg	SW846 8260B
1,2-Dichloroethane	ND	5.0	ug/kg	SW846 8260B
2-Butanone	ND	10	ug/kg	SW846 8260B
1,1,1-Trichloroethane	ND	5.0	ug/kg	SW846 8260B
Carbon tetrachloride	ND	5.0	ug/kg	SW846 8260B
Bromodichloromethane	ND	5.0	ug/kg	SW846 8260B
1,2-Dichloropropane	ND	5.0	ug/kg	SW846 8260B
cis-1,3-Dichloropropene	ND	5.0	ug/kg	SW846 8260B
Trichloroethene	ND	5.0	ug/kg	SW846 8260B
Dibromochloromethane	ND	5.0	ug/kg	SW846 8260B
Benzene	ND	5.0	ug/kg	SW846 8260B
trans-1,3-Dichloropropene	ND	5.0	ug/kg	SW846 8260B
Bromoform	ND	5.0	ug/kg	SW846 8260B
4-Methyl-2-pentanone	ND	10	ug/kg	SW846 8260B
2-Hexanone	ND	10	ug/kg	SW846 8260B
Tetrachloroethene	ND	5.0	ug/kg	SW846 8260B
1,1,2,2-Tetrachloroethane	ND	5.0	ug/kg	SW846 8260B
Toluene	ND	5.0	ug/kg	SW846 8260B
Chlorobenzene	ND	5.0	ug/kg	SW846 8260B
Ethylbenzene	ND	5.0	ug/kg	SW846 8260B
Styrene	ND	5.0	ug/kg	SW846 8260B
Xylenes (total)	ND	10	ug/kg	SW846 8260B

SURROGATE	PERCENT RECOVERY	RECOVERY LIMITS
Dibromofluoromethane	80	(59 - 138)
1,2-Dichloroethane-d4	87	(61 - 130)
Toluene-d8	84	(60 - 143)
4-Bromofluorobenzene	86	(47 - 158)

NOTE(S):

Calculations are performed before rounding to avoid round-off errors in calculated results.

J Estimated result. Result is less than RL.

METHOD BLANK REPORT

GC/MS Volatiles

Client Lot #...: 7L01179
MB Lot-Sample #: A7L120000-589

Work Order #...: KD1681AA

Matrix.....: SOLID

Analysis Date..: 12/12/07
Dilution Factor: 1

Prep Date.....: 12/12/07
Prep Batch #...: 7346589
Initial Wgt/Vol: 5 g

Final Wgt/Vol..: 5 mL

PARAMETER	RESULT	REPORTING LIMIT	UNITS	METHOD
trans-1,2-Dichloroethylen	ND	5.0	ug/kg	SW846 8260B
1,2-Dibromo-3-chloro-propane	ND	10	ug/kg	SW846 8260B
1,2-Dibromoethane	ND	5.0	ug/kg	SW846 8260B
1,2-Dichlorobenzene	ND	5.0	ug/kg	SW846 8260B
1,3-Dichlorobenzene	ND	5.0	ug/kg	SW846 8260B
1,4-Dichlorobenzene	ND	5.0	ug/kg	SW846 8260B
Dichlorodifluoromethane	ND	5.0	ug/kg	SW846 8260B
cis-1,2-Dichloroethylene	ND	5.0	ug/kg	SW846 8260B
Trichlorofluoromethane	ND	5.0	ug/kg	SW846 8260B
Isopropylbenzene	ND	5.0	ug/kg	SW846 8260B
1,2,4-Trichloro-benzene	**0.28 J**	**5.0**	**ug/kg**	**SW846 8260B**
1,2,3-Trichloropropane	ND	5.0	ug/kg	SW846 8260B
Methyl tert-butyl ether	ND	10	ug/kg	SW846 8260B
Bromobenzene	ND	5.0	ug/kg	SW846 8260B
Bromochloromethane	ND	5.0	ug/kg	SW846 8260B
n-Butylbenzene	ND	5.0	ug/kg	SW846 8260B
sec-Butylbenzene	ND	5.0	ug/kg	SW846 8260B
tert-Butylbenzene	ND	5.0	ug/kg	SW846 8260B
2-Chloroethyl vinyl ether	ND	10	ug/kg	SW846 8260B
2-Chlorotoluene	ND	5.0	ug/kg	SW846 8260B
4-Chlorotoluene	ND	5.0	ug/kg	SW846 8260B
Dibromomethane	ND	5.0	ug/kg	SW846 8260B
1,3-Dichloropropane	ND	5.0	ug/kg	SW846 8260B
2,2-Dichloropropane	ND	5.0	ug/kg	SW846 8260B
1,1-Dichloropropene	ND	5.0	ug/kg	SW846 8260B
Hexachlorobutadiene	ND	5.0	ug/kg	SW846 8260B
p-Isopropyltoluene	ND	5.0	ug/kg	SW846 8260B
tert-Butyl alcohol	ND	100	ug/kg	SW846 8260B
Naphthalene	**0.60 J**	**5.0**	**ug/kg**	**SW846 8260B**
n-Propylbenzene	ND	5.0	ug/kg	SW846 8260B
1,1,1,2-Tetrachloroethane	ND	5.0	ug/kg	SW846 8260B
1,2,3-Trichlorobenzene	ND	5.0	ug/kg	SW846 8260B
1,1,2-Trichloro-1,2,2-trifluoroethane	ND	5.0	ug/kg	SW846 8260B
1,2,4-Trimethylbenzene	ND	5.0	ug/kg	SW846 8260B
Vinyl acetate	ND	10	ug/kg	SW846 8260B
o-Xylene	ND	5.0	ug/kg	SW846 8260B
m-Xylene & p-Xylene	ND	10	ug/kg	SW846 8260B
1,2,3-Trimethylbenzene	ND	5.0	ug/kg	SW846 8260B

(Continued on next page)

METHOD BLANK REPORT

GC/MS Volatiles

Client Lot #...: 7L01179 **Work Order #...:** KD1681AA **Matrix.....:** SOLID

PARAMETER	RESULT	REPORTING LIMIT	UNITS	METHOD
Diisopropyl Ether (DIPE)	ND	10	ug/kg	SW846 8260B
Ethyl-t-Butyl Ether (ETBE	ND	5.0	ug/kg	SW846 8260B
Tert-amyl methyl ether (T	ND	5.0	ug/kg	SW846 8260B
Chloromethane	ND	5.0	ug/kg	SW846 8260B
Bromomethane	ND	5.0	ug/kg	SW846 8260B
Vinyl chloride	ND	5.0	ug/kg	SW846 8260B
Chloroethane	ND	5.0	ug/kg	SW846 8260B
Methylene chloride	**3.5 J**	**5.0**	**ug/kg**	**SW846 8260B**
Acetone	ND	10	ug/kg	SW846 8260B
Carbon disulfide	ND	5.0	ug/kg	SW846 8260B
1,1-Dichloroethene	ND	5.0	ug/kg	SW846 8260B
1,1-Dichloroethane	ND	5.0	ug/kg	SW846 8260B
Chloroform	ND	5.0	ug/kg	SW846 8260B
1,2-Dichloroethane	ND	5.0	ug/kg	SW846 8260B
2-Butanone	ND	10	ug/kg	SW846 8260B
1,1,1-Trichloroethane	ND	5.0	ug/kg	SW846 8260B
Carbon tetrachloride	ND	5.0	ug/kg	SW846 8260B
Bromodichloromethane	ND	5.0	ug/kg	SW846 8260B
1,2-Dichloropropane	ND	5.0	ug/kg	SW846 8260B
cis-1,3-Dichloropropene	ND	5.0	ug/kg	SW846 8260B
Trichloroethene	ND	5.0	ug/kg	SW846 8260B
Dibromochloromethane	ND	5.0	ug/kg	SW846 8260B
Benzene	ND	5.0	ug/kg	SW846 8260B
trans-1,3-Dichloropropene	ND	5.0	ug/kg	SW846 8260B
Bromoform	ND	5.0	ug/kg	SW846 8260B
4-Methyl-2-pentanone	ND	10	ug/kg	SW846 8260B
2-Hexanone	ND	10	ug/kg	SW846 8260B
Tetrachloroethene	ND	5.0	ug/kg	SW846 8260B
1,1,2,2-Tetrachloroethane	ND	5.0	ug/kg	SW846 8260B
Toluene	ND	5.0	ug/kg	SW846 8260B
Chlorobenzene	ND	5.0	ug/kg	SW846 8260B
Ethylbenzene	ND	5.0	ug/kg	SW846 8260B
Styrene	ND	5.0	ug/kg	SW846 8260B
Xylenes (total)	ND	10	ug/kg	SW846 8260B

SURROGATE	PERCENT RECOVERY	RECOVERY LIMITS
Dibromofluoromethane	79	(59 - 138)
1,2-Dichloroethane-d4	86	(61 - 130)
Toluene-d8	83	(60 - 143)
4-Bromofluorobenzene	86	(47 - 158)

NOTE(S):

Calculations are performed before rounding to avoid round-off errors in calculated results.

J Estimated result. Result is less than RL.

METHOD BLANK REPORT

GC/MS Volatiles

Client Lot #...: 7L01179 **Work Order #...:** KD5WN1AA **Matrix.....:** SOLID
MB Lot-Sample #: A7L140000-165

Prep Date.....: 12/13/07 **Final Wgt/Vol..:** 5 mL
Analysis Date..: 12/13/07 **Prep Batch #...:** 7348165
Dilution Factor: 1 **Initial Wgt/Vol:** 5 g

PARAMETER	RESULT	REPORTING LIMIT	UNITS	METHOD
n-Butylbenzene	ND	5.0	ug/kg	SW846 8260B
Bromobenzene	ND	5.0	ug/kg	SW846 8260B
Bromochloromethane	ND	5.0	ug/kg	SW846 8260B
sec-Butylbenzene	ND	5.0	ug/kg	SW846 8260B
tert-Butylbenzene	ND	5.0	ug/kg	SW846 8260B
1,2-Dibromo-3-chloro-propane	ND	10	ug/kg	SW846 8260B
2-Chloroethyl vinyl ether	ND	10	ug/kg	SW846 8260B
2-Chlorotoluene	ND	5.0	ug/kg	SW846 8260B
4-Chlorotoluene	ND	5.0	ug/kg	SW846 8260B
1,2-Dibromoethane	ND	5.0	ug/kg	SW846 8260B
Dibromomethane	ND	5.0	ug/kg	SW846 8260B
1,2-Dichlorobenzene	ND	5.0	ug/kg	SW846 8260B
1,3-Dichlorobenzene	ND	5.0	ug/kg	SW846 8260B
1,4-Dichlorobenzene	ND	5.0	ug/kg	SW846 8260B
Dichlorodifluoromethane	ND	5.0	ug/kg	SW846 8260B
cis-1,2-Dichloroethylene	ND	5.0	ug/kg	SW846 8260B
trans-1,2-Dichloroethylen	ND	5.0	ug/kg	SW846 8260B
1,3-Dichloropropane	ND	5.0	ug/kg	SW846 8260B
2,2-Dichloropropane	ND	5.0	ug/kg	SW846 8260B
1,1-Dichloropropene	ND	5.0	ug/kg	SW846 8260B
Trichlorofluoromethane	ND	5.0	ug/kg	SW846 8260B
Hexachlorobutadiene	ND	5.0	ug/kg	SW846 8260B
Isopropylbenzene	ND	5.0	ug/kg	SW846 8260B
p-Isopropyltoluene	ND	5.0	ug/kg	SW846 8260B
tert-Butyl alcohol	ND	100	ug/kg	SW846 8260B
Naphthalene	**0.56 J**	**5.0**	**ug/kg**	**SW846 8260B**
n-Propylbenzene	ND	5.0	ug/kg	SW846 8260B
1,1,1,2-Tetrachloroethane	ND	5.0	ug/kg	SW846 8260B
1,2,3-Trichlorobenzene	**0.42 J**	**5.0**	**ug/kg**	**SW846 8260B**
1,2,4-Trichloro-benzene	**0.27 J**	**5.0**	**ug/kg**	**SW846 8260B**
1,2,3-Trichloropropane	ND	5.0	ug/kg	SW846 8260B
1,1,2-Trichloro-1,2,2-trifluoroethane	ND	5.0	ug/kg	SW846 8260B
1,2,4-Trimethylbenzene	ND	5.0	ug/kg	SW846 8260B
Vinyl acetate	ND	10	ug/kg	SW846 8260B
o-Xylene	ND	5.0	ug/kg	SW846 8260B
Methyl tert-butyl ether	ND	10	ug/kg	SW846 8260B
m-Xylene & p-Xylene	ND	10	ug/kg	SW846 8260B
1,2,3-Trimethylbenzene	ND	5.0	ug/kg	SW846 8260B

(Continued on next page)

5A

VOLATILE ORGANIC GC/MS TUNING AND MASS CALIBRATION - BROMOFLUOROBENZENE (BFB)

Lab Name: TESTAMERICA-NORTH CANTON Contract:

Lab Code: TALCAN Case No.: SAS No.: SDG No.: 7L01179

Lab File ID: BFB8251 BFB Injection Date: 12/03/07

Instrument ID: A3UX8A BFB Injection Time: 1653

Matrix: (soil/water) SOIL Level: (low/med) LOW Column: (pack/cap) CAP

m/e	ION ABUNDANCE CRITERIA	% RELATIVE ABUNDANCE
50	15.0 - 40.0% of mass 95	20.0
75	30.0 - 60.0% of mass 95	42.7
95	Base Peak, 100% relative abundance	100.0
96	5.0 - 9.0% of mass 95	6.7
173	Less than 2.0% of mass 174	0.0 (0.0)1
174	50.0 - 100.0% of mass 95	96.3
175	5.0 - 9.0% of mass 174	7.3 (7.6)1
176	Greater than 95.0%, but less than 101.0% of mass 174	92.1 (95.7)1
177	5.0 - 9.0% of mass 176	6.3 (6.9)2

1-Value is % of mass 174 2-Value is % of mass 176

THIS TUNE APPLIES TO THE FOLLOWING SAMPLES, MS, MSD, BLANKS, AND STANDARDS:

	EPA SAMPLE NO.	LAB SAMPLE ID	LAB FILE ID	DATE ANALYZED	TIME ANALYZED
01	VSTD200	1000NG-IC	UX86475	12/03/07	1741
02	VSTD100	500NG-IC	UX86476	12/03/07	1803
03	VSTD050	250NG-IC	UX86477	12/03/07	1824
04	VSTD020	100NG-IC	UX86478	12/03/07	1845
05	VSTD010	50NG-IC	UX86479	12/03/07	1907
06	VSTD005	25NG-IC	UX86480	12/03/07	1928
07	VSTD002	10NG-IC	UX86481	12/03/07	1949
08	VSTD001	5NG-IC	UX86482	12/03/07	2010
09	VSTD200	1000NG-A9IC	UX86483	12/03/07	2032
10	VSTD100	500NG-A9IC	UX86484	12/03/07	2053
11	VSTD050	250NG-A9IC	UX86485	12/03/07	2114
12	VSTD020	100NG-A9IC	UX86486	12/03/07	2135
13	VSTD010	50NG-A9IC	UX86487	12/03/07	2157
14	VSTD005	25NG-A9IC	UX86488	12/03/07	2218
15					
16					
17					
18					
19					
20					
21					
22					

Report Date : 04-Dec-2007 11:19

TestAmerica North Canton

INITIAL CALIBRATION DATA

Start Cal Date : 03-DEC-2007 17:41
End Cal Date : 03-DEC-2007 22:18
Quant Method : ISTD
Origin : Disabled
Target Version : 4.14
Integrator : HP RTE
Method file : \\cansvr11\dd\chem\MSV\a3ux8a.i\M71203A-IC.b\8260SUX8.m
Last Edit : 04-Dec-2007 10:57 latat
Curve Type : Average

Compound	5.000 Level 1	10.000 Level 2	25.000 Level 3	50.000 Level 4	100.000 Level 5	250.000 Level 6	RRF	% RSD
	500.000 Level 7	1000.000 Level 8						
16 Acetone	+++++	0.17215	0.11926	0.08989	0.06885	0.07459		
	0.06383	0.06354					0.09316	42.949
17 1,1-Dichloroethene	0.25959	0.22133	0.29998	0.27027	0.25001	0.28098		
	0.27860	0.28925					0.26875	9.252
18 Freon-113	0.18942	0.18237	0.25477	0.23682	0.21996	0.25341		
	0.25544	0.27270					0.23311	14.151
19 Iodomethane	0.59710	0.51024	0.56918	0.53786	0.49226	0.56663		
	0.55246	0.58047					0.55077	6.457
20 Carbon Disulfide	0.77743	0.60282	0.75372	0.71834	0.64477	0.74726		
	0.72750	0.77610					0.71849	8.764
21 Methylene Chloride	+++++	0.57567	0.40320	0.32319	0.26736	0.27872		
	0.26015	0.26757					0.33941	34.121
22 Acetonitrile	0.03459	0.03541	0.03370	0.02662	0.02533	0.02792		
	0.02393	0.02460					0.02901	16.471
23 Acrylonitrile	0.08074	0.08302	0.08829	0.07243	0.07206	0.08206		
	0.07428	0.07537					0.07853	7.454
24 Methyl tert-butyl ether	0.65105	0.54484	0.60618	0.56056	0.51978	0.61185		
	0.58568	0.60701					0.58587	7.206
25 trans-1,2-Dichloroethene	0.34570	0.28932	0.33076	0.31707	0.29214	0.32846		
	0.31940	0.33441					0.31966	6.236
26 Hexane	0.07055	0.04981	0.07963	0.07464	0.06459	0.07090		
	0.07992	0.08187					0.07149	14.707

Report Date : 04-Dec-2007 11:19

TestAmerica North Canton

INITIAL CALIBRATION DATA

Start Cal Date : 03-DEC-2007 17:41
End Cal Date : 03-DEC-2007 22:18
Quant Method : ISTD
Origin : Disabled
Target Version : 4.14
Integrator : HP RTE
Method file : \\cansvr11\dd\chem\MSV\a3ux8a.i\M71203A-IC.b\8260SUX8.m
Last Edit : 04-Dec-2007 10:57 latat
Curve Type : Average

Compound	5.000 Level 1	10.000 Level 2	25.000 Level 3	50.000 Level 4	100.000 Level 5	250.000 Level 6	RRF	% RSD
	500.000 Level 7	1000.000 Level 8						
27 Vinyl acetate	0.30723	0.32032	0.34975	0.32264	0.32269	0.36869		
	0.37374	0.38723					0.34403	8.664
28 1,1-Dichloroethane	0.47340	0.40358	0.43838	0.42272	0.38837	0.43150		
	0.42556	0.44585					0.42867	6.043
29 tert-Butyl Alcohol	0.02113	0.01928	0.02019	0.01766	0.01584	0.01966		
	0.01692	0.01692					0.01845	10.140
30 2-Butanone	0.15340	0.14173	0.13334	0.09839	0.08315	0.09755		
	0.09126	0.09011					0.11112	24.488
M 31 1,2-Dichloroethene (total)	0.34779	0.30290	0.33603	0.31680	0.28987	0.32576		
	0.31737	0.33347					0.32125	5.823
32 cis-1,2-dichloroethene	0.34988	0.31649	0.34131	0.31652	0.28759	0.32306		
	0.31534	0.33253					0.32284	5.906
33 2,2-Dichloropropane	0.33060	0.24467	0.31658	0.31306	0.28531	0.32717		
	0.32302	0.33579					0.30952	9.831
34 Bromochloromethane	0.21058	0.16922	0.19111	0.18045	0.16612	0.18688		
	0.18064	0.19136					0.18454	7.605
35 Chloroform	0.50130	0.39856	0.46431	0.43421	0.39823	0.45353		
	0.44224	0.46945					0.44523	7.910
36 Tetrahydrofuran	0.14958	0.12567	0.08629	0.06840	0.06104	0.06895		
	0.06402	0.06137					0.08567	39.286
37 1,1,1-Trichloroethane	0.44815	0.35779	0.46662	0.45446	0.41251	0.47487		
	0.47723	0.49891					0.44882	9.946

5A

VOLATILE ORGANIC GC/MS TUNING AND MASS CALIBRATION - BROMOFLUOROBENZENE (BFB)

Lab Name: TESTAMERICA-NORTH CANTON Contract:

Lab Code: TALCAN Case No.: SAS No.: SDG No.: 7L01179

Lab File ID: BFB8258 BFB Injection Date: 12/07/07

Instrument ID: A3UX8A BFB Injection Time: 1423

Matrix: (soil/water) SOIL Level: (low/med) LOW Column: (pack/cap) CAP

m/e	ION ABUNDANCE CRITERIA	% RELATIVE ABUNDANCE
50	15.0 - 40.0% of mass 95	19.8
75	30.0 - 60.0% of mass 95	45.0
95	Base Peak, 100% relative abundance	100.0
96	5.0 - 9.0% of mass 95	7.2
173	Less than 2.0% of mass 174	0.0 (0.0)1
174	50.0 - 100.0% of mass 95	89.1
175	5.0 - 9.0% of mass 174	6.7 (7.5)1
176	Greater than 95.0%, but less than 101.0% of mass 174	88.3 (99.1)1
177	5.0 - 9.0% of mass 176	6.8 (7.6)2

1-Value is % of mass 174 2-Value is % of mass 176

THIS TUNE APPLIES TO THE FOLLOWING SAMPLES, MS, MSD, BLANKS, AND STANDARDS:

	EPA SAMPLE NO.	LAB SAMPLE ID	LAB FILE ID	DATE ANALYZED	TIME ANALYZED
01	VSTD050	250NG-CC	UX86603	12/07/07	1518
02	VSTD050	250NG-CC	UX86604	12/07/07	1540
03	KDRQ9-CHK	KDRQ91AC	UX86605	12/07/07	1601
04	KDRQ9-CKDUP	KDRQ91AD	UX86606	12/07/07	1622
05	KDRQ9-BLK	KDRQ91AA	UX86607	12/07/07	1644
06	SB-510-0001	KC9PQ1AC	UX86621	12/07/07	2154
07	SB-510-0406	KC9PT1AG	UX86622	12/07/07	2215
08	SB-510-0810	KC9PW1AG	UX86623	12/07/07	2237
09	DUP-04	KC9PX1AG	UX86624	12/07/07	2258
10	SB-511-0001	KC9P01AG	UX86625	12/07/07	2320
11	SB-511-0406	KC9P11AG	UX86626	12/07/07	2341
12	SB-511-0810	KC9P21AG	UX86627	12/08/07	0003
13	SB-512-0001	KC9P31AG	UX86628	12/08/07	0025
14	SB-512-0406	KC9P61AG	UX86629	12/08/07	0046
15					
16					
17					
18					
19					
20					
21					
22					

Data File: \\cansvr11\dd\chem\MSV\a3ux8a.i\M71207A.b\UX86603.D
Report Date: 07-Dec-2007 17:33

TestAmerica North Canton

CONTINUING CALIBRATION COMPOUNDS

Instrument ID: a3ux8a.i
Lab File ID: UX86603.D
Analysis Type: SOIL
Lab Sample ID: 250NG-CC
Method: \\cansvr11\dd\chem\MSV\a3ux8a.i\M71207A.b\8260SUX8.m

Injection Date: 07-DEC-2007 15:18
Init. Cal. Date(s): 03-DEC-2007 03-DEC-2007
Init. Cal. Times: 17:41 22:18
Quant Type: ISTD

COMPOUND	RRF / AMOUNT	RF250	CCAL RRF250	MIN RRF	%D / %DRIFT	MAX %D / %DRIFT	CURVE TYPE	
$ 4 Dibromofluoromethane	0.30470	0.25716	0.25716	0.010	15.60482	50.00000	Averaged	
$ 5 1,2-Dichloroethane-d4	250	230	0.20399	0.010	7.99866	0.000e+000	Wt Linear	
$ 6 Toluene-d8	1.00069	0.87023	0.87023	0.010	13.03743	50.00000	Averaged	
$ 7 Bromofluorobenzene	250	224	0.37935	0.010	10.21765	0.000e+000	Wt Linear	
8 Dichlorodifluoromethane	250	298	0.24946	0.010	-19.38633	0.000e+000	Wt Linear	
9 Chloromethane	0.23796	0.26985	0.26985	0.100	-13.39848	50.00000	Averaged	
10 Vinyl Chloride	0.20873	0.24457	0.24457	0.010	-17.16824	20.00000	Averaged	
11 Bromomethane	0.13546	0.14341	0.14341	0.010	-5.86723	50.00000	Averaged	
12 Chloroethane	0.11760	0.13022	0.13022	0.010	-10.72705	50.00000	Averaged	
13 Trichlorofluoromethane	250	283	0.39358	0.010	-13.01870	0.000e+000	Wt Linear	
15 Acrolein	0.03776	0.02157	0.02157	0.010	42.86496	50.00000	Averaged	
16 Acetone	500	522	0.07063	0.010	-4.32795	0.000e+000	Wt Linear	
17 1,1-Dichloroethene	0.26875	0.28971	0.28971	0.010	-7.79923	20.00000	Averaged	
18 Freon-113	0.23311	0.27304	0.27304	0.010	-17.12891	50.00000	Averaged	
19 Iodomethane	0.55077	0.58396	0.58396	0.010	-6.02466	50.00000	Averaged	
20 Carbon Disulfide	0.71849	0.72829	0.72829	0.010	-1.36317	50.00000	Averaged	
21 Methylene Chloride	250	268	0.29256	0.010	-7.39110	0.000e+000	Wt Linear	
22 Acetonitrile	2500	2469	0.02490	0.010	1.22327	0.000e+000	Wt Linear	
23 Acrylonitrile	0.07853	0.07531	0.07531	0.010	4.09775	50.00000	Averaged	
24 Methyl tert-butyl ether	0.58587	0.62004	0.62004	0.010	-5.83254	50.00000	Averaged	
25 trans-1,2-Dichloroethene	0.31966	0.34113	0.34113	0.010	-6.71878	50.00000	Averaged	
26 Hexane	0.07149	0.08409	0.08409	0.010	-17.62496	20.00000	Averaged	
27 Vinyl acetate	0.34403	0.18553	0.18553	0.010	46.07210	50.00000	Averaged	
28 1,1-Dichloroethane	0.42867	0.44586	0.44586	0.100	-4.00926	50.00000	Averaged	
29 tert-Butyl Alcohol	0.01845	0.02119	0.02119	0.010	-14.88098	50.00000	Averaged	
30 2-Butanone	500	503	0.09285	0.010	-0.51373	0.000e+000	Wt Linear	
M 31 1,2-Dichloroethene (total)	0.32125	0.33810	0.33810	0.010	-5.24448	50.00000	Averaged	
32 cis-1,2-dichloroethene	0.32284	0.33506	0.33506	0.010	-3.78470	50.00000	Averaged	
33 2,2-Dichloropropane	0.30952	0.33523	0.33523	0.010	-8.30529	50.00000	Averaged	
34 Bromochloromethane	0.18454	0.19769	0.19769	0.010	-7.12286	50.00000	Averaged	
35 Chloroform	0.44523	0.46908	0.46908	0.010	-5.35832	20.00000	Averaged	
36 Tetrahydrofuran	250	281	0.07195	0.010	-12.57019	0.000e+000	Wt Linear	
37 1,1,1-Trichloroethane	0.44882	0.49771	0.49771	0.010	-10.89468	50.00000	Averaged	
38 1,1-Dichloropropene	0.33420	0.37320	0.37320	0.010	-11.67004	50.00000	Averaged	
39 Carbon Tetrachloride	0.47385	0.53780	0.53780	0.010	-13.49550	50.00000	Averaged	
40 1,2-Dichloroethane	0.31059	0.32353	0.32353	0.010	-4.16612	50.00000	Averaged	
41 Benzene	1.02248	1.05919	1.05919	0.010	-3.59028	50.00000	Averaged	
42 Trichloroethene	0.42555	0.47124	0.47124	0.010	-10.73762	50.00000	Averaged	
43 1,2-Dichloropropane	0.20503	0.21320	0.21320	0.010	-3.98105	20.00000	Averaged	
44 1,4-Dioxane	0.00209	0.00242	0.00242	0.010	-15.58589	50.00000	Averaged	<-
45 Dibromomethane	0.14095	0.14831	0.14831	0.010	-5.22246	50.00000	Averaged	
46 Bromodichloromethane	0.29592	0.30483	0.30483	0.010	-3.01093	50.00000	Averaged	
47 2-Chloroethyl vinyl ether	0.08685	0.08902	0.08902	0.010	-2.49447	50.00000	Averaged	

5A

VOLATILE ORGANIC GC/MS TUNING AND MASS CALIBRATION - BROMOFLUOROBENZENE (BFB)

Lab Name: TESTAMERICA-NORTH CANTON Contract:

Lab Code: TALCAN Case No.: SAS No.: SDG No.: 7L01179

Lab File ID: BFB8261 BFB Injection Date: 12/08/07

Instrument ID: A3UX8A BFB Injection Time: 1246

Matrix: (soil/water) SOIL Level: (low/med) LOW Column: (pack/cap) CAP

m/e	ION ABUNDANCE CRITERIA	% RELATIVE ABUNDANCE
50	15.0 - 40.0% of mass 95	22.1
75	30.0 - 60.0% of mass 95	48.4
95	Base Peak, 100% relative abundance	100.0
96	5.0 - 9.0% of mass 95	8.6
173	Less than 2.0% of mass 174	0.0 (0.0)1
174	50.0 - 100.0% of mass 95	66.0
175	5.0 - 9.0% of mass 174	4.3 (6.4)1
176	Greater than 95.0%, but less than 101.0% of mass 174	63.5 (96.2)1
177	5.0 - 9.0% of mass 176	3.7 (5.8)2

1-Value is % of mass 174 2-Value is % of mass 176

THIS TUNE APPLIES TO THE FOLLOWING SAMPLES, MS, MSD, BLANKS, AND STANDARDS:

	EPA SAMPLE NO.	LAB SAMPLE ID	LAB FILE ID	DATE ANALYZED	TIME ANALYZED
01	VSTD050	250NG-CC	UX86635	12/08/07	1328
02	VSTD050	250NG-A9CC	UX86636	12/08/07	1350
03	KDTNG-CHK	KDTNG1AC	UX86637	12/08/07	1412
04	KDTNG-CKDUP	KDTNG1AD	UX86638	12/08/07	1433
05	KDTNG-BLK	KDTNG1AA	UX86639	12/08/07	1455
06	SB-512-0810	KC9P71AG	UX86644	12/08/07	1644
07	SB-513-0001	KC9P81AG	UX86645	12/08/07	1705
08	SB-513-0406	KC9P91AG	UX86646	12/08/07	1727
09	SB-513-0810	KC9QA1AG	UX86647	12/08/07	1749
10	SB-509-0001	KC9QC1AG	UX86648	12/08/07	1810
11	SB-509-0406	KC9QH1AG	UX86649	12/08/07	1832
12	SB-509-0810	KC9QK1AG	UX86650	12/08/07	1853
13	SB-514-0001	KC9QM1AG	UX86651	12/08/07	1914
14	SB-514-0406	KC9QQ1AG	UX86652	12/08/07	1936
15	SB-514-0810	KC9QT1AG	UX86653	12/08/07	1957
16	SB-515-0001	KC9QX1AG	UX86654	12/08/07	2018
17	SB-515-0406	KC9Q21AG	UX86655	12/08/07	2040
18	SB-515-0406	KC9Q21DH	UX86656	12/08/07	2101
19	SB-515-0406	KC9Q21DJ	UX86657	12/08/07	2122
20					
21					
22					

Data File: \\cansvr11\dd\chem\MSV\a3ux8a.i\M71208A.b\UX86635.D
Report Date: 08-Dec-2007 14:09

TestAmerica North Canton

CONTINUING CALIBRATION COMPOUNDS

Instrument ID: a3ux8a.i Injection Date: 08-DEC-2007 13:28
Lab File ID: UX86635.D Init. Cal. Date(s): 03-DEC-2007 03-DEC-2007
Analysis Type: SOIL Init. Cal. Times: 17:41 22:18
Lab Sample ID: 250NG-CC Quant Type: ISTD
Method: \\cansvr11\dd\chem\MSV\a3ux8a.i\M71208A.b\8260SUX8.m

			CCAL	MIN		MAX	
COMPOUND	RRF / AMOUNT	RF250	RRF250	RRF	%D / %DRIFT	%D / %DRIFT	CURVE TYPE
$ 4 Dibromofluoromethane	0.30470	0.25052	0.25052	0.010	17.78304	50.00000	Averaged
$ 5 1,2-Dichloroethane-d4	250	225	0.19978	0.010	9.91714	0.000e+000	Wt Linear
$ 6 Toluene-d8	1.00069	0.86496	0.86496	0.010	13.56407	50.00000	Averaged
$ 7 Bromofluorobenzene	250	227	0.38314	0.010	9.30962	0.000e+000	Wt Linear
8 Dichlorodifluoromethane	250	246	0.20513	0.010	1.60667	0.000e+000	Wt Linear
9 Chloromethane	0.23796	0.23426	0.23426	0.100	1.55627	50.00000	Averaged
10 Vinyl Chloride	0.20873	0.21019	0.21019	0.010	-0.70044	20.00000	Averaged
11 Bromomethane	0.13546	0.12732	0.12732	0.010	6.00868	50.00000	Averaged
12 Chloroethane	0.11760	0.11353	0.11353	0.010	3.46207	50.00000	Averaged
13 Trichlorofluoromethane	250	247	0.34353	0.010	1.13965	0.000e+000	Wt Linear
15 Acrolein	0.03776	0.01881	0.01881	0.010	50.18204	50.00000	Averaged<-
16 Acetone	500	501	0.06806	0.010	-0.26385	0.000e+000	Wt Linear
17 1,1-Dichloroethene	0.26875	0.26355	0.26355	0.010	1.93420	20.00000	Averaged
18 Freon-113	0.23311	0.24975	0.24975	0.010	-7.13664	50.00000	Averaged
19 Iodomethane	0.55077	0.52575	0.52575	0.010	4.54338	50.00000	Averaged
20 Carbon Disulfide	0.71849	0.64951	0.64951	0.010	9.60103	50.00000	Averaged
21 Methylene Chloride	250	237	0.25972	0.010	5.19781	0.000e+000	Wt Linear
22 Acetonitrile	2500	2578	0.02598	0.010	-3.12182	0.000e+000	Wt Linear
23 Acrylonitrile	0.07853	0.07723	0.07723	0.010	1.65960	50.00000	Averaged
24 Methyl tert-butyl ether	0.58587	0.59499	0.59499	0.010	-1.55721	50.00000	Averaged
25 trans-1,2-Dichloroethene	0.31966	0.30936	0.30936	0.010	3.22230	50.00000	Averaged
26 Hexane	0.07149	0.07497	0.07497	0.010	-4.87376	20.00000	Averaged
27 Vinyl acetate	0.34403	0.16002	0.16002	0.010	53.48791	50.00000	Averaged<-
28 1,1-Dichloroethane	0.42867	0.41163	0.41163	0.100	3.97415	50.00000	Averaged
29 tert-Butyl Alcohol	0.01845	0.02059	0.02059	0.010	-11.58614	50.00000	Averaged
30 2-Butanone	500	539	0.09952	0.010	-7.86807	0.000e+000	Wt Linear
M 31 1,2-Dichloroethene (total)	0.32125	0.31039	0.31039	0.010	3.38031	50.00000	Averaged
32 cis-1,2-dichloroethene	0.32284	0.31142	0.31142	0.010	3.53676	50.00000	Averaged
33 2,2-Dichloropropane	0.30952	0.30037	0.30037	0.010	2.95781	50.00000	Averaged
34 Bromochloromethane	0.18454	0.18771	0.18771	0.010	-1.71542	50.00000	Averaged
35 Chloroform	0.44523	0.44865	0.44865	0.010	-0.76929	20.00000	Averaged
36 Tetrahydrofuran	250	274	0.07018	0.010	-9.71367	0.000e+000	Wt Linear
37 1,1,1-Trichloroethane	0.44882	0.46185	0.46185	0.010	-2.90468	50.00000	Averaged
38 1,1-Dichloropropene	0.33420	0.34668	0.34668	0.010	-3.73337	50.00000	Averaged
39 Carbon Tetrachloride	0.47385	0.51169	0.51169	0.010	-7.98511	50.00000	Averaged
40 1,2-Dichloroethane	0.31059	0.31849	0.31849	0.010	-2.54508	50.00000	Averaged
41 Benzene	1.02248	0.99120	0.99120	0.010	3.05882	50.00000	Averaged
42 Trichloroethene	0.42555	0.44171	0.44171	0.010	-3.79834	50.00000	Averaged
43 1,2-Dichloropropane	0.20503	0.20380	0.20380	0.010	0.60289	20.00000	Averaged
44 1,4-Dioxane	0.00209	0.00239	0.00239	0.010	-14.36995	50.00000	Averaged<-
45 Dibromomethane	0.14095	0.14665	0.14665	0.010	-4.04305	50.00000	Averaged
46 Bromodichloromethane	0.29592	0.30564	0.30564	0.010	-3.28253	50.00000	Averaged
47 2-Chloroethyl vinyl ether	0.08685	0.09476	0.09476	0.010	-9.10081	50.00000	Averaged

5A

VOLATILE ORGANIC GC/MS TUNING AND MASS CALIBRATION - BROMOFLUOROBENZENE (BFB)

Lab Name: TESTAMERICA-NORTH CANTON Contract:

Lab Code: TALCAN Case No.: SAS No.: SDG No.: 7L01179

Lab File ID: BFB8271 BFB Injection Date: 12/11/07

Instrument ID: A3UX8A BFB Injection Time: 1625

Matrix: (soil/water) SOIL Level: (low/med) LOW Column: (pack/cap) CAP

m/e	ION ABUNDANCE CRITERIA	% RELATIVE ABUNDANCE
50	15.0 - 40.0% of mass 95	17.1
75	30.0 - 60.0% of mass 95	41.7
95	Base Peak, 100% relative abundance	100.0
96	5.0 - 9.0% of mass 95	6.4
173	Less than 2.0% of mass 174	0.0 (0.0)1
174	50.0 - 100.0% of mass 95	98.7
175	5.0 - 9.0% of mass 174	7.6 (7.7)1
176	Greater than 95.0%, but less than 101.0% of mass 174	95.1 (96.4)1
177	5.0 - 9.0% of mass 176	6.5 (6.8)2

1-Value is % of mass 174 2-Value is % of mass 176

THIS TUNE APPLIES TO THE FOLLOWING SAMPLES, MS, MSD, BLANKS, AND STANDARDS:

	EPA SAMPLE NO.	LAB SAMPLE ID	LAB FILE ID	DATE ANALYZED	TIME ANALYZED
01	VSTD050	250NG-CC	UX86697	12/11/07	1646
02	VSTD050	250NG-A9CC	UX86698	12/11/07	1707
03	KD0XC-CHK	KD0XC1AC	UX86699	12/11/07	1729
04	KD0XC-CKDUP	KD0XC1AD	UX86700	12/11/07	1750
05	KD0XC-BLK	KD0XC1AA	UX86701	12/11/07	1812
06	SB-515-0810	KC9Q31AG	UX86726	12/12/07	0338
07					
08					
09					
10					
11					
12					
13					
14					
15					
16					
17					
18					
19					
20					
21					
22					

Data File: \\cansvr11\dd\chem\MSV\a3ux8a.i\M71211B.b\UX86697.D
Report Date: 11-Dec-2007 17:51

TestAmerica North Canton

CONTINUING CALIBRATION COMPOUNDS

Instrument ID: a3ux8a.i Injection Date: 11-DEC-2007 16:46
Lab File ID: UX86697.D Init. Cal. Date(s): 03-DEC-2007 03-DEC-2007
Analysis Type: SOIL Init. Cal. Times: 17:41 22:18
Lab Sample ID: 250NG-CC Quant Type: ISTD
Method: \\cansvr11\dd\chem\MSV\a3ux8a.i\M71211B.b\8260SUX8.m

COMPOUND	RRF / AMOUNT	RF250	CCAL RRF250	MIN RRF	%D / %DRIFT	MAX %D / %DRIFT	CURVE TYPE	
$ 4 Dibromofluoromethane	0.30470	0.25439	0.25439	0.010	16.51162	50.00000	Averaged	
$ 5 1,2-Dichloroethane-d4	250	219	0.19456	0.010	12.30309	0.000e+000	Wt Linear	
$ 6 Toluene-d8	1.00069	0.86561	0.86561	0.010	13.49873	50.00000	Averaged	
$ 7 Bromofluorobenzene	250	236	0.39919	0.010	5.46938	0.000e+000	Wt Linear	
8 Dichlorodifluoromethane	250	237	0.19779	0.010	5.08771	0.000e+000	Wt Linear	
9 Chloromethane	0.23796	0.22221	0.22221	0.100	6.62202	50.00000	Averaged	
10 Vinyl Chloride	0.20873	0.20486	0.20486	0.010	1.85259	20.00000	Averaged	
11 Bromomethane	0.13546	0.11402	0.11402	0.010	15.82908	50.00000	Averaged	
12 Chloroethane	0.11760	0.10566	0.10566	0.010	10.15753	50.00000	Averaged	
13 Trichlorofluoromethane	250	239	0.33136	0.010	4.58273	0.000e+000	Wt Linear	
15 Acrolein	0.03776	0.03380	0.03380	0.010	10.48993	50.00000	Averaged	
16 Acetone	500	588	0.07900	0.010	-17.57777	0.000e+000	Wt Linear	
17 1,1-Dichloroethene	0.26875	0.27183	0.27183	0.010	-1.14630	20.00000	Averaged	
18 Freon-113	0.23311	0.25326	0.25326	0.010	-8.64317	50.00000	Averaged	
19 Iodomethane	0.55077	0.54506	0.54506	0.010	1.03709	50.00000	Averaged	
20 Carbon Disulfide	0.71849	0.64790	0.64790	0.010	9.82520	50.00000	Averaged	
21 Methylene Chloride	250	244	0.26661	0.010	2.55732	0.000e+000	Wt Linear	
22 Acetonitrile	2500	2512	0.02533	0.010	-0.48701	0.000e+000	Wt Linear	
23 Acrylonitrile	0.07853	0.07682	0.07682	0.010	2.18492	50.00000	Averaged	
24 Methyl tert-butyl ether	0.58587	0.60073	0.60073	0.010	-2.53561	50.00000	Averaged	
25 trans-1,2-Dichloroethene	0.31966	0.32063	0.32063	0.010	-0.30511	50.00000	Averaged	
26 Hexane	0.07149	0.08181	0.08181	0.010	-14.43975	20.00000	Averaged	
27 Vinyl acetate	0.34403	0.37781	0.37781	0.010	-9.81609	50.00000	Averaged	
28 1,1-Dichloroethane	0.42867	0.41556	0.41556	0.100	3.05888	50.00000	Averaged	
29 tert-Butyl Alcohol	0.01845	0.02185	0.02185	0.010	-18.41617	50.00000	Averaged	
30 2-Butanone	500	554	0.10210	0.010	-10.71016	0.000e+000	Wt Linear	
M 31 1,2-Dichloroethene (total)	0.32125	0.31740	0.31740	0.010	1.19929	50.00000	Averaged	
32 cis-1,2-dichloroethene	0.32284	0.31416	0.31416	0.010	2.68886	50.00000	Averaged	
33 2,2-Dichloropropane	0.30952	0.29727	0.29727	0.010	3.96005	50.00000	Averaged	
34 Bromochloromethane	0.18454	0.18730	0.18730	0.010	-1.49291	50.00000	Averaged	
35 Chloroform	0.44523	0.43837	0.43837	0.010	1.54013	20.00000	Averaged	
36 Tetrahydrofuran	250	283	0.07246	0.010	-13.38653	0.000e+000	Wt Linear	
37 1,1,1-Trichloroethane	0.44882	0.47376	0.47376	0.010	-5.55768	50.00000	Averaged	
38 1,1-Dichloropropene	0.33420	0.34993	0.34993	0.010	-4.70603	50.00000	Averaged	
39 Carbon Tetrachloride	0.47385	0.52111	0.52111	0.010	-9.97371	50.00000	Averaged	
40 1,2-Dichloroethane	0.31059	0.30967	0.30967	0.010	0.29509	50.00000	Averaged	
41 Benzene	1.02248	0.99783	0.99783	0.010	2.41061	50.00000	Averaged	
42 Trichloroethene	0.42555	0.45312	0.45312	0.010	-6.47807	50.00000	Averaged	
43 1,2-Dichloropropane	0.20503	0.20388	0.20388	0.010	0.56265	20.00000	Averaged	
44 1,4-Dioxane	0.00209	0.00237	0.00237	0.010	-13.31336	50.00000	Averaged	<-
45 Dibromomethane	0.14095	0.14399	0.14399	0.010	-2.15449	50.00000	Averaged	
46 Bromodichloromethane	0.29592	0.29401	0.29401	0.010	0.64799	50.00000	Averaged	
47 2-Chloroethyl vinyl ether	0.08685	0.08924	0.08924	0.010	-2.74420	50.00000	Averaged	

5A

VOLATILE ORGANIC GC/MS TUNING AND MASS CALIBRATION - BROMOFLUOROBENZENE (BFB)

Lab Name: TESTAMERICA-NORTH CANTON Contract:

Lab Code: TALCAN Case No.: SAS No.: SDG No.: 7L01179

Lab File ID: BFB8273 BFB Injection Date: 12/12/07

Instrument ID: A3UX8A BFB Injection Time: 1252

Matrix: (soil/water) SOIL Level: (low/med) LOW Column: (pack/cap) CAP

m/e	ION ABUNDANCE CRITERIA	% RELATIVE ABUNDANCE
50	15.0 - 40.0% of mass 95	17.2
75	30.0 - 60.0% of mass 95	40.3
95	Base Peak, 100% relative abundance	100.0
96	5.0 - 9.0% of mass 95	6.4
173	Less than 2.0% of mass 174	0.0 (0.0)1
174	50.0 - 100.0% of mass 95	91.4
175	5.0 - 9.0% of mass 174	6.6 (7.2)1
176	Greater than 95.0%, but less than 101.0% of mass 174	87.1 (95.3)1
177	5.0 - 9.0% of mass 176	5.8 (6.7)2

1-Value is % of mass 174 2-Value is % of mass 176

THIS TUNE APPLIES TO THE FOLLOWING SAMPLES, MS, MSD, BLANKS, AND STANDARDS:

	EPA SAMPLE NO.	LAB SAMPLE ID	LAB FILE ID	DATE ANALYZED	TIME ANALYZED
01	VSTD050	250NG-CC	UX86731	12/12/07	1335
02	VSTD050	250NG-A9CC	UX86732	12/12/07	1356
03	KD168-CHK	KD1681AC	UX86733	12/12/07	1417
04	KD168-CKDUP	KD1681AD	UX86734	12/12/07	1439
05	KD168-BLK	KD1681AA	UX86735	12/12/07	1500
06	DUP-05	KC9Q51AG	UX86741	12/12/07	1711
07	DUP-06	KC9Q61AG	UX86742	12/12/07	1732
08					
09					
10					
11					
12					
13					
14					
15					
16					
17					
18					
19					
20					
21					
22					

Data File: \\cansvr11\dd\chem\MSV\a3ux8a.i\M71212A.b\UX86731.D
Report Date: 12-Dec-2007 14:20

TestAmerica North Canton

CONTINUING CALIBRATION COMPOUNDS

Instrument ID: a3ux8a.i Injection Date: 12-DEC-2007 13:35
Lab File ID: UX86731.D Init. Cal. Date(s): 03-DEC-2007 03-DEC-2007
Analysis Type: SOIL Init. Cal. Times: 17:41 22:18
Lab Sample ID: 250NG-CC Quant Type: ISTD
Method: \\cansvr11\dd\chem\MSV\a3ux8a.i\M71212A.b\8260SUX8.m

COMPOUND	RRF / AMOUNT	RF250	CCAL RRF250	MIN RRF	%D / %DRIFT	MAX %D / %DRIFT	CURVE TYPE
$ 4 Dibromofluoromethane	0.30470	0.24714	0.24714	0.010	18.89082	50.00000	Averaged
$ 5 1,2-Dichloroethane-d4	250	218	0.19312	0.010	12.95960	0.000e+000	Wt Linear
$ 6 Toluene-d8	1.00069	0.86789	0.86789	0.010	13.27114	50.00000	Averaged
$ 7 Bromofluorobenzene	250	235	0.39771	0.010	5.82429	0.000e+000	Wt Linear
8 Dichlorodifluoromethane	250	223	0.18589	0.010	10.72263	0.000e+000	Wt Linear
9 Chloromethane	0.23796	0.22271	0.22271	0.100	6.41124	50.00000	Averaged
10 Vinyl Chloride	0.20873	0.19468	0.19468	0.010	6.73341	20.00000	Averaged
11 Bromomethane	0.13546	0.12553	0.12553	0.010	7.33348	50.00000	Averaged
12 Chloroethane	0.11760	0.11302	0.11302	0.010	3.89550	50.00000	Averaged
13 Trichlorofluoromethane	250	238	0.33086	0.010	4.72332	0.000e+000	Wt Linear
15 Acrolein	0.03776	0.03087	0.03087	0.010	18.25001	50.00000	Averaged
16 Acetone	500	515	0.06980	0.010	-3.01046	0.000e+000	Wt Linear
17 1,1-Dichloroethene	0.26875	0.26044	0.26044	0.010	3.09347	20.00000	Averaged
18 Freon-113	0.23311	0.24013	0.24013	0.010	-3.00845	50.00000	Averaged
19 Iodomethane	0.55077	0.51233	0.51233	0.010	6.97969	50.00000	Averaged
20 Carbon Disulfide	0.71849	0.64783	0.64783	0.010	9.83527	50.00000	Averaged
21 Methylene Chloride	250	241	0.26401	0.010	3.55409	0.000e+000	Wt Linear
22 Acetonitrile	2500	2465	0.02485	0.010	1.41512	0.000e+000	Wt Linear
23 Acrylonitrile	0.07853	0.07412	0.07412	0.010	5.61809	50.00000	Averaged
24 Methyl tert-butyl ether	0.58587	0.56092	0.56092	0.010	4.25856	50.00000	Averaged
25 trans-1,2-Dichloroethene	0.31966	0.31012	0.31012	0.010	2.98301	50.00000	Averaged
26 Hexane	0.07149	0.07592	0.07592	0.010	-6.20703	20.00000	Averaged
27 Vinyl acetate	0.34403	0.34148	0.34148	0.010	0.74265	50.00000	Averaged
28 1,1-Dichloroethane	0.42887	0.40670	0.40670	0.100	5.12382	50.00000	Averaged
29 tert-Butyl Alcohol	0.01845	0.01705	0.01705	0.010	7.59021	50.00000	Averaged
30 2-Butanone	500	495	0.09151	0.010	0.97009	0.000e+000	Wt Linear
M 31 1,2-Dichloroethene (total)	0.32125	0.30638	0.30638	0.010	4.62680	50.00000	Averaged
32 cis-1,2-dichloroethene	0.32284	0.30265	0.30265	0.010	6.25440	50.00000	Averaged
33 2,2-Dichloropropane	0.30952	0.28034	0.28034	0.010	9.42936	50.00000	Averaged
34 Bromochloromethane	0.18454	0.18029	0.18029	0.010	2.30645	50.00000	Averaged
35 Chloroform	0.44523	0.42965	0.42965	0.010	3.49761	20.00000	Averaged
36 Tetrahydrofuran	250	243	0.06232	0.010	2.93021	0.000e+000	Wt Linear
37 1,1,1-Trichloroethane	0.44882	0.44840	0.44840	0.010	0.09307	50.00000	Averaged
38 1,1-Dichloropropene	0.33420	0.33672	0.33672	0.010	-0.75382	50.00000	Averaged
39 Carbon Tetrachloride	0.47385	0.48844	0.48844	0.010	-3.08033	50.00000	Averaged
40 1,2-Dichloroethane	0.31059	0.30300	0.30300	0.010	2.44256	50.00000	Averaged
41 Benzene	1.02248	0.98803	0.98803	0.010	3.36844	50.00000	Averaged
42 Trichloroethene	0.42555	0.43062	0.43062	0.010	-1.19247	50.00000	Averaged
43 1,2-Dichloropropane	0.20503	0.20413	0.20413	0.010	0.43931	20.00000	Averaged
44 1,4-Dioxane	0.00209	0.00200	0.00200	0.010	4.06647	50.00000	Averaged <-
45 Dibromomethane	0.14095	0.14081	0.14081	0.010	0.09531	50.00000	Averaged
46 Bromodichloromethane	0.29592	0.28959	0.28959	0.010	2.14046	50.00000	Averaged
47 2-Chloroethyl vinyl ether	0.08685	0.08923	0.08923	0.010	-2.73006	50.00000	Averaged

5A

VOLATILE ORGANIC GC/MS TUNING AND MASS CALIBRATION - BROMOFLUOROBENZENE (BFB)

Lab Name: TESTAMERICA-NORTH CANTON Contract:

Lab Code: TALCAN Case No.: SAS No.: SDG No.: 7L01179

Lab File ID: BFB8274 BFB Injection Date: 12/13/07

Instrument ID: A3UX8A BFB Injection Time: 1145

Matrix: (soil/water) SOIL Level: (low/med) LOW Column: (pack/cap) CAP

m/e	ION ABUNDANCE CRITERIA	% RELATIVE ABUNDANCE
50	15.0 - 40.0% of mass 95	17.4
75	30.0 - 60.0% of mass 95	42.4
95	Base Peak, 100% relative abundance	100.0
96	5.0 - 9.0% of mass 95	7.1
173	Less than 2.0% of mass 174	0.0 (0.0)1
174	50.0 - 100.0% of mass 95	99.4
175	5.0 - 9.0% of mass 174	6.8 (6.8)1
176	Greater than 95.0%, but less than 101.0% of mass 174	97.3 (97.8)1
177	5.0 - 9.0% of mass 176	6.0 (6.2)2

1-Value is % of mass 174 2-Value is % of mass 176

THIS TUNE APPLIES TO THE FOLLOWING SAMPLES, MS, MSD, BLANKS, AND STANDARDS:

	EPA SAMPLE NO.	LAB SAMPLE ID	LAB FILE ID	DATE ANALYZED	TIME ANALYZED
01	VSTD050	250NG-CC	UX86764	12/13/07	1230
02	VSTD050	250NG-A9CC	UX86765	12/13/07	1252
03	KD5WN-CHK	KD5WN1AC	UX86766	12/13/07	1313
04	KD5WN-CKDUP	KD5WN1AD	UX86767	12/13/07	1335
05	KD5WN-BLL	KD5WN1AA	UX86768	12/13/07	1357
06	SB-517-0001	KC9Q81AG	UX86771	12/13/07	1501
07	SB-519-0406	KC9RN1AG	UX86779	12/13/07	1753
08	SB-519-0810	KC9RQ1AG	UX86780	12/13/07	1814
09	SB-516-0001	KC9RR1AG	UX86781	12/13/07	1836
10	SB-520-0001	KC9RV1AG	UX86782	12/13/07	1857
11	SB-520-0406	KC9R01AG	UX86783	12/13/07	1919
12	SB-520-0810	KC9R11AG	UX86784	12/13/07	1941
13	SB-517-0406	KC9RA1AG	UX86785	12/13/07	2002
14	SB-517-0810	KC9RC1AG	UX86786	12/13/07	2023
15	SB-518-0001	KC9RG1AG	UX86787	12/13/07	2045
16	SB-518-0406	KC9RJ1AG	UX86788	12/13/07	2106
17	SB-518-0810	KC9RK1AG	UX86789	12/13/07	2128
18	SB-519-0001	KC9RL1AG	UX86790	12/13/07	2149
19					
20					
21					
22					

Data File: \\cansvr11\dd\chem\MSV\a3ux8a.i\M71213A.b\UX86764.D
Report Date: 13-Dec-2007 13:11

TestAmerica North Canton

CONTINUING CALIBRATION COMPOUNDS

Instrument ID: a3ux8a.i Injection Date: 13-DEC-2007 12:30
Lab File ID: UX86764.D Init. Cal. Date(s): 03-DEC-2007 03-DEC-2007
Analysis Type: SOIL Init. Cal. Times: 17:41 22:18
Lab Sample ID: 250NG-CC Quant Type: ISTD
Method: \\cansvr11\dd\chem\MSV\a3ux8a.i\M71213A.b\8260SUX8.m

COMPOUND	RRF / AMOUNT	RF250	CCAL RRF250	MIN RRF	%D / %DRIFT	MAX %D / %DRIFT	CURVE TYPE	
$ 4 Dibromofluoromethane	0.30470	0.25968	0.25968	0.010	14.77803	50.00000	Averaged	
$ 5 1,2-Dichloroethane-d4	250	243	0.21572	0.010	2.63959	0.000e+000	Wt Linear	
$ 6 Toluene-d8	1.00069	0.90233	0.90233	0.010	9.82908	50.00000	Averaged	
$ 7 Bromofluorobenzene	250	222	0.37490	0.010	11.28383	0.000e+000	Wt Linear	
8 Dichlorodifluoromethane	250	215	0.17908	0.010	13.94683	0.000e+000	Wt Linear	
9 Chloromethane	0.23796	0.21815	0.21815	0.100	8.32472	50.00000	Averaged	
10 Vinyl Chloride	0.20873	0.19060	0.19060	0.010	8.68727	20.00000	Averaged	
11 Bromomethane	0.13546	0.12375	0.12375	0.010	8.64589	50.00000	Averaged	
12 Chloroethane	0.11760	0.11221	0.11221	0.010	4.58691	50.00000	Averaged	
13 Trichlorofluoromethane	250	236	0.32738	0.010	5.70836	0.000e+000	Wt Linear	
15 Acrolein	0.03776	0.03088	0.03088	0.010	18.21816	50.00000	Averaged	
16 Acetone	500	562	0.07577	0.010	-12.47332	0.000e+000	Wt Linear	
17 1,1-Dichloroethene	0.26875	0.25779	0.25779	0.010	4.07706	20.00000	Averaged	
18 Freon-113	0.23311	0.23525	0.23525	0.010	-0.91491	50.00000	Averaged	
19 Iodomethane	0.55077	0.49570	0.49570	0.010	9.99987	50.00000	Averaged	
20 Carbon Disulfide	0.71849	0.63579	0.63579	0.010	11.51127	50.00000	Averaged	
21 Methylene Chloride	250	233	0.25542	0.010	6.84514	0.000e+000	Wt Linear	
22 Acetonitrile	2500	2588	0.02608	0.010	-3.52363	0.000e+000	Wt Linear	
23 Acrylonitrile	0.07853	0.08030	0.08030	0.010	-2.25075	50.00000	Averaged	
24 Methyl tert-butyl ether	0.58587	0.60090	0.60090	0.010	-2.56520	50.00000	Averaged	
25 trans-1,2-Dichloroethene	0.31966	0.31702	0.31702	0.010	0.82507	50.00000	Averaged	
26 Hexane	0.07149	0.08022	0.08022	0.010	-12.22005	20.00000	Averaged	
27 Vinyl acetate	0.34403	0.33998	0.33998	0.010	1.17989	50.00000	Averaged	
28 1,1-Dichloroethane	0.42867	0.41378	0.41378	0.100	3.47337	50.00000	Averaged	
29 tert-Butyl Alcohol	0.01845	0.02094	0.02094	0.010	-13.48022	50.00000	Averaged	
30 2-Butanone	500	569	0.10496	0.010	-13.86824	0.000e+000	Wt Linear	
M 31 1,2-Dichloroethene (total)	0.32125	0.31375	0.31375	0.010	2.33416	50.00000	Averaged	
32 cis-1,2-dichloroethene	0.32284	0.31048	0.31048	0.010	3.82837	50.00000	Averaged	
33 2,2-Dichloropropane	0.30952	0.27592	0.27592	0.010	10.85747	50.00000	Averaged	
34 Bromochloromethane	0.18454	0.18785	0.18785	0.010	-1.79365	50.00000	Averaged	
35 Chloroform	0.44523	0.44458	0.44458	0.010	0.14493	20.00000	Averaged	
36 Tetrahydrofuran	250	290	0.07409	0.010	-16.00875	0.000e+000	Wt Linear	
37 1,1,1-Trichloroethane	0.44882	0.45888	0.45888	0.010	-2.24305	50.00000	Averaged	
38 1,1-Dichloropropene	0.33420	0.34917	0.34917	0.010	-4.47976	50.00000	Averaged	
39 Carbon Tetrachloride	0.47385	0.50272	0.50272	0.010	-6.09296	50.00000	Averaged	
40 1,2-Dichloroethane	0.31059	0.32472	0.32472	0.010	-4.55017	50.00000	Averaged	
41 Benzene	1.02248	1.02152	1.02152	0.010	0.09369	50.00000	Averaged	
42 Trichloroethene	0.42555	0.44031	0.44031	0.010	-3.46770	50.00000	Averaged	
43 1,2-Dichloropropane	0.20503	0.21224	0.21224	0.010	-3.51673	20.00000	Averaged	
44 1,4-Dioxane	0.00209	0.00247	0.00247	0.010	-18.17246	50.00000	Averaged	<-
45 Dibromomethane	0.14095	0.15151	0.15151	0.010	-7.49427	50.00000	Averaged	
46 Bromodichloromethane	0.29592	0.30587	0.30587	0.010	-3.36124	50.00000	Averaged	
47 2-Chloroethyl vinyl ether	0.08685	0.09778	0.09778	0.010	-12.57900	50.00000	Averaged	

CALCULATION WORKSHEET

CLIENT: LOCKHEED MIDDLE RIVER	**SDG No.** 7L01179
SUBJECT: EXAMPLE CALCULATION - VOCS IN SOIL	
BY: T. JACKMAN	**DATE:** 02/01/08

Sample ID = SB-515-0406
Concentration = 3.5 ug/kg (Vinyl Chloride)

EQUATION:

$$C_s = \frac{A_x \times Is \times Df}{A_{is} \times RRF \times W_s \times D}$$

Where:

C_s	=	analyte concentration in soil		ug/kg
A_x	=	analyte response	=	12556
Is	=	amount of internal standard	=	250 ng
Df	=	dilution factor	=	1
A_{is}	=	response of internal standard	=	1030949
RRF	=	response factor of analyte	=	0.20873
W_s	=	weight of sample	=	5 g
D	=	percent solids	=	0.83 g

Therefore: Vinyl chloride concentration in soil =

$$\frac{12556 \times 250ng \times 1}{1030949 \times 0.20873 \times 5g \times 0.83g}$$

C_w = **3.5 ug/kg**

Tetra Tech NUS, Inc

Client Sample ID: SB-515-0406

GC/MS Volatiles

Lot-Sample #...: A7L010179-021 **Work Order #...:** KC9Q21AG **Matrix.....:** SO
Date Sampled...: 11/29/07 13:35 **Date Received..:** 12/01/07
Prep Date.....: 12/08/07 **Analysis Date..:** 12/08/07
Prep Batch #...: 7344306
Dilution Factor: 1 **Initial Wgt/Vol:** 5 g **Final Wgt/Vol..:** 5 mL
% Moisture.....: 17 **Method.....:** SW846 8260B

PARAMETER	RESULT	REPORTING LIMIT	UNITS	MDL
Diisopropyl Ether (DIPE)	ND	12	ug/kg	1.8
1,2,3-Trimethylbenzene	ND	6.1	ug/kg	0.21
Ethyl-t-Butyl Ether (ETBE)	ND	6.1	ug/kg	0.27
Tert-amyl methyl ether (TAME)	ND	6.1	ug/kg	0.45
Dichlorodifluoromethane	ND	6.1	ug/kg	0.61
cis-1,2-Dichloroethylene	**9.7**	**6.1**	**ug/kg**	**0.44**
trans-1,2-Dichloroethylene	ND	6.1	ug/kg	0.50
Trichlorofluoromethane	ND	6.1	ug/kg	0.41
o-Xylene	ND	6.1	ug/kg	0.42
m-Xylene & p-Xylene	ND	12	ug/kg	1.5
Bromobenzene	ND	6.1	ug/kg	0.86
Bromochloromethane	ND	6.1	ug/kg	0.86
n-Butylbenzene	ND	6.1	ug/kg	0.28
sec-Butylbenzene	ND	6.1	ug/kg	0.22
tert-Butylbenzene	ND	6.1	ug/kg	0.35
1,2-Dibromo-3-chloro-propane	ND	12	ug/kg	1.6
2-Chloroethyl vinyl ether	ND	12	ug/kg	1.7
2-Chlorotoluene	ND	6.1	ug/kg	0.48
4-Chlorotoluene	ND	6.1	ug/kg	0.50
1,2-Dibromoethane	ND	6.1	ug/kg	0.61
Dibromomethane	ND	6.1	ug/kg	0.76
1,2-Dichlorobenzene	ND	6.1	ug/kg	0.44
1,3-Dichlorobenzene	ND	6.1	ug/kg	0.42
1,4-Dichlorobenzene	ND	6.1	ug/kg	0.80
1,3-Dichloropropane	ND	6.1	ug/kg	0.41
2,2-Dichloropropane	ND	6.1	ug/kg	1.1
1,1-Dichloropropene	ND	6.1	ug/kg	0.36
Hexachlorobutadiene	ND	6.1	ug/kg	1.5
Isopropylbenzene	ND	6.1	ug/kg	0.19
p-Isopropyltoluene	ND	6.1	ug/kg	0.25
tert-Butyl alcohol	ND	120	ug/kg	9.2
Naphthalene	ND	6.1	ug/kg	0.23
n-Propylbenzene	ND	6.1	ug/kg	0.48
1,1,1,2-Tetrachloroethane	ND	6.1	ug/kg	0.75
1,2,3-Trichlorobenzene	ND	6.1	ug/kg	0.46
1,2,4-Trichloro-benzene	ND	6.1	ug/kg	0.33

(Continued on next page)

Tetra Tech NUS, Inc

Client Sample ID: SB-515-0406

GC/MS Volatiles

Lot-Sample #...: A7L010179-021 Work Order #...: KC9Q21AG Matrix.....: SO

PARAMETER	RESULT	REPORTING LIMIT	UNITS	MDL
1,2,3-Trichloropropane	ND	6.1	ug/kg	1.1
1,1,2-Trichloro-1,2,2-trifluoroethane	ND	6.1	ug/kg	1.6
1,2,4-Trimethylbenzene	ND	6.1	ug/kg	0.79
Vinyl acetate	ND	12	ug/kg	0.30
Methyl tert-butyl ether	ND	12	ug/kg	0.52
Chloromethane	ND	6.1	ug/kg	0.50
Bromomethane	ND	6.1	ug/kg	0.65
Vinyl chloride	**3.5 J**	**6.1**	**ug/kg**	**0.47**
Chloroethane	ND	6.1	ug/kg	1.0
Methylene chloride	**5.5 J,B**	**6.1**	**ug/kg**	**0.81**
Acetone	**16**	**12**	**ug/kg**	**7.6**
Carbon disulfide	ND	6.1	ug/kg	0.53
1,1-Dichloroethene	ND	6.1	ug/kg	0.63
1,1-Dichloroethane	**0.69 J**	**6.1**	**ug/kg**	**0.44**
Chloroform	ND	6.1	ug/kg	0.35
1,2-Dichloroethane	ND	6.1	ug/kg	0.41
2-Butanone	ND	12	ug/kg	1.7
1,1,1-Trichloroethane	ND	6.1	ug/kg	0.68
Carbon tetrachloride	ND	6.1	ug/kg	0.45
Bromodichloromethane	ND	6.1	ug/kg	0.34
1,2-Dichloropropane	ND	6.1	ug/kg	0.84
cis-1,3-Dichloropropene	ND	6.1	ug/kg	0.41
Trichloroethene	ND	6.1	ug/kg	0.51
Dibromochloromethane	ND	6.1	ug/kg	0.67
Benzene	ND	6.1	ug/kg	0.28
trans-1,3-Dichloropropene	ND	6.1	ug/kg	0.65
Bromoform	ND	6.1	ug/kg	0.40
4-Methyl-2-pentanone	ND	12	ug/kg	0.65
2-Hexanone	ND	12	ug/kg	0.76
Tetrachloroethene	ND	6.1	ug/kg	0.63
1,1,2,2-Tetrachloroethane	ND	6.1	ug/kg	0.41
Toluene	ND	6.1	ug/kg	0.33
Chlorobenzene	ND	6.1	ug/kg	0.40
Ethylbenzene	ND	6.1	ug/kg	0.31
Styrene	ND	6.1	ug/kg	0.18
Xylenes (total)	ND	12	ug/kg	0.81

SURROGATE	PERCENT RECOVERY	RECOVERY LIMITS
Dibromofluoromethane	81	(59 - 138)
1,2-Dichloroethane-d4	88	(61 - 130)
Toluene-d8	84	(60 - 143)
4-Bromofluorobenzene	84	(47 - 158)

(Continued on next page)

Data File: \\cansvr11\dd\chem\MSV\a3ux8a.i\M71208A.b\UX86655.D
Report Date: 17-Dec-2007 18:11

TestAmerica North Canton

VOLATILE REPORT SW-846 Method

Data file : \\cansvr11\dd\chem\MSV\a3ux8a.i\M71208A.b\UX86655.D
Lab Smp Id: KC9Q21AG Client Smp ID: SB-515-0406
Inj Date : 08-DEC-2007 20:40
Operator : 402279 Inst ID: a3ux8a.i
Smp Info : KC9Q21AG,5G/5ML
Misc Info : M71208A,8260SUX8,,402279
Comment :
Method : \\cansvr11\dd\chem\MSV\a3ux8a.i\M71208A.b\8260SUX8.m
Meth Date : 08-Dec-2007 14:12 latat Quant Type: ISTD
Cal Date : 03-DEC-2007 21:14 Cal File: UX86485.D
Als bottle: 22
Dil Factor: 1.00000
Integrator: HP RTE Compound Sublist: 4-8260+ix.sub
Target Version: 4.14
Processing Host: CANPMSV15

Concentration Formula: Amt * DF * 1/Vo * CpndVariable

Name	Value	Description
DF	1.000	Dilution Factor
Vo	5.000	Sample Volume
Va	100.000	Injection Volume
Cpnd Variable		Local Compound Variable

	Compounds	QUANT SIG MASS	RT	EXP RT	REL RT	RESPONSE	CONCENTRATIONS ON-COLUMN (ng)	FINAL (UG/KG)
* 1	Fluorobenzene	96	5.308	5.311	(1.000)	1030949	250.000	
* 2	Chlorobenzene-d5	117	7.851	7.848	(1.000)	874161	250.000	
* 3	1,4-Dichlorobenzene-d4	152	10.047	10.044	(1.000)	386298	250.000	
$ 4	Dibromofluoromethane	113	4.791	4.788	(0.903)	254088	202.213	40.442
$ 5	1,2-Dichloroethane-d4	65	5.059	5.056	(0.953)	200705	219.380	43.876
$ 6	Toluene-d8	98	6.586	6.583	(1.241)	868901	210.558	42.112
$ 7	Bromofluorobenzene	95	8.934	8.931	(1.138)	310150	209.764	41.953
8	Dichlorodifluoromethane	85	Compound Not Detected.					
9	Chloromethane	50	Compound Not Detected.					
10	Vinyl Chloride	62	1.963	1.959	(0.370)	12556	14.5871	2.917
11	Bromomethane	94	Compound Not Detected.					
12	Chloroethane	64	Compound Not Detected.					
13	Trichlorofluoromethane	101	Compound Not Detected.					
15	Acrolein	56	Compound Not Detected.					
16	Acetone	43	3.106	3.103	(0.585)	26855	65.5390	13.108
17	1,1-Dichloroethene	96	Compound Not Detected.					
18	Freon-113	151	Compound Not Detected.					
19	Iodomethane	142	Compound Not Detected.					
20	Carbon Disulfide	76	Compound Not Detected.					
21	Methylene Chloride	84	3.447	3.444	(0.649)	37439	22.8940	4.579

Report Date : 04-Dec-2007 11:19

TestAmerica North Canton

INITIAL CALIBRATION DATA

Start Cal Date : 03-DEC-2007 17:41
End Cal Date : 03-DEC-2007 22:18
Quant Method : ISTD
Origin : Disabled
Target Version : 4.14
Integrator : HP RTE
Method file : \\cansvr11\dd\chem\MSV\a3ux8a.i\M71203A-IC.b\8260SUX8.m
Last Edit : 04-Dec-2007 10:57 latat
Curve Type : Average

Calibration File Names:
Level 1: \\cansvr11\dd\chem\MSV\a3ux8a.i\M71203A-IC.b\UX86482.D
Level 2: \\cansvr11\dd\chem\MSV\a3ux8a.i\M71203A-IC.b\UX86481.D
Level 3: \\cansvr11\dd\chem\MSV\a3ux8a.i\M71203A-IC.b\UX86488.D
Level 4: \\cansvr11\dd\chem\MSV\a3ux8a.i\M71203A-IC.b\UX86487.D
Level 5: \\cansvr11\dd\chem\MSV\a3ux8a.i\M71203A-IC.b\UX86486.D
Level 6: \\cansvr11\dd\chem\MSV\a3ux8a.i\M71203A-IC.b\UX86485.D
Level 7: \\cansvr11\dd\chem\MSV\a3ux8a.i\M71203A-IC.b\UX86484.D
Level 8: \\cansvr11\dd\chem\MSV\a3ux8a.i\M71203A-IC.b\UX86483.D

Compound	5.000 Level 1	10.000 Level 2	25.000 Level 3	50.000 Level 4	100.000 Level 5	250.000 Level 6	RRF	% RSD
	500.000 Level 7	1000.000 Level 8						
8 Dichlorodifluoromethane	0.13210	0.11579	0.19992	0.19258	0.18131	0.19905		
	0.20688	0.21594					0.18045	20.254
9 Chloromethane	0.21352	0.23238	0.26027	0.23510	0.23231	0.24389		
	0.23332	0.25292					0.23796	6.041
10 Vinyl Chloride	0.15752	0.17169	0.23596	0.22202	0.20433	0.22332		
	0.22427	0.23073					0.20873	13.874
11 Bromomethane	0.16660	0.13324	0.14876	0.12752	0.13260	0.14214		
	0.12504	0.10778					0.13546	12.915
12 Chloroethane	0.09883	0.10213	0.12974	0.12176	0.11725	0.13000		
	0.12043	0.12070					0.11760	9.789
13 Trichlorofluoromethane	0.16942	0.19271	0.30704	0.27553	0.28174	0.33615		
	0.33736	0.36642					0.28330	24.755
14 Dichlorofluoromethane	+++++	+++++	0.29280	0.31356	0.29938	0.29890		
	0.29991	0.29728					0.30030	2.327
15 Acrolein	0.03634	0.04003	0.04271	0.03550	0.03443	0.03965		
	0.03624	0.03720					0.03776	7.362

SW846 8270C SURROGATE RECOVERY

Lab Name: TestAmerica Laboratories, Inc. Client: Tetra Tech NUS, Inc

Lab Code: TALCAN SDG No: 7L01179

Lot #: A7L010179

Extraction: XXA13QL01

2-2nd out

2 acids

	CLIENT ID.	SRG01	SRG02	SRG03	SRG04	SRG05	SRG06	TOT OUT
01	SB-510-0001	32	39	96	51	41	57	00
02	SB-510-0406	10 *	21 *	71	23 *	14 *	51	04
03	SB-510-0810	41	38	68	52	51	55	00
04	DUP-04 RE-1	65	70	96	59	60	87	00
05	SB-511-0001 RE-1	36	55	82	40	33	68	00
06	SB-511-0406 RE-1	43	58	82	47	44	74	00
07	SB-511-0810 RE-1	74	73	99	63	68	91	00
08	SB-512-0001	28	34	69	40	37	44	00
09	SB-512-0406 RE-1	65	66	91	60	62	85	00
10	SB-512-0810	57	62	79	67	69	64	00
11	SB-513-0001	52	55	74	54	58	61	00
12	SB-513-0406	36	37	83	45	46	61	00
13	SB-513-0810	64	59	94	72	78	72	00
14	SB-509-0001 RE-1	33	55	93	40	30	32	00
15	SB-509-0406 RE-1	55	66	88	54	53	75	00
16	SB-509-0810	39	46	73	49	47	55	00
17	SB-514-0001	53	53	81	56	59	60	00
18	SB-514-0406	27	29 *	65	36	34	41	01
19	SB-514-0810	49	49	79	57	60	55	00
20	SB-515-0001 RE-1	68	69	82	56	60	78	00
21	METHOD BLK. KDA671AA	45	55	82	67	65	64	00
22	METHOD BLK. KDM061AA	65	68	95	59	62	74	00
23	LCS KDA671AC	58	63	83	59	64	66	00
24	LCS KDM061AC	64	71	82	60	71	83	00
25	SB-510-0406 D	43	49	72	55	55	58	00
26	DUP-04 D	55	65	83	55	51	81	00
27	SB-510-0406 S	2.2*	15 *	63	11 *	2.8*	53	04

\# Column to be used to flag recovery values
* Values outside of required QC Limits.
D System monitoring Compound diluted out

FORM II

SW846 8270C MATRIX SPIKE/MATRIX SPIKE DUPLICATE RECOVERY

Lab Name: TestAmerica Laboratories, Inc. Client: Tetra Tech NUS, Inc

Lab Code: TALCAN SDG No: 7L01179

Matrix Spike ID: SB-510-0406

Lot #: A7L010179 WO #: KC9PT1A4
BATCH: 7337292

COMPOUND	SPIKE ADDED (ug/kg)	SAMPLE CONCENT. (ug/kg)	MS CONCENT. (ug/kg)	MS % REC	LIMITS REC	QUAL
1,2,4-Trichlorobenzene	770	ND	0.0	0*	33 - 110	a
Acenaphthene	770	ND	220	28	10 - 200	
2,4-Dinitrotoluene	770	ND	330	43	42 - 118	
Pyrene	770	ND	460	60	10 - 200	
N-Nitrosodi-n-propylamine	770	ND	56	7*	30 - 121	a
1,4-Dichlorobenzene	770	ND	0.0	0*	26 - 110	a
Pentachlorophenol	770	ND	400	52	10 - 182	
Phenol	770	ND	78	10	10 - 144	
2-Chlorophenol	770	ND	33	4*	32 - 110	a
4-Chloro-3-methylphenol	770	ND	280	37	32 - 117	
4-Nitrophenol	770	ND	270	35	10 - 125	

NOT included in SVOC Analysis

NOTES(S):

a Spiked analyte recovery is outside stated control limits.

Results and reporting limits have been adjusted for dry weight.

Column to be used to flag recovery and RPD values with an asterisk
* Values outside of QC limits

RPD: 0 out of 0 outside limits
Spike Recovery: 4 out of 11 outside limits

COMMENTS:

FORM III

SW846 8270C MATRIX SPIKE/MATRIX SPIKE DUPLICATE RECOVERY

Lab Name: TestAmerica Laboratories, Inc. Client: Tetra Tech NUS, Inc

Lab Code: TALCAN SDG No: 7L01179

Matrix Spike ID: SB-510-0406

Lot #: A7L010179 WO #: KC9PT1A5
BATCH: 7337292

COMPOUND	SPIKE ADDED (ug/kg)	MSD CONCENT. (ug/kg)	MSD % REC	% RPD	#	QC LIMITS RPD	QC LIMITS REC	QUAL
1,2,4-Trichlorobenzene	770	330	43	200	*	30	33 - 110	p
Acenaphthene	770	410	53	61	*	30	10 - 200	p
2,4-Dinitrotoluene	770	490	64	39	*	30	42 - 118	p
Pyrene	770	510	67	12		30	10 - 200	
N-Nitrosodi-n-propylamine	770	400	53	151	*	30	30 - 121	p
1,4-Dichlorobenzene	770	380	50	200	*	30	26 - 110	p
Pentachlorophenol	770	410	53	2.2		30	10 - 182	
Phenol	770	440	58	140	*	30	10 - 144	p
2-Chlorophenol	770	400	52	170	*	30	32 - 110	p
4-Chloro-3-methylphenol	770	400	53	34	*	30	32 - 117	p
4-Nitrophenol	770	370	48	31	*	30	10 - 125	p

NOTES(S):

p Relative percent difference (RPD) is outside stated control limits.
Results and reporting limits have been adjusted for dry weight.

Column to be used to flag recovery and RPD values with an asterisk
* Values outside of QC limits

RPD: 9 out of 11 outside limits
Spike Recovery: 0 out of 11 outside limits

COMMENTS:

FORM III

SW846 8270C MATRIX SPIKE/MATRIX SPIKE DUPLICATE RECOVERY

Lab Name: TestAmerica Laboratories, Inc. Client: Tetra Tech NUS, Inc

Lab Code: TALCAN SDG No: 7L01179

Matrix Spike ID: SB-515-0406

Lot #: A7L010179 WO #: KC9Q21DF
BATCH: 7338057

COMPOUND	SPIKE ADDED (ug/kg)	SAMPLE CONCENT. (ug/kg)	MS CONCENT. (ug/kg)	MS % REC	LIMITS REC	QUAL
1,2,4-Trichlorobenzene	810	ND	520	65	33 - 110	
Acenaphthene	810	ND	520	65	10 - 200	
2,4-Dinitrotoluene	810	ND	600	74	42 - 118	
Pyrene	810	ND	590	73	10 - 200	
N-Nitrosodi-n-propylamine	810	ND	550	68	30 - 121	
1,4-Dichlorobenzene	810	ND	930	116*	26 - 110	a
Pentachlorophenol	810	ND	330	41	10 - 182	
Phenol	810	ND	500	62	10 - 144	
2-Chlorophenol	810	ND	510	64	32 - 110	
4-Chloro-3-methylphenol	810	ND	510	63	32 - 117	
4-Nitrophenol	810	ND	490	61	10 - 125	

NOTES(S):

Results and reporting limits have been adjusted for dry weight.

a Spiked analyte recovery is outside stated control limits.

Column to be used to flag recovery and RPD values with an asterisk
* Values outside of QC limits

RPD: 0 out of 0 outside limits
Spike Recovery: 1 out of 11 outside limits

COMMENTS:

FORM III

SW846 8270C CHECK SAMPLE RECOVERY

Lab Name: TestAmerica Laboratories, Inc. Client: Tetra Tech NUS, Inc

Lab Code: TALCAN SDG No: 7L01179

Lot #: A7L070000 WO #: KDM061AC
BATCH: 7341037

COMPOUND	SPIKE ADDED (ug/kg)	SAMPLE CONCENT. (ug/kg)	% REC	QC LIMITS REC	QUAL
1,2,4-Trichlorobenzene	670	490	73	43 - 110	
Acenaphthene	670	520	78	46 - 110	
2,4-Dinitrotoluene	670	610	91	55 - 116	
Pyrene	670	490	74	58 - 113	
N-Nitrosodi-n-propylamine	670	520	78	40 - 114	
1,4-Dichlorobenzene	670	820	124*	38 - 110	a
Pentachlorophenol	670	260	39	10 - 110	
Phenol	670	420	63	39 - 110	
2-Chlorophenol	670	490	73	39 - 110	
4-Chloro-3-methylphenol	670	470	71	42 - 110	
4-Nitrophenol	670	520	78	24 - 117	

NOTES(S):

a Spiked analyte recovery is outside stated control limits.

* Values outside of QC limits

Spike Recovery: 1 out of 11 outside limits

COMMENTS:

FORM III

5B

SEMIVOLATILE ORGANIC GC/MS TUNING AND MASS CALIBRATION - DECAFLUOROTRIPHENYLPHOSPHINE (DFTPP)

Lab Name: TESTAMERICA-NORTH CANTON Contract:

Lab Code: TALCAN Case No.: SAS No.: SDG No.: 7L01179

Lab File ID: 2DF1130 DFTPP Injection Date: 11/30/07

Instrument ID: A4AG2 DFTPP Injection Time: 0715

m/e	ION ABUNDANCE CRITERIA	% RELATIVE ABUNDANCE
51	30.0 - 60.0% of mass 198	41.2
68	Less than 2.0% of mass 69	0.0 (0.1)1
69	Mass 69 relative abundance	43.4
70	Less than 2.0% of mass 69	0.1 (0.3)1
127	40.0 - 60.0% of mass 198	49.5
197	Less than 1.0% of mass 198	0.0
198	Base Peak, 100% relative abundance	100.0
199	5.0 - 9.0% of mass 198	6.5
275	10.0 - 30.0% of mass 198	28.7
365	Greater than 1.0% of mass 198	3.5
441	Present, but less than mass 443	12.2
442	Greater than 40.0% of mass 198	86.4
443	17.0 - 23.0% of mass 442	16.2 (18.8)2

1-Value is % of mass 69 2-Value is % of mass 442

THIS TUNE APPLIES TO THE FOLLOWING SAMPLES, MS, MSD, BLANKS, AND STANDARDS:

	EPA SAMPLE NO.	LAB SAMPLE ID	LAB FILE ID	DATE ANALYZED	TIME ANALYZED
01	SSTD009	L9	2SHHH1130	11/30/07	0726
02	SSTD008	L8	2SHH1130	11/30/07	0747
03	SSTD007	L7	2SH1130	11/30/07	0804
04	SSTD006	L6	2SMH1130	11/30/07	0821
05	SSTD005	L5	2SMM1130	11/30/07	0838
06	SSTD004	L4	2SM1130	11/30/07	0856
07	SSTD003	L3	2SML1130	11/30/07	0913
08	SSTD002	L2	2SL1130	11/30/07	0930
09	SSTD001	L1	2SLL1130	11/30/07	0947
10					
11					
12					
13					
14					
15					
16					
17					
18					
19					
20					
21					
22					

FORM V SV 1/87 Rev.

TestAmerica North Canton

INITIAL CALIBRATION DATA

Start Cal Date : 30-NOV-2007 07:26
End Cal Date : 30-NOV-2007 12:22
Quant Method : ISTD
Origin : Disabled
Target Version : 4.14
Integrator : HP RTE
Method file : \\cansvr11\dd\chem\MSS\a4ag2.i\71130A.b\8270p.m
Last Edit : 30-Nov-2007 12:51 hulat
Curve Type : Average

Compound	0.05000 Level 1	0.25000 Level 2	0.50000 Level 3	1.000 Level 4	2.500 Level 5	5.000 Level 6	RRF	% RSD	
	7.500 Level 7	10.000 Level 8	12.500 Level 9						
80 1,2-Dinitrobenzene	+++++	0.11325	0.12038	0.14850	0.15362	0.15771			
	0.15532	0.17534	0.17258				0.14959	14.908	<-
81 3-Nitroaniline	+++++	0.27342	0.29829	0.32183	0.34978	0.34408			
	0.35280	0.40591	0.40370				0.34373	13.499	<-
82 Acenaphthene	1.28843	1.12168	1.14853	1.19948	1.21855	1.25207			
	1.26110	1.48345	1.48533				1.27318	10.277	
83 2,4-Dinitrophenol	+++++	+++++	0.06461	0.11906	0.18153	0.22211			
	0.24525	0.30079	0.31178				0.20645	44.271	<-
84 Pentachlorobenzene	+++++	0.40823	0.42593	0.42461	0.41572	0.44584			
	0.47476	0.47185	0.52101				0.44849	8.543	<-
85 4-Nitrophenol	+++++	+++++	0.12409	0.19141	0.23961	0.23764			
	0.24296	0.28271	0.28146				0.22855	24.253	<-
86 Dibenzofuran	1.74451	1.58473	1.60996	1.66287	1.70720	1.71423			
	1.72992	1.83779	1.62038				1.69018	4.694	
87 2,4-Dinitrotoluene	+++++	0.29108	0.31833	0.37963	0.41127	0.42169			
	0.40863	0.47708	0.46894				0.39708	16.554	<-
88 2,3,4,6-Tetrachlorophenol	+++++	+++++	0.16304	0.18593	0.23165	0.25131			
	0.29603	0.29205	0.32419				0.24917	23.962	<-
89 1-Naphthylamine	+++++	0.69225	0.87836	0.92072	0.89895	0.88879			
	0.76380	+++++	+++++				0.84048	10.837	<-
90 Zinophos	+++++	0.23737	0.27071	0.27839	0.26992	0.28978			
	0.31170	0.30255	0.32638				0.28585	9.801	<-

TestAmerica North Canton

INITIAL CALIBRATION DATA

Start Cal Date : 30-NOV-2007 07:26
End Cal Date : 30-NOV-2007 12:22
Quant Method : ISTD
Origin : Disabled
Target Version : 4.14
Integrator : HP RTE
Method file : \\cansvr11\dd\chem\MSS\a4ag2.i\71130A.b\8270p.m
Last Edit : 30-Nov-2007 12:51 hulat
Curve Type : Average

Compound	0.05000 Level 1	0.25000 Level 2	0.50000 Level 3	1.000 Level 4	2.500 Level 5	5.000 Level 6	RRF	% RSD	
	7.500 Level 7	10.000 Level 8	12.500 Level 9						
91 2,3,5,6-Tetrachlorophenol	+++++	+++++	0.28359	0.31219	0.34199	0.35627			
	0.36686	0.43391	0.43102				0.36083	15.600	<-
92 2-Naphthylamine	+++++	0.91730	1.00111	1.02617	1.03123	1.05175			
	0.86245	+++++	+++++				0.98167	7.634	<-
93 Diethylphthalate	+++++	1.28714	1.29000	1.39253	1.44227	1.41760			
	1.46097	1.56945	1.47349				1.41668	6.675	<-
94 Fluorene	1.48819	1.31266	1.29897	1.37704	1.43087	1.45150			
	1.49219	1.72995	1.58326				1.46274	9.213	
95 4-Chlorophenyl-phenylether	+++++	0.63078	0.60272	0.62842	0.66038	0.65038			
	0.65448	0.75106	0.74212				0.66504	8.055	<-
96 4-Nitroaniline	+++++	0.27186	0.31814	0.35052	0.37861	0.39374			
	0.40087	0.47612	0.47713				0.38337	18.602	<-
97 5-Nitro-o-toluidine	+++++	+++++	0.28503	0.30840	0.33666	0.34963			
	0.33949	0.31406	0.35378				0.32672	7.655	<-
98 4,6-Dinitro-2-methylphenol	+++++	+++++	0.07064	0.10738	0.13492	0.16068			
	0.17185	0.20867	0.21182				0.15228	34.083	<-
99 N-Nitrosodiphenylamine	+++++	0.52603	0.56434	0.58024	0.59634	0.59838			
	0.62058	0.70789	0.69966				0.61168	10.350	<-
100 1,2-Diphenylhydrazine	+++++	0.80926	0.85357	0.89792	0.92473	0.91561			
	0.93199	0.97808	0.87601				0.89840	5.787	<-
101 Diphenylamine	+++++	0.52603	0.56434	0.58024	0.59634	0.59838			
	0.62058	0.70789	0.69966				0.61168	10.350	<-

5B

SEMIVOLATILE ORGANIC GC/MS TUNING AND MASS CALIBRATION - DECAFLUOROTRIPHENYLPHOSPHINE (DFTPP)

Lab Name: TESTAMERICA-NORTH CANTON Contract:

Lab Code: TALCAN Case No.: SAS No.: SDG No.: 7L01179

Lab File ID: 2DF1210 DFTPP Injection Date: 12/10/07

Instrument ID: A4AG2 DFTPP Injection Time: 0703

m/e	ION ABUNDANCE CRITERIA	% RELATIVE ABUNDANCE
51	30.0 - 60.0% of mass 198	39.7
68	Less than 2.0% of mass 69	0.4 (1.1)1
69	Mass 69 relative abundance	38.8
70	Less than 2.0% of mass 69	0.0 (0.0)1
127	40.0 - 60.0% of mass 198	50.8
197	Less than 1.0% of mass 198	0.6
198	Base Peak, 100% relative abundance	100.0
199	5.0 - 9.0% of mass 198	6.5
275	10.0 - 30.0% of mass 198	24.7
365	Greater than 1.0% of mass 198	3.3
441	Present, but less than mass 443	12.7
442	Greater than 40.0% of mass 198	87.3
443	17.0 - 23.0% of mass 442	16.3 (18.7)2

1-Value is % of mass 69 2-Value is % of mass 442

THIS TUNE APPLIES TO THE FOLLOWING SAMPLES, MS, MSD, BLANKS, AND STANDARDS:

	EPA SAMPLE NO.	LAB SAMPLE ID	LAB FILE ID	DATE ANALYZED	TIME ANALYZED
01	SSTD009	L9	2SHHH1210	12/10/07	0713
02	SSTD008	L8	2SHH1210	12/10/07	0731
03	SSTD007	L7	2SH1210	12/10/07	0805
04	SSTD006	L6	2SMH1210	12/10/07	0822
05	SSTD005	L5	2SMM1210	12/10/07	0839
06	SSTD004	L4	2SM1210	12/10/07	0856
07	SSTD003	L3	2SML1210	12/10/07	0913
08	SSTD002	L2	2SL1210	12/10/07	0930
09	SSTD001	L1	2SLL1210	12/10/07	0947
10	SB-518-0001	KC9RG1AD	KC9RG1AD	12/10/07	1457
11	SB-519-0810	KC9RQ1AD	KC9RQ1AD	12/10/07	1514
12	SB-520-0406	KC9R01AD	KC9R01AD	12/10/07	1531
13	SB-520-0810	KC9R11AD	KC9R11AD	12/10/07	1548
14	SB-516-0001	KC9RR1AD	KC9RR1AD	12/10/07	1605
15	SB-520-0001	KC9RV1AD	KC9RV1AD	12/10/07	1622
16					
17					
18					
19					
20					
21					
22					

TestAmerica North Canton

INITIAL CALIBRATION DATA

Start Cal Date : 10-DEC-2007 07:13
End Cal Date : 10-DEC-2007 12:22
Quant Method : ISTD
Origin : Disabled
Target Version : 4.14
Integrator : HP RTE
Method file : \\cansvr11\dd\chem\MSS\a4ag2.i\71210A.b\8270p.m
Last Edit : 10-Dec-2007 12:51 hulat
Curve Type : Average

Compound	0.05000 Level 1	0.25000 Level 2	0.50000 Level 3	1.000 Level 4	2.500 Level 5	5.000 Level 6	RRF	% RSD	
	7.500 Level 7	10.000 Level 8	12.500 Level 9						
80 1,2-Dinitrobenzene	+++++	0.10222	0.11611	0.14118	0.14640	0.14919			
	0.14743	0.17703	0.16317				0.14284	16.785	<-
81 3-Nitroaniline	+++++	0.24791	0.27282	0.31913	0.33657	0.33889			
	0.35104	0.39715	0.38510				0.33108	15.413	<-
82 Acenaphthene	1.31733	1.14491	1.12762	1.20655	1.20388	1.16357			
	1.21495	1.37791	1.32206				1.23098	7.126	
83 2,4-Dinitrophenol	+++++	+++++	0.06924	0.10042	0.14180	0.15558			
	0.17437	0.21372	0.20590				0.15158	34.951	<-
84 Pentachlorobenzene	+++++	0.40434	0.40284	0.40171	0.39134	0.39474			
	0.41050	0.40720	0.43412				0.40585	3.206	<-
85 4-Nitrophenol	+++++	+++++	0.15437	0.17760	0.19885	0.19690			
	0.19848	0.23120	0.22125				0.19695	13.039	<-
86 Dibenzofuran	1.84793	1.61486	1.60812	1.70067	1.66520	1.64312			
	1.67503	1.71764	1.65842				1.68122	4.285	
87 2,4-Dinitrotoluene	+++++	0.26942	0.32451	0.36580	0.40333	0.40674			
	0.40814	0.46782	0.44191				0.38596	16.625	<-
88 2,3,4,6-Tetrachlorophenol	+++++	0.17242	0.19251	0.20535	0.23025	0.23610			
	0.25124	0.25663	0.28008				0.22807	15.725	<-
89 1-Naphthylamine	+++++	0.96285	0.99896	1.05045	0.95110	0.88924			
	0.73537	+++++	+++++				0.93133	11.794	<-
90 Zinophos	+++++	0.21747	0.23228	0.25351	0.24640	0.26210			
	0.27342	0.27235	0.28946				0.25587	9.192	<-

TestAmerica North Canton

INITIAL CALIBRATION DATA

Start Cal Date : 10-DEC-2007 07:13
End Cal Date : 10-DEC-2007 12:22
Quant Method : ISTD
Origin : Disabled
Target Version : 4.14
Integrator : HP RTE
Method file : \\cansvr11\dd\chem\MSS\a4ag2.i\71210A.b\8270p.m
Last Edit : 10-Dec-2007 12:51 hulat
Curve Type : Average

Compound	0.05000 Level 1	0.25000 Level 2	0.50000 Level 3	1.000 Level 4	2.500 Level 5	5.000 Level 6	RRF	% RSD	
	7.500 Level 7	10.000 Level 8	12.500 Level 9						
91 2,3,5,6-Tetrachlorophenol	+++++	+++++	0.24711	0.27523	0.30062	0.30816			
	0.31705	0.37539	0.35502				0.31123	14.127	<-
92 2-Naphthylamine	+++++	1.04297	1.02869	1.07113	0.98599	0.91711			
	0.67274	+++++	+++++				0.95311	15.470	<-
93 Diethylphthalate	+++++	1.23814	1.21880	1.32573	1.35233	1.33295			
	1.36826	1.52541	1.35105				1.33908	6.958	<-
94 Fluorene	1.39153	1.25200	1.29658	1.36730	1.37696	1.37879			
	1.39387	1.55650	1.43099				1.38272	6.133	
95 4-Chlorophenyl-phenylether	+++++	0.59603	0.60057	0.62871	0.62621	0.61837			
	0.60661	0.69109	0.66110				0.62859	5.173	<-
96 4-Nitroaniline	+++++	0.27315	0.30123	0.34009	0.36902	0.37398			
	0.38405	0.45201	0.43014				0.36546	16.481	<-
97 5-Nitro-o-toluidine	+++++	0.24262	0.26834	0.30349	0.30866	0.30950			
	0.27278	0.25093	0.25510				0.27643	9.853	<-
98 4,6-Dinitro-2-methylphenol	+++++	+++++	0.06552	0.08928	0.11414	0.13214			
	0.13893	0.16391	0.16682				0.12439	30.145	<-
99 N-Nitrosodiphenylamine	+++++	0.54842	0.56813	0.60975	0.59653	0.59723			
	0.60719	0.68745	0.65480				0.60869	7.318	<-
100 1,2-Diphenylhydrazine	+++++	0.67820	0.70282	0.75999	0.76467	0.77947			
	0.77351	0.87436	0.85627				0.77366	8.657	<-
101 Diphenylamine	+++++	0.54842	0.56813	0.60975	0.59653	0.59723			
	0.60719	0.68745	0.65480				0.60869	7.318	<-

CALCULATION WORKSHEET

CLIENT: LOCKHEED MIDDLE RIVER	**SDG No.** 7L01179
SUBJECT: EXAMPLE CALCULATION - SVOCS - SOIL	
BY: T. JACKMAN	**DATE:** **02/02/08**

Sample ID = SB-510-0810 **Concentration = 42 ug/kg**	**Chrysene**

EQUATION:

$$C_s = \frac{A_x \times Is \times Vt \times Df}{Ais \times RRF \times V_i \times W_s \times D}$$

Where:

C_s	=	analyte concentration in soil		ug/kg
A_x	=	analyte response	=	220379
Is	=	amount of internal standard	=	2 ng
V_t	=	volume of final extract	=	2000 uL
Df	=	dilution factor	=	1
Ais	=	response of internal standard	=	1365850
RRF	=	response factor of compound	=	1.17147
V_i	=	volume injected	=	0.5 uL
Ws	=	sample weight	=	30.02 g
D	=	percent solids	=	0.87

Therefore: chrysene concentration in soil =

$$\frac{220379 \times 2ng \times 2000uL \times 1}{1365850 \times 1.17147 \times 0.5uL \times 30.02g \times 0.87}$$

C_s	**=**	**42.2 ug/kg**

Tetra Tech NUS, Inc

Client Sample ID: SB-510-0810

GC/MS Semivolatiles

Lot-Sample #...: A7L010179-003 Work Order #...: KC9PW1AD Matrix.....: SO
Date Sampled...: 11/28/07 15:35 Date Received..: 12/01/07
Prep Date.....: 12/03/07 Analysis Date..: 12/05/07
Prep Batch #...: 7337292
Dilution Factor: 1 Initial Wgt/Vol: 30.02 g Final Wgt/Vol.: 2 mL
% Moisture....: 13 Method.....: SW846 8270C

PARAMETER	RESULT	REPORTING LIMIT	UNITS	MDL
N-Nitrosodimethylamine	ND	380	ug/kg	18
Benzaldehyde	ND	380	ug/kg	24
1,1'-Biphenyl	ND	380	ug/kg	27
Caprolactam	ND	380	ug/kg	43
Acetophenone	ND	77	ug/kg	10
Atrazine	ND	380	ug/kg	24
Phenol	ND	380	ug/kg	29
bis(2-Chloroethyl)-ether	ND	380	ug/kg	2.3
2-Chlorophenol	ND	380	ug/kg	30
2-Methylphenol	ND	380	ug/kg	32
2,2'-oxybis(1-Chloro-propane)	ND	380	ug/kg	30
4-Methylphenol	ND	380	ug/kg	25
N-Nitrosodi-n-propyl-amine	ND	380	ug/kg	27
Hexachloroethane	ND	380	ug/kg	32
Nitrobenzene	ND	380	ug/kg	2.5
Isophorone	ND	380	ug/kg	24
2-Nitrophenol	ND	380	ug/kg	22
2,4-Dimethylphenol	ND	380	ug/kg	23
bis(2-Chloroethoxy) methane	ND	380	ug/kg	25
2,4-Dichlorophenol	ND	380	ug/kg	23
Naphthalene	ND	380	ug/kg	1.8
4-Chloroaniline	ND	380	ug/kg	20
Hexachlorobutadiene	ND	380	ug/kg	30
4-Chloro-3-methylphenol	ND	380	ug/kg	24
2-Methylnaphthalene	ND	380	ug/kg	1.7
Hexachlorocyclopenta-diene	ND	380	ug/kg	18
2,4,6-Trichloro-phenol	ND	380	ug/kg	24
2,4,5-Trichloro-phenol	ND	380	ug/kg	29
2-Chloronaphthalene	ND	380	ug/kg	25
2-Nitroaniline	ND	760	ug/kg	25
Dimethyl phthalate	ND	380	ug/kg	24

(Continued on next page)

Tetra Tech NUS, Inc

Client Sample ID: SB-510-0810

GC/MS Semivolatiles

Lot-Sample #...: A7L010179-003 Work Order #...: KC9PW1AD Matrix.....: SO

PARAMETER	RESULT	REPORTING LIMIT	UNITS	MDL
Acenaphthylene	ND	380	ug/kg	1.4
2,6-Dinitrotoluene	ND	380	ug/kg	24
3-Nitroaniline	ND	760	ug/kg	18
Acenaphthene	ND	380	ug/kg	1.5
2,4-Dinitrophenol	ND	760	ug/kg	96
4-Nitrophenol	ND	760	ug/kg	130
Dibenzofuran	ND	380	ug/kg	23
2,4-Dinitrotoluene	ND	380	ug/kg	21
Diethyl phthalate	ND	380	ug/kg	22
4-Chlorophenyl phenyl ether	ND	380	ug/kg	28
Fluorene	ND	380	ug/kg	1.4
4-Nitroaniline	ND	380	ug/kg	30
4,6-Dinitro-2-methylphenol	ND	380	ug/kg	15
N-Nitrosodiphenylamine	ND	380	ug/kg	24
4-Bromophenyl phenyl ether	ND	380	ug/kg	24
Hexachlorobenzene	ND	380	ug/kg	2.4
Pentachlorophenol	ND	380	ug/kg	95
Phenanthrene	**25 J**	**380**	**ug/kg**	**2.3**
Anthracene	ND	380	ug/kg	1.5
Carbazole	ND	380	ug/kg	22
Di-n-butyl phthalate	ND	380	ug/kg	22
Fluoranthene	**78 J**	**380**	**ug/kg**	**1.4**
Pyrene	**59 J**	**380**	**ug/kg**	**1.3**
Butyl benzyl phthalate	ND	380	ug/kg	22
3,3'-Dichlorobenzidine	ND	380	ug/kg	21
Benzo(a)anthracene	**34 J**	**380**	**ug/kg**	**1.1**
Chrysene	**42 J**	**380**	**ug/kg**	**1.0**
bis(2-Ethylhexyl) phthalate	ND	380	ug/kg	21
Di-n-octyl phthalate	ND	380	ug/kg	21
Benzo(b)fluoranthene	**64 J**	**380**	**ug/kg**	**1.4**
Benzo(k)fluoranthene	**18 J**	**380**	**ug/kg**	**2.0**
Benzo(a)pyrene	**34 J**	**380**	**ug/kg**	**1.5**
Indeno(1,2,3-cd)pyrene	**24 J**	**380**	**ug/kg**	**1.7**
Dibenz(a,h)anthracene	ND	380	ug/kg	1.5
Benzo(ghi)perylene	**27 J**	**380**	**ug/kg**	**1.5**

(Continued on next page)

TestAmerica North Canton

Semivolatile REPORT SW-846 Method 8270

Data file : \\cansvr11\dd\chem\MSS\a4ag2.i\71205A.b\KC9PW1AD.D
Lab Smp Id: KC9PW1AD Client Smp ID: SB-510-0810
Inj Date : 05-DEC-2007 18:49
Operator : 046900 Inst ID: a4ag2.i
Smp Info : KC9PW1AD,71205A.b,8270P,3-827042.SUB
Misc Info :
Comment :
Method : \\cansvr11\dd\chem\MSS\a4ag2.i\71205A.b\8270p.m
Meth Date : 06-Dec-2007 11:00 hulat Quant Type: ISTD
Cal Date : 30-NOV-2007 12:04 Cal File: 2AML1130.D
Als bottle: 37
Dil Factor: 1.00000
Integrator: HP RTE Compound Sublist: 3-827042.SUB
Target Version: 4.14
Processing Host: CANPMSSV04

Concentration Formula: Amt * DF * Uf * Vt/(Vi * Ws) * CpndVariable

Name	Value	Description
DF	1.000	Dilution Factor
Uf	1.000	ng unit correction factor
Vt	2000.000	Volume of final extract (uL)(1000 low, 2
Vi	0.50000	Volume injected (uL)
Ws	30.020	Weight of sample extracted (g)
Cpnd Variable		Local Compound Variable

Compounds	QUANT SIG MASS	RT	EXP RT	REL RT	RESPONSE	CONCENTRATIONS ON-COLUMN (NG)	FINAL (ug/kg)	
* 1 1,4-Dichlorobenzene-d4	152	3.648	3.654	(1.000)	303887	2.00000		(Q)
* 2 Naphthalene-d8	136	4.548	4.548	(1.000)	1305554	2.00000		
* 3 Acenaphthene-d10	164	5.818	5.818	(1.000)	726018	2.00000		
* 4 Phenanthrene-d10	188	6.907	6.913	(1.000)	1285875	2.00000		
* 5 Chrysene-d12	240	8.889	8.889	(1.000)	1365850	2.00000		
* 6 Perylene-d12	264	10.412	10.412	(1.000)	1374779	2.00000		
198 1,4-Dioxane	88	Compound Not Detected.						
9 Pyridine	79	Compound Not Detected.						
10 N-Nitrosodimethylamine	74	Compound Not Detected.						
12 3-Chloropropionitrile	54	Compound Not Detected.						
209 Benzaldehyde	77	Compound Not Detected.						
21 Aniline	93	Compound Not Detected.						
22 Phenol	94	Compound Not Detected.						
23 bis(2-Chloroethyl)ether	93	Compound Not Detected.						
24 2-Chlorophenol	128	Compound Not Detected.						
26 1,3-Dichlorobenzene	146	Compound Not Detected.						
27 1,4-Dichlorobenzene	146	Compound Not Detected.						
28 1,2-Dichlorobenzene	146	Compound Not Detected.						

Compounds	QUANT SIG MASS	RT	EXP RT	REL RT	RESPONSE	CONCENTRATIONS ON-COLUMN (NG)	FINAL (ug/kg)
119 Carbazole	167	Compound Not Detected.					
120 Di-n-Butylphthalate	149	Compound Not Detected.					
123 Fluoranthene	202	7.801	7.807	(1.129)	379321	0.50445	67.215
124 Benzidine	184	Compound Not Detected.					
125 Pyrene	202	7.977	7.983	(0.897)	312512	0.38026	50.667
131 Butylbenzylphthalate	149	Compound Not Detected.					
133 3,3'-Dimethoxybenzidine	244	Compound Not Detected.					
135 3,3'-Dichlorobenzidine	252	Compound Not Detected.					
136 Benzo(a)Anthracene	228	8.877	8.883	(0.999)	195376	0.22345	29.774
137 Chrysene	228	8.906	8.912	(1.002)	220379	0.27547	36.704
138 4,4'-Methylene bis(o-chloroan	231	Compound Not Detected.					
139 bis(2-ethylhexyl)Phthalate	149	8.789	8.795	(0.989)	45227	0.07666	10.214
140 Di-n-octylphthalate	149	Compound Not Detected.					
141 Benzo(b)fluoranthene	252	9.930	9.936	(0.954)	305942	0.41778	55.667
142 Benzo(k)fluoranthene	252	9.959	9.971	(0.957)	106650	0.11512	15.338(QM)
146 Benzo(a)pyrene	252	10.342	10.348	(0.993)	178064	0.22227	29.616
149 Indeno(1,2,3-cd)pyrene	276	12.095	12.112	(1.162)	143718	0.15401	20.521
150 Dibenz(a,h)anthracene	278	Compound Not Detected.					
151 Benzo(g,h,i)perylene	276	12.612	12.630	(1.211)	136932	0.17504	23.324
$ 154 Nitrobenzene-d5	82	4.030	4.030	(0.886)	524901	2.06490	275.14
$ 155 2-Fluorobiphenyl	172	5.301	5.307	(0.911)	969394	1.91497	255.16
$ 156 Terphenyl-d14	244	8.054	8.054	(0.906)	2068688	3.41524	455.06
$ 157 Phenol-d5	99	3.372	3.366	(0.924)	1076288	3.88871	518.15
$ 158 2-Fluorophenol	112	2.795	2.777	(0.766)	761592	3.80547	507.06
$ 159 2,4,6-Tribromophenol	330	6.395	6.395	(1.099)	292579	4.11504	548.31
$ 186 2-Chlorophenol-d4	132	3.501	3.501	(0.960)	831624	3.66132	487.85
$ 187 1,2-Dichlorobenzene-d4	152	3.760	3.766	(1.031)	93946	0.66424	88.506(Q)
M 195 Cresols, total	100	Compound Not Detected.					
101 Diphenylamine	169	Compound Not Detected.					

QC Flag Legend

Q - Qualifier signal failed the ratio test.
M - Compound response manually integrated.
H - Operator selected an alternate compound hit.

TestAmerica North Canton

INITIAL CALIBRATION DATA

Start Cal Date : 30-NOV-2007 07:26
End Cal Date : 30-NOV-2007 12:22
Quant Method : ISTD
Origin : Disabled
Target Version : 4.14
Integrator : HP RTE
Method file : \\cansvr11\dd\chem\MSS\a4ag2.i\71130A.b\8270p.m
Last Edit : 30-Nov-2007 12:51 hulat
Curve Type : Average

Compound	0.05000 Level 1	0.25000 Level 2	0.50000 Level 3	1.000 Level 4	2.500 Level 5	5.000 Level 6	RRF	% RSD	
	7.500 Level 7	10.000 Level 8	12.500 Level 9						
133 3,3'-Dimethoxybenzidine	+++++	0.19697	0.24301	0.27393	0.30044	0.33429			
	0.34569	0.38569	0.36716				0.30590	21.179	<-
134 2-Acetylaminofluorene	+++++	0.25511	0.34559	0.37984	0.43087	0.48952			
	0.53769	0.55363	0.58075				0.44663	25.552	<-
135 3,3'-Dichlorobenzidine	+++++	0.39032	0.42624	0.45105	0.49452	0.50720			
	0.53655	0.62255	0.61023				0.50483	16.449	<-
136 Benzo(a)Anthracene	1.38681	1.16406	1.19090	1.24257	1.25929	1.29019			
	1.30060	1.40421	1.28399				1.28029	6.211	
137 Chrysene	1.27519	1.15390	1.09070	1.14681	1.15990	1.15609			
	1.20559	1.25185	1.10315				1.17147	5.302	
138 4,4'-Methylene bis(o-chloroan	+++++	0.17811	0.20084	0.21987	0.23868	0.24361			
	0.26348	0.29817	0.29047				0.24165	17.307	<-
139 bis(2-ethylhexyl)Phthalate	+++++	0.72846	0.76497	0.80746	0.87922	0.87961			
	0.94297	1.01634	0.89209				0.86389	10.901	<-
140 Di-n-octylphthalate	+++++	0.99120	1.13560	1.28358	1.42372	1.49225			
	1.60538	1.51056	1.41797				1.35753	15.249	<-
141 Benzo(b)fluoranthene	1.21919	1.03731	1.11346	1.19025	1.19660	1.34053			
	1.30251	1.64132	1.65127				1.29916	16.656	
142 Benzo(k)fluoranthene	1.40290	1.25511	1.17460	1.26300	1.34174	1.29148			
	1.41837	1.54290	1.43999				1.34779	8.442	
143 7,12-dimethylbenz[a]anthracen	+++++	0.28103	0.33560	0.35222	0.41909	0.49027			
	0.52174	0.54570	0.59066				0.44204	25.273	<-

METHOD BLANK REPORT

GC Semivolatiles

Client Lot #...: 7L01179 **Work Order #...:** KDA611AA **Matrix.....:** SOLID
MB Lot-Sample #: A7L030000-290

Prep Date.....: 12/03/07 **Final Wgt/Vol..:** 1 mL
Analysis Date..: 12/05/07 **Prep Batch #...:** 7337290
Dilution Factor: 1 **Initial Wgt/Vol:** 30 g

PARAMETER	RESULT	REPORTING LIMIT	UNITS	METHOD
TPH (as Diesel)	0.34 J	10	mg/kg	SW846 8015B

SURROGATE	PERCENT RECOVERY	RECOVERY LIMITS
C9 (nonane)	20	(10 - 110)

NOTE(S):

Calculations are performed before rounding to avoid round-off errors in calculated results.

J Estimated result. Result is less than RL.

SW846 8015B METHOD BLANK SUMMARY

BLANK WORKORDER NO.: KDA611AA

Lab Name: TestAmerica Laboratories, Inc.

Lab Code: TALCAN

SDG Number:7L01179

Lab File ID: 026F2601.

Lot Number: A7L010179

Matrix: SOLID

Extraction Method:

Date Extracted: 12/03/07

Date Analyzed(1): 12/05/07

Date Analyzed(2): N/A

Time Analyzed(1): 02:32

Time Analyzed(2): N/A

Instrument ID(1): P6

Instrument ID(2): N/A

BIK = 0.34

GC Column(1): RTX-5 ID: N/A GC Column(2): N/A ID: N/A

THIS METHOD BLANK APPLIES TO THE FOLLOWING SAMPLES, MS, AND MSD:

	CLIENT ID.	SAMPLE WORK ORDER #	DATE ANALYZED(1)	DATE ANALYZED(2)
01	SB-511-0406	KC9P11AE	12/04/07	N/A
02	SB-513-0001	KC9P81AE	12/07/07	N/A
03	SB-513-0810	KC9QA1AE	12/04/07	N/A
04	SB-514-0001	KC9QM1AE	12/05/07	N/A
05	SB-515-0001	KC9QX1AE	12/05/07	N/A
06	CHECK SAMPLE	KDA611AC C	12/05/07	N/A
07				
08				
09				
10				
11				
12				
13				
14				
15				
16				
17				
18				
19				
20				

COMMENTS:

Report Date : 04-Dec-2007 11:46

TestAmerica North Canton

INITIAL CALIBRATION DATA

Start Cal Date : 17-OCT-2007 15:06
End Cal Date : 03-DEC-2007 23:10
Quant Method : ESTD
Origin : Disabled
Target Version : 4.14
Integrator : HP Genie
Method file : \\Cansvr11\dd\chem\GCS\a2hp6.i\71203A.b\TPH6f.m
Last Edit : 04-Dec-2007 10:25 geiss
Curve Type : Average

Calibration File Names:
Level 1: \\Cansvr11\dd\chem\GCS\a2hp6.i\71120.b\007F0701.D
Level 2: \\Cansvr11\dd\chem\GCS\a2hp6.i\71203A.b\009F0901.D
Level 3: \\Cansvr11\dd\chem\GCS\a2hp6.i\71203A.b\010F1001.D
Level 4: \\Cansvr11\dd\chem\GCS\a2hp6.i\71203A.b\011F1101.D
Level 5: \\Cansvr11\dd\chem\GCS\a2hp6.i\71203A.b\012F1201.D

Compound	100.000 Level 1	200.000 Level 2	500.000 Level 3	1000.000 Level 4	2000.000 Level 5	RRF	% RSD	
S 1 TPH as Diesel	394806	381942	410760	394228	396905	395728	2.591	
S 33 c10 to c34	381942	399385	415583	402327	396134	399074	3.031	
S 32 c10-c28	+++++	+++++	+++++	+++++	+++++	+++++	+++++	<-
29 Sulfolane	+++++	+++++	+++++	+++++	+++++	+++++	+++++	<-
S 4 DRO	+++++	+++++	+++++	+++++	+++++	+++++	+++++	<-
S 30 C10 to C20	533576	518233	516260	614743	603872	557337	8.625	
S 31 C20 to C34	517086	510280	514709	622925	627504	558501	10.917	
$ 2 Nonane	16005	16480	16926	16445	16159	16403	2.154	

Data File: \\cansvr11\dd\chem\GCS\a2hp6.i\71204A.b\027F2701.D
Report Date: 05-Dec-2007 03:19

TestAmerica North Canton

Diesel DRO

Data file : \\cansvr11\dd\chem\GCS\a2hp6.i\71204A.b\027F2701.D
Lab Smp Id: KDA611AC Client Smp ID: INTRA-LAB CHECK
Inj Date : 05-DEC-2007 03:00
Operator : 2398 Inst ID: a2hp6.i
Smp Info : KDA611AC
Misc Info :
Comment   :
Method   : \\cansvr11\dd\chem\GCS\a2hp6.i\71204A.b\TPH6f.m
Meth Date : 04-Dec-2007 22:18 Quant Type: ESTD
Cal Date : 03-DEC-2007 20:24 Cal File: 012F1201.D
Als bottle: 27 QC Sample: METHOD SPIKE
Dil Factor: 1.00000
Integrator: HP Genie Compound Sublist: 3-TPHasDIESEL.sub
Target Version: 4.14
Processing Host: CANSVR10

Concentration Formula: Amt * DF * Vt/(Vi*Vo*1000) * CpndVariable

Name	Value	Description
DF	1.000	Dilution Factor
Vt	1000.000	final vol
Vi	1.000	Volume Injected
Vo	30.000	SampleWeight
Cpnd Variable		Local Compound Variable

					CONCENTRATIONS	
					ON-COLUMN	FINAL
Compounds	RT	EXP RT	DLT RT	RESPONSE	(ng)	(mg/Kg)
S 1 TPH as Diesel	5.312	-15.171		182483504	461.134	15.37
$ 2 Nonane	4.449	4.456	-0.007	393526	23.9913	0.7997

METHOD BLANK REPORT

GC Semivolatiles

Client Lot #...: 7L01179	**Work Order #...:** KDD9M1AA	**Matrix.....:** SOLID
MB Lot-Sample #: A7L040000-350		
	Prep Date.....: 12/04/07	**Final Wgt/Vol..:** 1 mL
Analysis Date..: 12/07/07	**Prep Batch #...:** 7338350	
Dilution Factor: 1	**Initial Wgt/Vol:** 30 g	

PARAMETER	RESULT	REPORTING LIMIT	UNITS	METHOD
TPH (as Diesel)	**0.43 J**	**10**	**mg/kg**	**SW846 8015B**

SURROGATE	PERCENT RECOVERY	RECOVERY LIMITS
C9 (nonane)	21	(10 - 110)

NOTE(S):

Calculations are performed before rounding to avoid round-off errors in calculated results.

J Estimated result. Result is less than RL.

SW846 8015B METHOD BLANK SUMMARY

BLANK WORKORDER NO.: KDD9M1AA

Lab Name: TestAmerica Laboratories, Inc.

Lab Code: TALCAN

SDG Number:7L01179

Lab File ID: 085B3501.

Lot Number: A7L010179

Matrix: SOLID

Extraction Method:

Date Extracted: 12/04/07

Date Analyzed(1): 12/07/07

Date Analyzed(2): N/A

Time Analyzed(1): 00:26

Time Analyzed(2): N/A

Instrument ID(1): P7

Instrument ID(2): N/A

GC Column(1): DB5.32 ID: 032 GC Column(2): N/A ID: N/A

BLK2 0.43

THIS METHOD BLANK APPLIES TO THE FOLLOWING SAMPLES, MS, AND MSD:

	CLIENT ID.	SAMPLE WORK ORDER #	DATE ANALYZED(1)	DATE ANALYZED(2)
01	SB-517-0001	KC9Q81AE	12/06/07	N/A
02	SB-517-0406	KC9RA1AE	12/06/07	N/A
03	SB-518-0001	KC9RG1AE	12/06/07	N/A
04	SB-518-0406	KC9RJ1AE	12/06/07	N/A
05	SB-518-0810	KC9RK1AE	12/06/07	N/A
06	SB-519-0810	KC9RQ1AE	12/06/07	N/A
07	SB-520-0406	KC9R01AE	12/06/07	N/A
08	SB-520-0810	KC9R11AE	12/06/07	N/A
09	CHECK SAMPLE	KDD9M1AC C	12/07/07	N/A
10				
11				
12				
13				
14				
15				
16				
17				
18				
19				
20				

COMMENTS:

METHOD BLANK REPORT

GC Semivolatiles

Client Lot #...: 7L01179 **Work Order #...:** KDJWK1AA **Matrix.....:** SOLID
MB Lot-Sample #: A7L060000-043

Prep Date.....: 12/06/07 **Final Wgt/Vol..:** 1 mL
Analysis Date..: 12/12/07 **Prep Batch #...:** 7340043
Dilution Factor: 1 **Initial Wgt/Vol:** 30 g

PARAMETER	RESULT	REPORTING LIMIT	UNITS	METHOD
TPH (as Diesel)	5.1 J	10	mg/kg	SW846 8015B

SURROGATE	PERCENT RECOVERY	RECOVERY LIMITS
C9 (nonane)	27	(10 - 110)

NOTE(S):

Calculations are performed before rounding to avoid round-off errors in calculated results.

J Estimated result. Result is less than RL.

SW846 8015B METHOD BLANK SUMMARY

BLANK WORKORDER NO.: KDJWK1AA

Lab Name: TestAmerica Laboratories, Inc.

Lab Code: TALCAN

SDG Number:7L01179

Lab File ID: 003F0301.

Lot Number: A7L010179

Matrix: SOLID

Extraction Method:

Date Extracted: 12/06/07

Date Analyzed(1): 12/12/07

Date Analyzed(2): N/A

Time Analyzed(1): 10:43

Time Analyzed(2): N/A

BHC = 5.1

Instrument ID(1): P6

Instrument ID(2): N/A

GC Column(1): RTX-5 ID: N/A GC Column(2): N/A ID: N/A

THIS METHOD BLANK APPLIES TO THE FOLLOWING SAMPLES, MS, AND MSD:

	CLIENT ID.	SAMPLE WORK ORDER #		DATE ANALYZED(1)	DATE ANALYZED(2)
01	SB-510-0001	KC9PQ2A3		12/11/07	N/A
02	SB-510-0406	KC9PT2AE		12/11/07	N/A
03	SB-510-0810	KC9PW2AE		12/11/07	N/A
04	DUP-04	KC9PX2AE		12/11/07	N/A
05	SB-511-0001	KC9P02AE		12/11/07	N/A
06	SB-511-0810	KC9P22AE		12/11/07	N/A
07	SB-512-0001	KC9P31A4	S	12/11/07	N/A
08	SB-512-0001	KC9P31A5	D	12/11/07	N/A
09	SB-512-0001	KC9P32AE		12/11/07	N/A
10	SB-512-0406	KC9P62AE		12/11/07	N/A
11	SB-512-0810	KC9P72AE		12/11/07	N/A
12	SB-513-0406	KC9P92AE		12/11/07	N/A
13	SB-509-0001	KC9QC2AE		12/11/07	N/A
14	SB-509-0406	KC9QH2AE		12/11/07	N/A
15	SB-509-0810	KC9QK2AE		12/11/07	N/A
16	SB-514-0406	KC9QQ2AE		12/11/07	N/A
17	SB-514-0810	KC9QT2AE		12/11/07	N/A
18	CHECK SAMPLE	KDJWK1AC	C	12/11/07	N/A
19					
20					

COMMENTS:

METHOD BLANK REPORT

GC Semivolatiles

Client Lot #...: 7L01179 Work Order #...: KDRW81AA Matrix.....: SOLID
MB Lot-Sample #: A7L100000-017

Prep Date.....: 12/10/07 Final Wgt/Vol..: 1 mL
Analysis Date..: 12/11/07 Prep Batch #...: 7344017
Dilution Factor: 1 Initial Wgt/Vol: 30 g

PARAMETER	RESULT	REPORTING LIMIT	UNITS	METHOD
TPH (as Diesel)	0.94 J	10	mg/kg	SW846 8015B

SURROGATE	PERCENT RECOVERY	RECOVERY LIMITS
C9 (nonane)	31	(10 - 110)

NOTE(S):

Calculations are performed before rounding to avoid round-off errors in calculated results.

J Estimated result. Result is less than RL.

SW846 8015B METHOD BLANK SUMMARY

BLANK WORKORDER NO.: KDRW81AA

Lab Name: TestAmerica Laboratories, Inc.

Lab Code: TALCAN

SDG Number:7L01179

Lab File ID: 075B1201.

Lot Number: A7L010179

Matrix: SOLID

Extraction Method:

Date Extracted: 12/10/07

BIK = 0.94

Date Analyzed(1): 12/11/07

Date Analyzed(2): N/A

Time Analyzed(1): 18:49

Time Analyzed(2): N/A

Instrument ID(1): P6

Instrument ID(2): N/A

GC Column(1): RTX-5 ID: N/A GC Column(2): N/A ID: N/A

THIS METHOD BLANK APPLIES TO THE FOLLOWING SAMPLES, MS, AND MSD:

	CLIENT ID.	SAMPLE WORK ORDER #	DATE ANALYZED(1)	DATE ANALYZED(2)
01	SB-515-0406	KC9Q22AE	12/11/07	N/A
02	SB-515-0810	KC9Q32AE	12/11/07	N/A
03	DUP-05	KC9Q52AE	12/11/07	N/A
04	DUP-06	KC9Q62AE	12/11/07	N/A
05	SB-517-0810	KC9RC2AE	12/11/07	N/A
06	SB-519-0001	KC9RL2AE	12/11/07	N/A
07	SB-519-0406	KC9RN2AE	12/11/07	N/A
08	SB-516-0001	KC9RR2AE	12/11/07	N/A
09	SB-520-0001	KC9RV2AE	12/11/07	N/A
10	INTRA-LAB QC	KDL7R1AC	12/12/07	N/A
11	LAB MS/MSD	KDL7R1AE S	12/12/07	N/A
12	LAB MS/MSD	KDL7R1AF D	12/12/07	N/A
13	CHECK SAMPLE	KDRW81AC C	12/11/07	N/A
14				
15				
16				
17				
18				
19				
20				

COMMENTS:

FORM IV

SW846 8015B MATRIX SPIKE/MATRIX SPIKE DUPLICATE RECOVERY

Lab Name: TestAmerica Laboratories, Inc. Client: Tetra Tech NUS, Inc

Lab Code: TALCAN SDG No: 7L01179

Matrix Spike ID: SB-512-0001

Lot #: A7L010179 WO #: KC9P31A4
BATCH: 7340043

COMPOUND	SPIKE ADDED (mg/kg)	SAMPLE CONCENT. (mg/kg)	MS CONCENT. (mg/kg)	MS % REC	LIMITS REC	QUAL
TPH (as Diesel)	19	33	37	19	10- 199	

NOTES(S):

Results and reporting limits have been adjusted for dry weight.

Column to be used to flag recovery and RPD values with an asterisk
* Values outside of QC limits

RPD: 0 out of 0 outside limits
Spike Recovery: 0 out of 1 outside limits

COMMENTS:

SW846 8015B MATRIX SPIKE/MATRIX SPIKE DUPLICATE RECOVERY

Lab Name: TestAmerica Laboratories, Inc. Client: Tetra Tech NUS, Inc

Lab Code: TALCAN SDG No: 7L01179

Matrix Spike ID: SB-512-0001

Lot #: A7L010179 WO #: KC9P31A5
BATCH: 7340043

COMPOUND	SPIKE ADDED (mg/kg)	MSD CONCENT. (mg/kg)	MSD % REC	% RPD	QC LIMITS RPD	QC LIMITS REC	QUAL
TPH (as Diesel)	19	32	0*	0.0	30	10- 199	a

NOTES (S) :

a Spiked analyte recovery is outside stated control limits.

Results and reporting limits have been adjusted for dry weight.

Column to be used to flag recovery and RPD values with an asterisk
* Values outside of QC limits

RPD: 0 out of 1 outside limits
Spike Recovery: 1 out of 1 outside limits

COMMENTS:

FORM III

CALCULATION WORKSHEET **Page 1 of 1**

CLIENT: LOCKHEED MIDDLE RIVER	**SDG No.** 7L01179
SUBJECT: EXAMPLE CALCULATION - AROCLOR-1260 - SOIL	
BY: T. JACKMAN	**DATE:** **02/03/08**

Sample ID = SB-510-0001
Concentration = 31 ug/kg

Aroclor-1260

EQUATION:

$$C_w = \frac{A_x \times V_t \times Df}{CF \times V_i \times W_s \times D}$$

Where:

C_s	=	analyte concentration in soil		ug/kg
A_x	=	analyte response	= 388749	
V_t	=	volume of final extract	= 10000	uL
Df	=	dilution factor	= 1	
CF	=	calibration factor	= 4693441	
V_i	=	volume injected	= 1	uL
Ws	=	sample weight	= 30.07	g
D	=	percent solids	= 0.89	

Therefore: Aroclor-1260 concentration in soil =

$$\frac{388749.4 \times 10000uL \times 1}{4693440.6 \times 1uL \times 30.07g \times 0.89}$$

C_s = 30.9 ug/kg

Tetra Tech NUS, Inc

Client Sample ID: SB-510-0001

GC Semivolatiles

Lot-Sample #...:	A7L010179-001	**Work Order #...:**	KC9PQ1AD	**Matrix.....:**	SO
Date Sampled...:	11/28/07 15:25	**Date Received..:**	12/01/07		
Prep Date.....:	12/03/07	**Analysis Date..:**	12/07/07		
Prep Batch #...:	7337280				
Dilution Factor:	1	**Initial Wgt/Vol:**	30.07 g	**Final Wgt/Vol..:**	10 mL
% Moisture.....:	11	**Method.....:**	SW846 8082		

PARAMETER	RESULT	REPORTING LIMIT	UNITS	MDL
Aroclor 1016	ND	37	ug/kg	12
Aroclor 1221	ND	37	ug/kg	15
Aroclor 1232	ND	37	ug/kg	13
Aroclor 1242	ND	37	ug/kg	16
Aroclor 1248	ND	37	ug/kg	17
Aroclor 1254	ND	37	ug/kg	9.8
Aroclor 1260	**31 J**	**37**	**ug/kg**	**11**

SURROGATE	PERCENT RECOVERY	RECOVERY LIMITS
Tetrachloro-m-xylene	64	(10 - 196)
Decachlorobiphenyl	71	(10 - 199)

NOTE(S):

Results and reporting limits have been adjusted for dry weight.

J Estimated result. Result is less than RL.

TestAmerica North Canton

Data file : \\CANSVR11\dd\chem\GCS\a2hp10.i\71207-1.b\031F3101.D
Lab Smp Id: KC9PQ1AD Client Smp ID: SB-510-0001
Inj Date : 07-DEC-2007 19:18
Operator : Inst ID: a2hp10.i
Smp Info : KC9PQ1AD
Misc Info :
Comment   :
Method   : \\CANSVR11\dd\chem\GCS\a2hp10.i\71207-1.b\PCB10.m
Meth Date : 08-Dec-2007 09:19 Quant Type: ESTD
Cal Date : 10-OCT-2007 01:35 Cal File: 043F4301.D
Als bottle: 31
Dil Factor: 1.00000
Integrator: Falcon Compound Sublist: pcb.sub
Target Version: 4.14 Sample Matrix: SOIL
Processing Host: CANSVR11

Concentration Formula: Amt * DF * Vt/Vo * CpndVariable

Name	Value	Description
DF	1.000	Dilution Factor
Vt	10000.000	final volume
Vo	30.070	initial volume
Cpnd Variable		Local Compound Variable

RT	EXP RT	DLT RT	RESPONSE	CONCENTRATIONS ON-COL (ng)	CONCENTRATIONS FINAL (ug/kg)	TARGET RANGE	RATIO
$ 1 TCMX					CAS #: 877-09-8		
1.269	1.270	-0.001	880416	0.01288	4.283		
2 AROCLOR-1221					CAS #: 11104-28-2		
Peaks not detected for Quant. or Qual. signal(s).							
3 AROCLOR-1016					CAS #: 12674-11-2		
Peaks not detected for Quant. or Qual. signal(s).							
4 AROCLOR-1232					CAS #: 11141-16-5		
Peaks not detected for Quant. or Qual. signal(s).							

RT	EXP RT	DLT RT	RESPONSE	CONCENTRATIONS ON-COL (ng)	CONCENTRATIONS FINAL (ug/kg)	TARGET RANGE	RATIO
5 AROCLOR-1242					CAS #: 53469-21-9		
Peaks not detected for Quant. or Qual. signal(s).							
6 AROCLOR-1248					CAS #: 12672-29-6		
Peaks not detected for Quant. or Qual. signal(s).							
7 AROCLOR-1254					CAS #: 11097-69-1		
Compound Not Detected							
8 AROCLOR-1260					CAS #: 11096-82-5		
4.140	4.140	0.000	209227	0.07171	23.85	80.00- 120.00	100.00(M)
4.439	4.440	-0.001	379507	0.07168	23.84	146.56- 244.26	181.38
4.723	4.723	0.000	441669	0.08928	29.69	130.93- 218.21	211.10
5.437	5.436	0.001	535039	0.07752	25.78	191.92- 319.87	255.72
5.722	5.721	0.001	378305	0.11108	36.94	87.63- 146.05	180.81
Average of Peak Concentrations =					28.02		
$ 12 DCB					CAS #: 2051-24-3		
6.878	6.878	0.000	898402	0.01410	4.689		(R)
M 11 TOTAL PCB					CAS #: 1336-36-3		
			0	0.08425	28.02		

QC Flag Legend

R - Spike/Surrogate failed recovery limits.
M - Compound response manually integrated.

Data File: \\cansvr11\DD\chem\GCS\a2hp10.i\710091C-1.b\044F4401.D
Report Date: 10-Oct-2007 14:12

STL North Canton

CONTINUING CALIBRATION COMPOUNDS

Instrument ID: a2hp10.i Injection Date: 10-OCT-2007 01:51
Lab File ID: 044F4401.D Init. Cal. Date(s): 14-SEP-2007 10-OCT-2007
Analysis Type: Init. Cal. Times: 15:17 01:35
Lab Sample ID: ICV Quant Type: ESTD
Method: \\CANSVR11\dd\chem\GCS\a2hp10.i\710091C-1.b\PCB10.m

COMPOUND	RRF / AMOUNT	RF1	MIN RRF	%D / %DRIFT	MAX %D / %DRIFT	CURVE TYPE
3 AROCLOR-1016 (1)	645798	575877	0.010	10.82706	15.00000	Averaged
(2)	1040548	1011997	0.010	2.74383	15.00000	Averaged
(3)	1915147	1922380	0.010	-0.37770	15.00000	Averaged
(4)	691439	689650	0.010	0.25868	15.00000	Averaged
(5)	766782	751750	0.010	1.96040	15.00000	Averaged
8 AROCLOR-1260 (1)	2917872	2906216	0.010	0.39948	15.00000	Averaged
(2)	5294624	5254358	0.010	0.76051	15.00000	Averaged
(3)	4946867	5342754	0.010	-8.00277	15.00000	Averaged
(4)	6902009	6238265	0.010	9.61668	15.00000	Averaged
(5)	3405831	3320304	0.010	2.51118	15.00000	Averaged

Data File: \\cansvr11\DD\chem\GCS\a2hp10.i\710091C-1.b\028F2801.D
Date : 09-OCT-2007 21:47
Client ID:
Sample Info: 1660,,1,3

Instrument: a2hp10.i
Operator:
Column diameter: 0.53

Column phase: restek pest clpI

Data File: \\CANSVR11\DD\chem\GCS\a2hp10.i\71207-1.b\031F3101.D
Date : 07-DEC-2007 19:18
Client ID: SB-510-0001
Sample Info: KC9PQ1AD
Volume Injected (uL): 1.0
Column phase: restek pest clpI

Instrument: a2hp10.i
Operator:
Column diameter: 0.53

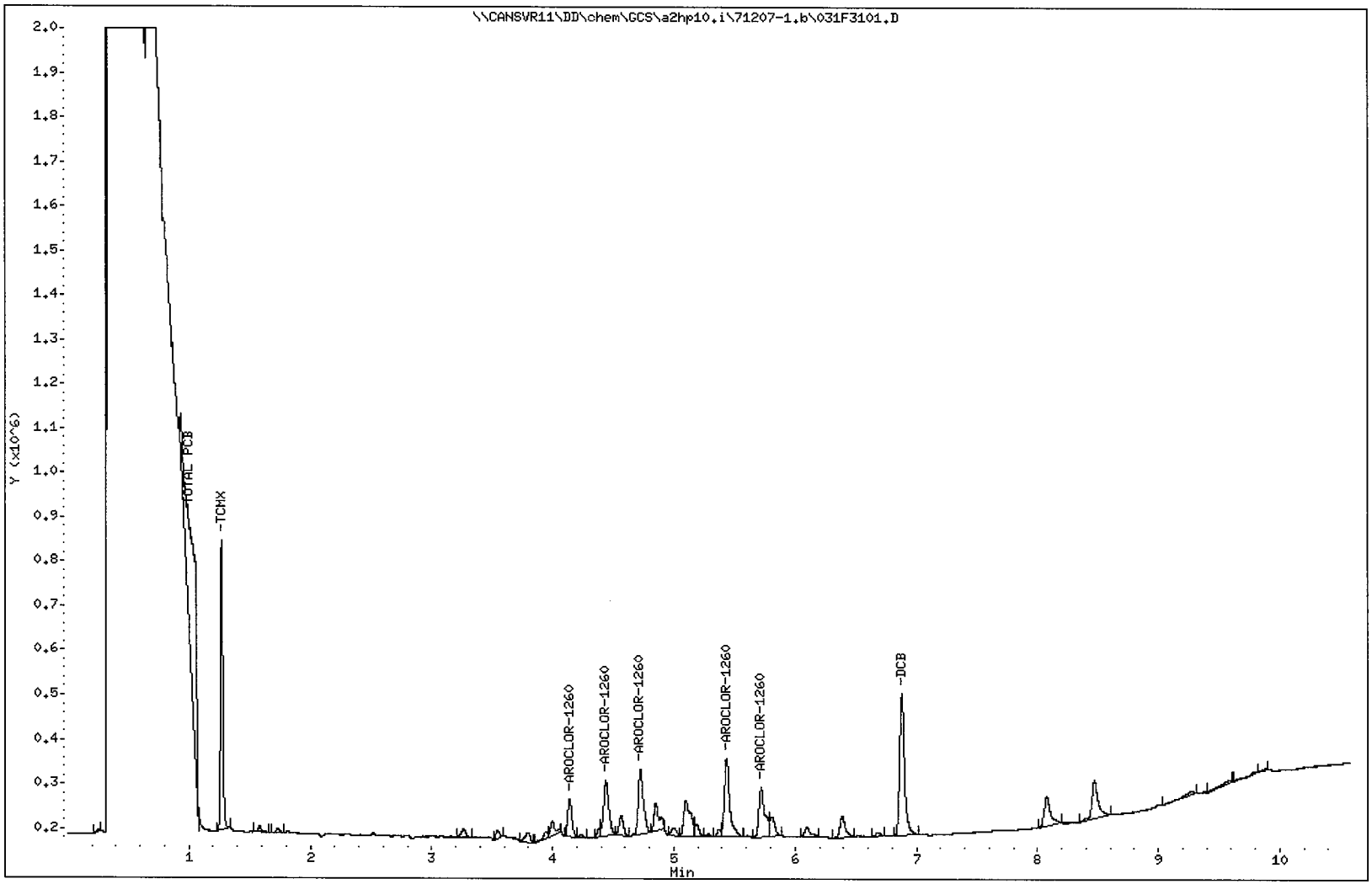

Data File: \\CANSVR11\DD\chem\GCS\a2hp10.i\71207-1.b\033F3301.D
Date : 07-DEC-2007 19:48
Client ID: SB-510-0810 Instrument: a2hp10.i
Sample Info: KC9PW1AH
Volume Injected (uL): 1.0 Operator:
Column phase: restek pest clpI Column diameter: 0.53

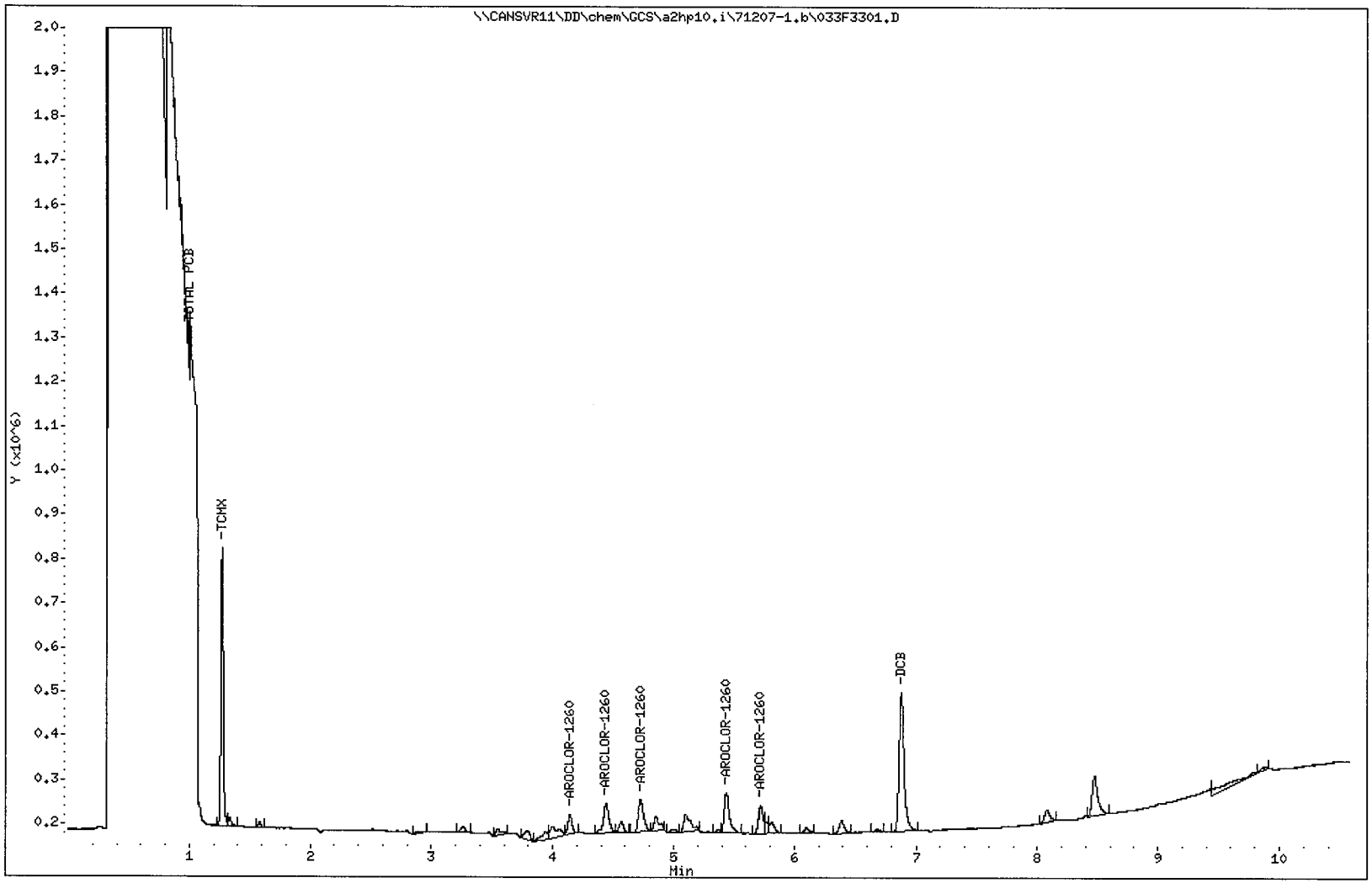

Data File: \\CANSVR11\DD\chem\GCS\a2hp10.i\71207-1.b\037F3701.D
Date : 07-DEC-2007 20:49
Client ID: SB-511-0001 Instrument: a2hp10.i
Sample Info: KC9P01AH
Volume Injected (uL): 1.0 Operator:
Column phase: restek pest clpI Column diameter: 0.53

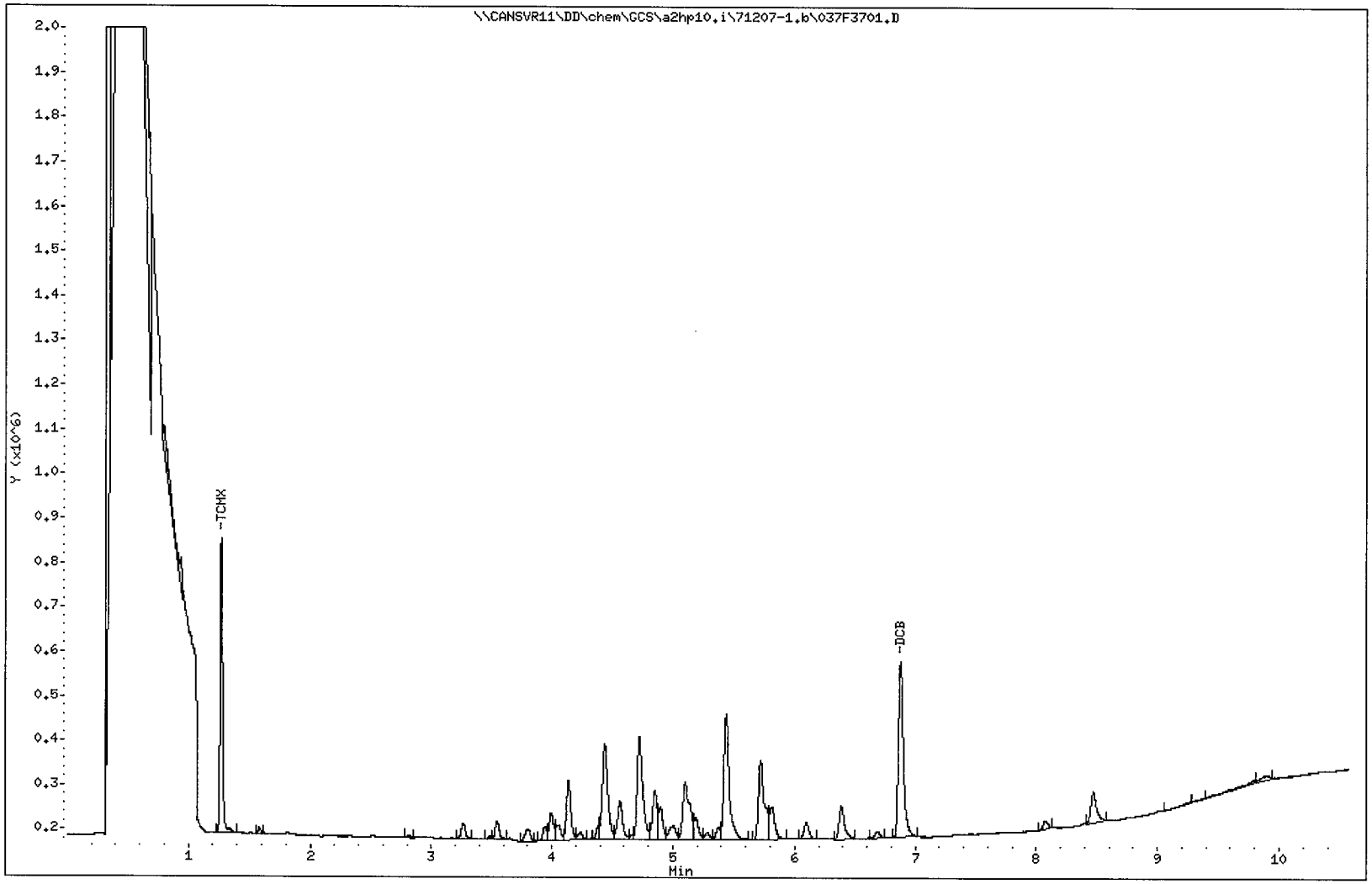

Data File: \\CANSVR11\DD\chem\GCS\a2hp10.i\71207-1.b\040F4001.D
Date : 07-DEC-2007 21:34
Client ID: SB-511-0406 Instrument: a2hp10.i
Sample Info: KC9P11AH
Volume Injected (uL): 1.0 Operator:
Column phase: restek pest clpI Column diameter: 0.53

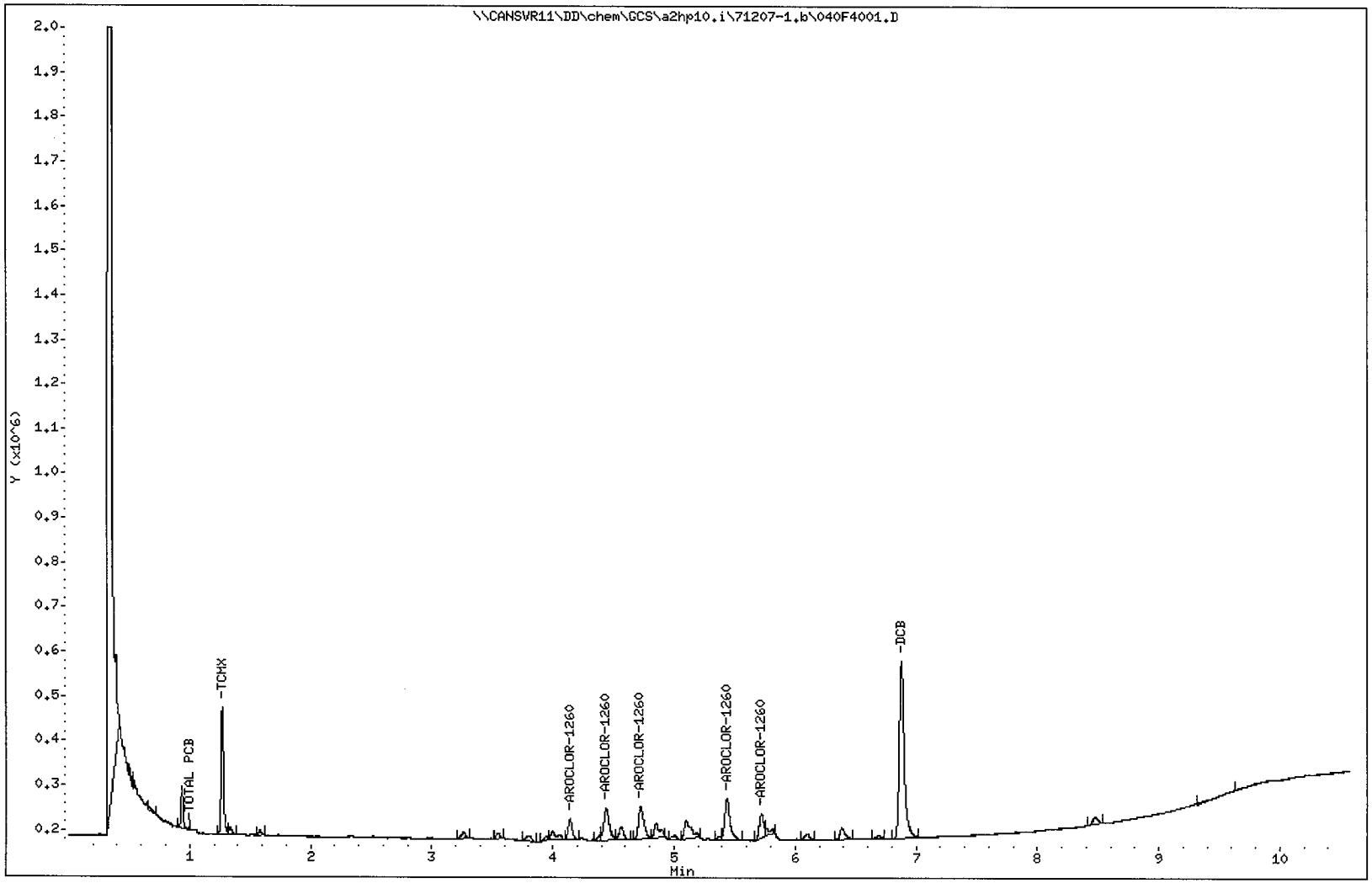

Data File: \\CANSVR11\DD\chem\GCS\a2hp10.i\71207-1.b\042F4201.D
Date : 07-DEC-2007 22:05
Client ID: SB-512-0001 Instrument: a2hp10.i
Sample Info: KC9P31AH
Volume Injected (uL): 1.0 Operator:
Column phase: restek pest clpI Column diameter: 0.53

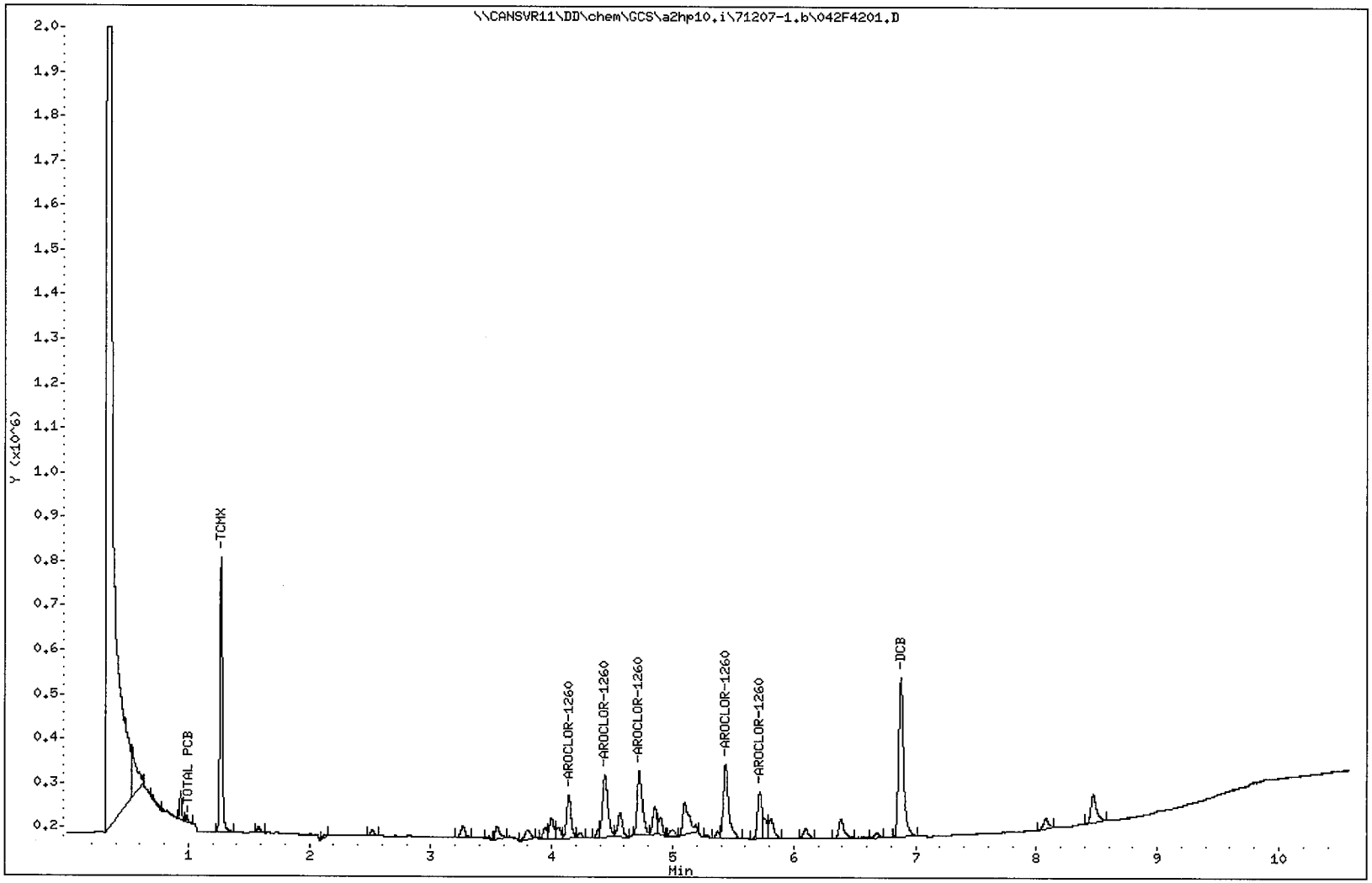

Data File: \\CANSVR11\DD\chem\GCS\a2hp10.i\71207-1.b\044F4401.D
Date : 07-DEC-2007 22:35
Client ID: SB-512-0810 Instrument: a2hp10.i
Sample Info: KC9P71AH
Volume Injected (uL): 1.0 Operator:
Column phase: restek pest clpI Column diameter: 0.53

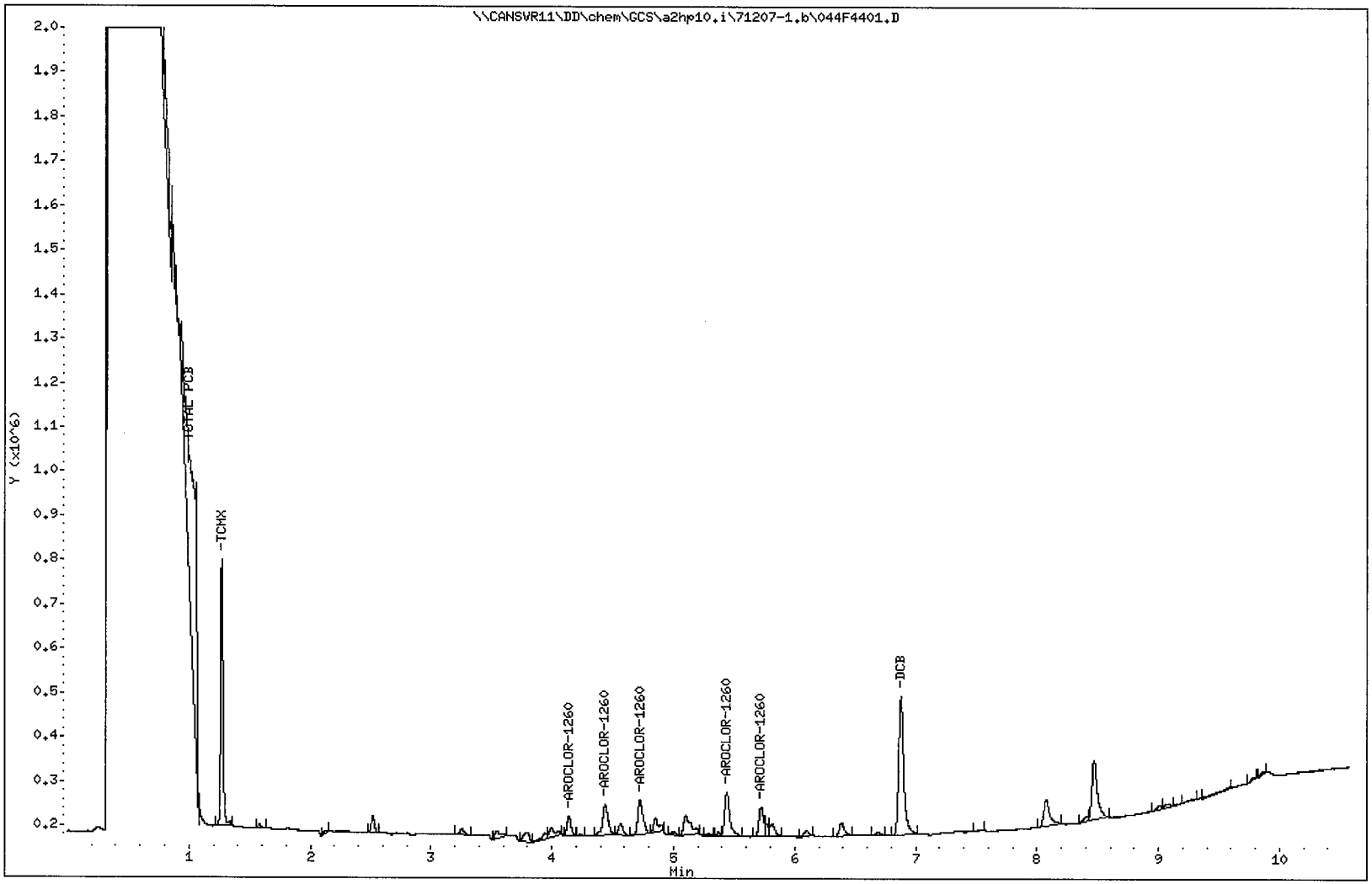

Data File: \\CANSVR11\DD\chem\GCS\a2hp10.i\71207-1.b\045F4501.D
Date : 07-DEC-2007 22:50
Client ID: SB-513-0001 Instrument: a2hp10.i
Sample Info: KC9P81AH
Volume Injected (uL): 1.0 Operator:
Column phase: restek pest clpI Column diameter: 0.53

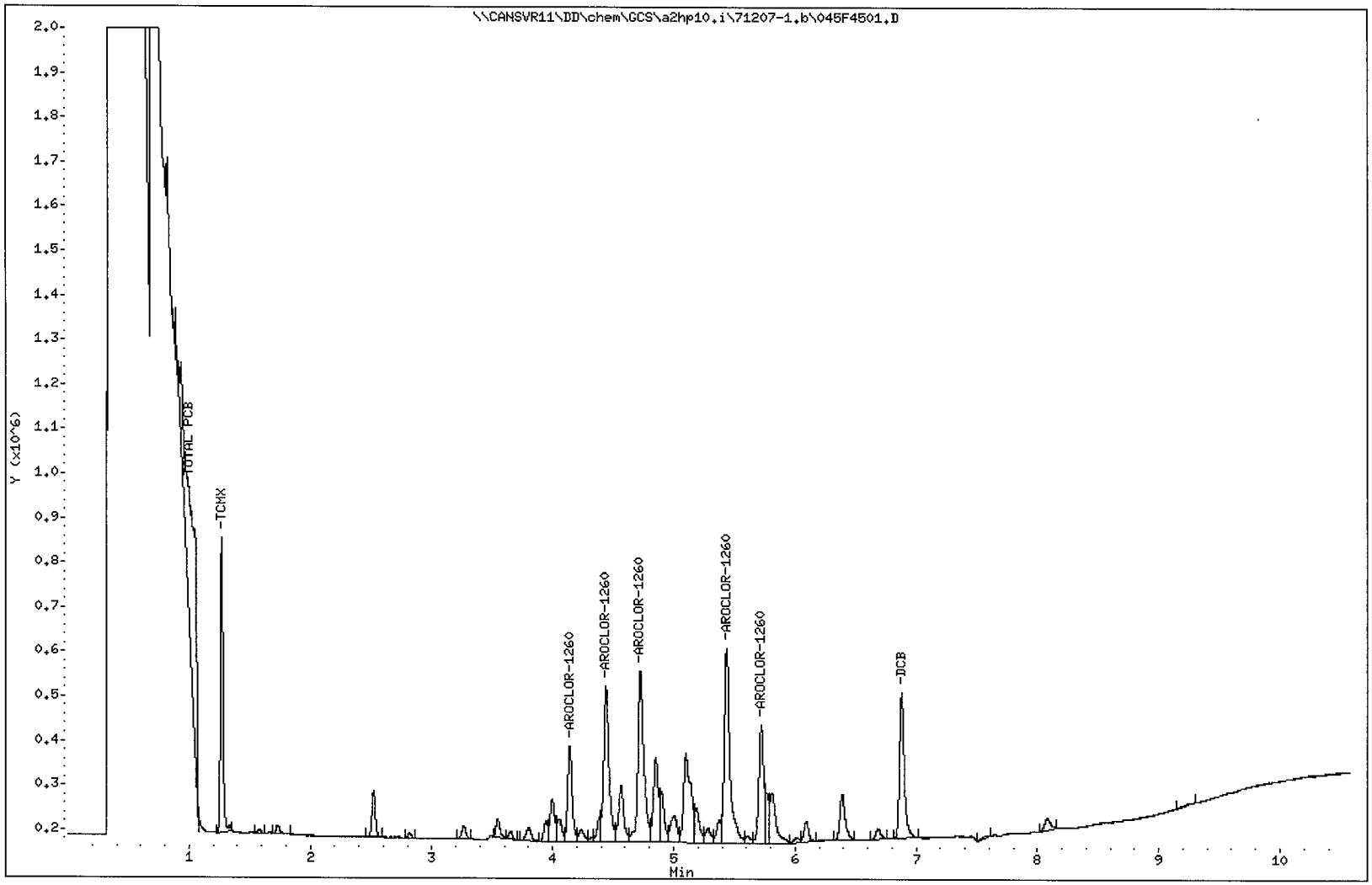

Data File: \\CANSVR11\DD\chem\GCS\a2hp10.i\71207-1.b\054F5401.D
Date : 08-DEC-2007 01:07
Client ID: SB-515-0001
Instrument: a2hp10.i
Sample Info: KC9QX1AH
Volume Injected (uL): 1.0
Operator:
Column phase: restek pest clpI
Column diameter: 0.53

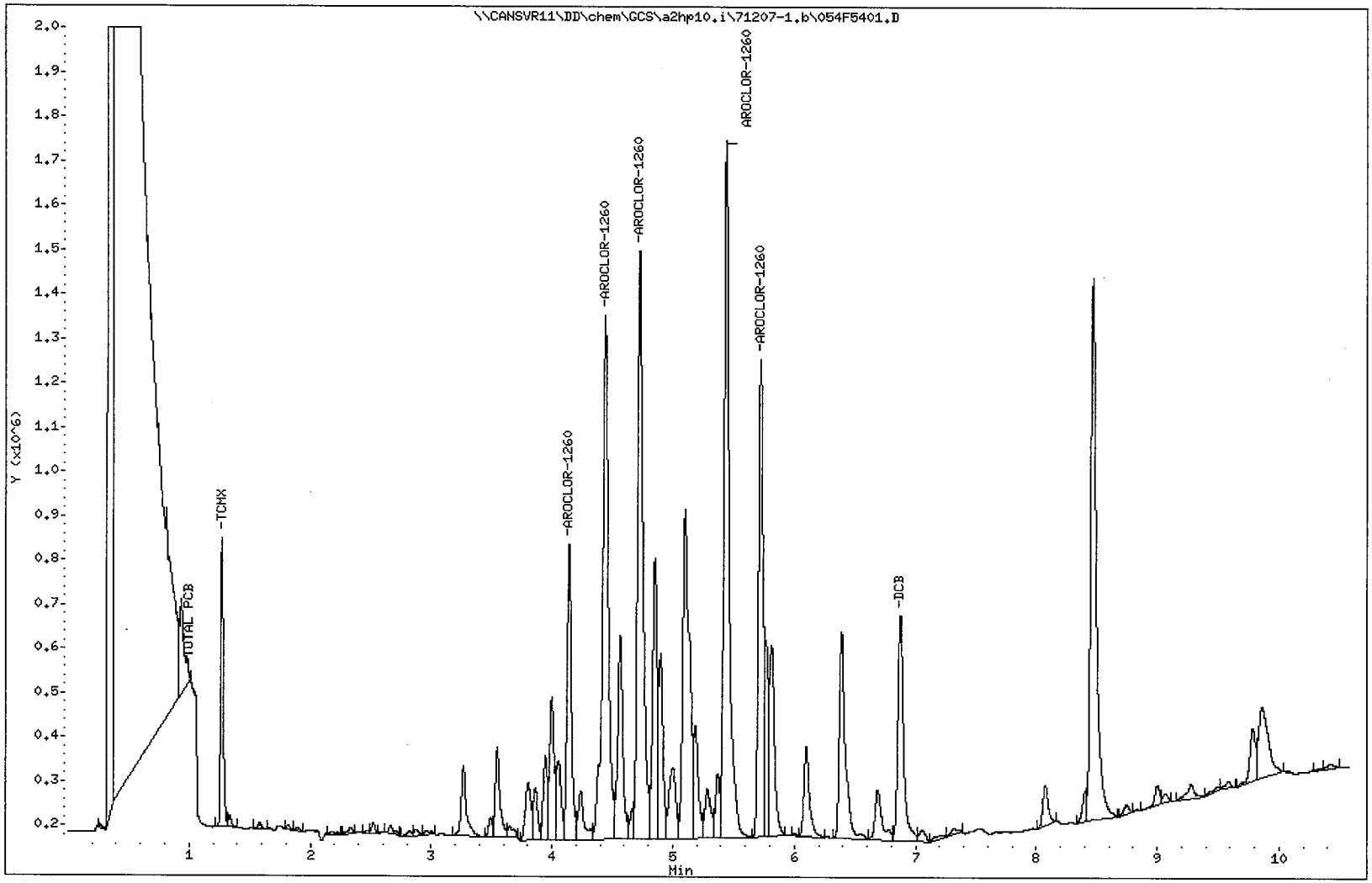

Data File: \\CANSVR11\DD\chem\GCS\a2hp11.i\71102IC-1.b\71102IC-1.b\029F2901.D
Date : 02-NOV-2007 21:33
Client ID:
Sample Info: 1660,,1,4

Column phase: restek pest clpI

Instrument: a2hp11.i

Operator:
Column diameter: 0.32

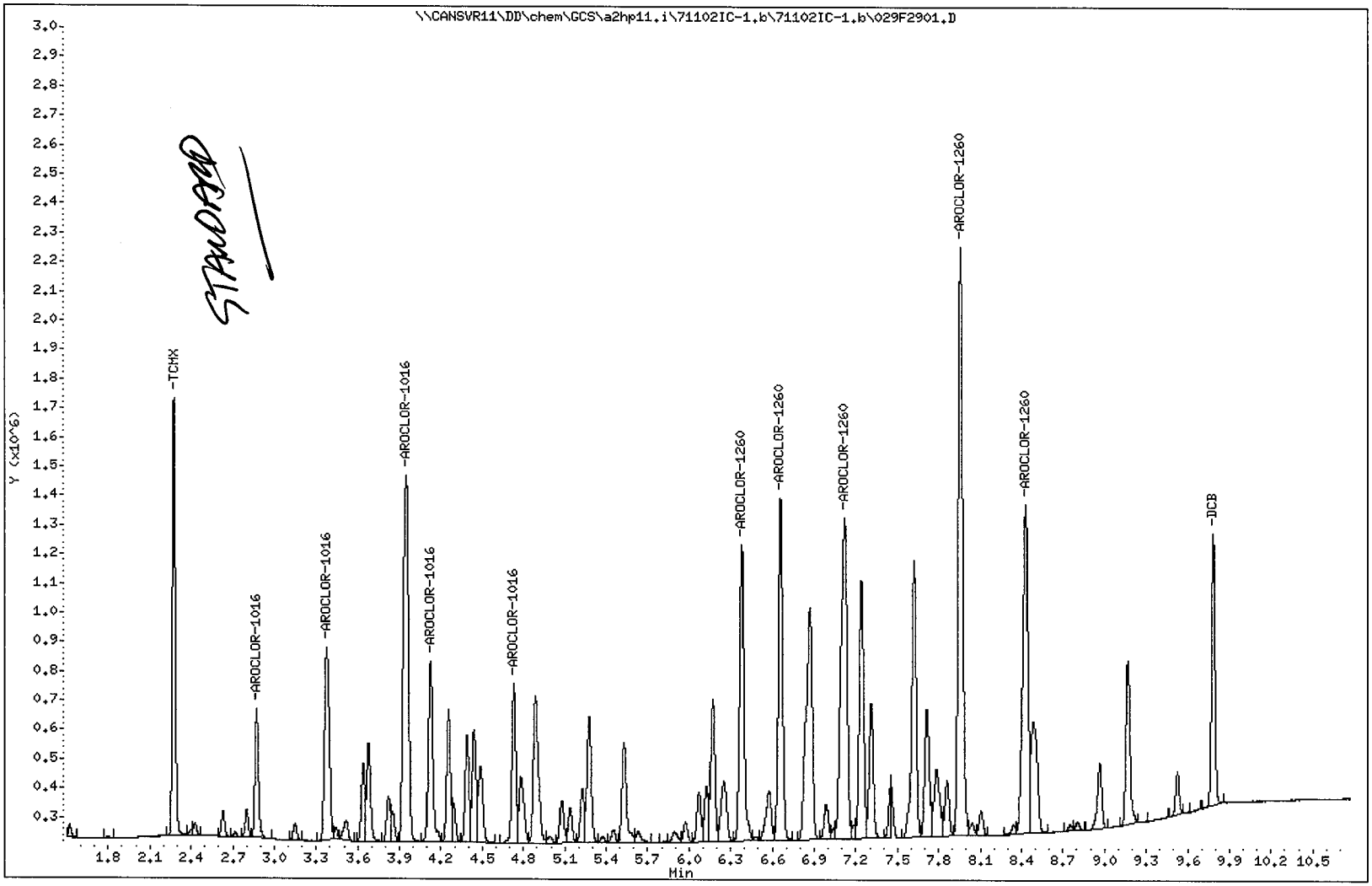

Data File: \\cansvr11\DD\chem\GCS\a2hp11.i\71211-1.b\71211-1.b\010F0401.D
Date : 11-DEC-2007 11:16
Client ID: SB-515-0810 Instrument: a2hp11.i
Sample Info: KC9Q31AH
Volume Injected (uL): 1.0 Operator:
Column phase: restek pest clpI Column diameter: 0.32

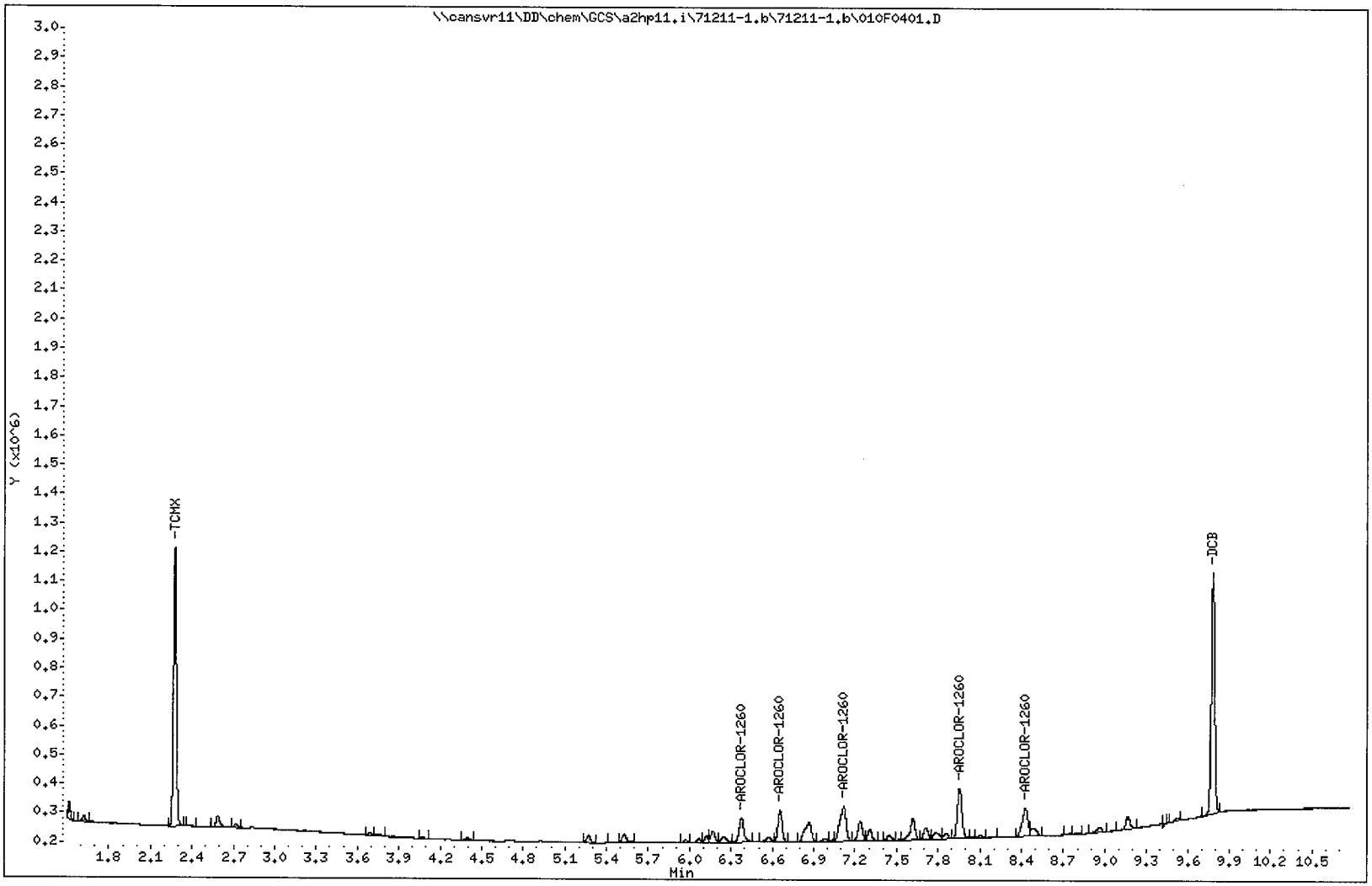

Data File: \\cansvr11\DD\chem\GCS\a2hp11.i\71211-1.b\71211-1.b\011F0501.D
Date : 11-DEC-2007 11:32
Client ID: DUP-05 Instrument: a2hp11.i
Sample Info: KC9Q51AH
Volume Injected (uL): 1.0 Operator:
Column phase: restek pest clpI Column diameter: 0.32

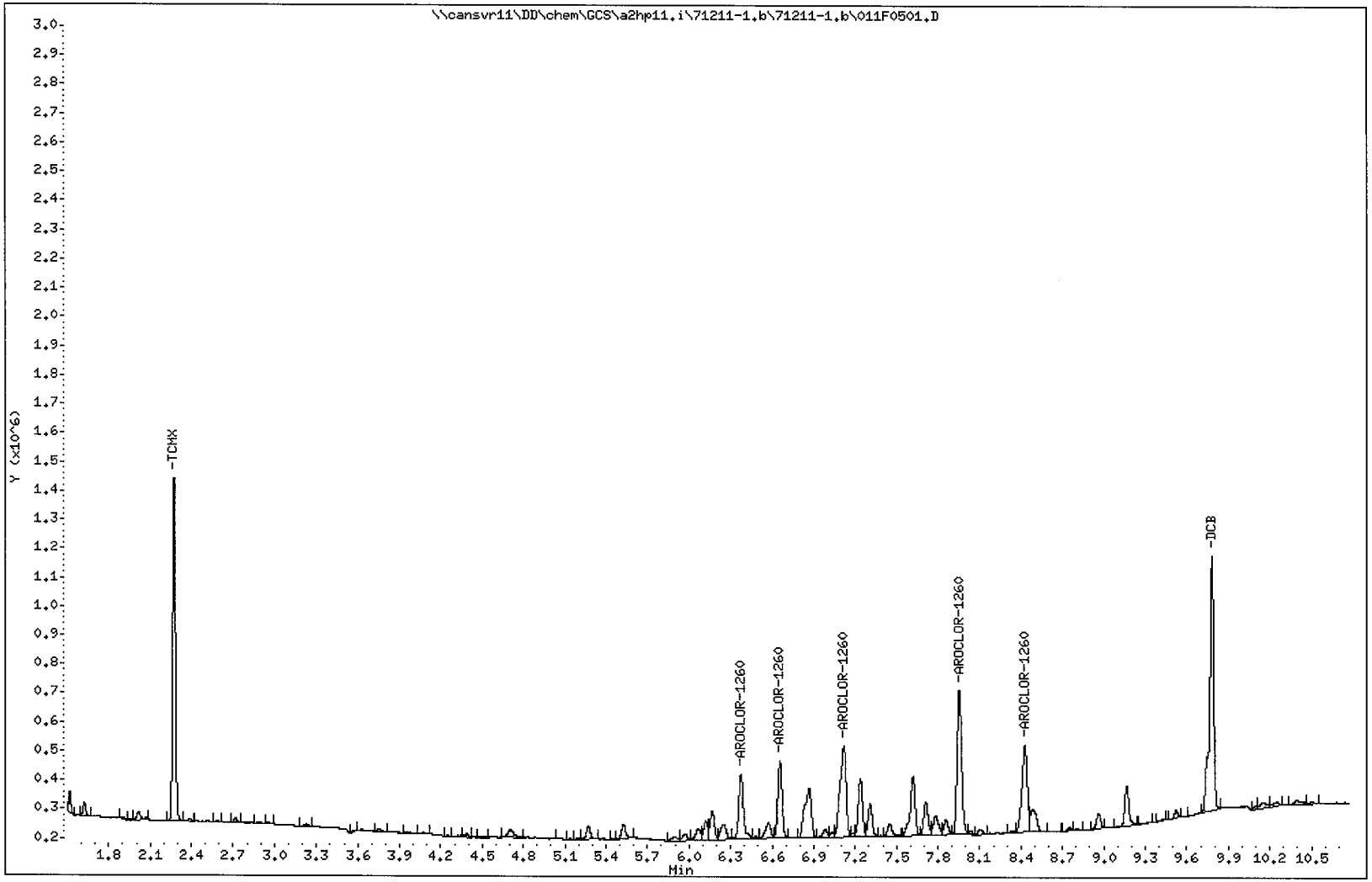

Data File: \\cansvr11\DD\chem\GCS\a2hp11.i\71211-1.b\71211-1.b\015F0901.D
Date : 11-DEC-2007 12:34
Client ID: SB-517-0810
Instrument: a2hp11.i
Sample Info: KC9RC1AH
Volume Injected (uL): 1.0
Operator:
Column phase: restek pest clpI
Column diameter: 0.32

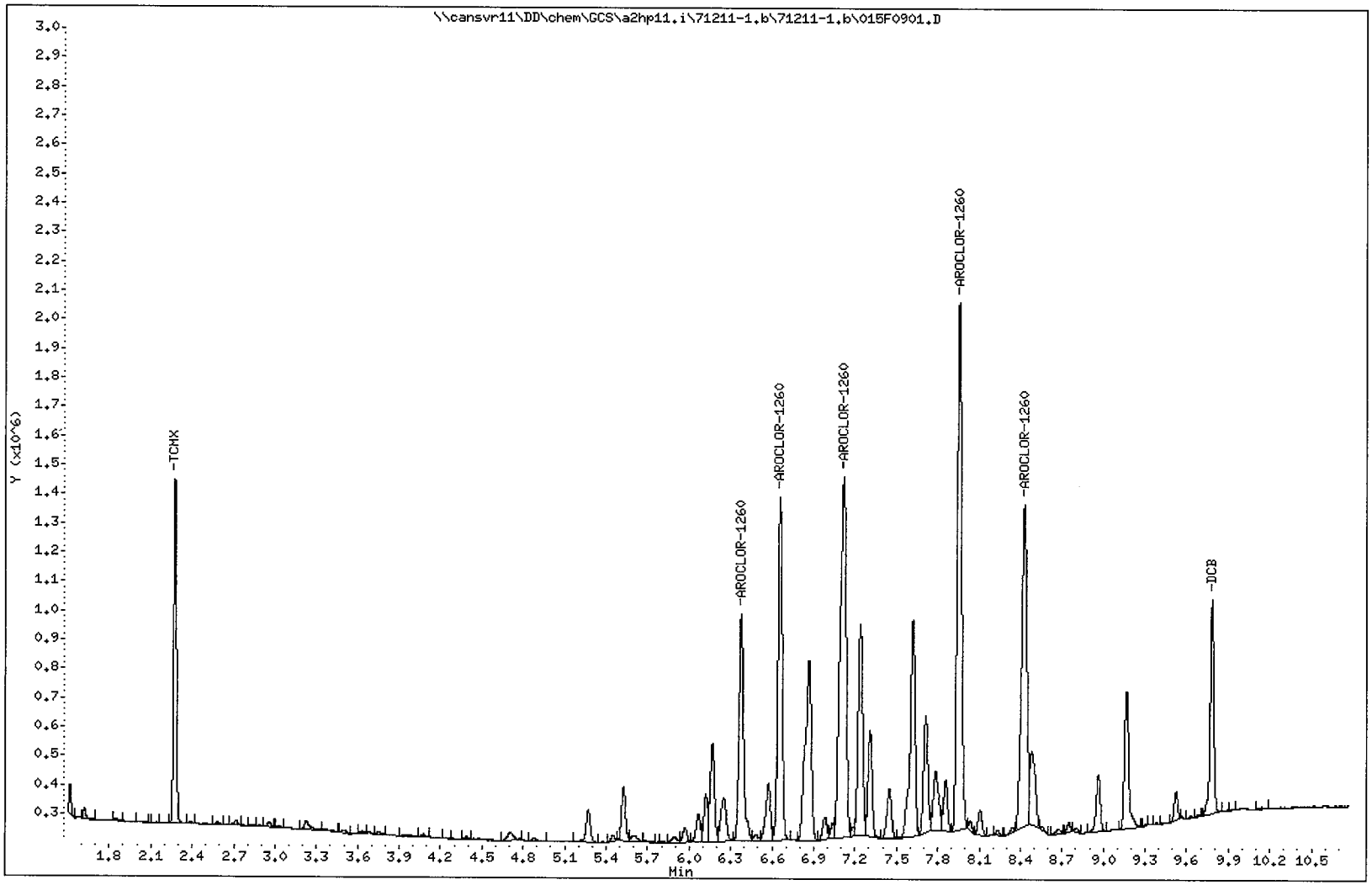

LOCKHEED MIDDLE RIVER
SOIL DATA
7L01179

FRACTION	CHEMICAL	SB-512-0810	UNITS	DUP-05	RPD	D
OS	2,4,6-TRIBROMOPHENOL	ND	%	32	200.00	32.00
OS	2-FLUOROBIPHENYL	ND	%	58	200.00	58.00
OS	2-FLUOROPHENOL	ND	%	56	200.00	56.00
OS	2-METHYLNAPHTHALENE	ND	UG/KG	63 J	200.00	63.00
OS	ACENAPHTHENE	ND	UG/KG	35 J	200.00	35.00
OS	ACENAPHTHYLENE	ND	UG/KG	18 J	200.00	18.00
OS	ANTHRACENE	ND	UG/KG	58 J	200.00	58.00
OS	BENZO(A)ANTHRACENE	63 J	UG/KG	280 J	126.53	217.00
OS	BENZO(A)PYRENE	75 J	UG/KG	310 J	122.08	235.00
OS	BENZO(B)FLUORANTHENE	98 J	UG/KG	370 J	116.24	272.00
OS	BENZO(G,H,I)PERYLENE	68 J	UG/KG	250 J	114.47	182.00
OS	BENZO(K)FLUORANTHENE	ND	UG/KG	150 J	200.00	150.00
OS	CHRYSENE	79 J	UG/KG	360 J	128.02	281.00
OS	DIBENZO(A,H)ANTHRACENE	ND	UG/KG	61 J	200.00	61.00
OS	DIBENZOFURAN	ND	UG/KG	91 J	200.00	91.00
OS	FLUORANTHENE	120 J	UG/KG	600	133.33	480.00
OS	FLUORENE	ND	UG/KG	17 J	200.00	17.00
OS	INDENO(1,2,3-CD)PYRENE	48 J	UG/KG	180 J	115.79	132.00
OS	NAPHTHALENE	ND	UG/KG	65 J	200.00	65.00
OS	NITROBENZENE-D5 (SURR)	ND	%	56	200.00	56.00
OS	PHENANTHRENE	90 J	UG/KG	550	143.75	460.00
OS	PHENOL-D5 (SURR)	ND	%	56	200.00	56.00
OS	PYRENE	140 J	UG/KG	710	134.12	570.00
OS	TERPHENYL-D14 (SURR)	ND	%	71	200.00	71.00
OV	1,2-DICHLOROETHANE-D4 (SURR)	ND	%	86	200.00	86.00
OV	4-BROMOFLUOROBENZENE	ND	%	82	200.00	82.00
OV	ACETONE	20 J	UG/KG	12 J	50.00	8.00
OV	FLUORODIBROMOMETHANE	ND	%	78	200.00	78.00
OV	METHYLENE CHLORIDE	4.8 B	UG/KG	4.7 J	2.11	0.10
OV	NAPHTHALENE	110 B	UG/KG	51 B	73.29	59.00

Current RPD Quality Control Limit: 50 %.
Shaded cells indicate RPDs that exceed the applicable quality control limit.

LOCKHEED MIDDLE RIVER
SOIL DATA
7L01179

FRACTION	CHEMICAL	SB-512-0810	UNITS	DUP-05	RPD	D
OV	TOLUENE-D8 (SURR)	ND	%	81	200.00	81.00
PEST/PCB	2,4,5,6-TETRACHLORO-M-XYLENE	ND	%	91	200.00	91.00
PEST/PCB	AROCLOR-1260	18 J	UG/KG	53	98.59	35.00
PEST/PCB	PCB-209	ND	%	129	200.00	129.00

Current RPD Quality Control Limit: 50 %.
Shaded cells indicate RPDs that exceed the applicable quality control limit.

Sequence: C:\HPCHEM\1\SEQUENCE\71129IC.S

Sequence Parameters:

Operator:	2398
Data File Naming:	Auto
Data Directory:	C:\HPCHEM\1\DATA\
Data Subdirectory:	71129IC
Part of Methods to run:	According to Runtime Checklist
Barcode Reader:	not used
Shutdown Cmd/Macro:	none

Sequence Comment:
E144 TPH
E144 BUSTR TPHE075
E119 dro DCM E37E24

Sequence Table (Front Injector):

Calibration Part:

Line	Vial	SampleName	Method	CalLev	Update RF	Update RT	Interval

Quantification Part:

Line	Vial	SampleName	SampleAmount	ISTDAmt	Multiplier	Dilution
1	1	E193,,1,1				
2	2	E193,,1,2				
3	3	E193,,1,3				
4	4	E193,,1,4				
5	5	E193,,1,5				
6	6	ICVE174,,2				
7	7	E194 1				
8	8	E194 2				
9	9	E194 3				
10	10	E194 4				
11	11	E194 5				
12	12	C34E193,,2				
13	13	KATL31AJ				
14	14	KATL41AJ				
15	15	KATL51AJ				
16	16	KATL61AJ				
17	17	KATL81AJ				
18	18	KATL91AJ				
19	19	KATMA1AJ				
20	20	KATMC1AJ				
21	21	KATMD1AJ				
22	22	KCX7M1AA				
23	23	KCX7M1AC				
24	24	KCX7M1AD				
25	25	C34E193,,2				

C10 - C32 5.302 - 15.168 pass

C10 - C20 5.302 - 10.430 pass

C20 - C32 10.440 - 16.003 Fail

Sequence Table (Back Injector):

Tetra Tech NUS **INTERNAL CORRESPONDENCE**

TO:	**M.MARTIN**	**DATE:**	**FEBRUARY 14, 2008**
FROM:	**TERRI L. SOLOMON**	**COPIES:**	**DV FILE**

SUBJECT: **INORGANIC DATA VALIDATION – SELECT METALS, PERCENT SOLIDS**
LOCKHEED MIDDLE RIVER
SAMPLE DELIVERY GROUP (SDG) – 7L01179

SAMPLES: 37/Soils/

DUP-04	DUP-05	DUP-06
SB-509-0001	SB-509-0406	SB-509-0810
SB-510-0001	SB-510-0406	SB-510-0810
SB-511-0001	SB-511-0406	SB-511-0810
SB-512-0001	SB-512-0406	SB-512-0810
SB-513-0001	SB-513-0406	SB-513-0810
SB-514-0001	SB-514-0406	SB-514-0810
SB-515-0001	SB-515-0406	SB-515-0810
SB-516-0001	SB-517-0001	SB-517-0406
SB-517-0810	SB-518-0001	SB-518-0406
SB-518-0810	SB-519-0001	SB-519-0406
SB-519-0810	SB-520-0001	SB-520-0406
SB-520-0810		

Overview

The sample set for Lockheed Martin Middle River, SDG 7L01179, consists of thirty-seven (37) soil environmental samples. Three field duplicate pairs (SB-510-0810 / DUP-04, SB-512-0810 / DUP-05 and SB-514-0810 / DUP-06) were included within this SDG.

All samples were analyzed for select metals including antimony, arsenic, barium, beryllium, cadmium, chromium, cobalt, copper, iron, lead, manganese, mercury, molybdenum, nickel, selenium, silver, thallium, vanadium and zinc and percent solids. The samples were collected by Tetra Tech NUS on November 28, 29 and 30, 2007 and analyzed by Test America. Metals analyses with the exception of iron and manganese were conducted using SW-846 method 6020. Iron and manganese analyses were conducted using SW-846 method 6010B. Mercury analyses were conducted using SW-846 method 7471A. Percent solids analyses were conducted using MCAWW 160.3 MOD.

The findings offered in this report are based upon a general review of all available data. The data review was based on data completeness, holding times, initial and continuing calibration verification results, laboratory method / preparation blank results, ICP interference results, laboratory control sample recoveries, matrix spike / matrix spike duplicate recoveries, laboratory duplicate results, ICP serial dilution results, field duplicate results, detection limits and analyte quantitation.

Areas of concern with respect to data quality are listed below.

Major Problems – None.

Minor Problems

- The contract required detection limit (CRDL) percent recovery for mercury was < 80% quality control limit affecting all samples. The positive results < 2X CRDL and the nondetected results reported for mercury were qualified as biased low, "L" and "UL", respectively.

- The CRDL percent recovery for arsenic was < 90% quality control limit affecting batch 7338019. The positive results < 2X CRDL reported for arsenic for samples SB-515-0406, SB-515-0810, DUP-05, DUP-06, SB-517-0001, SB-517-0406, SB-517-0810, SB-518-0001, SB-518-0406, SB-518-0810, SB-519-0001, SB-519-0406, SB-519-0810, SB-516-0001, SB-520-0001, SB-520-0406 and SB-520-0810 were qualified as biased low, "L".

- The CRDL percent recovery for thallium was >110% quality control limit affecting batch 7338019. The positive results < 2X CRDL reported for thallium for samples SB-515-0406, SB-515-0810, DUP-05, DUP-06, SB-517-0001, SB-517-0406, SB-517-0810, SB-518-0001, SB-518-0406, SB-519-0001, SB-519-0406, SB-516-0001, SB-520-0001, SB-520-0406 and SB-520-0810 were qualified as biased high, "K".

- The CRDL percent recoveries for antimony and selenium were < 90 % quality control limit affecting batch 7338020. The positive results < 2X CRDL and nondetects reported for antimony and selenium for samples SB-510-0001, SB-510-0406, SB-510-0810, DUP-04, SB-511-0001, SB-511-0406, SB-511-0810, SB-512-0001, SB-512-0406, SB-512-0810, SB-513-0001, SB-513-0406, SB-513-0810, SB-509-0001, SB-509-0406, SB-509-0810, SB-514-0001, SB-514-0406, SB-514-0810 and SB-515-0001 were qualified as biased low, "L" and "UL", respectively.

- The following contaminants were detected in the laboratory method/preparation blanks at the following maximum concentrations:

Analyte	Maximum Concentration	Action Level
Antimony	0.2 ug/L	0.1 mg/kg
Barium[(1)]	0.070 mg/kg	0.35 mg/kg
Beryllium	0.023 ug/L	0.0115 mg/kg
Cadmium	0.025 ug/L	0.0125 mg/kg
Chromium[(1)]	0.060 mg/kg	0.3 mg/kg
Cobalt	0.022 ug/L	0.011 mg/kg
Copper[(1)]	0.038 mg/kg	0.19 mg/kg
Iron[(1)]	4.9 mg/kg	24.5 mg/kg
Lead[(1)]	0.012 mg/kg	0.06 mg/kg
Manganese[(1)]	0.051 mg/kg	0.255 mg/kg
Molybdenum	0.75 ug/L	0.375 mg/kg
Nickel[(1)]	0.032 mg/kg	0.16 mg/kg
Silver	0.044 ug/L	0.022 mg/kg
Thallium	0.032 ug/L	0.016 mg/kg
Vanadium[(1)]	0.030 mg/kg	0.15 mg/kg
Zinc[(1)]	0.95 mg/kg	1.9 mg/kg

Affects samples SB-515-0406, SB-515-0810, DUP-05, DUP-06, SB-517-0001, SB-517-0406, SB-517-0810, SB-518-0001, SB-518-0406, SB-518-0810, SB-519-0001, SB-519-0406, SB-519-0810, SB-516-0001, SB-520-0001, SB-520-0406 and SB-520-0810.

(1) Maximum concentration present a soil preparation blank.

Analyte	Maximum Concentration	Action Level
Barium[(1)]	0.13 mg/kg	0.65 mg/kg
Beryllium	0.039 ug/L	0.0195 mg/kg
Cadmium	0.033 ug/L	0.0165 mg/kg
Chromium	0.13 ug/L	0.065 mg/kg
Cobalt	0.041 ug/L	0.0205 mg/kg
Copper[(1)]	0.051 mg/kg	0.255 mg/kg
Iron[(1)]	3.9 mg/kg	19.5 mg/kg
Lead	0.051 ug/L	0.0255 mg/kg
Lead[(3)]	0.084 ug/L	0.042 mg/kg
Manganese[(1)]	0.075 mg/kg	0.375 mg/kg
Molybdenum	1.6 ug/L	0.8 mg/kg
Molybdenum[(2)]	1.7 ug/L	0.85 mg/kg
Nickel	0.25 ug/L	0.125 mg/kg
Silver[(1)]	0.0026 mg/kg	0.013 mg/kg
Thallium	0.15 ug/L	0.075 mg/kg
Thallium[(3)]	0.3 ug/L	0.15 mg/kg
Zinc[(1)]	1.9 mg/kg	9.5 mg/kg

Affects samples SB-510-0001, SB-510-0406, SB-510-0810, DUP-04, SB-511-0001, SB-511-0406, SB-511-0810, SB-512-0001, SB-512-0406, SB-512-0810, SB-513-0001, SB-513-0406, SB-513-0810, SB-509-0001, SB-509-0406, SB-509-0810, SB-514-0001, SB-514-0406, SB-514-0810 and SB-515-0001

(1) Maximum concentration present in a soil preparation blank.
(2) Maximum concentration affecting samples SB-510-0001, SB-510-0406, SB-510-0810, DUP-04, SB-511-0001, SB-511-0406, SB-511-0810, SB-512-0406, SB-512-0810, SB-509-0406 and SB-509-0810.
(3) Maximum concentration affecting samples SB-511-0001, SB-511-0406, and SB-512-0406.

An action level of 5X the maximum contaminant level has been used to evaluate sample data for blank contamination. Sample aliquot, percent solids and dilution factors, if applicable, were taken into consideration when evaluating for blank contamination. Positive results less than the blank action level reported for antimony, cadmium, molybdenum, thallium and zinc were qualified "B" as a result of laboratory blank contamination.

- The interfering analyte iron was present in sample SB-515-0406 at a concentration comparable to the concentration of iron in the interference check sample (ICS) solution. Several analytes namely, antimony, barium, cadmium, chromium, cobalt, copper, lead, manganese, molybdenum, nickel, silver and zinc were present in the ICS solution at a concentration that exceeded the absolute value of the instrument detection limit (IDL). Interference effects exist for antimony, cadmium, molybdenum and silver in the affected sample. The positive result reported for silver was qualified as biased high, "K". The positive result reported for antimony was qualified as estimated, "J", due to conflicting noncompliances. No validation actions were warranted for cadmium and molybdenum as the results were qualified for blank contamination.

- The interfering analyte iron was present in samples SB-515-0810 and SB-520-0406 at a concentration comparable to the concentration of iron in the interference check sample (ICS) solution. Several analytes namely, antimony, barium, cadmium, chromium, cobalt, copper,

lead, manganese, molybdenum, nickel, silver and zinc were present in the ICS solution at a concentration that exceeded the absolute value of the instrument detection limit (IDL). Interference effects exist for antimony, cadmium and molybdenum in the affected samples. The positive result reported for cadmium for sample SB-520-0406 was qualified as biased high, "K". No validation actions were warranted for antimony and molybdenum as the results were qualified for blank contamination.

- The interfering analyte iron was present in samples SB-516-0001, SB-517-0001, SB-517-0810, SB-520-0810 and DUP-05 at a concentration comparable to the concentration of iron in the interference check sample (ICS) solution. Several analytes namely, antimony, barium, cadmium, chromium, cobalt, copper, lead, manganese, molybdenum, nickel, silver and zinc were present in the ICS solution at a concentration that exceeded the absolute value of the instrument detection limit (IDL). Interference effects exist for cadmium and molybdenum in the affected samples. The positive results reported for cadmium were qualified as biased high, "K". No validation actions were warranted for molybdenum as the results were qualified for blank contamination.

- The interfering analyte iron was present in sample SB-517-0406 at a concentration comparable to the concentration of iron in the interference check sample (ICS) solution. Several analytes namely, antimony, barium, cadmium, chromium, cobalt, copper, lead, manganese, molybdenum, nickel, silver and zinc were present in the ICS solution at a concentration that exceeded the absolute value of the instrument detection limit (IDL). Interference effects exist for antimony and cadmium in the affected sample. The positive result reported for antimony was qualified as estimated, "J", as a result of conflicting noncompliances. The positive result reported for cadmium was qualified as biased high, "K".

- The interfering analyte iron was present in samples SB-518-0001, SB-518-0406, SB-519-0001 and SB-519-0406 at a concentration comparable to the concentration of iron in the interference check sample (ICS) solution. Several analytes namely, antimony, barium, cadmium, chromium, cobalt, copper, lead, manganese, molybdenum, nickel, silver and zinc were present in the ICS solution at a concentration that exceeded the absolute value of the instrument detection limit (IDL). Interference effects exist for antimony, cadmium and molybdenum in the affected samples. The positive results reported for cadmium were qualified as biased high, "K". The positive results reported for antimony were qualified as estimated, "J", as a result of conflicting noncompliances. No validation actions were warranted for molybdenum as the results were qualified for blank contamination.

- The interfering analyte iron was present in sample SB-520-0001 at a concentration comparable to the concentration of iron in the interference check sample (ICS) solution. Several analytes namely, antimony, barium, cadmium, chromium, cobalt, copper, lead, manganese, molybdenum, nickel, silver and zinc were present in the ICS solution at a concentration that exceeded the absolute value of the instrument detection limit (IDL). Interference effects exist for cadmium and molybdenum in the affected sample. The positive result reported for cadmium was qualified as biased high, "K". The positive result reported for molybdenum was qualified as estimated, "J", as a result of conflicting noncompliances.

- The interfering analyte iron was present in sample DUP-06 at a concentration comparable to the concentration of iron in the interference check sample (ICS) solution. Several analytes namely, antimony, barium, cadmium, chromium, cobalt, copper, lead, manganese, molybdenum, nickel, silver and zinc were present in the ICS solution at a concentration that exceeded the absolute value of the instrument detection limit (IDL). Interference effects exist for antimony, cadmium, molybdenum and silver in the affected sample. The positive results reported for cadmium and silver were qualified as biased high, "K". The positive result reported for antimony was qualified as estimated, "J", as a result of conflicting noncompliances. No validation action was warranted for molybdenum as the result was qualified for blank contamination.

- The interfering analyte iron was present in sample DUP-04 at a concentration comparable to the concentration of iron in the interference check sample (ICS) solution. Several analytes namely, antimony, barium, cadmium, chromium, cobalt, copper, manganese, molybdenum, nickel, silver and zinc were present in the ICS solution at a concentration that exceeded the absolute value of the instrument detection limit (IDL). Interference effects exist for antimony, cadmium and molybdenum in the affected sample. The positive result reported for antimony was qualified as biased low, "L". No validation actions were warranted for cadmium and molybdenum as the results were qualified for blank contamination.

- The interfering analyte iron was present in sample SB-510-0001 at a concentration comparable to the concentration of iron in the interference check sample (ICS) solution. Several analytes namely, antimony, barium, cadmium, chromium, cobalt, copper, manganese, molybdenum, nickel, silver and zinc were present in the ICS solution at a concentration that exceeded the absolute value of the instrument detection limit (IDL). Interference effects exist for cadmium and molybdenum in the affected sample. The positive results reported for cadmium and molybdenum were qualified as biased high, "K".

- The interfering analyte iron was present in sample SB-510-0406 at a concentration comparable to the concentration of iron in the interference check sample (ICS) solution. Several analytes namely, antimony, barium, cadmium, chromium, cobalt, copper, manganese, molybdenum, nickel, silver and zinc were present in the ICS solution at a concentration that exceeded the absolute value of the instrument detection limit (IDL). Interference effects exist for antimony, cadmium and silver in the affected sample. The positive result reported for antimony was qualified as biased low, "L". The positive result reported for silver was qualified as biased high, "K". No validation action was warranted for cadmium as the result was qualified for blank contamination.

- The interfering analyte iron was present in samples SB-510-0810 and SB-514-0810 at a concentration comparable to the concentration of iron in the interference check sample (ICS) solution. Several analytes namely, antimony, barium, cadmium, chromium, cobalt, copper, manganese, molybdenum, nickel, silver and zinc were present in the ICS solution at a concentration that exceeded the absolute value of the instrument detection limit (IDL). Interference effects exist for antimony, cadmium, molybdenum and silver in the affected samples. The positive results reported for antimony were qualified as biased low, "L". The positive results reported for cadmium and silver were qualified as biased high, "K". No validation action was warranted for molybdenum as the results were qualified for blank contamination.

- The interfering analyte iron was present in samples SB-511-0001, SB-512-0001 and SB-512-0406 at a concentration comparable to the concentration of iron in the interference check sample (ICS) solution. Several analytes namely, antimony, barium, cadmium, chromium, cobalt, copper, manganese, molybdenum, nickel, silver and zinc were present in the ICS solution at a concentration that exceeded the absolute value of the instrument detection limit (IDL). Interference effects exist for antimony, cadmium and molybdenum in the affected samples. The positive results reported for antimony were qualified as biased low, "L". The positive results reported for cadmium were qualified as biased high, "K". No validation action was warranted for molybdenum as the results were qualified for blank contamination.

- The interfering analyte iron was present in sample SB-514-0001 at a concentration comparable to the concentration of iron in the interference check sample (ICS) solution. Several analytes namely, antimony, barium, cadmium, chromium, cobalt, copper, manganese, molybdenum, nickel, silver and zinc were present in the ICS solution at a concentration that exceeded the absolute value of the instrument detection limit (IDL). Interference effects exist for antimony and molybdenum in the affected sample. The positive

result reported for antimony was qualified as biased low, "L". No validation action was warranted for molybdenum as the result was qualified for blank contamination.

- The interfering analyte iron was present in samples SB-513-0001 and SB-514-0406 at a concentration comparable to the concentration of iron in the interference check sample (ICS) solution. Several analytes namely, antimony, barium, cadmium, chromium, cobalt, copper, manganese, molybdenum, nickel, silver and zinc were present in the ICS solution at a concentration that exceeded the absolute value of the instrument detection limit (IDL). Interference effects exist for antimony and cadmium in the affected samples. The positive results reported for antimony were qualified as biased low, "L". The positive results reported for cadmium were qualified as biased high, "K".

- The interfering analyte iron was present in sample SB-515-0001 at a concentration comparable to the concentration of iron in the interference check sample (ICS) solution. Several analytes namely, antimony, barium, cadmium, chromium, cobalt, copper, manganese, molybdenum, nickel, silver and zinc were present in the ICS solution at a concentration that exceeded the absolute value of the instrument detection limit (IDL). Interference effects exist for molybdenum in the affected sample. No validation action was warranted for molybdenum as the result was qualified for blank contamination.

- The matrix spike percent recoveries for antimony, arsenic, chromium, cobalt, copper, lead, manganese, molybdenum, nickel, selenium and vanadium were < 75% quality control limit affecting samples SB-515-0406, SB-515-0810, DUP-05, DUP-06, SB-517-0001. SB-517-0406, SB-517-0810, SB-518-0001, SB-518-0406, SB-518-0810, SB-519-0001, SB-519-0406, SB-519-0810, SB-516-0001, SB-520-0001, SB-520-0406 and SB-520-0810. The positive and nondetected results reported for antimony, arsenic, copper, nickel and selenium were qualified as biased low, "L" and "UL", respectively. The positive and nondetected results reported for antimony, chromium, cobalt, manganese, molybdenum and vanadium were qualified as estimated, "J" and "UJ", respectively, due to conflicting noncompliances.

- The matrix spike percent recoveries for antimony, manganese and selenium were < 75% quality control limit affecting samples SB-510-0001, SB-510-0406, SB-510-0810, DUP-04, SB-511-0001, SB-511-0406, SB-511-0810, SB-512-0001, SB-512-0406, SB-512-0810, SB-513-0001, SB-513-0406, SB-513-0810, SB-509-0001, SB-509-0406, SB-509-0810, SB-514-0001, SB-514-0406, SB-514-0810 and SB-515-0001. The positive and nondetected results reported for antimony and selenium were qualified as biased low, "L" and "UL", respectively. The positive results reported for manganese with the exception of SB-512-0810 and SB-510-0810 were qualified as biased low, "L". The positive results reported for manganese for samples SB-512-0810, SB-510-0810 and DUP-04 were qualified as estimated, "J" as result of conflicting noncompliances.

- The matrix spike percent recoveries for chromium, lead, molybdenum and nickel were < 75% quality control limit affecting samples SB-510-0001, SB-510-0406, SB-510-0810, DUP-04, SB-511-0001, SB-511-0406, SB-511-0810, SB-512-0001, SB-512-0406, SB-512-0810, SB-513-0001, SB-513-0406, SB-513-0810, SB-509-0001, SB-509-0406, SB-509-0810, SB-514-0001, SB-514-0406, SB-514-0810 and SB-515-0001. The positive and nondetected results reported for chromium, lead, molybdenum and nickel were qualified as estimated, "J" and "UJ", respectively as a result of conflicting noncompliances.

- The matrix spike percent recoveries for arsenic and copper were < 30% quality control limit affecting samples SB-510-0001, SB-510-0406, SB-510-0810, DUP-04, SB-511-0001, SB-511-0406, SB-511-0810, SB-512-0001, SB-512-0406, SB-512-0810, SB-513-0001, SB-513-0406, SB-513-0810, SB-509-0001, SB-509-0406, SB-509-0810, SB-514-0001, SB-514-0406, SB-514-0810 and SB-515-0001. The positive results reported for arsenic and copper were qualified as biased low, "L".

- The matrix spike percent recovery for barium was > 125% quality control limit affecting samples SB-510-0001, SB-510-0406, SB-510-0810, DUP-04, SB-511-0001, SB-511-0406, SB-511-0810, SB-512-0001, SB-512-0406, SB-512-0810, SB-513-0001, SB-513-0406, SB-513-0810, SB-509-0001, SB-509-0406, SB-509-0810, SB-514-0001, SB-514-0406, SB-514-0810 and SB-515-0001. The positive results, with the exception of sample SB-512-0810 reported for barium were qualified as biased high, "K". The positive results reported for barium for sample SB-512-0810 was qualified as estimated, "J".

- Laboratory duplicate imprecision (>35%) was noted for arsenic, copper, lead, nickel and vanadium affecting samples SB-510-0001, SB-510-0406, SB-510-0810, DUP-04, SB-511-0001, SB-511-0406, SB-511-0810, SB-512-0001, SB-512-0406, SB-512-0810, SB-513-0001, SB-513-0406, SB-513-0810, SB-509-0001, SB-509-0406, SB-509-0810, SB-514-0001, SB-514-0406, SB-514-0810 and SB-515-0001. The positive results reported for arsenic, copper, lead, nickel and vanadium were qualified as estimated, "J".

- The ICP serial dilution percent differences for chromium and vanadium were > 10% quality control limit affecting samples SB-510-0001, SB-510-0406, SB-510-0810, DUP-04, SB-511-0001, SB-511-0406, SB-511-0810, SB-512-0001, SB-512-0406, SB-512-0810, SB-513-0001, SB-513-0406, SB-513-0810, SB-509-0001, SB-509-0406, SB-509-0810, SB-514-0001, SB-514-0406, SB-514-0810 and SB-515-0001. The positive results reported for chromium and vanadium were qualified as estimated, "J".

- The ICP serial dilution percent differences for chromium, cobalt and vanadium were > 10% quality control limit affecting samples SB-515-0406, SB-515-0810, DUP-05, DUP-06 and SB-517-0001. SB-517-0406, SB-517-0810, SB-518-0001, SB-518-0406, SB-518-0810, SB-519-0001, SB-519-0406, SB-519-0810, SB-516-0001, SB-520-0001, SB-520-0406 and SB-520-0810. The positive results reported for chromium, cobalt and vanadium were qualified as estimated, "J".

- Field duplicate imprecision (>50%) was noted for sample pair SB-510-0810 / DUP-04 for manganese. The positive results reported for manganese in the affected samples were qualified as estimated, "J".

- Field duplicate imprecision (>50%) was noted for sample pair SB-512-0810 / DUP-05 for barium and manganese. The positive results reported for barium and manganese in the affected samples were qualified as estimated, "J".

Notes

The CRDL percent recoveries for chromium and lead were > 110% quality control limit affecting batch 7338019. No validation actions were required for samples SB-515-0406, SB-515-0810, DUP-05, DUP-06, SB-517-0001, SB-517-0406, SB-517-0810, SB-518-0001, SB-518-0406, SB-518-0810, SB-519-0001, SB-519-0406, SB-519-0810, SB-516-0001, SB-520-0001, SB-520-0406 and SB-520-0810 as all results for chromium and lead were > 2X CRDL.

Executive Summary

Laboratory Performance: Several CRDL percent recoveries were outside the 90-120% quality control limits. Several analytes were present in the laboratory method / preparation blanks.

Other Factors Affecting Data Quality: The interfering analyte iron was present in several samples. Several matrix spike percent recoveries were outside the 75-125% quality control limits. Laboratory duplicate imprecision was noted for arsenic, copper, lead, nickel and vanadium. The ICP serial dilution percent differences for chromium, cobalt and vanadium were > 10% quality control limit. Field duplicate imprecision was noted for barium and manganese.

The data for these analyses were reviewed with reference to Region III modifications to the "National Functional Guidelines for Inorganic Data Validation", April 1993.

The text of this report has been formulated to address only those problem areas affecting data quality.

Tetra Tech NUS
Terri L. Solomon
Environmental Scientist

Tetra Tech NUS
Joseph A. Samchuck
Quality Assurance Officer

Attachments:

1. Appendix A - Qualified Analytical Results
2. Appendix B - Results as reported by the Laboratory
3. Appendix C - Support Documentation

APPENDIX A
QUALIFIED ANALYTICAL RESULTS

Data Validation Qualifier Codes:

A = Lab Blank Contamination
B = Field Blank Contamination
C = Calibration Noncompliance (e.g. % RSDs, %Ds, ICVs, CCVs, RRFs, etc.)
C01 = GC/MS Tuning Noncompliance
D = MS/MSD Recovery Noncompliance
E = LCS/LCSD Recovery Noncompliance
F = Lab Duplicate Imprecision
G = Field Duplicate Imprecision
H = Holding Time Exceedance
I = ICP Serial Dilution Noncompliance
J = GFAA PDS-GFAA MSA's r < 0.995 / ICP PDS Recovery Noncompliance
K = ICP Interference - includes ICS % R Noncompliance
L = Instrument Calibration Range Exceedance
M = Sample Preservation Noncompliance
N = Internal Standard Noncompliance
N01 = Internal Standard Recovery Noncompliance Dioxins
N02 = Recovery Standard Noncompliance Dioxins
N03 = Clean-up Standard Noncompliance Dioxins
O - Poor Instrument Performance (e.g. base-line drifting)
P = Uncertainty near detection limit (< 2 x IDL for inorganics and <CRQL for organics)
Q = Other problems (can encompass a number of issues; e.g. chromatography,interferences, etc.)
R = Surrogates Recovery Noncompliance
S = Pesticide/PCB Resolution
T = % Breakdown Noncompliance for DOT and Endrin
U = % Difference between columns/detectors >25% for positive results determined via GC/HPLC
V = Non-linear calibrations; correlation coefficient r < 0.995
W = EMPC result
X = Signal to noise response drop
Y = Percent solids <30%
Z = Uncertainty at 2 sigma deviation is greater than sample activity

PROJ_NO: 00887

SDG: 7L01179 MEDIA: SOIL DATA FRACTION: M

nsample	DUP-04	nsample	DUP-05	nsample	DUP-06
samp_date	11/28/2007	samp_date	11/29/2007	samp_date	11/29/2007
lab_id	A7L010179004	lab_id	A7L010179023	lab_id	A7L010179024
qc_type	NM	qc_type	NM	qc_type	NM
units	MG/KG	units	MG/KG	units	MG/KG
Pct_Solids	86.0	Pct_Solids	79.0	Pct_Solids	85.0
DUP_OF:	SB-510-0810	DUP_OF:	SB-512-0810	DUP_OF:	SB-514-0810

Parameter	Result	Val Qual	Qual Code
ANTIMONY	0.14	L	CDK
ARSENIC	0.26	J	DF
BARIUM	6	K	D
BERYLLIUM	0.58		
CADMIUM	0.017	B	A
CHROMIUM	10.1	J	DI
COBALT	2		
COPPER	6.8	J	DF
IRON	17800		
LEAD	1.3	J	DF
MANGANESE	23	J	DG
MERCURY	0.019	UL	C
MOLYBDENUM	0.11	B	A
NICKEL	7.9	J	DF
SELENIUM	0.19	UL	CD
SILVER	0.065		
THALLIUM	0.021	B	A
VANADIUM	16.9	J	FI
ZINC	11.2		

Parameter	Result	Val Qual	Qual Code
ANTIMONY	0.14	L	D
ARSENIC	1.4	L	D
BARIUM	32.5	J	G
BERYLLIUM	0.7		
CADMIUM	0.067	K	K
CHROMIUM	9.1	J	DI
COBALT	2.1	J	DI
COPPER	9.2	L	D
IRON	9200		
LEAD	7.7	L	D
MANGANESE	146	J	DG
MERCURY	0.021	UL	C
MOLYBDENUM	0.31	B	A
NICKEL	6.8	L	D
SELENIUM	0.33	L	D
SILVER	0.07		
THALLIUM	0.028	K	C
VANADIUM	14.8	J	DI
ZINC	15.7		

Parameter	Result	Val Qual	Qual Code
ANTIMONY	0.18	J	DK
ARSENIC	0.42	L	CD
BARIUM	11.3		
BERYLLIUM	2.3		
CADMIUM	0.09	K	K
CHROMIUM	10.7	J	DI
COBALT	6.5	J	DI
COPPER	10.4	L	D
IRON	33200		
LEAD	3.6	L	D
MANGANESE	186	L	D
MERCURY	0.02	UL	C
MOLYBDENUM	0.15	B	A
NICKEL	14.3	L	D
SELENIUM	0.19	UL	D
SILVER	0.086	K	K
THALLIUM	0.041	K	C
VANADIUM	11.2	J	DI
ZINC	37.7		

PROJ_NO: 00887

SDG: 7L01179 MEDIA: SOIL DATA FRACTION: M

nsample	SB-509-0001
samp_date	11/29/2007
lab_id	A7L010179014
qc_type	NM
units	MG/KG
Pct_Solids	87.0
DUP_OF:	

Parameter	Result	Val Qual	Qual Code
ANTIMONY	0.031	L	CD
ARSENIC	1.5	J	DF
BARIUM	12.5	K	D
BERYLLIUM	0.3		
CADMIUM	0.012	B	A
CHROMIUM	6.3	J	DI
COBALT	3.9		
COPPER	4.9	J	DF
IRON	10400		
LEAD	3	J	DF
MANGANESE	27.4	L	D
MERCURY	0.019	UL	C
MOLYBDENUM	0.16	B	A
NICKEL	3.2	J	DF
SELENIUM	0.18	UL	CD
SILVER	0.031		
THALLIUM	0.055	B	A
VANADIUM	11.4	J	FI
ZINC	11.1		

nsample	SB-509-0406
samp_date	11/29/2007
lab_id	A7L010179015
qc_type	NM
units	MG/KG
Pct_Solids	86.0
DUP_OF:	

Parameter	Result	Val Qual	Qual Code
ANTIMONY	0.059	L	CD
ARSENIC	1.7	J	DF
BARIUM	8.9	K	D
BERYLLIUM	0.62		
CADMIUM	0.016	B	A
CHROMIUM	10	J	DI
COBALT	2.3		
COPPER	11.3	J	DF
LEAD	2.5	J	DF
MERCURY	0.019	UL	C
MOLYBDENUM	0.1	B	A
NICKEL	5.4	J	DF
SELENIUM	0.3	L	CD
SILVER	0.042		
THALLIUM	0.028	B	A
VANADIUM	14.5	J	FI
ZINC	10.7	B	A

nsample	SB-509-0406DL
samp_date	11/29/2007
lab_id	A7L010179015
qc_type	NM
units	MG/KG
Pct_Solids	86.0
DUP_OF:	

Parameter	Result	Val Qual	Qual Code
IRON	10300		
MANGANESE	27.1	L	D

PROJ_NO: 00887

SDG: 7L01179 MEDIA: SOIL DATA FRACTION: M

nsample	SB-509-0810	nsample	SB-509-0810DL	nsample	SB-510-0001
samp_date	11/29/2007	samp_date	11/29/2007	samp_date	11/28/2007
lab_id	A7L010179016	lab_id	A7L010179016	lab_id	A7L010179001
qc_type	NM	qc_type	NM	qc_type	NM
units	MG/KG	units	MG/KG	units	MG/KG
Pct_Solids	87.0	Pct_Solids	87.0	Pct_Solids	89.0
DUP_OF:		DUP_OF:		DUP_OF:	

Parameter	Result	Val Qual	Qual Code
ANTIMONY	0.12	L	CD
ARSENIC	2.5	J	DF
BARIUM	5.7	K	D
BERYLLIUM	0.33		
CADMIUM	0.0087	B	A
CHROMIUM	8.3	J	DI
COBALT	2.3		
COPPER	6.7	J	DF
LEAD	1.4	J	DF
MERCURY	0.019	UL	C
MOLYBDENUM	0.27	B	A
NICKEL	3.9	J	DF
SELENIUM	0.18	UL	CD
SILVER	0.032		
THALLIUM	0.02	B	A
VANADIUM	10.6	J	FI
ZINC	6	B	A

Parameter	Result	Val Qual	Qual Code
IRON	10200		
MANGANESE	25.9	L	D

Parameter	Result	Val Qual	Qual Code
ANTIMONY	0.29	L	CD
ARSENIC	9.6	J	DF
BARIUM	12.2	K	D
BERYLLIUM	0.21		
CADMIUM	0.036	K	K
CHROMIUM	10.1	J	DI
COBALT	3.9		
COPPER	27.9	J	DF
IRON	13400		
LEAD	2	J	DF
MANGANESE	83.4	L	D
MERCURY	0.019	UL	C
MOLYBDENUM	3.2	J	DK
NICKEL	11.1	J	DF
SELENIUM	0.18	UL	CD
SILVER	0.058		
THALLIUM	0.02	B	A
VANADIUM	8.5	J	FI
ZINC	12.6		

PROJ_NO: 00887

SDG: 7L01179 MEDIA: SOIL DATA FRACTION: M

nsample	SB-510-0406
samp_date	11/28/2007
lab_id	A7L010179002
qc_type	NM
units	MG/KG
Pct_Solids	87.0
DUP_OF:	

Parameter	Result	Val Qual	Qual Code
ANTIMONY	0.13	L	CDK
ARSENIC	0.26	J	DF
BARIUM	7.1	K	D
BERYLLIUM	0.42		
CADMIUM	0.018	B	A
CHROMIUM	8.5	J	DI
COBALT	1.2		
COPPER	5.5	J	DF
LEAD	1.9	J	DF
MERCURY	0.019	UL	C
MOLYBDENUM	0.076	UL	D
NICKEL	4	J	DF
SELENIUM	0.75	L	CD
SILVER	0.061	K	K
THALLIUM	0.024	B	A
VANADIUM	13	J	FI
ZINC	5.9	B	A

nsample	SB-510-0406DL
samp_date	11/28/2007
lab_id	A7L010179002
qc_type	NM
units	MG/KG
Pct_Solids	87.0
DUP_OF:	

Parameter	Result	Val Qual	Qual Code
IRON	15200		
MANGANESE	27.1	L	D

nsample	SB-510-0810
samp_date	11/28/2007
lab_id	A7L010179003
qc_type	NM
units	MG/KG
Pct_Solids	87.0
DUP_OF:	

Parameter	Result	Val Qual	Qual Code
ANTIMONY	0.17	L	CDK
ARSENIC	0.36	J	DF
BARIUM	7.8	K	D
BERYLLIUM	0.66		
CADMIUM	0.03	K	K
CHROMIUM	11.7	J	DI
COBALT	1.9		
COPPER	6.7	J	DF
IRON	20900		
LEAD	1.7	J	DF
MANGANESE	73.6	J	DG
MERCURY	0.019	UL	C
MOLYBDENUM	0.16	B	A
NICKEL	6.5	J	DF
SELENIUM	0.18	UL	CD
SILVER	0.069	K	K
THALLIUM	0.025	B	A
VANADIUM	15.8	J	FI
ZINC	9.8	B	A

PROJ_NO: 00887

SDG: 7L01179 MEDIA: SOIL DATA FRACTION: M

nsample	SB-511-0001
samp_date	11/29/2007
lab_id	A7L010179005
qc_type	NM
units	MG/KG
Pct_Solids	87.0
DUP_OF:	

Parameter	Result	Val Qual	Qual Code
ANTIMONY	0.23	L	CDK
ARSENIC	0.52	J	DF
BARIUM	15.1	K	D
BERYLLIUM	1.8		
CADMIUM	0.029	K	K
CHROMIUM	15.5	J	DI
COBALT	4.2		
COPPER	16.9	J	DF
MERCURY	0.019	UL	C
MOLYBDENUM	0.091	B	A
NICKEL	16.3	J	DF
SELENIUM	1.1	L	CD
SILVER	0.099	K	K
VANADIUM	20.6	J	FI
ZINC	20.5		

nsample	SB-511-0001DL
samp_date	11/29/2007
lab_id	A7L010179005
qc_type	NM
units	MG/KG
Pct_Solids	87.0
DUP_OF:	

Parameter	Result	Val Qual	Qual Code
IRON	24400		
LEAD	6.8	J	DF
MANGANESE	53.7	L	D
THALLIUM	0.064	B	A

nsample	SB-511-0406
samp_date	11/29/2007
lab_id	A7L010179006
qc_type	NM
units	MG/KG
Pct_Solids	85.0
DUP_OF:	

Parameter	Result	Val Qual	Qual Code
ANTIMONY	0.0056	UL	CD
ARSENIC	0.58	J	DF
BARIUM	7.7	K	D
BERYLLIUM	0.31		
CADMIUM	0.0075	B	A
CHROMIUM	1.5	J	DI
COBALT	0.82		
COPPER	4.1	J	DF
MERCURY	0.02	UL	C
MOLYBDENUM	0.077	UL	D
NICKEL	1.8	J	DF
SELENIUM	0.2	L	CD
SILVER	0.035		
VANADIUM	2.2	J	FI
ZINC	5.2	B	A

PROJ_NO: 00887

SDG: 7L01179 MEDIA: SOIL DATA FRACTION: M

nsample	SB-511-0406DL
samp_date	11/29/2007
lab_id	A7L010179006
qc_type	NM
units	MG/KG
Pct_Solids	85.0
DUP_OF:	

Parameter	Result	Val Qual	Qual Code
IRON	1290		
LEAD	3.2	J	DF
MANGANESE	2.2	L	D
THALLIUM	0.045	B	A

nsample	SB-511-0810
samp_date	11/29/2007
lab_id	A7L010179007
qc_type	NM
units	MG/KG
Pct_Solids	80.0
DUP_OF:	

Parameter	Result	Val Qual	Qual Code
ANTIMONY	0.006	UL	CD
ARSENIC	0.35	J	DF
BARIUM	6.4	K	D
BERYLLIUM	0.42		
CADMIUM	0.011	B	A
CHROMIUM	4	J	DI
COBALT	1		
COPPER	4.7	J	DF
IRON	3240		
LEAD	2.2	J	DF
MANGANESE	4.8	L	D
MERCURY	0.021	UL	C
MOLYBDENUM	0.083	UL	D
NICKEL	2.6	J	DF
SELENIUM	0.2	UL	CD
SILVER	0.03		
THALLIUM	0.028	B	A
VANADIUM	7.5	J	FI
ZINC	7	B	A

nsample	SB-512-0001
samp_date	11/29/2007
lab_id	A7L010179008
qc_type	NM
units	MG/KG
Pct_Solids	89.0
DUP_OF:	

Parameter	Result	Val Qual	Qual Code
ANTIMONY	0.083	L	CDK
ARSENIC	1.5	J	DF
BARIUM	15.8	K	D
BERYLLIUM	0.55		
CADMIUM	0.093	K	K
CHROMIUM	11.4	J	DI
COBALT	3.7		
COPPER	11.4	J	DF
IRON	13200		
LEAD	4.5	J	DF
MANGANESE	66.5	L	D
MERCURY	0.019	UL	C
MOLYBDENUM	0.31	B	A
NICKEL	8.7	J	DF
SELENIUM	0.18	UL	CD
SILVER	0.06		
THALLIUM	0.023	B	A
VANADIUM	14.3	J	FI
ZINC	16.7		

PROJ_NO: 00887

SDG: 7L01179 MEDIA: SOIL DATA FRACTION: M

nsample	SB-512-0406	nsample	SB-512-0406DL	nsample	SB-512-0810
samp_date	11/29/2007	samp_date	11/29/2007	samp_date	11/29/2007
lab_id	A7L010179009	lab_id	A7L010179009	lab_id	A7L010179010
qc_type	NM	qc_type	NM	qc_type	NM
units	MG/KG	units	MG/KG	units	MG/KG
Pct_Solids	88.0	Pct_Solids	88.0	Pct_Solids	80.0
DUP_OF:		DUP_OF:		DUP_OF:	

Parameter	Result	Val Qual	Qual Code
ANTIMONY	0.15	L	CDK
ARSENIC	0.59	J	DF
BARIUM	12.5	K	D
BERYLLIUM	0.96		
CADMIUM	0.019	K	K
CHROMIUM	8.5	J	DI
COBALT	3		
COPPER	10.3	J	DF
MERCURY	0.019	UL	C
MOLYBDENUM	0.08	B	A
NICKEL	11.5	J	DF
SELENIUM	0.53	L	CD
SILVER	0.066		
VANADIUM	12.6	J	FI
ZINC	12		

Parameter	Result	Val Qual	Qual Code
IRON	15200		
LEAD	3.6	J	DF
MANGANESE	33.5	L	D
THALLIUM	0.053	B	A

Parameter	Result	Val Qual	Qual Code
ANTIMONY	0.083	L	CD
ARSENIC	0.76	J	DF
BARIUM	17.9	J	DG
BERYLLIUM	0.77		
CADMIUM	0.55		
CHROMIUM	8.9	J	DI
COBALT	2.2		
COPPER	11.3	J	DF
IRON	9820		
LEAD	8.6	J	DF
MANGANESE	68.2	L	DG
MERCURY	0.021	UL	C
MOLYBDENUM	0.28	B	A
NICKEL	8	J	DF
SELENIUM	0.54	L	CD
SILVER	0.057		
THALLIUM	0.033	B	A
VANADIUM	12.4	J	FI
ZINC	13.5		

PROJ_NO: 00887

SDG: 7L01179 MEDIA: SOIL DATA FRACTION: M

nsample	SB-513-0001	nsample	SB-513-0406	nsample	SB-513-0810
samp_date	11/29/2007	samp_date	11/29/2007	samp_date	11/29/2007
lab_id	A7L010179011	lab_id	A7L010179012	lab_id	A7L010179013
qc_type	NM	qc_type	NM	qc_type	NM
units	MG/KG	units	MG/KG	units	MG/KG
Pct_Solids	85.0	Pct_Solids	85.0	Pct_Solids	86.0
DUP_OF:		DUP_OF:		DUP_OF:	

Parameter	Result	Val Qual	Qual Code
ANTIMONY	0.18	L	CDK
ARSENIC	1.7	J	DF
BARIUM	26.4	K	D
BERYLLIUM	0.35		
CADMIUM	0.11	K	K
CHROMIUM	12.7	J	DI
COBALT	3.9		
COPPER	7.1	J	DF
IRON	13800		
LEAD	9.3	J	DF
MANGANESE	122	L	D
MERCURY	0.019	UL	C
MOLYBDENUM	0.077	UL	D
NICKEL	6.5	J	DF
SELENIUM	0.19	UL	CD
SILVER	0.06		
THALLIUM	0.031	B	A
VANADIUM	10.6	J	FI
ZINC	23.2		

Parameter	Result	Val Qual	Qual Code
ANTIMONY	0.056	L	CD
ARSENIC	2.3	J	DF
BARIUM	8.9	K	D
BERYLLIUM	0.3		
CADMIUM	0.009	B	A
CHROMIUM	7.8	J	DI
COBALT	4		
COPPER	3.5	J	DF
IRON	8600		
LEAD	3.2	J	DF
MANGANESE	47	L	D
MERCURY	0.02	UL	C
MOLYBDENUM	0.094	B	A
NICKEL	2.8	J	DF
SELENIUM	0.19	UL	CD
SILVER	0.03		
THALLIUM	0.035	B	A
VANADIUM	12.3	J	FI
ZINC	9.3	B	A

Parameter	Result	Val Qual	Qual Code
ANTIMONY	0.0056	UL	CD
ARSENIC	0.46	J	DF
BARIUM	1.9	K	D
BERYLLIUM	0.076		
CADMIUM	0.0037	B	A
CHROMIUM	2.3	J	DI
COBALT	0.98		
COPPER	1	J	DF
IRON	2310		
LEAD	0.71	J	DF
MANGANESE	8.8	L	D
MERCURY	0.019	UL	C
MOLYBDENUM	0.077	UL	D
NICKEL	0.76	J	DF
SELENIUM	0.19	UL	C
SILVER	0.0079	B	A
THALLIUM	0.0052	B	A
VANADIUM	3	J	FI
ZINC	5.5	B	A

PROJ_NO: 00887

SDG: 7L01179 MEDIA: SOIL DATA FRACTION: M

nsample	SB-514-0001	nsample	SB-514-0406	nsample	SB-514-0810
samp_date	11/29/2007	samp_date	11/29/2007	samp_date	11/29/2007
lab_id	A7L010179017	lab_id	A7L010179018	lab_id	A7L010179019
qc_type	NM	qc_type	NM	qc_type	NM
units	MG/KG	units	MG/KG	units	MG/KG
Pct_Solids	86.0	Pct_Solids	83.0	Pct_Solids	84.0
DUP_OF:		DUP_OF:		DUP_OF:	

Parameter	Result	Val Qual	Qual Code
ANTIMONY	0.098	L	CDK
ARSENIC	1.5	J	DF
BARIUM	20.4	K	D
BERYLLIUM	1		
CADMIUM	0.78		
CHROMIUM	15.8	J	DI
COBALT	17.5		
COPPER	22.8	J	DF
IRON	16100		
LEAD	11.4	J	DF
MANGANESE	133	L	D
MERCURY	0.019	UL	C
MOLYBDENUM	0.081	B	A
NICKEL	15.4	J	DF
SELENIUM	0.27	L	CD
SILVER	0.079		
THALLIUM	0.055	B	A
VANADIUM	18.8	J	FI
ZINC	47.3		

Parameter	Result	Val Qual	Qual Code
ANTIMONY	0.092	L	CDK
ARSENIC	0.39	J	DF
BARIUM	12.4	K	D
BERYLLIUM	2.7		
CADMIUM	0.029	K	K
CHROMIUM	11.7	J	DI
COBALT	9.1		
COPPER	16.1	J	DF
IRON	40100		
LEAD	3.5	J	DF
MANGANESE	280	L	D
MERCURY	0.02	UL	C
MOLYBDENUM	0.08	UL	D
NICKEL	16.7	J	DF
SELENIUM	0.19	UL	CD
SILVER	0.089		
THALLIUM	0.041	B	A
VANADIUM	15.2	J	FI
ZINC	35.3		

Parameter	Result	Val Qual	Qual Code
ANTIMONY	0.22	L	CDK
ARSENIC	1.3	J	DF
BARIUM	11.6	K	D
BERYLLIUM	3.7		
CADMIUM	0.024	K	K
CHROMIUM	11.1	J	DI
COBALT	8.8		
COPPER	11.7	J	DF
IRON	51200		
LEAD	5.6	J	DF
MANGANESE	225	L	D
MERCURY	0.02	UL	C
MOLYBDENUM	0.09	B	A
NICKEL	15.9	J	DF
SELENIUM	0.19	UL	CD
SILVER	0.11	K	K
THALLIUM	0.061	B	A
VANADIUM	16.5	J	FI
ZINC	62.3		

PROJ_NO: 00887

SDG: 7L01179 MEDIA: SOIL DATA FRACTION: M

nsample	SB-515-0001
samp_date	11/29/2007
lab_id	A7L010179020
qc_type	NM
units	MG/KG
Pct_Solids	85.0
DUP_OF:	

Parameter	Result	Val Qual	Qual Code
ANTIMONY	0.29	L	CD
ARSENIC	0.99	J	DF
BARIUM	24.1	K	D
BERYLLIUM	0.84		
CADMIUM	0.45		
CHROMIUM	11.3	J	DI
COBALT	4.1		
COPPER	12.5	J	DF
IRON	11900		
MANGANESE	152	L	D
MERCURY	0.072	L	C
MOLYBDENUM	0.094	B	A
NICKEL	11.8	J	DF
SELENIUM	0.19	UL	CD
SILVER	0.12		
THALLIUM	0.041	B	A
VANADIUM	15	J	FI
ZINC	57		

nsample	SB-515-0001DL
samp_date	11/29/2007
lab_id	A7L010179020
qc_type	NM
units	MG/KG
Pct_Solids	85.0
DUP_OF:	

Parameter	Result	Val Qual	Qual Code
LEAD	36.7	J	DF

nsample	SB-515-0406
samp_date	11/29/2007
lab_id	A7L010179021
qc_type	NM
units	MG/KG
Pct_Solids	83.0
DUP_OF:	

Parameter	Result	Val Qual	Qual Code
ANTIMONY	0.17	J	DK
ARSENIC	0.62	L	CD
BARIUM	7.8		
BERYLLIUM	3.3		
CADMIUM	0.012	B	A
CHROMIUM	9.1	J	DI
COBALT	4.3	J	I
COPPER	28.7	L	D
IRON	28700		
LEAD	2.8	L	D
MANGANESE	106	L	D
MERCURY	0.02	UL	C
MOLYBDENUM	0.16	B	A
NICKEL	18.7	L	D
SELENIUM	0.19	UL	D
SILVER	0.087	K	K
THALLIUM	0.034	K	C
VANADIUM	13.5	J	DI
ZINC	58		

PROJ_NO: 00887

SDG: 7L01179 MEDIA: SOIL DATA FRACTION: M

nsample	SB-515-0810	nsample	SB-516-0001	nsample	SB-517-0001
samp_date	11/29/2007	samp_date	11/30/2007	samp_date	11/30/2007
lab_id	A7L010179022	lab_id	A7L010179034	lab_id	A7L010179025
qc_type	NM	qc_type	NM	qc_type	NM
units	MG/KG	units	MG/KG	units	MG/KG
Pct_Solids	81.0	Pct_Solids	84.0	Pct_Solids	88.0
DUP_OF:		DUP_OF:		DUP_OF:	

Parameter	Result	Val Qual	Qual Code
ANTIMONY	0.11	B	A
ARSENIC	0.22	L	CD
BARIUM	10.4		
BERYLLIUM	4.4		
CADMIUM	0.02	K	K
CHROMIUM	10.6	J	DI
COBALT	6.2	J	DI
COPPER	11.2	L	D
IRON	22600		
LEAD	3.2	L	D
MANGANESE	277	L	D
MERCURY	0.021	UL	C
MOLYBDENUM	0.083	B	A
NICKEL	11.9	L	D
SELENIUM	0.2	UL	D
SILVER	0.079		
THALLIUM	0.038	K	C
VANADIUM	11.5	J	DI
ZINC	28.6		

Parameter	Result	Val Qual	Qual Code
ANTIMONY	0.23	L	D
ARSENIC	0.94	L	CD
BARIUM	13.7		
BERYLLIUM	1.1		
CADMIUM	0.16	K	K
CHROMIUM	11.8	J	DI
COBALT	2.8	J	DI
COPPER	10.3	L	D
IRON	16600		
LEAD	5.7	L	D
MANGANESE	69.5	L	D
MERCURY	0.19	L	C
MOLYBDENUM	0.23	B	A
NICKEL	10.9	L	D
SELENIUM	0.34	L	D
SILVER	0.12		
THALLIUM	0.041	K	C
VANADIUM	20.3	J	DI
ZINC	25.9		

Parameter	Result	Val Qual	Qual Code
ANTIMONY	0.18	L	D
ARSENIC	1.1	L	CD
BARIUM	15.1		
BERYLLIUM	1.6		
CADMIUM	0.07	K	K
CHROMIUM	9.3	J	DI
COBALT	5.7	J	DI
COPPER	16.5	L	D
IRON	17600		
LEAD	11.4	L	D
MANGANESE	65.4	L	D
MERCURY	0.019	UL	C
MOLYBDENUM	0.12	B	A
NICKEL	13.1	J	D
SELENIUM	0.69	L	D
SILVER	0.086		
THALLIUM	0.034	K	C
VANADIUM	15.8	J	DI
ZINC	46.7		

PROJ_NO: 00887

SDG: 7L01179 MEDIA: SOIL DATA FRACTION: M

nsample	SB-517-0406	nsample	SB-517-0810	nsample	SB-518-0001
samp_date	11/30/2007	samp_date	11/30/2007	samp_date	11/30/2007
lab_id	A7L010179026	lab_id	A7L010179027	lab_id	A7L010179028
qc_type	NM	qc_type	NM	qc_type	NM
units	MG/KG	units	MG/KG	units	MG/KG
Pct_Solids	82.0	Pct_Solids	83.0	Pct_Solids	83.0
DUP_OF:		DUP_OF:		DUP_OF:	

Parameter	Result	Val Qual	Qual Code
ANTIMONY	0.26	J	DK
ARSENIC	0.55	L	CD
BARIUM	8.2		
BERYLLIUM	2.4		
CADMIUM	0.019	K	K
CHROMIUM	7.7	J	DI
COBALT	4.9	J	DI
COPPER	14.7	L	D
IRON	28700		
LEAD	3.5	L	D
MANGANESE	93.3	L	D
MERCURY	0.02	UL	C
MOLYBDENUM	0.08	UL	D
NICKEL	16.3	L	D
SELENIUM	1.8	L	D
SILVER	0.12		
THALLIUM	0.046	K	C
VANADIUM	12.7	J	DI
ZINC	19.1		

Parameter	Result	Val Qual	Qual Code
ANTIMONY	0.2	L	D
ARSENIC	0.75	L	CD
BARIUM	12.9		
BERYLLIUM	1.5		
CADMIUM	0.12	K	K
CHROMIUM	11.3	J	DI
COBALT	4.6	J	DI
COPPER	15.2	L	D
IRON	18400		
LEAD	7.9	L	D
MANGANESE	53	L	D
MERCURY	0.02	UL	C
MOLYBDENUM	0.3	B	A
NICKEL	11.2	L	D
SELENIUM	0.58	L	D
SILVER	0.073		
THALLIUM	0.035	K	C
VANADIUM	15.1	J	DI
ZINC	41.3		

Parameter	Result	Val Qual	Qual Code
ANTIMONY	0.18	J	DK
ARSENIC	2.2	L	D
BARIUM	20.1		
BERYLLIUM	1.2		
CADMIUM	0.022	K	K
CHROMIUM	11.5	J	DI
COBALT	3.9	J	DI
COPPER	14.5	L	D
IRON	29900		
LEAD	4.7	L	D
MANGANESE	85	L	D
MERCURY	0.02	UL	C
MOLYBDENUM	0.18	B	A
NICKEL	7.4	L	D
SELENIUM	0.35	L	D
SILVER	0.097		
THALLIUM	0.061	K	C
VANADIUM	17.6	J	DI
ZINC	23.6		

PROJ_NO: 00887

SDG: 7L01179 MEDIA: SOIL DATA FRACTION: M

nsample	SB-518-0406	nsample	SB-518-0810	nsample	SB-519-0001
samp_date	11/30/2007	samp_date	11/30/2007	samp_date	11/30/2007
lab_id	A7L010179029	lab_id	A7L010179030	lab_id	A7L010179031
qc_type	NM	qc_type	NM	qc_type	NM
units	MG/KG	units	MG/KG	units	MG/KG
Pct_Solids	83.0	Pct_Solids	77.0	Pct_Solids	85.0
DUP_OF:		DUP_OF:		DUP_OF:	

Parameter	Result	Val Qual	Qual Code
ANTIMONY	0.21	J	DK
ARSENIC	2.2	L	D
BARIUM	13.3		
BERYLLIUM	1.4		
CADMIUM	0.15	K	K
CHROMIUM	13.2	J	DI
COBALT	3.7	J	DI
COPPER	16.2	L	D
IRON	23400		
LEAD	4	L	D
MANGANESE	45.5	L	D
MERCURY	0.02	UL	C
MOLYBDENUM	0.19	B	A
NICKEL	9.3	L	D
SELENIUM	0.61	L	D
SILVER	0.088		
THALLIUM	0.048	K	C
VANADIUM	21.1	J	DI
ZINC	26.7		

Parameter	Result	Val Qual	Qual Code
ANTIMONY	0.037	B	A
ARSENIC	0.43	L	CD
BARIUM	4.3		
BERYLLIUM	0.48		
CADMIUM	0.0051	B	A
CHROMIUM	4.4	J	DI
COBALT	2.8	J	DI
COPPER	6.7	L	D
IRON	8620		
LEAD	2	L	D
MANGANESE	28.1	L	D
MERCURY	0.022	UL	C
MOLYBDENUM	0.086	UL	D
NICKEL	3.8	L	D
SELENIUM	0.21	UL	D
SILVER	0.036		
THALLIUM	0.02	B	A
VANADIUM	6.9	J	DI
ZINC	19.8		

Parameter	Result	Val Qual	Qual Code
ANTIMONY	0.12	J	DK
ARSENIC	1.6	L	D
BARIUM	16		
BERYLLIUM	0.95		
CADMIUM	0.019	K	K
CHROMIUM	10.5	J	DI
COBALT	3.8	J	DI
COPPER	11.2	L	D
IRON	14600		
LEAD	3.9	L	D
MANGANESE	74.9	L	D
MERCURY	0.02	UL	C
MOLYBDENUM	0.16	B	A
NICKEL	8.1	L	D
SELENIUM	0.62	L	D
SILVER	0.086		
THALLIUM	0.045	K	C
VANADIUM	20.2	J	DI
ZINC	17.3		

PROJ_NO: 00887

SDG: 7L01179 MEDIA: SOIL DATA FRACTION: M

nsample	SB-519-0406	nsample	SB-519-0810	nsample	SB-520-0001
samp_date	11/30/2007	samp_date	11/30/2007	samp_date	11/30/2007
lab_id	A7L010179032	lab_id	A7L010179033	lab_id	A7L010179035
qc_type	NM	qc_type	NM	qc_type	NM
units	MG/KG	units	MG/KG	units	MG/KG
Pct_Solids	86.0	Pct_Solids	86.0	Pct_Solids	81.0
DUP_OF:		DUP_OF:		DUP_OF:	

Parameter	Result	Val Qual	Qual Code
ANTIMONY	0.18	J	DK
ARSENIC	0.61	L	CD
BARIUM	10.9		
BERYLLIUM	1.2		
CADMIUM	0.037	K	K
CHROMIUM	7.7	J	DI
COBALT	2.8	J	DI
COPPER	10.2	L	D
IRON	18300		
LEAD	3.4	L	D
MANGANESE	26.1	L	D
MERCURY	0.019	UL	C
MOLYBDENUM	0.093	B	A
NICKEL	9.7	L	D
SELENIUM	0.57	L	D
SILVER	0.087		
THALLIUM	0.043	K	C
VANADIUM	11.5	J	DI
ZINC	20.2		

Parameter	Result	Val Qual	Qual Code
ANTIMONY	0.078	B	A
ARSENIC	1.2	L	D
BARIUM	1.6		
BERYLLIUM	0.65		
CADMIUM	0.0092	B	A
CHROMIUM	4.5	J	DI
COBALT	1.6	J	DI
COPPER	12.4	L	D
IRON	9720		
LEAD	1.2	L	D
MANGANESE	21.3	L	D
MERCURY	0.019	UL	C
MOLYBDENUM	0.089	B	A
NICKEL	2.6	L	D
SELENIUM	0.19	UL	D
SILVER	0.047		
THALLIUM	0.008	B	A
VANADIUM	5.1	J	DI
ZINC	13.1		

Parameter	Result	Val Qual	Qual Code
ANTIMONY	0.22	L	D
ARSENIC	0.82	L	CD
BARIUM	9		
BERYLLIUM	1.4		
CADMIUM	0.029	K	K
CHROMIUM	7.5	J	DI
COBALT	4.6	J	DI
COPPER	10.8	L	D
IRON	17800		
LEAD	5.3	L	D
MANGANESE	41.7	L	D
MERCURY	0.021	UL	C
MOLYBDENUM	0.64	J	DK
NICKEL	10.2	L	D
SELENIUM	0.44	L	D
SILVER	0.065		
THALLIUM	0.026	K	C
VANADIUM	12	J	DI
ZINC	23.2		

PROJ_NO: 00887

SDG: 7L01179 MEDIA: SOIL DATA FRACTION: M

nsample	SB-520-0406	nsample	SB-520-0810
samp_date	11/30/2007	samp_date	11/30/2007
lab_id	A7L010179036	lab_id	A7L010179037
qc_type	NM	qc_type	NM
units	MG/KG	units	MG/KG
Pct_Solids	82.0	Pct_Solids	83.0
DUP_OF:		DUP_OF:	

Parameter	Result	Val Qual	Qual Code
ANTIMONY	0.082	B	A
ARSENIC	1.2	L	CD
BARIUM	9		
BERYLLIUM	1.9		
CADMIUM	0.031	K	K
CHROMIUM	9.4	J	DI
COBALT	5.3	J	DI
COPPER	7.5	L	D
IRON	14200		
LEAD	3.6	L	D
MANGANESE	41.7	L	D
MERCURY	0.02	UL	C
MOLYBDENUM	0.094	B	A
NICKEL	14.4	L	D
SELENIUM	0.23	L	D
SILVER	0.067		
THALLIUM	0.042	K	C
VANADIUM	16.6	J	DI
ZINC	30.4		

Parameter	Result	Val Qual	Qual Code
ANTIMONY	0.13	J	DK
ARSENIC	1.3	L	D
BARIUM	6.7		
BERYLLIUM	1.8		
CADMIUM	0.031	K	K
CHROMIUM	6.6	J	DI
COBALT	3.6	J	DI
COPPER	8.4	L	D
IRON	13500		
LEAD	2.5	L	D
MANGANESE	32	L	D
MERCURY	0.02	UL	C
MOLYBDENUM	0.14	B	A
NICKEL	8.3	L	D
SELENIUM	0.19	UL	D
SILVER	0.049		
THALLIUM	0.021	K	C
VANADIUM	13.2	J	DI
ZINC	21		

APPENDIX B
RESULTS AS REPORTED BY THE LABORATORY

Test America North Canton

Metals Data Reporting Form

Sample Results

Lab Sample ID: KC9PX **Client ID:** DUP-04

Matrix: Soil **Units:** mg/kg **Prep Date:** 12/04/07 **Prep Batch:** 7338020

Weight: 1.00 **Volume:** 100 **Percent Moisture:** 14.283

Element	WL/ Mass	IDL	Report Limit	Conc	Q	DF	Instr	Anal Date	Anal Time
Antimony	121	0.0056	0.23	0.14	BN	1	ICPMS	12/11/07	21:29
Arsenic	75	0.031	0.58	0.26	BN*	1	ICPMS	12/12/07	2:28
Barium	135	0.0024	0.12	6.0		1	ICPMS	12/12/07	2:28
Beryllium	9	0.0023	0.12	0.58		1	ICPMS	12/12/07	2:28
Cadmium	111	0.0016	0.12	0.017	B	1	ICPMS	12/12/07	2:28
Chromium	52	0.0063	0.23	10.1		1	ICPMS	12/12/07	2:28
Cobalt	59	0.0015	0.12	2.0		1	ICPMS	12/12/07	2:28
Copper	65	0.0054	0.23	6.8	N*	1	ICPMS	12/12/07	15:27
Iron	271.44	0.79	11.7	17800		1	ICPST	12/05/07	9:19
Lead	208	0.0017	0.12	1.3	*	1	ICPMS	12/12/07	2:28
Manganese	257.61	0.013	1.7	23.0	N	1	ICPST	12/05/07	9:19
Molybdenum	98	0.077	0.23	0.11	B*	1	ICPMS	12/12/07	15:27
Nickel	60	0.0062	0.12	7.9	*	1	ICPMS	12/12/07	15:27
Selenium	82	0.19	0.58	0.19	U	1	ICPMS	12/12/07	2:28
Silver	107	0.0024	0.12	0.065	B	1	ICPMS	12/11/07	21:29
Thallium	205	0.0027	0.12	0.021	B	1	ICPMS	12/12/07	2:28
Vanadium	51	0.029	0.58	16.9	*	1	ICPMS	12/12/07	2:28
Zinc	68	0.014	1.2	11.2		1	ICPMS	12/12/07	2:28

Comments: Lot #: A7L010179 Sample #: 4

5.21.0

E Serial dilution percent difference not within limits
U Result is less than the IDL
B Result is between IDL and RL

Form 1 Equivalent

Test America North Canton

Metals Data Reporting Form

Sample Results

Lab Sample ID: KC9PX **Client ID:** DUP-04

Matrix: Soil **Units:** mg/kg **Prep Date:** 12/04/07 **Prep Batch:** 7338020Hg

Weight: 0.60 **Volume:** 100 **Percent Moisture:** 14.283

Element	WL/ Mass	IDL	Report Limit	Conc	Q	DF	Instr	Anal Date	Anal Time
Mercury	253.7	0.019	0.12	0.019	U	1	CVAA	12/04/07	14:50

Comments: Lot #: A7L010179 Sample #: 4

5.21.0

E Serial dilution percent difference not within limits
U Result is less than the IDL
B Result is between IDL and RL

Form 1 Equivalent

Test America North Canton

Metals Data Reporting Form

Sample Results

Lab Sample ID: KC9Q5 **Client ID:** DUP-05

Matrix: Soil **Units:** mg/kg **Prep Date:** 12/04/07 **Prep Batch:** 7338019

Weight: 1.00 **Volume:** 100 **Percent Moisture:** 20.633

Element	WL/ Mass	IDL	Report Limit	Conc	Q	DF	Instr	Anal Date	Anal Time
Antimony	121	0.0060	0.25	0.14	BN	1	ICPMS	12/07/07	13:42
Arsenic	75	0.034	0.63	1.4		1	ICPMS	12/07/07	18:53
Barium	135	0.0026	0.13	32.5		1	ICPMS	12/07/07	18:53
Beryllium	9	0.0025	0.13	0.70		1	ICPMS	12/07/07	18:53
Cadmium	111	0.0018	0.13	0.067	B	1	ICPMS	12/07/07	18:53
Chromium	52	0.0068	0.25	9.1		1	ICPMS	12/07/07	18:53
Cobalt	59	0.0016	0.13	2.1	*	1	ICPMS	12/07/07	18:53
Copper	65	0.0058	0.25	9.2		1	ICPMS	12/07/07	18:53
Iron	271.44	0.86	12.6	9200		1	ICPST	12/05/07	12:27
Lead	208	0.0019	0.13	7.7	*	1	ICPMS	12/07/07	18:53
Manganese	257.61	0.014	1.9	146	N	1	ICPST	12/05/07	12:27
Molybdenum	98	0.083	0.25	0.31		1	ICPMS	12/07/07	18:53
Nickel	60	0.0067	0.13	6.8	*	1	ICPMS	12/07/07	18:53
Selenium	82	0.20	0.63	0.33	BN	1	ICPMS	12/07/07	18:53
Silver	107	0.0026	0.13	0.070	B	1	ICPMS	12/07/07	13:42
Thallium	205	0.0029	0.13	0.028	B	1	ICPMS	12/07/07	18:53
Vanadium	51	0.031	0.63	14.8		1	ICPMS	12/07/07	18:53
Zinc	68	0.015	1.3	15.7	*	1	ICPMS	12/07/07	18:53

Comments: Lot #: A7L010179 Sample #: 23

5.21.0

E Serial dilution percent difference not within limits

U Result is less than the IDL

B Result is between IDL and RL

Form 1 Equivalent

Test America North Canton

Metals Data Reporting Form

Sample Results

Lab Sample ID: KC9Q5 **Client ID:** DUP-05

Matrix: Soil **Units:** mg/kg **Prep Date:** 12/04/07 **Prep Batch:** 7338019Hg

Weight: 0.60 **Volume:** 100 **Percent Moisture:** 20.633

Element	WL/ Mass	IDL	Report Limit	Conc	Q	DF	Instr	Anal Date	Anal Time
Mercury	253.7	0.021	0.13	0.021	U	1	CVAA	12/04/07	15:12

Comments: Lot #: A7L010179 Sample #: 23

5.21.0

E Serial dilution percent difference not within limits
U Result is less than the IDL
B Result is between IDL and RL

Form 1 Equivalent

Test America North Canton

Metals Data Reporting Form

Sample Results

Lab Sample ID: KC9Q6 **Client ID:** DUP-06

Matrix: Soil **Units:** mg/kg **Prep Date:** 12/04/07 **Prep Batch:** 7338019

Weight: 1.00 **Volume:** 100 **Percent Moisture:** 15.24

Element	WL/ Mass	IDL	Report Limit	Conc	Q	DF	Instr	Anal Date	Anal Time
Antimony	**121**	**0.0057**	**0.24**	**0.18**	**BN**	**1**	**ICPMS**	**12/07/07**	**13:45**
Arsenic	**75**	**0.032**	**0.59**	**0.42**	**B**	**1**	**ICPMS**	**12/07/07**	**18:57**
Barium	**135**	**0.0025**	**0.12**	**11.3**		**1**	**ICPMS**	**12/07/07**	**18:57**
Beryllium	**9**	**0.0024**	**0.12**	**2.3**		**1**	**ICPMS**	**12/07/07**	**18:57**
Cadmium	**111**	**0.0017**	**0.12**	**0.090**	**B**	**1**	**ICPMS**	**12/07/07**	**18:57**
Chromium	**52**	**0.0064**	**0.24**	**10.7**		**1**	**ICPMS**	**12/07/07**	**18:57**
Cobalt	**59**	**0.0015**	**0.12**	**6.5**	*	**1**	**ICPMS**	**12/07/07**	**18:57**
Copper	**65**	**0.0054**	**0.24**	**10.4**		**1**	**ICPMS**	**12/07/07**	**18:57**
Iron	**271.44**	**0.80**	**11.8**	**33200**		**1**	**ICPST**	**12/05/07**	**12:32**
Lead	**208**	**0.0018**	**0.12**	**3.6**	*	**1**	**ICPMS**	**12/07/07**	**18:57**
Manganese	**257.61**	**0.013**	**1.8**	**186**	**N**	**1**	**ICPST**	**12/05/07**	**12:32**
Molybdenum	**98**	**0.078**	**0.24**	**0.15**	**B**	**1**	**ICPMS**	**12/07/07**	**18:57**
Nickel	**60**	**0.0063**	**0.12**	**14.3**	*	**1**	**ICPMS**	**12/07/07**	**18:57**
Selenium	82	0.19	0.59	0.19	UN	1	ICPMS	12/07/07	18:57
Silver	**107**	**0.0025**	**0.12**	**0.086**	**B**	**1**	**ICPMS**	**12/07/07**	**13:45**
Thallium	**205**	**0.0027**	**0.12**	**0.041**	**B**	**1**	**ICPMS**	**12/07/07**	**18:57**
Vanadium	**51**	**0.029**	**0.59**	**11.2**		**1**	**ICPMS**	**12/07/07**	**18:57**
Zinc	**68**	**0.014**	**1.2**	**37.7**	*	**1**	**ICPMS**	**12/07/07**	**18:57**

Comments: Lot #: A7L010179 Sample #: 24

5.21.0

E Serial dilution percent difference not within limits
U Result is less than the IDL
B Result is between IDL and RL

Form 1 Equivalent

Test America North Canton

Metals Data Reporting Form

Sample Results

Lab Sample ID: KC9Q6 **Client ID:** DUP-06

Matrix: Soil **Units:** mg/kg **Prep Date:** 12/04/07 **Prep Batch:** 7338019Hg

Weight: 0.60 **Volume:** 100 **Percent Moisture:** 15.24

Element	WL/ Mass	IDL	Report Limit	Conc	Q	DF	Instr	Anal Date	Anal Time
Mercury	253.7	0.020	0.12	0.020	U	1	CVAA	12/04/07	15:13

Comments: Lot #: A7L010179 Sample #: 24

5.21.0

E Serial dilution percent difference not within limits
U Result is less than the IDL
B Result is between IDL and RL

Form 1 Equivalent

Test America North Canton

Metals Data Reporting Form

Sample Results

Lab Sample ID: KC9QC **Client ID:** SB-509-0001

Matrix: Soil **Units:** mg/kg **Prep Date:** 12/04/07 **Prep Batch:** 7338020

Weight: 1.00 **Volume:** 100 **Percent Moisture:** 13.269

Element	WL/ Mass	IDL	Report Limit	Conc	Q	DF	Instr	Anal Date	Anal Time
Antimony	121	0.0055	0.23	0.031	BN	1	ICPMS	12/11/07	22:18
Arsenic	75	0.031	0.58	1.5	N*	1	ICPMS	12/11/07	20:18
Barium	135	0.0024	0.12	12.5		1	ICPMS	12/11/07	20:18
Beryllium	9	0.0023	0.12	0.30		1	ICPMS	12/12/07	7:21
Cadmium	111	0.0016	0.12	0.012	B	1	ICPMS	12/11/07	20:18
Chromium	52	0.0062	0.23	6.3		1	ICPMS	12/11/07	20:18
Cobalt	59	0.0015	0.12	3.9		1	ICPMS	12/11/07	20:18
Copper	65	0.0053	0.23	4.9	N*	1	ICPMS	12/11/07	20:18
Iron	271.44	0.78	11.5	10400		1	ICPST	12/05/07	10:31
Lead	208	0.0017	0.12	3.0	*	1	ICPMS	12/11/07	20:18
Manganese	257.61	0.013	1.7	27.4	N	1	ICPST	12/05/07	10:31
Molybdenum	98	0.076	0.23	0.16	B*	1	ICPMS	12/11/07	20:18
Nickel	60	0.0061	0.12	3.2	*	1	ICPMS	12/11/07	20:18
Selenium	82	0.18	0.58	0.18	U	1	ICPMS	12/11/07	20:18
Silver	107	0.0024	0.12	0.031	B	1	ICPMS	12/11/07	22:18
Thallium	205	0.0027	0.12	0.055	B	1	ICPMS	12/11/07	20:18
Vanadium	51	0.029	0.58	11.4	*	1	ICPMS	12/11/07	20:18
Zinc	68	0.014	1.2	11.1		1	ICPMS	12/11/07	20:18

Comments: Lot #: A7L010179 Sample #: 14

5.21.0

E Serial dilution percent difference not within limits
U Result is less than the IDL
B Result is between IDL and RL

Form 1 Equivalent

Test America North Canton

Metals Data Reporting Form

Sample Results

Lab Sample ID: KC9QC **Client ID:** SB-509-0001

Matrix: Soil **Units:** mg/kg **Prep Date:** 12/04/07 **Prep Batch:** 7338020Hg

Weight: 0.60 **Volume:** 100 **Percent Moisture:** 13.269

Element	WL/ Mass	IDL	Report Limit	Conc	Q	DF	Instr	Anal Date	Anal Time
Mercury	253.7	0.019	0.12	0.019	U	1	CVAA	12/04/07	14:53

Comments: Lot #: A7L010179 Sample #: 14

5.21.0

E Serial dilution percent difference not within limits
U Result is less than the IDL
B Result is between IDL and RL

Form 1 Equivalent

Test America North Canton

Metals Data Reporting Form

Sample Results

Lab Sample ID: KC9QH **Client ID:** SB-509-0406

Matrix: Soil **Units:** mg/kg **Prep Date:** 12/04/07 **Prep Batch:** 7338020

Weight: 1.00 **Volume:** 100 **Percent Moisture:** 13.709

Element	WL/ Mass	IDL	Report Limit	Conc	Q	DF	Instr	Anal Date	Anal Time
Antimony	121	0.0056	0.23	0.059	BN	1	ICPMS	12/11/07	22:22
Arsenic	75	0.031	0.58	1.7	N*	1	ICPMS	12/12/07	7:25
Barium	135	0.0024	0.12	8.9		1	ICPMS	12/12/07	7:25
Beryllium	9	0.0023	0.12	0.62		1	ICPMS	12/12/07	7:25
Cadmium	111	0.0016	0.12	0.016	B	1	ICPMS	12/12/07	7:25
Chromium	52	0.0063	0.23	10.0		1	ICPMS	12/12/07	7:25
Cobalt	59	0.0015	0.12	2.3		1	ICPMS	12/12/07	7:25
Copper	65	0.0053	0.23	11.3	N*	1	ICPMS	12/12/07	15:51
Iron	271.44	3.9	57.9	10300		5	ICPST	12/05/07	17:34
Lead	208	0.0017	0.12	2.5	*	1	ICPMS	12/12/07	7:25
Manganese	257.61	0.064	8.7	27.1	N	5	ICPST	12/05/07	17:34
Molybdenum	98	0.076	0.23	0.10	B*	1	ICPMS	12/12/07	15:51
Nickel	60	0.0061	0.12	5.4	*	1	ICPMS	12/12/07	15:51
Selenium	82	0.19	0.58	0.30	B	1	ICPMS	12/12/07	7:25
Silver	107	0.0024	0.12	0.042	B	1	ICPMS	12/11/07	22:22
Thallium	205	0.0027	0.12	0.028	B	1	ICPMS	12/12/07	7:25
Vanadium	51	0.029	0.58	14.5	*	1	ICPMS	12/12/07	7:25
Zinc	68	0.014	1.2	10.7		1	ICPMS	12/12/07	7:25

Comments: Lot #: A7L010179 Sample #: 15

5.21.0

E Serial dilution percent difference not within limits
U Result is less than the IDL
B Result is between IDL and RL

Form 1 Equivalent

Test America North Canton

Metals Data Reporting Form

Sample Results

Lab Sample ID: KC9QH **Client ID:** SB-509-0406

Matrix: Soil **Units:** mg/kg **Prep Date:** 12/04/07 **Prep Batch:** 7338020Hg

Weight: 0.60 **Volume:** 100 **Percent Moisture:** 13.709

Element	WL/ Mass	IDL	Report Limit	Conc	Q	DF	Instr	Anal Date	Anal Time
Mercury	253.7	0.019	0.12	0.019	U	1	CVAA	12/04/07	14:56

Comments: Lot #: A7L010179 Sample #: 15

5.21.0

E Serial dilution percent difference not within limits
U Result is less than the IDL
B Result is between IDL and RL

Form 1 Equivalent

Test America North Canton

Metals Data Reporting Form

Sample Results

Lab Sample ID: KC9QK **Client ID:** SB-509-0810

Matrix: Soil **Units:** mg/kg **Prep Date:** 12/04/07 **Prep Batch:** 7338020

Weight: 1.00 **Volume:** 100 **Percent Moisture:** 12.625

Element	WL/ Mass	IDL	Report Limit	Conc	Q	DF	Instr	Anal Date	Anal Time
Antimony	**121**	**0.0055**	**0.23**	**0.12**	**BN**	**1**	**ICPMS**	**12/11/07**	**22:26**
Arsenic	**75**	**0.031**	**0.57**	**2.5**	**N***	**1**	**ICPMS**	**12/12/07**	**7:29**
Barium	**135**	**0.0024**	**0.11**	**5.7**		**1**	**ICPMS**	**12/12/07**	**7:29**
Beryllium	**9**	**0.0023**	**0.11**	**0.33**		**1**	**ICPMS**	**12/12/07**	**7:29**
Cadmium	**111**	**0.0016**	**0.11**	**0.0087**	**B**	**1**	**ICPMS**	**12/12/07**	**7:29**
Chromium	**52**	**0.0062**	**0.23**	**8.3**		**1**	**ICPMS**	**12/12/07**	**7:29**
Cobalt	**59**	**0.0015**	**0.11**	**2.3**		**1**	**ICPMS**	**12/12/07**	**7:29**
Copper	**65**	**0.0053**	**0.23**	**6.7**	**N***	**1**	**ICPMS**	**12/12/07**	**15:54**
Iron	**271.44**	**3.9**	**57.2**	**10200**		**5**	**ICPST**	**12/05/07**	**17:54**
Lead	**208**	**0.0017**	**0.11**	**1.4**	*	**1**	**ICPMS**	**12/12/07**	**7:29**
Manganese	**257.61**	**0.063**	**8.6**	**25.9**	**N**	**5**	**ICPST**	**12/05/07**	**17:54**
Molybdenum	**98**	**0.076**	**0.23**	**0.27**	*	**1**	**ICPMS**	**12/12/07**	**15:54**
Nickel	**60**	**0.0061**	**0.11**	**3.9**	*	**1**	**ICPMS**	**12/12/07**	**15:54**
Selenium	82	0.18	0.57	0.18	U	1	ICPMS	12/12/07	7:29
Silver	**107**	**0.0024**	**0.11**	**0.032**	**B**	**1**	**ICPMS**	**12/11/07**	**22:26**
Thallium	**205**	**0.0026**	**0.11**	**0.020**	**B**	**1**	**ICPMS**	**12/12/07**	**7:29**
Vanadium	**51**	**0.029**	**0.57**	**10.6**	*	**1**	**ICPMS**	**12/12/07**	**7:29**
Zinc	**68**	**0.014**	**1.1**	**6.0**		**1**	**ICPMS**	**12/12/07**	**7:29**

Comments: Lot #: A7L010179 Sample #: 16

5.21.0

E Serial dilution percent difference not within limits
U Result is less than the IDL
B Result is between IDL and RL

Form 1 Equivalent

Test America North Canton

Metals Data Reporting Form

Sample Results

Lab Sample ID: KC9QK **Client ID:** SB-509-0810

Matrix: Soil **Units:** mg/kg **Prep Date:** 12/04/07 **Prep Batch:** 7338020Hg

Weight: 0.60 **Volume:** 100 **Percent Moisture:** 12.625

Element	WL/ Mass	IDL	Report Limit	Conc	Q	DF	Instr	Anal Date	Anal Time
Mercury	253.7	0.019	0.11	0.019	U	1	CVAA	12/04/07	14:57

Comments: Lot #: A7L010179 Sample #: 16

5.21.0

E Serial dilution percent difference not within limits
U Result is less than the IDL
B Result is between IDL and RL

Form 1 Equivalent

Test America North Canton

Metals Data Reporting Form

Sample Results

Lab Sample ID: KC9PQ **Client ID:** SB-510-0001

Matrix: Soil **Units:** mg/kg **Prep Date:** 12/04/07 **Prep Batch:** 7338020

Weight: 1.00 **Volume:** 100 **Percent Moisture:** 10.605

Element	WL/ Mass	IDL	Report Limit	Conc	Q	DF	Instr	Anal Date	Anal Time
Antimony	121	0.0054	0.22	0.29	N	1	ICPMS	12/11/07	21:10
Arsenic	75	0.030	0.56	9.6	N*	1	ICPMS	12/11/07	18:22
Barium	135	0.0023	0.11	12.2		1	ICPMS	12/11/07	18:22
Beryllium	9	0.0022	0.11	0.21		1	ICPMS	12/11/07	18:22
Cadmium	111	0.0016	0.11	0.036	B	1	ICPMS	12/11/07	18:22
Chromium	52	0.0060	0.22	10.1		1	ICPMS	12/11/07	18:22
Cobalt	59	0.0015	0.11	3.9		1	ICPMS	12/11/07	18:22
Copper	65	0.0051	0.22	27.9	N*	1	ICPMS	12/11/07	18:22
Iron	271.44	0.76	11.2	13400		1	ICPST	12/05/07	8:47
Lead	208	0.0017	0.11	2.0	*	1	ICPMS	12/11/07	18:22
Manganese	257.61	0.012	1.7	83.4	N	1	ICPST	12/05/07	8:47
Molybdenum	98	0.074	0.22	3.2	*	1	ICPMS	12/12/07	14:54
Nickel	60	0.0059	0.11	11.1	*	1	ICPMS	12/11/07	18:22
Selenium	82	0.18	0.56	0.18	U	1	ICPMS	12/11/07	18:22
Silver	107	0.0023	0.11	0.058	B	1	ICPMS	12/11/07	21:10
Thallium	205	0.0026	0.11	0.020	B	1	ICPMS	12/11/07	18:22
Vanadium	51	0.028	0.56	8.5	*	1	ICPMS	12/11/07	18:22
Zinc	68	0.013	1.1	12.6		1	ICPMS	12/11/07	18:22

Comments: Lot #: A7L010179 Sample #: 1

5.21.0

E Serial dilution percent difference not within limits

U Result is less than the IDL

B Result is between IDL and RL

Form 1 Equivalent

Test America North Canton

Metals Data Reporting Form

Sample Results

Lab Sample ID: KC9PQ **Client ID:** SB-510-0001

Matrix: Soil **Units:** mg/kg **Prep Date:** 12/04/07 **Prep Batch:** 7338020Hg

Weight: 0.60 **Volume:** 100 **Percent Moisture:** 10.605

Element	WL/ Mass	IDL	Report Limit	Conc	Q	DF	Instr	Anal Date	Anal Time
Mercury	253.7	0.019	0.11	0.019	U	1	CVAA	12/04/07	14:45

Comments: Lot #: A7L010179 Sample #: 1

5.21.0

E Serial dilution percent difference not within limits
U Result is less than the IDL
B Result is between IDL and RL

Form 1 Equivalent

Test America North Canton

Metals Data Reporting Form

Sample Results

Lab Sample ID: KC9PT **Client ID:** SB-510-0406

Matrix: Soil **Units:** mg/kg **Prep Date:** 12/04/07 **Prep Batch:** 7338020

Weight: 1.00 **Volume:** 100 **Percent Moisture:** 13.142

Element	WL/ Mass	IDL	Report Limit	Conc	Q	DF	Instr	Anal Date	Anal Time
Antimony	121	0.0055	0.23	0.13	BN	1	ICPMS	12/11/07	21:22
Arsenic	75	0.031	0.58	0.26	BN*	1	ICPMS	12/12/07	2:06
Barium	135	0.0024	0.12	7.1		1	ICPMS	12/12/07	2:06
Beryllium	9	0.0023	0.12	0.42		1	ICPMS	12/12/07	2:06
Cadmium	111	0.0016	0.12	0.018	B	1	ICPMS	12/12/07	2:06
Chromium	52	0.0062	0.23	8.5		1	ICPMS	12/12/07	2:06
Cobalt	59	0.0015	0.12	1.2		1	ICPMS	12/12/07	2:06
Copper	65	0.0053	0.23	5.5	N*	1	ICPMS	12/12/07	2:06
Iron	271.44	3.9	57.6	15200		5	ICPST	12/05/07	17:13
Lead	208	0.0017	0.12	1.9	*	1	ICPMS	12/12/07	2:06
Manganese	257.61	0.063	8.6	27.1	N	5	ICPST	12/05/07	17:13
Molybdenum	98	0.076	0.23	0.076	U*	1	ICPMS	12/12/07	15:20
Nickel	60	0.0061	0.12	4.0	*	1	ICPMS	12/12/07	2:06
Selenium	82	0.18	0.58	0.75		1	ICPMS	12/12/07	2:06
Silver	107	0.0024	0.12	0.061	B	1	ICPMS	12/11/07	21:22
Thallium	205	0.0026	0.12	0.024	B	1	ICPMS	12/12/07	2:06
Vanadium	51	0.029	0.58	13.0	*	1	ICPMS	12/12/07	2:06
Zinc	68	0.014	1.2	5.9		1	ICPMS	12/12/07	2:06

Comments: Lot #: A7L010179 Sample #: 2

5.21.0

E Serial dilution percent difference not within limits
U Result is less than the IDL
B Result is between IDL and RL

Form 1 Equivalent

Test America North Canton

Metals Data Reporting Form

Sample Results

Lab Sample ID: KC9PT **Client ID:** SB-510-0406

Matrix: Soil **Units:** mg/kg **Prep Date:** 12/04/07 **Prep Batch:** 7338020Hg

Weight: 0.60 **Volume:** 100 **Percent Moisture:** 13.142

Element	WL/ Mass	IDL	Report Limit	Conc	Q	DF	Instr	Anal Date	Anal Time
Mercury	253.7	0.019	0.12	0.019	U	1	CVAA	12/04/07	14:48

Comments: Lot #: A7L010179 Sample #: 2

5.21.0

E Serial dilution percent difference not within limits
U Result is less than the IDL
B Result is between IDL and RL

Form 1 Equivalent

Test America North Canton

Metals Data Reporting Form

Sample Results

Lab Sample ID: KC9PW **Client ID:** SB-510-0810

Matrix: Soil **Units:** mg/kg **Prep Date:** 12/04/07 **Prep Batch:** 7338020

Weight: 1.00 **Volume:** 100 **Percent Moisture:** 13.444

Element	WL/ Mass	IDL	Report Limit	Conc	Q	DF	Instr	Anal Date	Anal Time
Antimony	**121**	**0.0055**	**0.23**	**0.17**	**BN**	**1**	**ICPMS**	**12/11/07**	**21:26**
Arsenic	**75**	**0.031**	**0.58**	**0.36**	**BN***	**1**	**ICPMS**	**12/12/07**	**2:12**
Barium	**135**	**0.0024**	**0.12**	**7.8**		**1**	**ICPMS**	**12/12/07**	**2:12**
Beryllium	**9**	**0.0023**	**0.12**	**0.66**		**1**	**ICPMS**	**12/12/07**	**2:12**
Cadmium	**111**	**0.0016**	**0.12**	**0.030**	**B**	**1**	**ICPMS**	**12/12/07**	**2:12**
Chromium	**52**	**0.0062**	**0.23**	**11.7**		**1**	**ICPMS**	**12/12/07**	**2:12**
Cobalt	**59**	**0.0015**	**0.12**	**1.9**		**1**	**ICPMS**	**12/12/07**	**2:12**
Copper	**65**	**0.0053**	**0.23**	**6.7**	**N***	**1**	**ICPMS**	**12/12/07**	**2:12**
Iron	**271.44**	**0.79**	**11.6**	**20900**		**1**	**ICPST**	**12/05/07**	**9:14**
Lead	**208**	**0.0017**	**0.12**	**1.7**	*	**1**	**ICPMS**	**12/12/07**	**2:12**
Manganese	**257.61**	**0.013**	**1.7**	**73.6**	**N**	**1**	**ICPST**	**12/05/07**	**9:14**
Molybdenum	**98**	**0.076**	**0.23**	**0.16**	**B***	**1**	**ICPMS**	**12/12/07**	**15:23**
Nickel	**60**	**0.0061**	**0.12**	**6.5**	*	**1**	**ICPMS**	**12/12/07**	**2:12**
Selenium	82	0.18	0.58	0.18	U	1	ICPMS	12/12/07	2:12
Silver	**107**	**0.0024**	**0.12**	**0.069**	**B**	**1**	**ICPMS**	**12/11/07**	**21:26**
Thallium	**205**	**0.0027**	**0.12**	**0.025**	**B**	**1**	**ICPMS**	**12/12/07**	**2:12**
Vanadium	**51**	**0.029**	**0.58**	**15.8**	*	**1**	**ICPMS**	**12/12/07**	**2:12**
Zinc	**68**	**0.014**	**1.2**	**9.8**		**1**	**ICPMS**	**12/12/07**	**2:12**

Comments: Lot #: A7L010179 Sample #: 3

5.21.0

E Serial dilution percent difference not within limits
U Result is less than the IDL
B Result is between IDL and RL

Form 1 Equivalent

Test America North Canton

Metals Data Reporting Form

Sample Results

Lab Sample ID: KC9PW **Client ID:** SB-510-0810

Matrix: Soil **Units:** mg/kg **Prep Date:** 12/04/07 **Prep Batch:** 7338020Hg

Weight: 0.60 **Volume:** 100 **Percent Moisture:** 13.444

Element	WL/ Mass	IDL	Report Limit	Conc	Q	DF	Instr	Anal Date	Anal Time
Mercury	253.7	0.019	0.12	0.019	U	1	CVAA	12/04/07	14:49

Comments: Lot #: A7L010179 Sample #: 3

5.21.0

E Serial dilution percent difference not within limits
U Result is less than the IDL
B Result is between IDL and RL

Form 1 Equivalent

Test America North Canton

Metals Data Reporting Form

Sample Results

Lab Sample ID: KC9P0 **Client ID:** SB-511-0001

Matrix: Soil **Units:** mg/kg **Prep Date:** 12/04/07 **Prep Batch:** 7338020

Weight: 1.00 **Volume:** 100 **Percent Moisture:** 12.651

Element	WL/ Mass	IDL	Report Limit	Conc	Q	DF	Instr	Anal Date	Anal Time
Antimony	121	0.0055	0.23	0.23	N	1	ICPMS	12/11/07	21:33
Arsenic	75	0.031	0.57	0.52	BN*	1	ICPMS	12/12/07	2:32
Barium	135	0.0024	0.11	15.1		1	ICPMS	12/12/07	2:32
Beryllium	9	0.0023	0.11	1.8		1	ICPMS	12/12/07	2:32
Cadmium	111	0.0016	0.11	0.029	B	1	ICPMS	12/12/07	2:32
Chromium	52	0.0062	0.23	15.5		1	ICPMS	12/12/07	2:32
Cobalt	59	0.0015	0.11	4.2		1	ICPMS	12/12/07	2:32
Copper	65	0.0053	0.23	16.9	N*	1	ICPMS	12/12/07	15:31
Iron	271.44	3.9	57.2	24400		5	ICPST	12/05/07	17:18
Lead	208	0.0086	0.57	6.8	*	5	ICPMS	12/12/07	16:34
Manganese	257.61	0.063	8.6	53.7	N	5	ICPST	12/05/07	17:18
Molybdenum	98	0.076	0.23	0.091	B*	1	ICPMS	12/12/07	15:31
Nickel	60	0.0061	0.11	16.3	*	1	ICPMS	12/12/07	15:31
Selenium	82	0.18	0.57	1.1		1	ICPMS	12/12/07	2:32
Silver	107	0.0024	0.11	0.099	B	1	ICPMS	12/11/07	21:33
Thallium	205	0.013	0.57	0.064	B	5	ICPMS	12/12/07	16:34
Vanadium	51	0.029	0.57	20.6	*	1	ICPMS	12/12/07	2:32
Zinc	68	0.014	1.1	20.5		1	ICPMS	12/12/07	2:32

Comments: Lot #: A7L010179 Sample #: 5

5.21.0

E Serial dilution percent difference not within limits

U Result is less than the IDL

B Result is between IDL and RL

Form 1 Equivalent

Test America North Canton

Metals Data Reporting Form

Sample Results

Lab Sample ID: KC9P0 **Client ID:** SB-511-0001

Matrix: Soil **Units:** mg/kg **Prep Date:** 12/04/07 **Prep Batch:** 7338020Hg

Weight: 0.60 **Volume:** 100 **Percent Moisture:** 12.651

Element	WL/ Mass	IDL	Report Limit	Conc	Q	DF	Instr	Anal Date	Anal Time
Mercury	253.7	0.019	0.11	0.019	U	1	CVAA	12/04/07	14:33

Comments: Lot #: A7L010179 Sample #: 5

5.21.0

E Serial dilution percent difference not within limits
U Result is less than the IDL
B Result is between IDL and RL

Form 1 Equivalent

Test America North Canton

Metals Data Reporting Form

Sample Results

Lab Sample ID: KC9P1 **Client ID:** SB-511-0406

Matrix: Soil **Units:** mg/kg **Prep Date:** 12/04/07 **Prep Batch:** 7338020

Weight: 1.00 **Volume:** 100 **Percent Moisture:** 14.696

Element	WL/ Mass	IDL	Report Limit	Conc	Q	DF	Instr	Anal Date	Anal Time
Antimony	121	0.0056	0.23	0.0056	UN	1	ICPMS	12/11/07	21:37
Arsenic	**75**	**0.032**	**0.59**	**0.58**	**BN***	**1**	**ICPMS**	**12/12/07**	**2:36**
Barium	**135**	**0.0025**	**0.12**	**7.7**		**1**	**ICPMS**	**12/12/07**	**2:36**
Beryllium	**9**	**0.0023**	**0.12**	**0.31**		**1**	**ICPMS**	**12/12/07**	**2:36**
Cadmium	**111**	**0.0016**	**0.12**	**0.0075**	**B**	**1**	**ICPMS**	**12/12/07**	**2:36**
Chromium	**52**	**0.0063**	**0.23**	**1.5**		**1**	**ICPMS**	**12/12/07**	**2:36**
Cobalt	**59**	**0.0015**	**0.12**	**0.82**		**1**	**ICPMS**	**12/12/07**	**2:36**
Copper	**65**	**0.0054**	**0.23**	**4.1**	**N***	**1**	**ICPMS**	**12/12/07**	**15:35**
Iron	**271.44**	**4.0**	**58.6**	**1290**		**5**	**ICPST**	**12/05/07**	**17:24**
Lead	**208**	**0.0088**	**0.59**	**3.2**	*	**5**	**ICPMS**	**12/12/07**	**16:38**
Manganese	**257.61**	**0.064**	**8.8**	**2.2**	**BN**	**5**	**ICPST**	**12/05/07**	**17:24**
Molybdenum	98	0.077	0.23	0.077	U*	1	ICPMS	12/12/07	15:35
Nickel	**60**	**0.0062**	**0.12**	**1.8**	*	**1**	**ICPMS**	**12/12/07**	**15:35**
Selenium	**82**	**0.19**	**0.59**	**0.20**	**B**	**1**	**ICPMS**	**12/12/07**	**2:36**
Silver	**107**	**0.0025**	**0.12**	**0.035**	**B**	**1**	**ICPMS**	**12/11/07**	**21:37**
Thallium	**205**	**0.013**	**0.59**	**0.045**	**B**	**5**	**ICPMS**	**12/12/07**	**16:38**
Vanadium	**51**	**0.029**	**0.59**	**2.2**	*	**1**	**ICPMS**	**12/12/07**	**2:36**
Zinc	**68**	**0.014**	**1.2**	**5.2**		**1**	**ICPMS**	**12/12/07**	**2:36**

Comments: Lot #: A7L010179 Sample #: 6

5.21.0

E Serial dilution percent difference not within limits

U Result is less than the IDL

B Result is between IDL and RL

Form 1 Equivalent

Test America North Canton

Metals Data Reporting Form

Sample Results

Lab Sample ID: KC9P1 **Client ID:** SB-511-0406

Matrix: Soil **Units:** mg/kg **Prep Date:** 12/04/07 **Prep Batch:** 7338020Hg

Weight: 0.60 **Volume:** 100 **Percent Moisture:** 14.696

Element	WL/ Mass	IDL	Report Limit	Conc	Q	DF	Instr	Anal Date	Anal Time
Mercury	253.7	0.020	0.12	0.020	U	1	CVAA	12/04/07	14:34

Comments: Lot #: A7L010179 Sample #: 6

5.21.0

E Serial dilution percent difference not within limits
U Result is less than the IDL
B Result is between IDL and RL

Form 1 Equivalent

Test America North Canton

Metals Data Reporting Form

Sample Results

Lab Sample ID: KC9P2 **Client ID:** SB-511-0810

Matrix: Soil **Units:** mg/kg **Prep Date:** 12/04/07 **Prep Batch:** 7338020

Weight: 1.00 **Volume:** 100 **Percent Moisture:** 20.066

Element	WL/ Mass	IDL	Report Limit	Conc	Q	DF	Instr	Anal Date	Anal Time
Antimony	121	0.0060	0.25	0.0060	UN	1	ICPMS	12/11/07	21:41
Arsenic	**75**	**0.034**	**0.63**	**0.35**	**BN***	**1**	**ICPMS**	**12/12/07**	**2:40**
Barium	**135**	**0.0026**	**0.13**	**6.4**		**1**	**ICPMS**	**12/12/07**	**2:40**
Beryllium	**9**	**0.0025**	**0.13**	**0.42**		**1**	**ICPMS**	**12/12/07**	**2:40**
Cadmium	**111**	**0.0018**	**0.13**	**0.011**	**B**	**1**	**ICPMS**	**12/12/07**	**2:40**
Chromium	**52**	**0.0068**	**0.25**	**4.0**		**1**	**ICPMS**	**12/12/07**	**2:40**
Cobalt	**59**	**0.0016**	**0.13**	**1.0**		**1**	**ICPMS**	**12/12/07**	**2:40**
Copper	**65**	**0.0058**	**0.25**	**4.7**	**N***	**1**	**ICPMS**	**12/12/07**	**15:39**
Iron	**271.44**	**0.85**	**12.5**	**3240**		**1**	**ICPST**	**12/05/07**	**9:50**
Lead	**208**	**0.0019**	**0.13**	**2.2**	*	**1**	**ICPMS**	**12/12/07**	**2:40**
Manganese	**257.61**	**0.014**	**1.9**	**4.8**	**N**	**1**	**ICPST**	**12/05/07**	**9:50**
Molybdenum	98	0.083	0.25	0.083	U*	1	ICPMS	12/12/07	15:39
Nickel	**60**	**0.0066**	**0.13**	**2.6**	*	**1**	**ICPMS**	**12/12/07**	**15:39**
Selenium	82	0.20	0.63	0.20	U	1	ICPMS	12/12/07	2:40
Silver	**107**	**0.0026**	**0.13**	**0.030**	**B**	**1**	**ICPMS**	**12/11/07**	**21:41**
Thallium	**205**	**0.0029**	**0.13**	**0.028**	**B**	**1**	**ICPMS**	**12/12/07**	**2:40**
Vanadium	**51**	**0.031**	**0.63**	**7.5**	*	**1**	**ICPMS**	**12/12/07**	**2:40**
Zinc	**68**	**0.015**	**1.3**	**7.0**		**1**	**ICPMS**	**12/12/07**	**2:40**

Comments: Lot #: A7L010179 Sample #: 7

5.21.0

E Serial dilution percent difference not within limits

U Result is less than the IDL

B Result is between IDL and RL

Form 1 Equivalent

Test America North Canton

Metals Data Reporting Form

Sample Results

Lab Sample ID: KC9P2 **Client ID:** SB-511-0810

Matrix: Soil **Units:** mg/kg **Prep Date:** 12/04/07 **Prep Batch:** 7338020Hg

Weight: 0.60 **Volume:** 100 **Percent Moisture:** 20.066

Element	WL/ Mass	IDL	Report Limit	Conc	Q	DF	Instr	Anal Date	Anal Time
Mercury	253.7	0.021	0.13	0.021	U	1	CVAA	12/04/07	14:36

Comments: Lot #: A7L010179 Sample #: 7

5.21.0

E Serial dilution percent difference not within limits
U Result is less than the IDL
B Result is between IDL and RL

Form 1 Equivalent

Test America North Canton

Metals Data Reporting Form

Sample Results

Lab Sample ID: KC9P3 **Client ID:** SB-512-0001

Matrix: Soil **Units:** mg/kg **Prep Date:** 12/04/07 **Prep Batch:** 7338020

Weight: 1.00 **Volume:** 100 **Percent Moisture:** 11.41

Element	WL/ Mass	IDL	Report Limit	Conc	Q	DF	Instr	Anal Date	Anal Time
Antimony	121	0.0054	0.23	0.083	BN	1	ICPMS	12/11/07	21:45
Arsenic	75	0.030	0.56	1.5	N*	1	ICPMS	12/11/07	19:10
Barium	135	0.0024	0.11	15.8		1	ICPMS	12/11/07	19:10
Beryllium	9	0.0023	0.11	0.55		1	ICPMS	12/11/07	19:10
Cadmium	111	0.0016	0.11	0.093	B	1	ICPMS	12/11/07	19:10
Chromium	52	0.0061	0.23	11.4		1	ICPMS	12/11/07	19:10
Cobalt	59	0.0015	0.11	3.7		1	ICPMS	12/11/07	19:10
Copper	65	0.0052	0.23	11.4	N*	1	ICPMS	12/11/07	19:10
Iron	271.44	0.77	11.3	13200		1	ICPST	12/05/07	10:00
Lead	208	0.0017	0.11	4.5	*	1	ICPMS	12/11/07	19:10
Manganese	257.61	0.012	1.7	66.5	N	1	ICPST	12/05/07	10:00
Molybdenum	98	0.075	0.23	0.31	*	1	ICPMS	12/11/07	19:10
Nickel	60	0.0060	0.11	8.7	*	1	ICPMS	12/11/07	19:10
Selenium	82	0.18	0.56	0.18	U	1	ICPMS	12/11/07	19:10
Silver	107	0.0024	0.11	0.060	B	1	ICPMS	12/11/07	21:45
Thallium	205	0.0026	0.11	0.023	B	1	ICPMS	12/11/07	19:10
Vanadium	51	0.028	0.56	14.3	*	1	ICPMS	12/11/07	19:10
Zinc	68	0.014	1.1	16.7		1	ICPMS	12/11/07	19:10

Comments: Lot #: A7L010179 Sample #: 8

5.21.0

E Serial dilution percent difference not within limits

U Result is less than the IDL

B Result is between IDL and RL

Form 1 Equivalent

Test America North Canton

Metals Data Reporting Form

Sample Results

Lab Sample ID: KC9P3 **Client ID:** SB-512-0001

Matrix: Soil **Units:** mg/kg **Prep Date:** 12/04/07 **Prep Batch:** 7338020Hg

Weight: 0.60 **Volume:** 100 **Percent Moisture:** 11.41

Element	WL/ Mass	IDL	Report Limit	Conc	Q	DF	Instr	Anal Date	Anal Time
Mercury	253.7	0.019	0.11	0.019	U	1	CVAA	12/04/07	14:37

Comments: Lot #: A7L010179 Sample #: 8

5.21.0

E Serial dilution percent difference not within limits
U Result is less than the IDL
B Result is between IDL and RL

Form 1 Equivalent

Test America North Canton

Metals Data Reporting Form

Sample Results

Lab Sample ID: KC9P6 **Client ID:** SB-512-0406

Matrix: Soil **Units:** mg/kg **Prep Date:** 12/04/07 **Prep Batch:** 7338020

Weight: 1.00 **Volume:** 100 **Percent Moisture:** 12.345

Element	WL/ Mass	IDL	Report Limit	Conc	Q	DF	Instr	Anal Date	Anal Time
Antimony	121	0.0055	0.23	0.15	BN	1	ICPMS	12/11/07	21:59
Arsenic	75	0.031	0.57	0.59	N*	1	ICPMS	12/12/07	2:48
Barium	135	0.0024	0.11	12.5		1	ICPMS	12/12/07	2:48
Beryllium	9	0.0023	0.11	0.96		1	ICPMS	12/12/07	2:48
Cadmium	111	0.0016	0.11	0.019	B	1	ICPMS	12/12/07	2:48
Chromium	52	0.0062	0.23	8.5		1	ICPMS	12/12/07	2:48
Cobalt	59	0.0015	0.11	3.0		1	ICPMS	12/12/07	2:48
Copper	65	0.0052	0.23	10.3	N*	1	ICPMS	12/12/07	15:43
Iron	271.44	3.9	57.0	15200		5	ICPST	12/05/07	17:29
Lead	208	0.0086	0.57	3.6	*	5	ICPMS	12/12/07	16:42
Manganese	257.61	0.063	8.6	33.5	N	5	ICPST	12/05/07	17:29
Molybdenum	98	0.075	0.23	0.080	B*	1	ICPMS	12/12/07	15:43
Nickel	60	0.0060	0.11	11.5	*	1	ICPMS	12/12/07	15:43
Selenium	82	0.18	0.57	0.53	B	1	ICPMS	12/12/07	2:48
Silver	107	0.0024	0.11	0.066	B	1	ICPMS	12/11/07	21:59
Thallium	205	0.013	0.57	0.053	B	5	ICPMS	12/12/07	16:42
Vanadium	51	0.029	0.57	12.6	*	1	ICPMS	12/12/07	2:48
Zinc	68	0.014	1.1	12.0		1	ICPMS	12/12/07	2:48

Comments: Lot #: A7L010179 Sample #: 9

5.21.0

E Serial dilution percent difference not within limits

U Result is less than the IDL

B Result is between IDL and RL

Form 1 Equivalent

Test America North Canton

Metals Data Reporting Form

Sample Results

Lab Sample ID: KC9P6 **Client ID:** SB-512-0406

Matrix: Soil **Units:** mg/kg **Prep Date:** 12/04/07 **Prep Batch:** 7338020Hg

Weight: 0.60 **Volume:** 100 **Percent Moisture:** 12.345

Element	WL/ Mass	IDL	Report Limit	Conc	Q	DF	Instr	Anal Date	Anal Time
Mercury	253.7	0.019	0.11	0.019	U	1	CVAA	12/04/07	14:38

Comments: Lot #: A7L010179 Sample #: 9

5.21.0

E Serial dilution percent difference not within limits
U Result is less than the IDL
B Result is between IDL and RL

Form 1 Equivalent

Test America North Canton

Metals Data Reporting Form

Sample Results

Lab Sample ID: KC9P7 **Client ID:** SB-512-0810

Matrix: Soil **Units:** mg/kg **Prep Date:** 12/04/07 **Prep Batch:** 7338020

Weight: 1.00 **Volume:** 100 **Percent Moisture:** 20.308

Element	WL/ Mass	IDL	Report Limit	Conc	Q	DF	Instr	Anal Date	Anal Time
Antimony	121	0.0060	0.25	0.083	BN	1	ICPMS	12/11/07	22:03
Arsenic	75	0.034	0.63	0.76	N*	1	ICPMS	12/12/07	2:52
Barium	135	0.0026	0.13	17.9		1	ICPMS	12/12/07	2:52
Beryllium	9	0.0025	0.13	0.77		1	ICPMS	12/12/07	2:52
Cadmium	111	0.0018	0.13	0.55		1	ICPMS	12/12/07	2:52
Chromium	52	0.0068	0.25	8.9		1	ICPMS	12/12/07	2:52
Cobalt	59	0.0016	0.13	2.2		1	ICPMS	12/12/07	2:52
Copper	65	0.0058	0.25	11.3	N*	1	ICPMS	12/12/07	15:47
Iron	271.44	0.85	12.5	9820		1	ICPST	12/05/07	10:10
Lead	208	0.0019	0.13	8.6	*	1	ICPMS	12/12/07	2:52
Manganese	257.61	0.014	1.9	68.2	N	1	ICPST	12/05/07	10:10
Molybdenum	98	0.083	0.25	0.28	*	1	ICPMS	12/12/07	15:47
Nickel	60	0.0067	0.13	8.0	*	1	ICPMS	12/12/07	15:47
Selenium	82	0.20	0.63	0.54	B	1	ICPMS	12/12/07	2:52
Silver	107	0.0026	0.13	0.057	B	1	ICPMS	12/11/07	22:03
Thallium	205	0.0029	0.13	0.033	B	1	ICPMS	12/12/07	2:52
Vanadium	51	0.031	0.63	12.4	*	1	ICPMS	12/12/07	2:52
Zinc	68	0.015	1.3	13.5		1	ICPMS	12/12/07	2:52

Comments: Lot #: A7L010179 Sample #: 10

5.21.0

E Serial dilution percent difference not within limits
U Result is less than the IDL
B Result is between IDL and RL

Form 1 Equivalent

Test America North Canton

Metals Data Reporting Form

Sample Results

Lab Sample ID: KC9P7 **Client ID:** SB-512-0810

Matrix: Soil **Units:** mg/kg **Prep Date:** 12/04/07 **Prep Batch:** 7338020Hg

Weight: 0.60 **Volume:** 100 **Percent Moisture:** 20.308

Element	WL/ Mass	IDL	Report Limit	Conc	Q	DF	Instr	Anal Date	Anal Time
Mercury	253.7	0.021	0.13	0.021	U	1	CVAA	12/04/07	14:39

Comments: Lot #: A7L010179 Sample #: 10

5.21.0

E Serial dilution percent difference not within limits
U Result is less than the IDL
B Result is between IDL and RL

Form 1 Equivalent

Test America North Canton

Metals Data Reporting Form

Sample Results

Lab Sample ID: KC9P8 **Client ID:** SB-513-0001

Matrix: Soil **Units:** mg/kg **Prep Date:** 12/04/07 **Prep Batch:** 7338020

Weight: 1.00 **Volume:** 100 **Percent Moisture:** 14.508

Element	WL/ Mass	IDL	Report Limit	Conc	Q	DF	Instr	Anal Date	Anal Time
Antimony	**121**	**0.0056**	**0.23**	**0.18**	**BN**	**1**	**ICPMS**	**12/11/07**	**22:06**
Arsenic	**75**	**0.032**	**0.58**	**1.7**	**N***	**1**	**ICPMS**	**12/11/07**	**19:22**
Barium	**135**	**0.0025**	**0.12**	**26.4**		**1**	**ICPMS**	**12/11/07**	**19:22**
Beryllium	**9**	**0.0023**	**0.12**	**0.35**		**1**	**ICPMS**	**12/11/07**	**19:22**
Cadmium	**111**	**0.0016**	**0.12**	**0.11**	**B**	**1**	**ICPMS**	**12/11/07**	**19:22**
Chromium	**52**	**0.0063**	**0.23**	**12.7**		**1**	**ICPMS**	**12/11/07**	**19:22**
Cobalt	**59**	**0.0015**	**0.12**	**3.9**		**1**	**ICPMS**	**12/11/07**	**19:22**
Copper	**65**	**0.0054**	**0.23**	**7.1**	**N***	**1**	**ICPMS**	**12/11/07**	**19:22**
Iron	**271.44**	**0.80**	**11.7**	**13800**		**1**	**ICPST**	**12/05/07**	**10:16**
Lead	**208**	**0.0018**	**0.12**	**9.3**	*****	**1**	**ICPMS**	**12/11/07**	**19:22**
Manganese	**257.61**	**0.013**	**1.8**	**122**	**N**	**1**	**ICPST**	**12/05/07**	**10:16**
Molybdenum	98	0.077	0.23	0.077	U*	1	ICPMS	12/11/07	19:22
Nickel	**60**	**0.0062**	**0.12**	**6.5**	*****	**1**	**ICPMS**	**12/11/07**	**19:22**
Selenium	82	0.19	0.58	0.19	U	1	ICPMS	12/11/07	19:22
Silver	**107**	**0.0025**	**0.12**	**0.060**	**B**	**1**	**ICPMS**	**12/11/07**	**22:06**
Thallium	**205**	**0.0027**	**0.12**	**0.031**	**B**	**1**	**ICPMS**	**12/11/07**	**19:22**
Vanadium	**51**	**0.029**	**0.58**	**10.6**	*****	**1**	**ICPMS**	**12/11/07**	**19:22**
Zinc	**68**	**0.014**	**1.2**	**23.2**		**1**	**ICPMS**	**12/11/07**	**19:22**

Comments: Lot #: A7L010179 Sample #: 11

5.21.0

E Serial dilution percent difference not within limits
U Result is less than the IDL
B Result is between IDL and RL

Form 1 Equivalent

Test America North Canton

Metals Data Reporting Form

Sample Results

Lab Sample ID: KC9P8 **Client ID:** SB-513-0001

Matrix: Soil **Units:** mg/kg **Prep Date:** 12/04/07 **Prep Batch:** 7338020Hg

Weight: 0.60 **Volume:** 100 **Percent Moisture:** 14.508

Element	WL/ Mass	IDL	Report Limit	Conc	Q	DF	Instr	Anal Date	Anal Time
Mercury	253.7	0.019	0.12	0.019	U	1	CVAA	12/04/07	14:42

Comments: Lot #: A7L010179 Sample #: 11

5.21.0

E Serial dilution percent difference not within limits
U Result is less than the IDL
B Result is between IDL and RL

Form 1 Equivalent

Test America North Canton

Metals Data Reporting Form

Sample Results

Lab Sample ID: KC9P9 **Client ID:** SB-513-0406

Matrix: Soil **Units:** mg/kg **Prep Date:** 12/04/07 **Prep Batch:** 7338020

Weight: 1.00 **Volume:** 100 **Percent Moisture:** 14.826

Element	WL/ Mass	IDL	Report Limit	Conc	Q	DF	Instr	Anal Date	Anal Time
Antimony	121	0.0056	0.23	0.056	BN	1	ICPMS	12/11/07	22:10
Arsenic	75	0.032	0.59	2.3	N*	1	ICPMS	12/11/07	19:26
Barium	135	0.0025	0.12	8.9		1	ICPMS	12/11/07	19:26
Beryllium	9	0.0023	0.12	0.30		1	ICPMS	12/11/07	19:26
Cadmium	111	0.0016	0.12	0.0090	B	1	ICPMS	12/11/07	19:26
Chromium	52	0.0063	0.23	7.8		1	ICPMS	12/11/07	19:26
Cobalt	59	0.0015	0.12	4.0		1	ICPMS	12/11/07	19:26
Copper	65	0.0054	0.23	3.5	N*	1	ICPMS	12/11/07	19:26
Iron	271.44	0.80	11.7	8600		1	ICPST	12/05/07	10:21
Lead	208	0.0018	0.12	3.2	*	1	ICPMS	12/11/07	19:26
Manganese	257.61	0.013	1.8	47.0	N	1	ICPST	12/05/07	10:21
Molybdenum	98	0.077	0.23	0.094	B*	1	ICPMS	12/11/07	19:26
Nickel	60	0.0062	0.12	2.8	*	1	ICPMS	12/11/07	19:26
Selenium	82	0.19	0.59	0.19	U	1	ICPMS	12/11/07	19:26
Silver	107	0.0025	0.12	0.030	B	1	ICPMS	12/11/07	22:10
Thallium	205	0.0027	0.12	0.035	B	1	ICPMS	12/11/07	19:26
Vanadium	51	0.029	0.59	12.3	*	1	ICPMS	12/11/07	19:26
Zinc	68	0.014	1.2	9.3		1	ICPMS	12/11/07	19:26

Comments: Lot #: A7L010179 Sample #: 12

5.21.0

E Serial dilution percent difference not within limits

U Result is less than the IDL

B Result is between IDL and RL

Form 1 Equivalent

Test America North Canton

Metals Data Reporting Form

Sample Results

Lab Sample ID: KC9P9 **Client ID:** SB-513-0406

Matrix: Soil **Units:** mg/kg **Prep Date:** 12/04/07 **Prep Batch:** 7338020Hg

Weight: 0.60 **Volume:** 100 **Percent Moisture:** 14.826

Element	WL/ Mass	IDL	Report Limit	Conc	Q	DF	Instr	Anal Date	Anal Time
Mercury	253.7	0.020	0.12	0.020	U	1	CVAA	12/04/07	14:44

Comments: Lot #: A7L010179 Sample #: 12

5.21.0

E Serial dilution percent difference not within limits
U Result is less than the IDL
B Result is between IDL and RL

Form 1 Equivalent

Test America North Canton

Metals Data Reporting Form

Sample Results

Lab Sample ID: KC9QA **Client ID:** SB-513-0810

Matrix: Soil **Units:** mg/kg **Prep Date:** 12/04/07 **Prep Batch:** 7338020

Weight: 1.00 **Volume:** 100 **Percent Moisture:** 14.441

Element	WL/ Mass	IDL	Report Limit	Conc	Q	DF	Instr	Anal Date	Anal Time
Antimony	121	0.0056	0.23	0.0056	UN	1	ICPMS	12/11/07	22:14
Arsenic	**75**	**0.032**	**0.58**	**0.46**	**BN***	**1**	**ICPMS**	**12/11/07**	**19:30**
Barium	**135**	**0.0025**	**0.12**	**1.9**		**1**	**ICPMS**	**12/11/07**	**19:30**
Beryllium	**9**	**0.0023**	**0.12**	**0.076**	**B**	**1**	**ICPMS**	**12/11/07**	**19:30**
Cadmium	**111**	**0.0016**	**0.12**	**0.0037**	**B**	**1**	**ICPMS**	**12/11/07**	**19:30**
Chromium	**52**	**0.0063**	**0.23**	**2.3**		**1**	**ICPMS**	**12/11/07**	**19:30**
Cobalt	**59**	**0.0015**	**0.12**	**0.98**		**1**	**ICPMS**	**12/11/07**	**19:30**
Copper	**65**	**0.0054**	**0.23**	**1.0**	**N***	**1**	**ICPMS**	**12/11/07**	**19:30**
Iron	**271.44**	**0.79**	**11.7**	**2310**		**1**	**ICPST**	**12/05/07**	**10:26**
Lead	**208**	**0.0018**	**0.12**	**0.71**	*	**1**	**ICPMS**	**12/11/07**	**19:30**
Manganese	**257.61**	**0.013**	**1.8**	**8.8**	**N**	**1**	**ICPST**	**12/05/07**	**10:26**
Molybdenum	98	0.077	0.23	0.077	U*	1	ICPMS	12/11/07	19:30
Nickel	**60**	**0.0062**	**0.12**	**0.76**	*	**1**	**ICPMS**	**12/11/07**	**19:30**
Selenium	82	0.19	0.58	0.19	U	1	ICPMS	12/11/07	19:30
Silver	**107**	**0.0025**	**0.12**	**0.0079**	**B**	**1**	**ICPMS**	**12/11/07**	**22:14**
Thallium	**205**	**0.0027**	**0.12**	**0.0052**	**B**	**1**	**ICPMS**	**12/11/07**	**19:30**
Vanadium	**51**	**0.029**	**0.58**	**3.0**	*	**1**	**ICPMS**	**12/11/07**	**19:30**
Zinc	**68**	**0.014**	**1.2**	**5.5**		**1**	**ICPMS**	**12/11/07**	**19:30**

Comments: Lot #: A7L010179 Sample #: 13

5.21.0

E Serial dilution percent difference not within limits
U Result is less than the IDL
B Result is between IDL and RL

Form 1 Equivalent

Test America North Canton

Metals Data Reporting Form

Sample Results

Lab Sample ID: KC9QA **Client ID:** SB-513-0810

Matrix: Soil **Units:** mg/kg **Prep Date:** 12/04/07 **Prep Batch:** 7338020Hg

Weight: 0.60 **Volume:** 100 **Percent Moisture:** 14.441

Element	WL/ Mass	IDL	Report Limit	Conc	Q	DF	Instr	Anal Date	Anal Time
Mercury	253.7	0.019	0.12	0.019	U	1	CVAA	12/04/07	14:51

Comments: Lot #: A7L010179 Sample #: 13

5.21.0

E Serial dilution percent difference not within limits
U Result is less than the IDL
B Result is between IDL and RL

Form 1 Equivalent

Test America North Canton

Metals Data Reporting Form

Sample Results

Lab Sample ID: KC9QM **Client ID:** SB-514-0001

Matrix: Soil **Units:** mg/kg **Prep Date:** 12/04/07 **Prep Batch:** 7338020

Weight: 1.00 **Volume:** 100 **Percent Moisture:** 13.697

Element	WL/ Mass	IDL	Report Limit	Conc	Q	DF	Instr	Anal Date	Anal Time
Antimony	121	0.0056	0.23	0.098	BN	1	ICPMS	12/11/07	22:30
Arsenic	75	0.031	0.58	1.5	N*	1	ICPMS	12/11/07	20:30
Barium	135	0.0024	0.12	20.4		1	ICPMS	12/11/07	20:30
Beryllium	9	0.0023	0.12	1.0		1	ICPMS	12/12/07	7:33
Cadmium	111	0.0016	0.12	0.78		1	ICPMS	12/11/07	20:30
Chromium	52	0.0063	0.23	15.8		1	ICPMS	12/11/07	20:30
Cobalt	59	0.0015	0.12	17.5		1	ICPMS	12/11/07	20:30
Copper	65	0.0053	0.23	22.8	N*	1	ICPMS	12/11/07	20:30
Iron	271.44	0.79	11.6	16100		1	ICPST	12/05/07	11:02
Lead	208	0.0017	0.12	11.4	*	1	ICPMS	12/11/07	20:30
Manganese	257.61	0.013	1.7	133	N	1	ICPST	12/05/07	11:02
Molybdenum	98	0.076	0.23	0.081	B*	1	ICPMS	12/11/07	20:30
Nickel	60	0.0061	0.12	15.4	*	1	ICPMS	12/11/07	20:30
Selenium	82	0.19	0.58	0.27	B	1	ICPMS	12/11/07	20:30
Silver	107	0.0024	0.12	0.079	B	1	ICPMS	12/11/07	22:30
Thallium	205	0.0027	0.12	0.055	B	1	ICPMS	12/11/07	20:30
Vanadium	51	0.029	0.58	18.8	*	1	ICPMS	12/11/07	20:30
Zinc	68	0.014	1.2	47.3		1	ICPMS	12/11/07	20:30

Comments: Lot #: A7L010179 Sample #: 17

5.21.0

E Serial dilution percent difference not within limits

U Result is less than the IDL

B Result is between IDL and RL

Form 1 Equivalent

Test America North Canton

Metals Data Reporting Form

Sample Results

Lab Sample ID: KC9QM **Client ID:** SB-514-0001

Matrix: Soil **Units:** mg/kg **Prep Date:** 12/04/07 **Prep Batch:** 7338020Hg

Weight: 0.60 **Volume:** 100 **Percent Moisture:** 13.697

Element	WL/ Mass	IDL	Report Limit	Conc	Q	DF	Instr	Anal Date	Anal Time
Mercury	253.7	0.019	0.12	0.019	U	1	CVAA	12/04/07	14:58

Comments: Lot #: A7L010179 Sample #: 17

5.21.0

E Serial dilution percent difference not within limits
U Result is less than the IDL
B Result is between IDL and RL

Form 1 Equivalent

Test America North Canton

Metals Data Reporting Form

Sample Results

Lab Sample ID: KC9QQ **Client ID:** SB-514-0406

Matrix: Soil **Units:** mg/kg **Prep Date:** 12/04/07 **Prep Batch:** 7338020

Weight: 1.00 **Volume:** 100 **Percent Moisture:** 17.331

Element	WL/ Mass	IDL	Report Limit	Conc	Q	DF	Instr	Anal Date	Anal Time
Antimony	**121**	**0.0058**	**0.24**	**0.092**	**BN**	**1**	**ICPMS**	**12/11/07**	**22:34**
Arsenic	**75**	**0.033**	**0.60**	**0.39**	**BN***	**1**	**ICPMS**	**12/11/07**	**20:34**
Barium	**135**	**0.0025**	**0.12**	**12.4**		**1**	**ICPMS**	**12/11/07**	**20:34**
Beryllium	**9**	**0.0024**	**0.12**	**2.7**		**1**	**ICPMS**	**12/12/07**	**7:37**
Cadmium	**111**	**0.0017**	**0.12**	**0.029**	**B**	**1**	**ICPMS**	**12/11/07**	**20:34**
Chromium	**52**	**0.0065**	**0.24**	**11.7**		**1**	**ICPMS**	**12/11/07**	**20:34**
Cobalt	**59**	**0.0016**	**0.12**	**9.1**		**1**	**ICPMS**	**12/11/07**	**20:34**
Copper	**65**	**0.0056**	**0.24**	**16.1**	**N***	**1**	**ICPMS**	**12/11/07**	**20:34**
Iron	**271.44**	**0.82**	**12.1**	**40100**		**1**	**ICPST**	**12/05/07**	**11:07**
Lead	**208**	**0.0018**	**0.12**	**3.5**	*	**1**	**ICPMS**	**12/11/07**	**20:34**
Manganese	**257.61**	**0.013**	**1.8**	**280**	**N**	**1**	**ICPST**	**12/05/07**	**11:07**
Molybdenum	98	0.080	0.24	0.080	U*	1	ICPMS	12/11/07	20:34
Nickel	**60**	**0.0064**	**0.12**	**16.7**	*	**1**	**ICPMS**	**12/11/07**	**20:34**
Selenium	82	0.19	0.60	0.19	U	1	ICPMS	12/11/07	20:34
Silver	**107**	**0.0025**	**0.12**	**0.089**	**B**	**1**	**ICPMS**	**12/11/07**	**22:34**
Thallium	**205**	**0.0028**	**0.12**	**0.041**	**B**	**1**	**ICPMS**	**12/11/07**	**20:34**
Vanadium	**51**	**0.030**	**0.60**	**15.2**	*	**1**	**ICPMS**	**12/11/07**	**20:34**
Zinc	**68**	**0.015**	**1.2**	**35.3**		**1**	**ICPMS**	**12/11/07**	**20:34**

Comments: Lot #: A7L010179 Sample #: 18

5.21.0

E Serial dilution percent difference not within limits

U Result is less than the IDL

B Result is between IDL and RL

Form 1 Equivalent

Test America North Canton

Metals Data Reporting Form

Sample Results

Lab Sample ID: KC9QQ **Client ID:** SB-514-0406

Matrix: Soil **Units:** mg/kg **Prep Date:** 12/04/07 **Prep Batch:** 7338020Hg

Weight: 0.60 **Volume:** 100 **Percent Moisture:** 17.331

Element	WL/ Mass	IDL	Report Limit	Conc	Q	DF	Instr	Anal Date	Anal Time
Mercury	253.7	0.020	0.12	0.020	U	1	CVAA	12/04/07	15:00

Comments: Lot #: A7L010179 Sample #: 18

5.21.0

E Serial dilution percent difference not within limits
U Result is less than the IDL
B Result is between IDL and RL

Form 1 Equivalent

Test America North Canton

Metals Data Reporting Form

Sample Results

Lab Sample ID: KC9QT **Client ID:** SB-514-0810

Matrix: Soil **Units:** mg/kg **Prep Date:** 12/04/07 **Prep Batch:** 7338020

Weight: 1.00 **Volume:** 100 **Percent Moisture:** 15.646

Element	WL/ Mass	IDL	Report Limit	Conc	Q	DF	Instr	Anal Date	Anal Time
Antimony	**121**	**0.0057**	**0.24**	**0.22**	**BN**	**1**	**ICPMS**	**12/11/07**	**22:47**
Arsenic	**75**	**0.032**	**0.59**	**1.3**	**N***	**1**	**ICPMS**	**12/12/07**	**7:41**
Barium	**135**	**0.0025**	**0.12**	**11.6**		**1**	**ICPMS**	**12/12/07**	**7:41**
Beryllium	**9**	**0.0024**	**0.12**	**3.7**		**1**	**ICPMS**	**12/12/07**	**7:41**
Cadmium	**111**	**0.0017**	**0.12**	**0.024**	**B**	**1**	**ICPMS**	**12/12/07**	**7:41**
Chromium	**52**	**0.0064**	**0.24**	**11.1**		**1**	**ICPMS**	**12/12/07**	**7:41**
Cobalt	**59**	**0.0015**	**0.12**	**8.8**		**1**	**ICPMS**	**12/12/07**	**7:41**
Copper	**65**	**0.0055**	**0.24**	**11.7**	**N***	**1**	**ICPMS**	**12/12/07**	**16:12**
Iron	**271.44**	**0.81**	**11.9**	**51200**		**1**	**ICPST**	**12/05/07**	**11:12**
Lead	**208**	**0.0018**	**0.12**	**5.6**	*	**1**	**ICPMS**	**12/12/07**	**7:41**
Manganese	**257.61**	**0.013**	**1.8**	**225**	**N**	**1**	**ICPST**	**12/05/07**	**11:12**
Molybdenum	**98**	**0.078**	**0.24**	**0.090**	**B***	**1**	**ICPMS**	**12/12/07**	**16:12**
Nickel	**60**	**0.0063**	**0.12**	**15.9**	*	**1**	**ICPMS**	**12/12/07**	**16:12**
Selenium	82	0.19	0.59	0.19	U	1	ICPMS	12/12/07	7:41
Silver	**107**	**0.0025**	**0.12**	**0.11**	**B**	**1**	**ICPMS**	**12/11/07**	**22:47**
Thallium	**205**	**0.0027**	**0.12**	**0.061**	**B**	**1**	**ICPMS**	**12/12/07**	**7:41**
Vanadium	**51**	**0.030**	**0.59**	**16.5**	*	**1**	**ICPMS**	**12/12/07**	**7:41**
Zinc	**68**	**0.014**	**1.2**	**62.3**		**1**	**ICPMS**	**12/12/07**	**7:41**

Comments: Lot #: A7L010179 Sample #: 19

5.21.0

E Serial dilution percent difference not within limits
U Result is less than the IDL
B Result is between IDL and RL

Form 1 Equivalent

Test America North Canton

Metals Data Reporting Form

Sample Results

Lab Sample ID: KC9QT **Client ID:** SB-514-0810

Matrix: Soil **Units:** mg/kg **Prep Date:** 12/04/07 **Prep Batch:** 7338020Hg

Weight: 0.60 **Volume:** 100 **Percent Moisture:** 15.646

Element	WL/ Mass	IDL	Report Limit	Conc	Q	DF	Instr	Anal Date	Anal Time
Mercury	253.7	0.020	0.12	0.020	U	1	CVAA	12/04/07	15:01

Comments: Lot #: A7L010179 Sample #: 19

5.21.0

E Serial dilution percent difference not within limits
U Result is less than the IDL
B Result is between IDL and RL

Form 1 Equivalent

Test America North Canton

Metals Data Reporting Form

Sample Results

Lab Sample ID: KC9QX **Client ID:** SB-515-0001

Matrix: Soil **Units:** mg/kg **Prep Date:** 12/04/07 **Prep Batch:** 7338020

Weight: 1.00 **Volume:** 100 **Percent Moisture:** 15.219

Element	WL/ Mass	IDL	Report Limit	Conc	Q	DF	Instr	Anal Date	Anal Time
Antimony	**121**	**0.0057**	**0.24**	**0.29**	**N**	**1**	**ICPMS**	**12/11/07**	**22:51**
Arsenic	**75**	**0.032**	**0.59**	**0.99**	**N***	**1**	**ICPMS**	**12/11/07**	**20:42**
Barium	**135**	**0.0025**	**0.12**	**24.1**		**1**	**ICPMS**	**12/11/07**	**20:42**
Beryllium	**9**	**0.0024**	**0.12**	**0.84**		**1**	**ICPMS**	**12/12/07**	**7:45**
Cadmium	**111**	**0.0017**	**0.12**	**0.45**		**1**	**ICPMS**	**12/11/07**	**20:42**
Chromium	**52**	**0.0064**	**0.24**	**11.3**		**1**	**ICPMS**	**12/11/07**	**20:42**
Cobalt	**59**	**0.0015**	**0.12**	**4.1**		**1**	**ICPMS**	**12/11/07**	**20:42**
Copper	**65**	**0.0054**	**0.24**	**12.5**	**N***	**1**	**ICPMS**	**12/11/07**	**20:42**
Iron	**271.44**	**0.80**	**11.8**	**11900**		**1**	**ICPST**	**12/05/07**	**11:17**
Lead	**208**	**0.0088**	**0.59**	**36.7**	*	**5**	**ICPMS**	**12/12/07**	**16:45**
Manganese	**257.61**	**0.013**	**1.8**	**152**	**N**	**1**	**ICPST**	**12/05/07**	**11:17**
Molybdenum	**98**	**0.078**	**0.24**	**0.094**	**B***	**1**	**ICPMS**	**12/11/07**	**20:42**
Nickel	**60**	**0.0063**	**0.12**	**11.8**	*	**1**	**ICPMS**	**12/11/07**	**20:42**
Selenium	82	0.19	0.59	0.19	U	1	ICPMS	12/11/07	20:42
Silver	**107**	**0.0025**	**0.12**	**0.12**		**1**	**ICPMS**	**12/11/07**	**22:51**
Thallium	**205**	**0.0027**	**0.12**	**0.041**	**B**	**1**	**ICPMS**	**12/11/07**	**20:42**
Vanadium	**51**	**0.029**	**0.59**	**15.0**	*	**1**	**ICPMS**	**12/11/07**	**20:42**
Zinc	**68**	**0.014**	**1.2**	**57.0**		**1**	**ICPMS**	**12/11/07**	**20:42**

Comments: Lot #: A7L010179 Sample #: 20

5.21.0

E Serial dilution percent difference not within limits
U Result is less than the IDL
B Result is between IDL and RL

Form 1 Equivalent

Test America North Canton

Metals Data Reporting Form

Sample Results

Lab Sample ID: KC9QX **Client ID:** SB-515-0001

Matrix: Soil **Units:** mg/kg **Prep Date:** 12/04/07 **Prep Batch:** 7338020Hg

Weight: 0.60 **Volume:** 100 **Percent Moisture:** 15.219

Element	WL/ Mass	IDL	Report Limit	Conc	Q	DF	Instr	Anal Date	Anal Time
Mercury	253.7	0.020	0.12	0.072	B	1	CVAA	12/04/07	15:02

Comments: Lot #: A7L010179 Sample #: 20

5.21.0

E Serial dilution percent difference not within limits
U Result is less than the IDL
B Result is between IDL and RL

Form 1 Equivalent

Test America North Canton

Metals Data Reporting Form

Sample Results

Lab Sample ID: KC9Q2 **Client ID:** SB-515-0406

Matrix: Soil **Units:** mg/kg **Prep Date:** 12/04/07 **Prep Batch:** 7338019

Weight: 1.00 **Volume:** 100 **Percent Moisture:** 17.426

Element	WL/ Mass	IDL	Report Limit	Conc	Q	DF	Instr	Anal Date	Anal Time
Antimony	**121**	**0.0058**	**0.24**	**0.17**	**BN**	**1**	**ICPMS**	**12/07/07**	**13:26**
Arsenic	**75**	**0.033**	**0.61**	**0.62**		**1**	**ICPMS**	**12/07/07**	**18:28**
Barium	**135**	**0.0025**	**0.12**	**7.8**		**1**	**ICPMS**	**12/07/07**	**18:28**
Beryllium	**9**	**0.0024**	**0.12**	**3.3**		**1**	**ICPMS**	**12/07/07**	**18:28**
Cadmium	**111**	**0.0017**	**0.12**	**0.012**	**B**	**1**	**ICPMS**	**12/07/07**	**18:28**
Chromium	**52**	**0.0065**	**0.24**	**9.1**		**1**	**ICPMS**	**12/07/07**	**18:28**
Cobalt	**59**	**0.0016**	**0.12**	**4.3**	*	**1**	**ICPMS**	**12/07/07**	**18:28**
Copper	**65**	**0.0056**	**0.24**	**28.7**		**1**	**ICPMS**	**12/07/07**	**18:28**
Iron	**271.44**	**0.82**	**12.1**	**28700**		**1**	**ICPST**	**12/05/07**	**11:34**
Lead	**208**	**0.0018**	**0.12**	**2.8**	*	**1**	**ICPMS**	**12/07/07**	**18:28**
Manganese	**257.61**	**0.013**	**1.8**	**106**	**N**	**1**	**ICPST**	**12/05/07**	**11:34**
Molybdenum	**98**	**0.080**	**0.24**	**0.16**	**B**	**1**	**ICPMS**	**12/07/07**	**18:28**
Nickel	**60**	**0.0064**	**0.12**	**18.7**	*	**1**	**ICPMS**	**12/07/07**	**18:28**
Selenium	82	0.19	0.61	0.19	UN	1	ICPMS	12/07/07	18:28
Silver	**107**	**0.0025**	**0.12**	**0.087**	**B**	**1**	**ICPMS**	**12/07/07**	**13:26**
Thallium	**205**	**0.0028**	**0.12**	**0.034**	**B**	**1**	**ICPMS**	**12/07/07**	**18:28**
Vanadium	**51**	**0.030**	**0.61**	**13.5**		**1**	**ICPMS**	**12/07/07**	**18:28**
Zinc	**68**	**0.015**	**1.2**	**58.0**	*	**1**	**ICPMS**	**12/07/07**	**18:28**

Comments: Lot #: A7L010179 Sample #: 21

5.21.0

E Serial dilution percent difference not within limits
U Result is less than the IDL
B Result is between IDL and RL

Form 1 Equivalent

Test America North Canton

Metals Data Reporting Form

Sample Results

Lab Sample ID: KC9Q2 **Client ID:** SB-515-0406

Matrix: Soil **Units:** mg/kg **Prep Date:** 12/04/07 **Prep Batch:** 7338019Hg

Weight: 0.60 **Volume:** 100 **Percent Moisture:** 17.426

Element	WL/ Mass	IDL	Report Limit	Conc	Q	DF	Instr	Anal Date	Anal Time
Mercury	253.7	0.020	0.12	0.020	U	1	CVAA	12/04/07	15:05

Comments: Lot #: A7L010179 Sample #: 21

5.21.0

E Serial dilution percent difference not within limits
U Result is less than the IDL
B Result is between IDL and RL

Form 1 Equivalent

Test America North Canton

Metals Data Reporting Form

Sample Results

Lab Sample ID: KC9Q3 **Client ID:** SB-515-0810

Matrix: Soil **Units:** mg/kg **Prep Date:** 12/04/07 **Prep Batch:** 7338019

Weight: 1.00 **Volume:** 100 **Percent Moisture:** 19.152

Element	WL/ Mass	IDL	Report Limit	Conc	Q	DF	Instr	Anal Date	Anal Time
Antimony	121	0.0059	0.25	0.11	BN	1	ICPMS	12/07/07	13:38
Arsenic	75	0.033	0.62	0.22	B	1	ICPMS	12/07/07	18:50
Barium	135	0.0026	0.12	10.4		1	ICPMS	12/07/07	18:50
Beryllium	9	0.0025	0.12	4.4		1	ICPMS	12/07/07	18:50
Cadmium	111	0.0017	0.12	0.020	B	1	ICPMS	12/07/07	18:50
Chromium	52	0.0067	0.25	10.6		1	ICPMS	12/07/07	18:50
Cobalt	59	0.0016	0.12	6.2	*	1	ICPMS	12/07/07	18:50
Copper	65	0.0057	0.25	11.2		1	ICPMS	12/07/07	18:50
Iron	271.44	0.84	12.4	22600		1	ICPST	12/05/07	12:22
Lead	208	0.0019	0.12	3.2	*	1	ICPMS	12/07/07	18:50
Manganese	257.61	0.014	1.9	277	N	1	ICPST	12/05/07	12:22
Molybdenum	98	0.082	0.25	0.083	B	1	ICPMS	12/07/07	18:50
Nickel	60	0.0066	0.12	11.9	*	1	ICPMS	12/07/07	18:50
Selenium	82	0.20	0.62	0.20	UN	1	ICPMS	12/07/07	18:50
Silver	107	0.0026	0.12	0.079	B	1	ICPMS	12/07/07	13:38
Thallium	205	0.0028	0.12	0.038	B	1	ICPMS	12/07/07	18:50
Vanadium	51	0.031	0.62	11.5		1	ICPMS	12/07/07	18:50
Zinc	68	0.015	1.2	28.6	*	1	ICPMS	12/07/07	18:50

Comments: Lot #: A7L010179 Sample #: 22

5.21.0

E Serial dilution percent difference not within limits

U Result is less than the IDL

B Result is between IDL and RL

Form 1 Equivalent

Test America North Canton

Metals Data Reporting Form

Sample Results

Lab Sample ID: KC9Q3 **Client ID:** SB-515-0810

Matrix: Soil **Units:** mg/kg **Prep Date:** 12/04/07 **Prep Batch:** 7338019Hg

Weight: 0.60 **Volume:** 100 **Percent Moisture:** 19.152

Element	WL/ Mass	IDL	Report Limit	Conc	Q	DF	Instr	Anal Date	Anal Time
Mercury	253.7	0.021	0.12	0.021	U	1	CVAA	12/04/07	15:11

Comments: Lot #: A7L010179 Sample #: 22

5.21.0

E Serial dilution percent difference not within limits
U Result is less than the IDL
B Result is between IDL and RL

Form 1 Equivalent

Test America North Canton

Metals Data Reporting Form

Sample Results

Lab Sample ID: KC9RR **Client ID:** SB-516-0001

Matrix: Soil **Units:** mg/kg **Prep Date:** 12/04/07 **Prep Batch:** 7338019

Weight: 1.00 **Volume:** 100 **Percent Moisture:** 16.108

Element	WL/ Mass	IDL	Report Limit	Conc	Q	DF	Instr	Anal Date	Anal Time
Antimony	121	0.0057	0.24	0.23	BN	1	ICPMS	12/07/07	14:32
Arsenic	75	0.032	0.60	0.94		1	ICPMS	12/07/07	19:43
Barium	135	0.0025	0.12	13.7		1	ICPMS	12/07/07	19:43
Beryllium	9	0.0024	0.12	1.1		1	ICPMS	12/07/07	19:43
Cadmium	111	0.0017	0.12	0.16		1	ICPMS	12/07/07	19:43
Chromium	52	0.0064	0.24	11.8		1	ICPMS	12/07/07	19:43
Cobalt	59	0.0015	0.12	2.8	*	1	ICPMS	12/07/07	19:43
Copper	65	0.0055	0.24	10.3		1	ICPMS	12/07/07	19:43
Iron	271.44	0.81	11.9	16600		1	ICPST	12/05/07	13:41
Lead	208	0.0018	0.12	5.7	*	1	ICPMS	12/07/07	19:43
Manganese	257.61	0.013	1.8	69.5	N	1	ICPST	12/05/07	13:41
Molybdenum	98	0.079	0.24	0.23	B	1	ICPMS	12/07/07	19:43
Nickel	60	0.0063	0.12	10.9	*	1	ICPMS	12/07/07	19:43
Selenium	82	0.19	0.60	0.34	BN	1	ICPMS	12/07/07	19:43
Silver	107	0.0025	0.12	0.12		1	ICPMS	12/07/07	14:32
Thallium	205	0.0027	0.12	0.041	B	1	ICPMS	12/07/07	19:43
Vanadium	51	0.030	0.60	20.3		1	ICPMS	12/07/07	19:43
Zinc	68	0.014	1.2	25.9	*	1	ICPMS	12/07/07	19:43

Comments: Lot #: A7L010179 Sample #: 34

5.21.0

E Serial dilution percent difference not within limits

U Result is less than the IDL

B Result is between IDL and RL

Form 1 Equivalent

Test America North Canton

Metals Data Reporting Form

Sample Results

Lab Sample ID: KC9RR **Client ID:** SB-516-0001

Matrix: Soil **Units:** mg/kg **Prep Date:** 12/04/07 **Prep Batch:** 7338019Hg

Weight: 0.60 **Volume:** 100 **Percent Moisture:** 16.108

Element	WL/ Mass	IDL	Report Limit	Conc	Q	DF	Instr	Anal Date	Anal Time
Mercury	253.7	0.020	0.12	0.19		1	CVAA	12/04/07	15:31

Comments: Lot #: A7L010179 Sample #: 34

5.21.0

E Serial dilution percent difference not within limits
U Result is less than the IDL
B Result is between IDL and RL

Form 1 Equivalent

Test America North Canton

Metals Data Reporting Form

Sample Results

Lab Sample ID: KC9Q8 **Client ID:** SB-517-0001

Matrix: Soil **Units:** mg/kg **Prep Date:** 12/04/07 **Prep Batch:** 7338019

Weight: 1.00 **Volume:** 100 **Percent Moisture:** 11.565

Element	WL/ Mass	IDL	Report Limit	Conc	Q	DF	Instr	Anal Date	Anal Time
Antimony	121	0.0054	0.23	0.18	BN	1	ICPMS	12/07/07	13:49
Arsenic	75	0.031	0.57	1.1		1	ICPMS	12/07/07	19:00
Barium	135	0.0024	0.11	15.1		1	ICPMS	12/07/07	19:00
Beryllium	9	0.0023	0.11	1.6		1	ICPMS	12/07/07	19:00
Cadmium	111	0.0016	0.11	0.070	B	1	ICPMS	12/07/07	19:00
Chromium	52	0.0061	0.23	9.3		1	ICPMS	12/07/07	19:00
Cobalt	59	0.0015	0.11	5.7	*	1	ICPMS	12/07/07	19:00
Copper	65	0.0052	0.23	16.5		1	ICPMS	12/07/07	19:00
Iron	271.44	0.77	11.3	17600		1	ICPST	12/05/07	12:38
Lead	208	0.0017	0.11	11.4	*	1	ICPMS	12/07/07	19:00
Manganese	257.61	0.012	1.7	65.4	N	1	ICPST	12/05/07	12:38
Molybdenum	98	0.075	0.23	0.12	B	1	ICPMS	12/07/07	19:00
Nickel	60	0.0060	0.11	13.1	*	1	ICPMS	12/07/07	19:00
Selenium	82	0.18	0.57	0.69	N	1	ICPMS	12/07/07	19:00
Silver	107	0.0024	0.11	0.086	B	1	ICPMS	12/07/07	13:49
Thallium	205	0.0026	0.11	0.034	B	1	ICPMS	12/07/07	19:00
Vanadium	51	0.028	0.57	15.8		1	ICPMS	12/07/07	19:00
Zinc	68	0.014	1.1	46.7	*	1	ICPMS	12/07/07	19:00

Comments: Lot #: A7L010179 Sample #: 25

5.21.0

E Serial dilution percent difference not within limits
U Result is less than the IDL
B Result is between IDL and RL

Form 1 Equivalent

Test America North Canton

Metals Data Reporting Form

Sample Results

Lab Sample ID: KC9Q8 **Client ID:** SB-517-0001

Matrix: Soil **Units:** mg/kg **Prep Date:** 12/04/07 **Prep Batch:** 7338019Hg

Weight: 0.60 **Volume:** 100 **Percent Moisture:** 11.565

Element	WL/ Mass	IDL	Report Limit	Conc	Q	DF	Instr	Anal Date	Anal Time
Mercury	253.7	0.019	0.11	0.019	U	1	CVAA	12/04/07	15:15

Comments: Lot #: A7L010179 Sample #: 25

5.21.0

E Serial dilution percent difference not within limits
U Result is less than the IDL
B Result is between IDL and RL

Form 1 Equivalent

Test America North Canton

Metals Data Reporting Form

Sample Results

Lab Sample ID: KC9RA **Client ID:** SB-517-0406

Matrix: Soil **Units:** mg/kg **Prep Date:** 12/04/07 **Prep Batch:** 7338019

Weight: 1.00 **Volume:** 100 **Percent Moisture:** 17.51

Element	WL/ Mass	IDL	Report Limit	Conc	Q	DF	Instr	Anal Date	Anal Time
Antimony	**121**	**0.0058**	**0.24**	**0.26**	**N**	**1**	**ICPMS**	**12/07/07**	**13:52**
Arsenic	**75**	**0.033**	**0.61**	**0.55**	**B**	**1**	**ICPMS**	**12/07/07**	**19:04**
Barium	**135**	**0.0025**	**0.12**	**8.2**		**1**	**ICPMS**	**12/07/07**	**19:04**
Beryllium	**9**	**0.0024**	**0.12**	**2.4**		**1**	**ICPMS**	**12/07/07**	**19:04**
Cadmium	**111**	**0.0017**	**0.12**	**0.019**	**B**	**1**	**ICPMS**	**12/07/07**	**19:04**
Chromium	**52**	**0.0065**	**0.24**	**7.7**		**1**	**ICPMS**	**12/07/07**	**19:04**
Cobalt	**59**	**0.0016**	**0.12**	**4.9**	*	**1**	**ICPMS**	**12/07/07**	**19:04**
Copper	**65**	**0.0056**	**0.24**	**14.7**		**1**	**ICPMS**	**12/07/07**	**19:04**
Iron	**271.44**	**0.82**	**12.1**	**28700**		**1**	**ICPST**	**12/05/07**	**12:43**
Lead	**208**	**0.0018**	**0.12**	**3.5**	*	**1**	**ICPMS**	**12/07/07**	**19:04**
Manganese	**257.61**	**0.013**	**1.8**	**93.3**	**N**	**1**	**ICPST**	**12/05/07**	**12:43**
Molybdenum	98	0.080	0.24	0.080	U	1	ICPMS	12/07/07	19:04
Nickel	**60**	**0.0064**	**0.12**	**16.3**	*	**1**	**ICPMS**	**12/07/07**	**19:04**
Selenium	**82**	**0.19**	**0.61**	**1.8**	**N**	**1**	**ICPMS**	**12/07/07**	**19:04**
Silver	**107**	**0.0025**	**0.12**	**0.12**		**1**	**ICPMS**	**12/07/07**	**13:52**
Thallium	**205**	**0.0028**	**0.12**	**0.046**	**B**	**1**	**ICPMS**	**12/07/07**	**19:04**
Vanadium	**51**	**0.030**	**0.61**	**12.7**		**1**	**ICPMS**	**12/07/07**	**19:04**
Zinc	**68**	**0.015**	**1.2**	**19.1**	*	**1**	**ICPMS**	**12/07/07**	**19:04**

Comments: Lot #: A7L010179 Sample #: 26

5.21.0

E Serial dilution percent difference not within limits

U Result is less than the IDL

B Result is between IDL and RL

Form 1 Equivalent

Test America North Canton

Metals Data Reporting Form

Sample Results

Lab Sample ID: KC9RA **Client ID:** SB-517-0406

Matrix: Soil **Units:** mg/kg **Prep Date:** 12/04/07 **Prep Batch:** 7338019Hg

Weight: 0.60 **Volume:** 100 **Percent Moisture:** 17.51

Element	WL/ Mass	IDL	Report Limit	Conc	Q	DF	Instr	Anal Date	Anal Time
Mercury	253.7	0.020	0.12	0.020	U	1	CVAA	12/04/07	15:18

Comments: Lot #: A7L010179 Sample #: 26

5.21.0

E Serial dilution percent difference not within limits
U Result is less than the IDL
B Result is between IDL and RL

Form 1 Equivalent

Test America North Canton

Metals Data Reporting Form

Sample Results

Lab Sample ID: KC9RC **Client ID:** SB-517-0810

Matrix: Soil **Units:** mg/kg **Prep Date:** 12/04/07 **Prep Batch:** 7338019

Weight: 1.00 **Volume:** 100 **Percent Moisture:** 17.383

Element	WL/ Mass	IDL	Report Limit	Conc	Q	DF	Instr	Anal Date	Anal Time
Antimony	121	0.0058	0.24	0.20	BN	1	ICPMS	12/07/07	14:07
Arsenic	75	0.033	0.61	0.75		1	ICPMS	12/07/07	19:07
Barium	135	0.0025	0.12	12.9		1	ICPMS	12/07/07	19:07
Beryllium	9	0.0024	0.12	1.5		1	ICPMS	12/07/07	19:07
Cadmium	111	0.0017	0.12	0.12	B	1	ICPMS	12/07/07	19:07
Chromium	52	0.0065	0.24	11.3		1	ICPMS	12/07/07	19:07
Cobalt	59	0.0016	0.12	4.6	*	1	ICPMS	12/07/07	19:07
Copper	65	0.0056	0.24	15.2		1	ICPMS	12/07/07	19:07
Iron	271.44	0.82	12.1	18400		1	ICPST	12/05/07	12:48
Lead	208	0.0018	0.12	7.9	*	1	ICPMS	12/07/07	19:07
Manganese	257.61	0.013	1.8	53.0	N	1	ICPST	12/05/07	12:48
Molybdenum	98	0.080	0.24	0.30		1	ICPMS	12/07/07	19:07
Nickel	60	0.0064	0.12	11.2	*	1	ICPMS	12/07/07	19:07
Selenium	82	0.19	0.61	0.58	BN	1	ICPMS	12/07/07	19:07
Silver	107	0.0025	0.12	0.073	B	1	ICPMS	12/07/07	14:07
Thallium	205	0.0028	0.12	0.035	B	1	ICPMS	12/07/07	19:07
Vanadium	51	0.030	0.61	15.1		1	ICPMS	12/07/07	19:07
Zinc	68	0.015	1.2	41.3	*	1	ICPMS	12/07/07	19:07

Comments: Lot #: A7L010179 Sample #: 27

5.21.0

E Serial dilution percent difference not within limits

U Result is less than the IDL

B Result is between IDL and RL

Form 1 Equivalent

Test America North Canton

Metals Data Reporting Form

Sample Results

Lab Sample ID: KC9RC **Client ID:** SB-517-0810

Matrix: Soil **Units:** mg/kg **Prep Date:** 12/04/07 **Prep Batch:** 7338019Hg

Weight: 0.60 **Volume:** 100 **Percent Moisture:** 17.383

Element	WL/ Mass	IDL	Report Limit	Conc	Q	DF	Instr	Anal Date	Anal Time
Mercury	253.7	0.020	0.12	0.020	U	1	CVAA	12/04/07	15:20

Comments: Lot #: A7L010179 Sample #: 27

5.21.0

E Serial dilution percent difference not within limits
U Result is less than the IDL
B Result is between IDL and RL

Form 1 Equivalent

Test America North Canton

Metals Data Reporting Form

Sample Results

Lab Sample ID: KC9RG **Client ID:** SB-518-0001

Matrix: Soil **Units:** mg/kg **Prep Date:** 12/04/07 **Prep Batch:** 7338019

Weight: 1.00 **Volume:** 100 **Percent Moisture:** 17.114

Element	WL/ Mass	IDL	Report Limit	Conc	Q	DF	Instr	Anal Date	Anal Time
Antimony	121	0.0058	0.24	0.18	BN	1	ICPMS	12/07/07	14:10
Arsenic	75	0.033	0.60	2.2		1	ICPMS	12/07/07	19:11
Barium	135	0.0025	0.12	20.1		1	ICPMS	12/07/07	19:11
Beryllium	9	0.0024	0.12	1.2		1	ICPMS	12/07/07	19:11
Cadmium	111	0.0017	0.12	0.022	B	1	ICPMS	12/07/07	19:11
Chromium	52	0.0065	0.24	11.5		1	ICPMS	12/07/07	19:11
Cobalt	59	0.0016	0.12	3.9	*	1	ICPMS	12/07/07	19:11
Copper	65	0.0055	0.24	14.5		1	ICPMS	12/07/07	19:11
Iron	271.44	0.82	12.1	29900		1	ICPST	12/05/07	12:53
Lead	208	0.0018	0.12	4.7	*	1	ICPMS	12/07/07	19:11
Manganese	257.61	0.013	1.8	85.0	N	1	ICPST	12/05/07	12:53
Molybdenum	98	0.080	0.24	0.18	B	1	ICPMS	12/07/07	19:11
Nickel	60	0.0064	0.12	7.4	*	1	ICPMS	12/07/07	19:11
Selenium	82	0.19	0.60	0.35	BN	1	ICPMS	12/07/07	19:11
Silver	107	0.0025	0.12	0.097	B	1	ICPMS	12/07/07	14:10
Thallium	205	0.0028	0.12	0.061	B	1	ICPMS	12/07/07	19:11
Vanadium	51	0.030	0.60	17.6		1	ICPMS	12/07/07	19:11
Zinc	68	0.014	1.2	23.6	*	1	ICPMS	12/07/07	19:11

Comments: Lot #: A7L010179 Sample #: 28

5.21.0

E Serial dilution percent difference not within limits
U Result is less than the IDL
B Result is between IDL and RL

Form 1 Equivalent

Test America North Canton

Metals Data Reporting Form

Sample Results

Lab Sample ID: KC9RG **Client ID:** SB-518-0001

Matrix: Soil **Units:** mg/kg **Prep Date:** 12/04/07 **Prep Batch:** 7338019Hg

Weight: 0.60 **Volume:** 100 **Percent Moisture:** 17.114

Element	WL/ Mass	IDL	Report Limit	Conc	Q	DF	Instr	Anal Date	Anal Time
Mercury	253.7	0.020	0.12	0.020	U	1	CVAA	12/04/07	15:21

Comments: Lot #: A7L010179 Sample #: 28

5.21.0

E Serial dilution percent difference not within limits
U Result is less than the IDL
B Result is between IDL and RL

Form 1 Equivalent

Test America North Canton

Metals Data Reporting Form

Sample Results

Lab Sample ID: KC9RJ **Client ID:** SB-518-0406

Matrix: Soil **Units:** mg/kg **Prep Date:** 12/04/07 **Prep Batch:** 7338019

Weight: 1.00 **Volume:** 100 **Percent Moisture:** 16.894

Element	WL/ Mass	IDL	Report Limit	Conc	Q	DF	Instr	Anal Date	Anal Time
Antimony	121	0.0058	0.24	0.21	BN	1	ICPMS	12/07/07	14:14
Arsenic	75	0.032	0.60	2.2		1	ICPMS	12/07/07	19:14
Barium	135	0.0025	0.12	13.3		1	ICPMS	12/07/07	19:14
Beryllium	9	0.0024	0.12	1.4		1	ICPMS	12/07/07	19:14
Cadmium	111	0.0017	0.12	0.15		1	ICPMS	12/07/07	19:14
Chromium	52	0.0065	0.24	13.2		1	ICPMS	12/07/07	19:14
Cobalt	59	0.0016	0.12	3.7	*	1	ICPMS	12/07/07	19:14
Copper	65	0.0055	0.24	16.2		1	ICPMS	12/07/07	19:14
Iron	271.44	0.82	12.0	23400		1	ICPST	12/05/07	12:58
Lead	208	0.0018	0.12	4.0	*	1	ICPMS	12/07/07	19:14
Manganese	257.61	0.013	1.8	45.5	N	1	ICPST	12/05/07	12:58
Molybdenum	98	0.079	0.24	0.19	B	1	ICPMS	12/07/07	19:14
Nickel	60	0.0064	0.12	9.3	*	1	ICPMS	12/07/07	19:14
Selenium	82	0.19	0.60	0.61	N	1	ICPMS	12/07/07	19:14
Silver	107	0.0025	0.12	0.088	B	1	ICPMS	12/07/07	14:14
Thallium	205	0.0028	0.12	0.048	B	1	ICPMS	12/07/07	19:14
Vanadium	51	0.030	0.60	21.1		1	ICPMS	12/07/07	19:14
Zinc	68	0.014	1.2	26.7	*	1	ICPMS	12/07/07	19:14

Comments: Lot #: A7L010179 Sample #: 29

5.21.0

E Serial dilution percent difference not within limits
U Result is less than the IDL
B Result is between IDL and RL

Form 1 Equivalent

Test America North Canton

Metals Data Reporting Form

Sample Results

Lab Sample ID: KC9RJ **Client ID:** SB-518-0406

Matrix: Soil **Units:** mg/kg **Prep Date:** 12/04/07 **Prep Batch:** 7338019Hg

Weight: 0.60 **Volume:** 100 **Percent Moisture:** 16.894

Element	WL/ Mass	IDL	Report Limit	Conc	Q	DF	Instr	Anal Date	Anal Time
Mercury	253.7	0.020	0.12	0.020	U	1	CVAA	12/04/07	15:24

Comments: Lot #: A7L010179 Sample #: 29

5.21.0

E Serial dilution percent difference not within limits
U Result is less than the IDL
B Result is between IDL and RL

Form 1 Equivalent

Test America North Canton

Metals Data Reporting Form

Sample Results

Lab Sample ID: KC9RK **Client ID:** SB-518-0810

Matrix: Soil **Units:** mg/kg **Prep Date:** 12/04/07 **Prep Batch:** 7338019

Weight: 1.00 **Volume:** 100 **Percent Moisture:** 23.053

Element	WL/ Mass	IDL	Report Limit	Conc	Q	DF	Instr	Anal Date	Anal Time
Antimony	**121**	**0.0062**	**0.26**	**0.037**	**BN**	**1**	**ICPMS**	**12/07/07**	**14:17**
Arsenic	**75**	**0.035**	**0.65**	**0.43**	**B**	**1**	**ICPMS**	**12/07/07**	**19:18**
Barium	**135**	**0.0027**	**0.13**	**4.3**		**1**	**ICPMS**	**12/07/07**	**19:18**
Beryllium	**9**	**0.0026**	**0.13**	**0.48**		**1**	**ICPMS**	**12/07/07**	**19:18**
Cadmium	**111**	**0.0018**	**0.13**	**0.0051**	**B**	**1**	**ICPMS**	**12/07/07**	**19:18**
Chromium	**52**	**0.0070**	**0.26**	**4.4**		**1**	**ICPMS**	**12/07/07**	**19:18**
Cobalt	**59**	**0.0017**	**0.13**	**2.8**	*	**1**	**ICPMS**	**12/07/07**	**19:18**
Copper	**65**	**0.0060**	**0.26**	**6.7**		**1**	**ICPMS**	**12/07/07**	**19:18**
Iron	**271.44**	**0.88**	**13.0**	**8620**		**1**	**ICPST**	**12/05/07**	**13:03**
Lead	**208**	**0.0019**	**0.13**	**2.0**	*	**1**	**ICPMS**	**12/07/07**	**19:18**
Manganese	**257.61**	**0.014**	**1.9**	**28.1**	**N**	**1**	**ICPST**	**12/05/07**	**13:03**
Molybdenum	98	0.086	0.26	0.086	U	1	ICPMS	12/07/07	19:18
Nickel	**60**	**0.0069**	**0.13**	**3.8**	*	**1**	**ICPMS**	**12/07/07**	**19:18**
Selenium	82	0.21	0.65	0.21	UN	1	ICPMS	12/07/07	19:18
Silver	**107**	**0.0027**	**0.13**	**0.036**	**B**	**1**	**ICPMS**	**12/07/07**	**14:17**
Thallium	**205**	**0.0030**	**0.13**	**0.020**	**B**	**1**	**ICPMS**	**12/07/07**	**19:18**
Vanadium	**51**	**0.032**	**0.65**	**6.9**		**1**	**ICPMS**	**12/07/07**	**19:18**
Zinc	**68**	**0.016**	**1.3**	**19.8**	*	**1**	**ICPMS**	**12/07/07**	**19:18**

Comments: Lot #: A7L010179 Sample #: 30

5.21.0

E Serial dilution percent difference not within limits

U Result is less than the IDL

B Result is between IDL and RL

Form 1 Equivalent

Test America North Canton

Metals Data Reporting Form

Sample Results

Lab Sample ID: KC9RK **Client ID:** SB-518-0810

Matrix: Soil **Units:** mg/kg **Prep Date:** 12/04/07 **Prep Batch:** 7338019Hg

Weight: 0.60 **Volume:** 100 **Percent Moisture:** 23.053

Element	WL/ Mass	IDL	Report Limit	Conc	Q	DF	Instr	Anal Date	Anal Time
Mercury	253.7	0.022	0.13	0.022	U	1	CVAA	12/04/07	15:25

Comments: Lot #: A7L010179 Sample #: 30

5.21.0

E Serial dilution percent difference not within limits
U Result is less than the IDL
B Result is between IDL and RL

Form 1 Equivalent

Test America North Canton

Metals Data Reporting Form

Sample Results

Lab Sample ID: KC9RL **Client ID:** SB-519-0001

Matrix: Soil **Units:** mg/kg **Prep Date:** 12/04/07 **Prep Batch:** 7338019

Weight: 1.00 **Volume:** 100 **Percent Moisture:** 15.024

Element	WL/ Mass	IDL	Report Limit	Conc	Q	DF	Instr	Anal Date	Anal Time
Antimony	121	0.0056	0.24	0.12	BN	1	ICPMS	12/07/07	14:21
Arsenic	75	0.032	0.59	1.6		1	ICPMS	12/07/07	19:22
Barium	135	0.0025	0.12	16.0		1	ICPMS	12/07/07	19:22
Beryllium	9	0.0024	0.12	0.95		1	ICPMS	12/07/07	19:22
Cadmium	111	0.0016	0.12	0.019	B	1	ICPMS	12/07/07	19:22
Chromium	52	0.0064	0.24	10.5		1	ICPMS	12/07/07	19:22
Cobalt	59	0.0015	0.12	3.8	*	1	ICPMS	12/07/07	19:22
Copper	65	0.0054	0.24	11.2		1	ICPMS	12/07/07	19:22
Iron	271.44	0.80	11.8	14600		1	ICPST	12/05/07	13:25
Lead	208	0.0018	0.12	3.9	*	1	ICPMS	12/07/07	19:22
Manganese	257.61	0.013	1.8	74.9	N	1	ICPST	12/05/07	13:25
Molybdenum	98	0.078	0.24	0.16	B	1	ICPMS	12/07/07	19:22
Nickel	60	0.0062	0.12	8.1	*	1	ICPMS	12/07/07	19:22
Selenium	82	0.19	0.59	0.62	N	1	ICPMS	12/07/07	19:22
Silver	107	0.0025	0.12	0.086	B	1	ICPMS	12/07/07	14:21
Thallium	205	0.0027	0.12	0.045	B	1	ICPMS	12/07/07	19:22
Vanadium	51	0.029	0.59	20.2		1	ICPMS	12/07/07	19:22
Zinc	68	0.014	1.2	17.3	*	1	ICPMS	12/07/07	19:22

Comments: Lot #: A7L010179 Sample #: 31

5.21.0

E Serial dilution percent difference not within limits

U Result is less than the IDL

B Result is between IDL and RL

Form 1 Equivalent

Test America North Canton

Metals Data Reporting Form

Sample Results

Lab Sample ID: KC9RL **Client ID:** SB-519-0001

Matrix: Soil **Units:** mg/kg **Prep Date:** 12/04/07 **Prep Batch:** 7338019Hg

Weight: 0.60 **Volume:** 100 **Percent Moisture:** 15.024

Element	WL/ Mass	IDL	Report Limit	Conc	Q	DF	Instr	Anal Date	Anal Time
Mercury	253.7	0.020	0.12	0.020	U	1	CVAA	12/04/07	15:27

Comments: Lot #: A7L010179 Sample #: 31

5.21.0

E Serial dilution percent difference not within limits
U Result is less than the IDL
B Result is between IDL and RL

Form 1 Equivalent

Test America North Canton

Metals Data Reporting Form

Sample Results

Lab Sample ID: KC9RN **Client ID:** SB-519-0406

Matrix: Soil **Units:** mg/kg **Prep Date:** 12/04/07 **Prep Batch:** 7338019

Weight: 1.00 **Volume:** 100 **Percent Moisture:** 13.913

Element	WL/ Mass	IDL	Report Limit	Conc	Q	DF	Instr	Anal Date	Anal Time
Antimony	121	0.0056	0.23	0.18	BN	1	ICPMS	12/07/07	14:25
Arsenic	75	0.031	0.58	0.61		1	ICPMS	12/07/07	19:36
Barium	135	0.0024	0.12	10.9		1	ICPMS	12/07/07	19:36
Beryllium	9	0.0023	0.12	1.2		1	ICPMS	12/07/07	19:36
Cadmium	111	0.0016	0.12	0.037	B	1	ICPMS	12/07/07	19:36
Chromium	52	0.0063	0.23	7.7		1	ICPMS	12/07/07	19:36
Cobalt	59	0.0015	0.12	2.8	*	1	ICPMS	12/07/07	19:36
Copper	65	0.0053	0.23	10.2		1	ICPMS	12/07/07	19:36
Iron	271.44	0.79	11.6	18300		1	ICPST	12/05/07	13:31
Lead	208	0.0017	0.12	3.4	*	1	ICPMS	12/07/07	19:36
Manganese	257.61	0.013	1.7	26.1	N	1	ICPST	12/05/07	13:31
Molybdenum	98	0.077	0.23	0.093	B	1	ICPMS	12/07/07	19:36
Nickel	60	0.0062	0.12	9.7	*	1	ICPMS	12/07/07	19:36
Selenium	82	0.19	0.58	0.57	BN	1	ICPMS	12/07/07	19:36
Silver	107	0.0024	0.12	0.087	B	1	ICPMS	12/07/07	14:25
Thallium	205	0.0027	0.12	0.043	B	1	ICPMS	12/07/07	19:36
Vanadium	51	0.029	0.58	11.5		1	ICPMS	12/07/07	19:36
Zinc	68	0.014	1.2	20.2	*	1	ICPMS	12/07/07	19:36

Comments: Lot #: A7L010179 Sample #: 32

5.21.0

E Serial dilution percent difference not within limits
U Result is less than the IDL
B Result is between IDL and RL

Form 1 Equivalent

Test America North Canton

Metals Data Reporting Form

Sample Results

Lab Sample ID: KC9RN **Client ID:** SB-519-0406

Matrix: Soil **Units:** mg/kg **Prep Date:** 12/04/07 **Prep Batch:** 7338019Hg

Weight: 0.60 **Volume:** 100 **Percent Moisture:** 13.913

Element	WL/ Mass	IDL	Report Limit	Conc	Q	DF	Instr	Anal Date	Anal Time
Mercury	253.7	0.019	0.12	0.019	U	1	CVAA	12/04/07	15:28

Comments: Lot #: A7L010179 Sample #: 32

5.21.0

E Serial dilution percent difference not within limits
U Result is less than the IDL
B Result is between IDL and RL

Form 1 Equivalent

Test America North Canton

Metals Data Reporting Form

Sample Results

Lab Sample ID: KC9RQ **Client ID:** SB-519-0810

Matrix: Soil **Units:** mg/kg **Prep Date:** 12/04/07 **Prep Batch:** 7338019

Weight: 1.00 **Volume:** 100 **Percent Moisture:** 13.845

Element	WL/ Mass	IDL	Report Limit	Conc	Q	DF	Instr	Anal Date	Anal Time
Antimony	**121**	**0.0056**	**0.23**	**0.078**	**BN**	**1**	**ICPMS**	**12/07/07**	**14:28**
Arsenic	**75**	**0.031**	**0.58**	**1.2**		**1**	**ICPMS**	**12/07/07**	**19:40**
Barium	**135**	**0.0024**	**0.12**	**1.6**		**1**	**ICPMS**	**12/07/07**	**19:40**
Beryllium	**9**	**0.0023**	**0.12**	**0.65**		**1**	**ICPMS**	**12/07/07**	**19:40**
Cadmium	**111**	**0.0016**	**0.12**	**0.0092**	**B**	**1**	**ICPMS**	**12/07/07**	**19:40**
Chromium	**52**	**0.0063**	**0.23**	**4.5**		**1**	**ICPMS**	**12/07/07**	**19:40**
Cobalt	**59**	**0.0015**	**0.12**	**1.6**	*	**1**	**ICPMS**	**12/07/07**	**19:40**
Copper	**65**	**0.0053**	**0.23**	**12.4**		**1**	**ICPMS**	**12/07/07**	**19:40**
Iron	**271.44**	**0.79**	**11.6**	**9720**		**1**	**ICPST**	**12/05/07**	**13:36**
Lead	**208**	**0.0017**	**0.12**	**1.2**	*	**1**	**ICPMS**	**12/07/07**	**19:40**
Manganese	**257.61**	**0.013**	**1.7**	**21.3**	**N**	**1**	**ICPST**	**12/05/07**	**13:36**
Molybdenum	**98**	**0.077**	**0.23**	**0.089**	**B**	**1**	**ICPMS**	**12/07/07**	**19:40**
Nickel	**60**	**0.0062**	**0.12**	**2.6**	*	**1**	**ICPMS**	**12/07/07**	**19:40**
Selenium	82	0.19	0.58	0.19	UN	1	ICPMS	12/07/07	19:40
Silver	**107**	**0.0024**	**0.12**	**0.047**	**B**	**1**	**ICPMS**	**12/07/07**	**14:28**
Thallium	**205**	**0.0027**	**0.12**	**0.0080**	**B**	**1**	**ICPMS**	**12/07/07**	**19:40**
Vanadium	**51**	**0.029**	**0.58**	**5.1**		**1**	**ICPMS**	**12/07/07**	**19:40**
Zinc	**68**	**0.014**	**1.2**	**13.1**	*	**1**	**ICPMS**	**12/07/07**	**19:40**

Comments: Lot #: A7L010179 Sample #: 33

5.21.0

E Serial dilution percent difference not within limits

U Result is less than the IDL

B Result is between IDL and RL

Form 1 Equivalent

Test America North Canton

Metals Data Reporting Form

Sample Results

Lab Sample ID: KC9RQ **Client ID:** SB-519-0810

Matrix: Soil **Units:** mg/kg **Prep Date:** 12/04/07 **Prep Batch:** 7338019Hg

Weight: 0.60 **Volume:** 100 **Percent Moisture:** 13.845

Element	WL/ Mass	IDL	Report Limit	Conc	Q	DF	Instr	Anal Date	Anal Time
Mercury	253.7	0.019	0.12	0.019	U	1	CVAA	12/04/07	15:29

Comments: Lot #: A7L010179 Sample #: 33

5.21.0

E Serial dilution percent difference not within limits
U Result is less than the IDL
B Result is between IDL and RL

Form 1 Equivalent

Test America North Canton

Metals Data Reporting Form

Sample Results

Lab Sample ID: KC9RV **Client ID:** SB-520-0001

Matrix: Soil **Units:** mg/kg **Prep Date:** 12/04/07 **Prep Batch:** 7338019

Weight: 1.00 **Volume:** 100 **Percent Moisture:** 19.005

Element	WL/ Mass	IDL	Report Limit	Conc	Q	DF	Instr	Anal Date	Anal Time
Antimony	121	0.0059	0.25	0.22	BN	1	ICPMS	12/07/07	14:35
Arsenic	75	0.033	0.62	0.82		1	ICPMS	12/07/07	19:47
Barium	135	0.0026	0.12	9.0		1	ICPMS	12/07/07	19:47
Beryllium	9	0.0025	0.12	1.4		1	ICPMS	12/07/07	19:47
Cadmium	111	0.0017	0.12	0.029	B	1	ICPMS	12/07/07	19:47
Chromium	52	0.0067	0.25	7.5		1	ICPMS	12/07/07	19:47
Cobalt	59	0.0016	0.12	4.6	*	1	ICPMS	12/07/07	19:47
Copper	65	0.0057	0.25	10.8		1	ICPMS	12/07/07	19:47
Iron	271.44	0.84	12.3	17800		1	ICPST	12/05/07	13:46
Lead	208	0.0019	0.12	5.3	*	1	ICPMS	12/07/07	19:47
Manganese	257.61	0.014	1.9	41.7	N	1	ICPST	12/05/07	13:46
Molybdenum	98	0.081	0.25	0.64		1	ICPMS	12/07/07	19:47
Nickel	60	0.0065	0.12	10.2	*	1	ICPMS	12/07/07	19:47
Selenium	82	0.20	0.62	0.44	BN	1	ICPMS	12/07/07	19:47
Silver	107	0.0026	0.12	0.065	B	1	ICPMS	12/07/07	14:35
Thallium	205	0.0028	0.12	0.026	B	1	ICPMS	12/07/07	19:47
Vanadium	51	0.031	0.62	12.0		1	ICPMS	12/07/07	19:47
Zinc	68	0.015	1.2	23.2	*	1	ICPMS	12/07/07	19:47

Comments: Lot #: A7L010179 Sample #: 35

5.21.0

E Serial dilution percent difference not within limits

U Result is less than the IDL

B Result is between IDL and RL

Form 1 Equivalent

Test America North Canton

Metals Data Reporting Form

Sample Results

Lab Sample ID: KC9RV **Client ID:** SB-520-0001

Matrix: Soil **Units:** mg/kg **Prep Date:** 12/04/07 **Prep Batch:** 7338019Hg

Weight: 0.60 **Volume:** 100 **Percent Moisture:** 19.005

Element	WL/ Mass	IDL	Report Limit	Conc	Q	DF	Instr	Anal Date	Anal Time
Mercury	253.7	0.021	0.12	0.021	U	1	CVAA	12/04/07	15:32

Comments: Lot #: A7L010179 Sample #: 35

5.21.0

E Serial dilution percent difference not within limits
U Result is less than the IDL
B Result is between IDL and RL

Form 1 Equivalent

Test America North Canton

Metals Data Reporting Form

Sample Results

Lab Sample ID: KC9R0 **Client ID:** SB-520-0406

Matrix: Soil **Units:** mg/kg **Prep Date:** 12/04/07 **Prep Batch:** 7338019

Weight: 1.00 **Volume:** 100 **Percent Moisture:** 17.553

Element	WL/ Mass	IDL	Report Limit	Conc	Q	DF	Instr	Anal Date	Anal Time
Antimony	121	0.0058	0.24	0.082	BN	1	ICPMS	12/07/07	14:41
Arsenic	75	0.033	0.61	1.2		1	ICPMS	12/07/07	19:50
Barium	135	0.0025	0.12	9.0		1	ICPMS	12/07/07	19:50
Beryllium	9	0.0024	0.12	1.9		1	ICPMS	12/07/07	19:50
Cadmium	111	0.0017	0.12	0.031	B	1	ICPMS	12/07/07	19:50
Chromium	52	0.0065	0.24	9.4		1	ICPMS	12/07/07	19:50
Cobalt	59	0.0016	0.12	5.3	*	1	ICPMS	12/07/07	19:50
Copper	65	0.0056	0.24	7.5		1	ICPMS	12/07/07	19:50
Iron	271.44	0.82	12.1	14200		1	ICPST	12/05/07	13:51
Lead	208	0.0018	0.12	3.6	*	1	ICPMS	12/07/07	19:50
Manganese	257.61	0.013	1.8	41.7	N	1	ICPST	12/05/07	13:51
Molybdenum	98	0.080	0.24	0.094	B	1	ICPMS	12/07/07	19:50
Nickel	60	0.0064	0.12	14.4	*	1	ICPMS	12/07/07	19:50
Selenium	82	0.19	0.61	0.23	BN	1	ICPMS	12/07/07	19:50
Silver	107	0.0025	0.12	0.067	B	1	ICPMS	12/07/07	14:41
Thallium	205	0.0028	0.12	0.042	B	1	ICPMS	12/07/07	19:50
Vanadium	51	0.030	0.61	16.6		1	ICPMS	12/07/07	19:50
Zinc	68	0.015	1.2	30.4	*	1	ICPMS	12/07/07	19:50

Comments: Lot #: A7L010179 Sample #: 36

5.21.0

E Serial dilution percent difference not within limits

U Result is less than the IDL

B Result is between IDL and RL

Form 1 Equivalent

Test America North Canton

Metals Data Reporting Form

Sample Results

Lab Sample ID: KC9R0 **Client ID:** SB-520-0406

Matrix: Soil **Units:** mg/kg **Prep Date:** 12/04/07 **Prep Batch:** 7338019Hg

Weight: 0.60 **Volume:** 100 **Percent Moisture:** 17.553

Element	WL/ Mass	IDL	Report Limit	Conc	Q	DF	Instr	Anal Date	Anal Time
Mercury	253.7	0.020	0.12	0.020	U	1	CVAA	12/04/07	15:16

Comments: Lot #: A7L010179 Sample #: 36

5.21.0

E Serial dilution percent difference not within limits
U Result is less than the IDL
B Result is between IDL and RL

Form 1 Equivalent

Test America North Canton

Metals Data Reporting Form

Sample Results

Lab Sample ID: KC9R1 **Client ID:** SB-520-0810

Matrix: Soil **Units:** mg/kg **Prep Date:** 12/04/07 **Prep Batch:** 7338019

Weight: 1.00 **Volume:** 100 **Percent Moisture:** 17.118

Element	WL/ Mass	IDL	Report Limit	Conc	Q	DF	Instr	Anal Date	Anal Time
Antimony	**121**	**0.0058**	**0.24**	**0.13**	**BN**	**1**	**ICPMS**	**12/07/07**	**14:53**
Arsenic	**75**	**0.033**	**0.60**	**1.3**		**1**	**ICPMS**	**12/07/07**	**19:54**
Barium	**135**	**0.0025**	**0.12**	**6.7**		**1**	**ICPMS**	**12/07/07**	**19:54**
Beryllium	**9**	**0.0024**	**0.12**	**1.8**		**1**	**ICPMS**	**12/07/07**	**19:54**
Cadmium	**111**	**0.0017**	**0.12**	**0.031**	**B**	**1**	**ICPMS**	**12/07/07**	**19:54**
Chromium	**52**	**0.0065**	**0.24**	**6.6**		**1**	**ICPMS**	**12/07/07**	**19:54**
Cobalt	**59**	**0.0016**	**0.12**	**3.6**	*	**1**	**ICPMS**	**12/07/07**	**19:54**
Copper	**65**	**0.0056**	**0.24**	**8.4**		**1**	**ICPMS**	**12/07/07**	**19:54**
Iron	**271.44**	**0.82**	**12.1**	**13500**		**1**	**ICPST**	**12/05/07**	**13:56**
Lead	**208**	**0.0018**	**0.12**	**2.5**	*	**1**	**ICPMS**	**12/07/07**	**19:54**
Manganese	**257.61**	**0.013**	**1.8**	**32.0**	**N**	**1**	**ICPST**	**12/05/07**	**13:56**
Molybdenum	**98**	**0.080**	**0.24**	**0.14**	**B**	**1**	**ICPMS**	**12/07/07**	**19:54**
Nickel	**60**	**0.0064**	**0.12**	**8.3**	*	**1**	**ICPMS**	**12/07/07**	**19:54**
Selenium	82	0.19	0.60	0.19	UN	1	ICPMS	12/07/07	19:54
Silver	**107**	**0.0025**	**0.12**	**0.049**	**B**	**1**	**ICPMS**	**12/07/07**	**14:53**
Thallium	**205**	**0.0028**	**0.12**	**0.021**	**B**	**1**	**ICPMS**	**12/07/07**	**19:54**
Vanadium	**51**	**0.030**	**0.60**	**13.2**		**1**	**ICPMS**	**12/07/07**	**19:54**
Zinc	**68**	**0.014**	**1.2**	**21.0**	*	**1**	**ICPMS**	**12/07/07**	**19:54**

Comments: Lot #: A7L010179 Sample #: 37

5.21.0

E Serial dilution percent difference not within limits
U Result is less than the IDL
B Result is between IDL and RL

Form 1 Equivalent

Test America North Canton

Metals Data Reporting Form

Sample Results

Lab Sample ID: KC9R1 **Client ID:** SB-520-0810

Matrix: Soil **Units:** mg/kg **Prep Date:** 12/04/07 **Prep Batch:** 7338019Hg

Weight: 0.60 **Volume:** 100 **Percent Moisture:** 17.118

Element	WL/ Mass	IDL	Report Limit	Conc	Q	DF	Instr	Anal Date	Anal Time
Mercury	253.7	0.020	0.12	0.020	U	1	CVAA	12/04/07	15:17

Comments: Lot #: A7L010179 Sample #: 37

5.21.0

E Serial dilution percent difference not within limits
U Result is less than the IDL
B Result is between IDL and RL

Form 1 Equivalent

Tetra Tech NUS, Inc

Client Sample ID: DUP-04

General Chemistry

Lot-Sample #...: A7L010179-004 Work Order #...: KC9PX Matrix.....: SO
Date Sampled...: 11/28/07 Date Received..: 12/01/07
% Moisture.....: 14

PARAMETER	RESULT	RL	UNITS	METHOD	PREPARATION-ANALYSIS DATE	PREP BATCH #
Percent Solids	85.7	10.0	%	MCAWW 160.3 MOD	12/04-12/05/07	7338087

Dilution Factor: 1

Tetra Tech NUS, Inc

Client Sample ID: DUP-05

General Chemistry

Lot-Sample #...: A7L010179-023 Work Order #...: KC9Q5 Matrix.....: SO
Date Sampled...: 11/29/07 Date Received..: 12/01/07
% Moisture.....: 21

PARAMETER	RESULT	RL	UNITS	METHOD	PREPARATION-ANALYSIS DATE	PREP BATCH #
Percent Solids	79.4	10.0	%	MCAWW 160.3 MOD	12/04-12/05/07	7338092

Dilution Factor: 1

Tetra Tech NUS, Inc

Client Sample ID: DUP-06

General Chemistry

Lot-Sample #...: A7L010179-024 Work Order #...: KC9Q6 Matrix.....: SO
Date Sampled...: 11/29/07 Date Received..: 12/01/07
% Moisture.....: 15

PARAMETER	RESULT	RL	UNITS	METHOD	PREPARATION-ANALYSIS DATE	PREP BATCH #
Percent Solids	84.8	10.0	%	MCAWW 160.3 MOD	12/04-12/05/07	7338092

Dilution Factor: 1

Tetra Tech NUS, Inc

Client Sample ID: SB-509-0001

General Chemistry

Lot-Sample #...: A7L010179-014 **Work Order #...:** KC9QC **Matrix.....:** SO
Date Sampled...: 11/29/07 11:00 **Date Received..:** 12/01/07
% Moisture.....: 13

PARAMETER	RESULT	RL	UNITS	METHOD	PREPARATION-ANALYSIS DATE	PREP BATCH #
Percent Solids	86.7	10.0	%	MCAWW 160.3 MOD	12/04-12/05/07	7338092

Dilution Factor: 1

Tetra Tech NUS, Inc

Client Sample ID: SB-509-0406

General Chemistry

Lot-Sample #...: A7L010179-015 Work Order #...: KC9QH Matrix.....: SO
Date Sampled...: 11/29/07 11:05 Date Received..: 12/01/07
% Moisture.....: 14

PARAMETER	RESULT	RL	UNITS	METHOD	PREPARATION-ANALYSIS DATE	PREP BATCH #
Percent Solids	86.3	10.0	%	MCAWW 160.3 MOD	12/04-12/05/07	7338092

Dilution Factor: 1

Tetra Tech NUS, Inc

Client Sample ID: SB-509-0810

General Chemistry

Lot-Sample #...: A7L010179-016 **Work Order #...:** KC9QK **Matrix.....:** SO
Date Sampled...: 11/29/07 11:10 **Date Received..:** 12/01/07
% Moisture.....: 13

PARAMETER	RESULT	RL	UNITS	METHOD	PREPARATION-ANALYSIS DATE	PREP BATCH #
Percent Solids	87.4	10.0	%	MCAWW 160.3 MOD	12/04-12/05/07	7338092

Dilution Factor: 1

Tetra Tech NUS, Inc

Client Sample ID: SB-510-0001

General Chemistry

Lot-Sample #...: A7L010179-001 Work Order #...: KC9PQ Matrix.....: SO
Date Sampled...: 11/28/07 15:25 Date Received..: 12/01/07
% Moisture.....: 11

PARAMETER	RESULT	RL	UNITS	METHOD	PREPARATION-ANALYSIS DATE	PREP BATCH #
Percent Solids	89.4	10.0	%	MCAWW 160.3 MOD	12/04-12/05/07	7338087

Dilution Factor: 1

Tetra Tech NUS, Inc

Client Sample ID: SB-510-0406

General Chemistry

Lot-Sample #...: A7L010179-002 Work Order #...: KC9PT Matrix.....: SO
Date Sampled...: 11/28/07 15:30 Date Received..: 12/01/07
% Moisture.....: 13

PARAMETER	RESULT	RL	UNITS	METHOD	PREPARATION-ANALYSIS DATE	PREP BATCH #
Percent Solids	86.9	10.0	%	MCAWW 160.3 MOD	12/04-12/05/07	7338087

Dilution Factor: 1

Tetra Tech NUS, Inc

Client Sample ID: SB-510-0810

General Chemistry

Lot-Sample #...: A7L010179-003 Work Order #...: KC9PW Matrix.....: SO
Date Sampled...: 11/28/07 15:35 Date Received..: 12/01/07
% Moisture.....: 13

PARAMETER	RESULT	RL	UNITS	METHOD	PREPARATION-ANALYSIS DATE	PREP BATCH #
Percent Solids	86.6	10.0	%	MCAWW 160.3 MOD	12/04-12/05/07	7338087

Dilution Factor: 1

Tetra Tech NUS, Inc

Client Sample ID: SB-511-0001

General Chemistry

Lot-Sample #...: A7L010179-005 Work Order #...: KC9P0 Matrix.....: SO
Date Sampled...: 11/29/07 08:20 Date Received..: 12/01/07
% Moisture.....: 13

PARAMETER	RESULT	RL	UNITS	METHOD	PREPARATION-ANALYSIS DATE	PREP BATCH #
Percent Solids	87.3	10.0	%	MCAWW 160.3 MOD	12/04-12/05/07	7338087

Dilution Factor: 1

Tetra Tech NUS, Inc

Client Sample ID: SB-511-0406

General Chemistry

Lot-Sample #...: A7L010179-006 Work Order #...: KC9P1 Matrix.....: SO
Date Sampled...: 11/29/07 08:25 Date Received..: 12/01/07
% Moisture.....: 15

PARAMETER	RESULT	RL	UNITS	METHOD	PREPARATION-ANALYSIS DATE	PREP BATCH #
Percent Solids	85.3	10.0	%	MCAWW 160.3 MOD	12/04-12/05/07	7338087

Dilution Factor: 1

Tetra Tech NUS, Inc

Client Sample ID: SB-511-0810

General Chemistry

Lot-Sample #...: A7L010179-007 **Work Order #...:** KC9P2 **Matrix.....:** SO
Date Sampled...: 11/29/07 08:30 **Date Received..:** 12/01/07
% Moisture.....: 20

PARAMETER	RESULT	RL	UNITS	METHOD	PREPARATION-ANALYSIS DATE	PREP BATCH #
Percent Solids	79.9	10.0	%	MCAWW 160.3 MOD	12/04-12/05/07	7338087

Dilution Factor: 1

Tetra Tech NUS, Inc

Client Sample ID: SB-512-0001

General Chemistry

Lot-Sample #...: A7L010179-008 **Work Order #...:** KC9P3 **Matrix.....:** SO
Date Sampled...: 11/29/07 09:55 **Date Received..:** 12/01/07
% Moisture.....: 11

PARAMETER	RESULT	RL	UNITS	METHOD	PREPARATION-ANALYSIS DATE	PREP BATCH #
Percent Solids	88.6	10.0	%	MCAWW 160.3 MOD	12/04-12/05/07	7338087

Dilution Factor: 1

Tetra Tech NUS, Inc

Client Sample ID: SB-512-0406

General Chemistry

Lot-Sample #...: A7L010179-009 Work Order #...: KC9P6 Matrix.....: SO
Date Sampled...: 11/29/07 10:00 Date Received..: 12/01/07
% Moisture.....: 12

PARAMETER	RESULT	RL	UNITS	METHOD	PREPARATION-ANALYSIS DATE	PREP BATCH #
Percent Solids	87.7	10.0	%	MCAWW 160.3 MOD	12/04-12/05/07	7338087

Dilution Factor: 1

Tetra Tech NUS, Inc

Client Sample ID: SB-512-0810

General Chemistry

Lot-Sample #...: A7L010179-010 Work Order #...: KC9P7 Matrix.....: SO
Date Sampled...: 11/29/07 10:05 Date Received..: 12/01/07
% Moisture.....: 20

PARAMETER	RESULT	RL	UNITS	METHOD	PREPARATION-ANALYSIS DATE	PREP BATCH #
Percent Solids	79.7	10.0	%	MCAWW 160.3 MOD	12/04-12/05/07	7338092

Dilution Factor: 1

Tetra Tech NUS, Inc

Client Sample ID: SB-513-0001

General Chemistry

Lot-Sample #...: A7L010179-011 Work Order #...: KC9P8 Matrix.....: SO
Date Sampled...: 11/29/07 10:30 Date Received..: 12/01/07
% Moisture.....: 15

PARAMETER	RESULT	RL	UNITS	METHOD	PREPARATION-ANALYSIS DATE	PREP BATCH #
Percent Solids	85.5	10.0	%	MCAWW 160.3 MOD	12/04-12/05/07	7338092

Dilution Factor: 1

Tetra Tech NUS, Inc

Client Sample ID: SB-513-0406

General Chemistry

Lot-Sample #...: A7L010179-012 Work Order #...: KC9P9 Matrix.....: SO
Date Sampled...: 11/29/07 10:35 Date Received..: 12/01/07
% Moisture.....: 15

PARAMETER	RESULT	RL	UNITS	METHOD	PREPARATION-ANALYSIS DATE	PREP BATCH #
Percent Solids	85.2	10.0	%	MCAWW 160.3 MOD	12/04-12/05/07	7338092

Dilution Factor: 1

Tetra Tech NUS, Inc

Client Sample ID: SB-513-0810

General Chemistry

Lot-Sample #...: A7L010179-013 Work Order #...: KC9QA Matrix.....: SO
Date Sampled...: 11/29/07 10:40 Date Received..: 12/01/07
% Moisture.....: 14

PARAMETER	RESULT	RL	UNITS	METHOD	PREPARATION-ANALYSIS DATE	PREP BATCH #
Percent Solids	85.6	10.0	%	MCAWW 160.3 MOD	12/04-12/05/07	7338092

Dilution Factor: 1

Tetra Tech NUS, Inc

Client Sample ID: SB-514-0001

General Chemistry

Lot-Sample #...: A7L010179-017 **Work Order #...:** KC9QM **Matrix.....:** SO
Date Sampled...: 11/29/07 11:45 **Date Received..:** 12/01/07
% Moisture.....: 14

PARAMETER	RESULT	RL	UNITS	METHOD	PREPARATION-ANALYSIS DATE	PREP BATCH #
Percent Solids	86.3	10.0	%	MCAWW 160.3 MOD	12/04-12/05/07	7338092

Dilution Factor: 1

Tetra Tech NUS, Inc

Client Sample ID: SB-514-0406

General Chemistry

Lot-Sample #...: A7L010179-018 Work Order #...: KC9QQ Matrix.....: SO
Date Sampled...: 11/29/07 11:50 Date Received..: 12/01/07
% Moisture.....: 17

PARAMETER	RESULT	RL	UNITS	METHOD	PREPARATION-ANALYSIS DATE	PREP BATCH #
Percent Solids	82.7	10.0	%	MCAWW 160.3 MOD	12/04-12/05/07	7338092

Dilution Factor: 1

Tetra Tech NUS, Inc

Client Sample ID: SB-514-0810

General Chemistry

Lot-Sample #...: A7L010179-019 Work Order #...: KC9QT Matrix.....: SO
Date Sampled...: 11/29/07 11:55 Date Received..: 12/01/07
% Moisture.....: 16

PARAMETER	RESULT	RL	UNITS	METHOD	PREPARATION-ANALYSIS DATE	PREP BATCH #
Percent Solids	84.4	10.0	%	MCAWW 160.3 MOD	12/04-12/05/07	7338092

Dilution Factor: 1

Tetra Tech NUS, Inc

Client Sample ID: SB-515-0001

General Chemistry

Lot-Sample #...: A7L010179-020 Work Order #...: KC9QX Matrix.....: SO
Date Sampled...: 11/29/07 13:30 Date Received..: 12/01/07
% Moisture.....: 15

PARAMETER	RESULT	RL	UNITS	METHOD	PREPARATION-ANALYSIS DATE	PREP BATCH #
Percent Solids	84.8	10.0	%	MCAWW 160.3 MOD	12/04-12/05/07	7338092

Dilution Factor: 1

Tetra Tech NUS, Inc

Client Sample ID: SB-515-0406

General Chemistry

Lot-Sample #...: A7L010179-021 Work Order #...: KC9Q2 Matrix.....: SO
Date Sampled...: 11/29/07 13:35 Date Received..: 12/01/07
% Moisture.....: 17

PARAMETER	RESULT	RL	UNITS	METHOD	PREPARATION-ANALYSIS DATE	PREP BATCH #
Percent Solids	82.6	10.0	%	MCAWW 160.3 MOD	12/04-12/05/07	7338092

Dilution Factor: 1

Tetra Tech NUS, Inc

Client Sample ID: SB-515-0810

General Chemistry

Lot-Sample #...: A7L010179-022 **Work Order #...:** KC9Q3 **Matrix.....:** SO
Date Sampled...: 11/29/07 13:40 **Date Received..:** 12/01/07
% Moisture.....: 19

PARAMETER	RESULT	RL	UNITS	METHOD	PREPARATION-ANALYSIS DATE	PREP BATCH #
Percent Solids	80.8	10.0	%	MCAWW 160.3 MOD	12/04-12/05/07	7338092

Dilution Factor: 1

Tetra Tech NUS, Inc

Client Sample ID: SB-516-0001

General Chemistry

Lot-Sample #...: A7L010179-034 Work Order #...: KC9RR Matrix.....: SO
Date Sampled...: 11/30/07 11:05 Date Received..: 12/01/07
% Moisture.....: 16

PARAMETER	RESULT	RL	UNITS	METHOD	PREPARATION-ANALYSIS DATE	PREP BATCH #
Percent Solids	83.9	10.0	%	MCAWW 160.3 MOD	12/04-12/05/07	7338098

Dilution Factor: 1

Tetra Tech NUS, Inc

Client Sample ID: SB-517-0001

General Chemistry

Lot-Sample #...: A7L010179-025 Work Order #...: KC9Q8 Matrix.....: SO
Date Sampled...: 11/30/07 08:20 Date Received..: 12/01/07
% Moisture.....: 12

PARAMETER	RESULT	RL	UNITS	METHOD	PREPARATION-ANALYSIS DATE	PREP BATCH #
Percent Solids	88.4	10.0	%	MCAWW 160.3 MOD	12/04-12/05/07	7338092

Dilution Factor: 1

Tetra Tech NUS, Inc

Client Sample ID: SB-517-0406

General Chemistry

Lot-Sample #...: A7L010179-026 **Work Order #...:** KC9RA **Matrix.....:** SO
Date Sampled...: 11/30/07 08:30 **Date Received..:** 12/01/07
% Moisture.....: 18

PARAMETER	RESULT	RL	UNITS	METHOD	PREPARATION-ANALYSIS DATE	PREP BATCH #
Percent Solids	82.5	10.0	%	MCAWW 160.3 MOD	12/04-12/05/07	7338092

Dilution Factor: 1

Tetra Tech NUS, Inc

Client Sample ID: SB-517-0810

General Chemistry

Lot-Sample #...: A7L010179-027 Work Order #...: KC9RC Matrix.....: SO
Date Sampled...: 11/30/07 08:35 Date Received..: 12/01/07
% Moisture.....: 17

PARAMETER	RESULT	RL	UNITS	METHOD	PREPARATION-ANALYSIS DATE	PREP BATCH #
Percent Solids	82.6	10.0	%	MCAWW 160.3 MOD	12/04-12/05/07	7338092

Dilution Factor: 1

Tetra Tech NUS, Inc

Client Sample ID: SB-518-0001

General Chemistry

Lot-Sample #...: A7L010179-028 Work Order #...: KC9RG Matrix.....: SO
Date Sampled...: 11/30/07 09:25 Date Received..: 12/01/07
% Moisture.....: 17

PARAMETER	RESULT	RL	UNITS	METHOD	PREPARATION-ANALYSIS DATE	PREP BATCH #
Percent Solids	82.9	10.0	%	MCAWW 160.3 MOD	12/04-12/05/07	7338092

Dilution Factor: 1

Tetra Tech NUS, Inc

Client Sample ID: SB-518-0406

General Chemistry

Lot-Sample #...: A7L010179-029 Work Order #...: KC9RJ Matrix.....: SO
Date Sampled...: 11/30/07 09:35 Date Received..: 12/01/07
% Moisture.....: 17

PARAMETER	RESULT	RL	UNITS	METHOD	PREPARATION-ANALYSIS DATE	PREP BATCH #
Percent Solids	83.1	10.0	%	MCAWW 160.3 MOD	12/04-12/05/07	7338092

Dilution Factor: 1

Tetra Tech NUS, Inc

Client Sample ID: SB-518-0810

General Chemistry

Lot-Sample #...: A7L010179-030 Work Order #...: KC9RK Matrix.....: SO
Date Sampled...: 11/30/07 09:45 Date Received..: 12/01/07
% Moisture.....: 23

PARAMETER	RESULT	RL	UNITS	METHOD	PREPARATION-ANALYSIS DATE	PREP BATCH #
Percent Solids	76.9	10.0	%	MCAWW 160.3 MOD	12/04-12/05/07	7338098
	Dilution Factor: 1					

Tetra Tech NUS, Inc

Client Sample ID: SB-519-0001

General Chemistry

Lot-Sample #...: A7L010179-031 Work Order #...: KC9RL Matrix.....: SO
Date Sampled...: 11/30/07 10:20 Date Received..: 12/01/07
% Moisture.....: 15

PARAMETER	RESULT	RL	UNITS	METHOD	PREPARATION-ANALYSIS DATE	PREP BATCH #
Percent Solids	85.0	10.0	%	MCAWW 160.3 MOD	12/04-12/05/07	7338098

Dilution Factor: 1

Tetra Tech NUS, Inc

Client Sample ID: SB-519-0406

General Chemistry

Lot-Sample #...: A7L010179-032 Work Order #...: KC9RN Matrix.....: SO
Date Sampled...: 11/30/07 10:25 Date Received..: 12/01/07
% Moisture.....: 14

PARAMETER	RESULT	RL	UNITS	METHOD	PREPARATION-ANALYSIS DATE	PREP BATCH #
Percent Solids	86.1	10.0	%	MCAWW 160.3 MOD	12/04-12/05/07	7338098

Dilution Factor: 1

Tetra Tech NUS, Inc

Client Sample ID: SB-519-0810

General Chemistry

Lot-Sample #...: A7L010179-033 **Work Order #...:** KC9RQ **Matrix.....:** SO
Date Sampled...: 11/30/07 10:30 **Date Received..:** 12/01/07
% Moisture.....: 14

PARAMETER	RESULT	RL	UNITS	METHOD	PREPARATION-ANALYSIS DATE	PREP BATCH #
Percent Solids	86.2	10.0	%	MCAWW 160.3 MOD	12/04-12/05/07	7338098

Dilution Factor: 1

Tetra Tech NUS, Inc

Client Sample ID: SB-520-0001

General Chemistry

Lot-Sample #...: A7L010179-035 Work Order #...: KC9RV Matrix.....: SO
Date Sampled...: 11/30/07 11:35 Date Received..: 12/01/07
% Moisture.....: 19

PARAMETER	RESULT	RL	UNITS	METHOD	PREPARATION-ANALYSIS DATE	PREP BATCH #
Percent Solids	81.0	10.0	%	MCAWW 160.3 MOD	12/04-12/05/07	7338098

Dilution Factor: 1

Tetra Tech NUS, Inc

Client Sample ID: SB-520-0406

General Chemistry

Lot-Sample #...: A7L010179-036 **Work Order #...:** KC9R0 **Matrix.....:** SO
Date Sampled...: 11/30/07 11:40 **Date Received..:** 12/01/07
% Moisture.....: 18

PARAMETER	RESULT	RL	UNITS	METHOD	PREPARATION-ANALYSIS DATE	PREP BATCH #
Percent Solids	82.4	10.0	%	MCAWW 160.3 MOD	12/04-12/05/07	7338098

Dilution Factor: 1

Tetra Tech NUS, Inc

Client Sample ID: SB-520-0810

General Chemistry

Lot-Sample #...: A7L010179-037 Work Order #...: KC9R1 Matrix.....: SO
Date Sampled...: 11/30/07 11:45 Date Received..: 12/01/07
% Moisture.....: 17

PARAMETER	RESULT	RL	UNITS	METHOD	PREPARATION-ANALYSIS DATE	PREP BATCH #
Percent Solids	82.9	10.0	%	MCAWW 160.3 MOD	12/04-12/05/07	7338098

Dilution Factor: 1

APPENDIX C
SUPPORT DOCUMENTATION

TestAmerica

THE LEADER IN ENVIRONMENTAL TESTING

ANALYTICAL REPORT

PROJECT NO. 112IC00885

LOCKHEED MARTIN, BLOCK E

Lot #: A7L010179
SDG #: 7L01179

Michael Martin

Tetra Tech NUS Inc
20251 Century Blvd
Suite 200
Germantown, MD 20874

TESTAMERICA LABORATORIES, INC.

Patrick J. O'Meara
Project Manager

December 30, 2007

4101 Shuffel Street N.W. North Canton, OH 44720 tel 330.497.9396 fax 330.497.0772 www.testamericainc.com

CASE NARRATIVE

7L01179

The following report contains the analytical results for thirty-seven solid samples submitted to TestAmerica North Canton by Tetra Tech NUS Inc. from the Lockheed Martin, Block E Site, project number 112IC00885. The samples were received December 01, 2007, according to documented sample acceptance procedures.

This SDG consists of (1) laboratory ID's: A7L010179.

TestAmerica utilizes USEPA approved methods in all analytical work. The samples presented in this report were analyzed for the parameter(s) listed on the analytical methods summary page in accordance with the method(s) indicated. A summary of QC data for these analyses is included at the back of the report.

TestAmerica North Canton attests to the validity of the laboratory data generated by TestAmerica facilities reported herein. All analyses performed by TestAmerica facilities were done using established laboratory SOPs that incorporate QA/QC procedures described in the applicable methods. TestAmerica's operations groups have reviewed the data for compliance with the laboratory QA/QC plan, and data have been found to be compliant with laboratory protocols unless otherwise noted below.

All solid sample results are reported on an "as received" basis unless otherwise indicated by a dry weight adjustment footnote at the bottom of the analytical report page. The list of parameters which are never reported on a dry weight basis is included on the Sample Summary.

The test results in this report meet all NELAP requirements for parameters for which accreditation is required or available. Any exceptions to NELAP requirements are noted in this report. Pursuant to NELAP, this report may not be reproduced, except in full, without the written approval of the laboratory.

Please refer to the Quality Control Elements Narrative following this case narrative for additional quality control information.

If you have any questions, please call the Project Manager, Patrick J. O'Meara, at 330-497-9396.

This report is sequentially paginated. The final page of the report is labeled as "END OF REPORT."

CASE NARRATIVE (continued)

SUPPLEMENTAL QC INFORMATION

SAMPLE RECEIVING

The temperatures of the coolers upon sample receipt were 1.3 and 1.7°C.

GC/MS VOLATILES

The sample(s) that contained concentrations of target analyte(s) at a reportable level in the associated Method Blank(s) were flagged with "B". All target analytes in the Method Blank must be below the reporting limit (RL) or the associated sample(s) must be ND with the exception of common laboratory contaminants.

The sample(s) that contain results between the MDL and the RL were flagged with "J". There is a possibility of false positive or mis-identification at these quantitation levels. In analytical methods requiring confirmation of the analyte reported, confirmation was performed only down to the standard reporting limit (SRL). The acceptance criteria for QC samples may not be met at these quantitation levels.

GC/MS SEMIVOLATILES

The sample(s) that contain results between the MDL and the RL were flagged with "J". There is a possibility of false positive or mis-identification at these quantitation levels. In analytical methods requiring confirmation of the analyte reported, confirmation was performed only down to the standard reporting limit (SRL). The acceptance criteria for QC samples may not be met at these quantitation levels.

The matrix spike/matrix spike duplicate(s) for SB-510-0406 and SB-515-0406 had RPD's and recoveries outside acceptance limits. However, since the associated method blank(s) and laboratory control sample(s) were in control, no corrective action was necessary.

Batch(es) 7341037 had recoveries and/or RPD's out high in the LCS. Since there were no hits for 1,4-Dichlorobenzene detected in any of the associated samples, no corrective action was necessary.

The client specific or regulatory program requirements stated that corrective action must be performed for surrogate recoveries outside criteria. The matrix spike/matrix spike duplicate also had surrogate recoveries outside criteria for sample(s) SB-510-0406 confirming probable matrix interference.

CASE NARRATIVE (continued)

GC/MS SEMIVOLATILES (continued)

Sample(s) SB-514-0406 had up to one surrogate recovery per fraction outside acceptance limits. However, since the recovery was greater than 10% and all associated QC met criteria, no corrective action was taken.

EXTRACTABLE PETROLEUM HYDROCARBONS-8015

The sample(s) that contained concentrations of target analyte(s) at a reportable level in the associated Method Blank(s) were flagged with "B". All target analytes in the Method Blank must be below the reporting limit (RL) or the associated sample(s) must be ND with the exception of common laboratory contaminants.

The sample(s) that contain results between the MDL and the RL were flagged with "J". There is a possibility of false positive or mis-identification at these quantitation levels. In analytical methods requiring confirmation of the analyte reported, confirmation was performed only down to the standard reporting limit (SRL). The acceptance criteria for QC samples may not be met at these quantitation levels.

The matrix spike/matrix spike duplicate(s) for SB-512-0001 had recoveries outside acceptance limits. However, since the associated method blank(s) and laboratory control sample(s) were in control, no corrective action was necessary.

The generic batch matrix spike/matrix spike duplicate for batch(es) 7337290 and7338350 were reextracted and analyzed, but were sent back to be reextracted.

POLYCHLORINATED BIPHENYLS-8082

The sample(s) that contain results between the MDL and the RL were flagged with "J". There is a possibility of false positive or mis-identification at these quantitation levels. In analytical methods requiring confirmation of the analyte reported, confirmation was performed only down to the standard reporting limit (SRL). The acceptance criteria for QC samples may not be met at these quantitation levels.

The matrix spike/matrix spike duplicate(s) for SB-510-0810 had RPD's outside acceptance limits. However, since the associated method blank(s) and laboratory control sample(s) were in control, no corrective action was necessary.

CASE NARRATIVE (continued)

METALS

The sample(s) that contain results between the MDL and the RL were flagged with "B". There is the possibility of false positive or mis-identification at these quantitation levels. The acceptance criteria for the ICB, CCB, and Method Blank are +/- the standard reporting limit (SRL).

The matrix spike/matrix spike duplicate(s) for SB-510-0001, SB-510-0406, SB-510-0810, DUP-04, SB-511-0001, SB-511-0406, SB-511-0810, SB-512-0001, SB-512-0406, SB-512-0810, SB-513-0001, SB-513-0406, SB-513-0810, SB-509-0001, SB-509-0406, SB-509-0810, SB-514-0001, SB-514-0406, SB-514-0810, SB-515-0001 and SB-510-0001 DUP had RPD's and recoveries outside acceptance limits. However, since the associated method blank(s) and laboratory control sample(s) were in control, no corrective action was necessary.

GENERAL CHEMISTRY

The analytical results met the requirements of the laboratory's QA/QC program.

TETRA TECH NUS, INC. **CHAIN OF CUSTODY** | **NUMBER** 26187 | **PAGE** 2 **OF** 3

PROJECT NO: 112IC00885	**FACILITY:** Lockheed Martin, Block E	**PROJECT MANAGER** Tony Apanavage	**PHONE NUMBER** (301) 233-8230
SAMPLERS (SIGNATURE)		**FIELD OPERATIONS LEADER** Jon Foster	**PHONE NUMBER** (904) 545-7048
		CARRIER/WAYBILL NUMBER Courier Pickup	

LABORATORY NAME AND CONTACT: Test America; Ken Ives
ADDRESS
CITY, STATE

STANDARD TAT ☒
RUSH TAT ☐
☐ 24 hr. ☐ 48 hr. ☐ 72 hr. ☐ 7 day ☐ 14 day

DATE YEAR 2007	TIME	SAMPLE ID	LOCATION ID	TOP DEPTH (FT)	BOTTOM DEPTH (FT)	MATRIX (GW, SO, SW, SD, QC, ETC.)	COLLECTION METHOD GRAP (G) COMP (C)	No. OF CONTAINERS	8260 VOCs	8015 TPH	8270 SVOCs	8082 PCBs	ICP/MS Metals	Be, Ni, Co, Fe, Mn			COMMENTS
CONTAINER TYPE PLASTIC (P) or GLASS (G)									G	G	G	G	G	G			
PRESERVATIVE USED									NONE	NONE	NONE	NONE	NONE	NONE			
11/29	1100	SB-509-0001		0	1	SO	G	2	X	X	X	X	X	X			Cool to 4°C
	1105	SB-509-0406		4	6												
	1110	SB-509-0810		8	10												
	1145	SB-514-0001		0	1												
	1150	SB-514-0406		4	6												
	1155	SB-514-0810		8	10												
	1330	SB-515-0001		0	1												
	1335	SB-515-0406		4	6												
	1340	SB-515-0810		8	10												
	0000	DUP-05															
11/29	0000	DUP-06															
11/30	0820	SB-517-0001		0	1												
11/30	0830	SB-517-0406		4	6	SO	G	2	X	X	X	X	X	X			

	DATE	TIME		DATE	TIME
1. RELINQUISHED BY	11/30/07	1545	1. RECEIVED BY	11-30-07	15:45
2. RELINQUISHED BY	11-30-07	17:15	2. RECEIVED BY	12/1/07	1030
3. RELINQUISHED BY	DATE	TIME	3. RECEIVED BY	DATE	TIME

COMMENTS

DISTRIBUTION: WHITE (ACCOMPANIES SAMPLE) YELLOW (FIELD COPY) PINK (FILE COPY)

4/02R
FORM NO. TtNUS-001

42

TestAmerica North Canton

TETRA TECH NUS, INC. | CHAIN OF CUSTODY | NUMBER 26186 | PAGE 1 OF 3

PROJECT NO:	FACILITY:	PROJECT MANAGER	PHONE NUMBER	LABORATORY NAME AND CONTACT:
112IC00885	Lockheed Martin, Block E	Tony Apanavage	(301) 233-8230	Test America; Ken Ives
SAMPLERS (SIGNATURE)		FIELD OPERATIONS LEADER: Jon Foster	PHONE NUMBER: (904) 545-7048	ADDRESS
		CARRIER/WAYBILL NUMBER: Courier Pickup		CITY, STATE

STANDARD TAT ☒
RUSH TAT ☐
☐ 24 hr. ☐ 48 hr. ☐ 72 hr. ☐ 7 day ☐ 14 day

DATE (YEAR 2007)	TIME	SAMPLE ID	LOCATION ID	TOP DEPTH (FT)	BOTTOM DEPTH (FT)	MATRIX (GW, SO, SW, SD, QC, ETC.)	COLLECTION METHOD GRAB (G) COMP (C)	No. OF CONTAINERS	CONTAINER TYPE PLASTIC (P) or GLASS (G)	PRESERVATIVE USED	TYPE OF ANALYSIS: 8260 VOCs	8015 TPH	8270 SVOCs	8082 PCBs	ICP/MS Metals	Be, Ni, Co, Fe, Mn	COMMENTS
									G	None							
11/28	1525	SB-510-0001		0	1	SO	G	2			X	X	X	X	X	X	Cool to 4° C
	1530	SB-510-0406		4	6												
	1535	SB-510-0810		8	10												
11/28	0000	DUP-04															
11/29	0820	SB-511-0001		0	1												
	0825	SB-511-0406		4	6												
	0830	SB-511-0810		8	10												
	0955	SB-512-0001		0	1												
	1000	SB-512-0406		4	6												
	1005	SB-512-0810		8	10												
	1030	SB-513-0001		0	1												
	1035	SB-513-0406		4	6												
11/29	1040	SB-513-0810		8	10	SO	G	2			X	X	X	X	X	X	↓

	DATE	TIME		DATE	TIME
1. RELINQUISHED BY	11/30/07	1545	1. RECEIVED BY	11-30-07	15:45
2. RELINQUISHED BY	11-30-07	19:15	2. RECEIVED BY	12/1/07	1030
3. RELINQUISHED BY	DATE	TIME	3. RECEIVED BY	DATE	TIME

COMMENTS

DISTRIBUTION: WHITE (ACCOMPANIES SAMPLE) YELLOW (FIELD COPY) PINK (FILE COPY)

4/02R
FORM NO. TtNUS-001

TestAmerica North Canton

41

TETRA TECH NUS, INC. | **CHAIN OF CUSTODY** | **NUMBER** 26188 | **PAGE** 3 **OF** 3

PROJECT NO: 112I000885	**FACILITY:** Lockheed Martin, Block E	**PROJECT MANAGER** Tony Apanavage	**PHONE NUMBER** (301) 233-8230	**LABORATORY NAME AND CONTACT:** Test America; Ken Ives
SAMPLERS (SIGNATURE) J. Jol		**FIELD OPERATIONS LEADER** Jon Foster	**PHONE NUMBER** (904) 545-7048	**ADDRESS**
		CARRIER/WAYBILL NUMBER Courier Pickup		**CITY, STATE**

STANDARD TAT ☒
RUSH TAT ☐
☐ 24 hr. ☐ 48 hr. ☐ 72 hr. ☐ 7 day ☐ 14 day

DATE YEAR 2007	TIME	SAMPLE ID	LOCATION ID	TOP DEPTH (FT)	BOTTOM DEPTH (FT)	MATRIX (GW, SO, SW, SD, QC, ETC.)	COLLECTION METHOD GRAP (G) COMP (C)	No. OF CONTAINERS	CONTAINER TYPE PLASTIC (P) or GLASS (G)	PRESERVATIVE USED	TYPE OF ANALYSIS 8260 VOCs	8015 TPH	8270 SVOCs	8082 PCBs	ICP/MS Metals Be, Ni, Co, Fe, Mn		COMMENTS
									G	NONE							
11/30	0835	SB-517-0810		8	10	SO	G	2	G	NONE	X	X	X	X	X	X	Cool to 4°C
	0925	SB-518-0001		0	1				G	NONE							
	0935	SB-518-0406		4	6				G	NONE							
	0945	SB-518-0810		8	10				G	NONE							
	1020	SB-519-0001		0	1				G	NONE							
	1025	SB-519-0406		4	6				G	NONE							
	1030	SB-519-0810		8	10				G	NONE							
	1105	SB-516-0001		0	1				G	NONE							
	1135	SB-520-0001		0	1				G	NONE							
	1140	SB-520-0406		4	6				G	NONE							
11/30	1145	SB-520-0810		8	10	SO	G	2	G	NONE	X	X	X	X	X	X	

	DATE	TIME		DATE	TIME
1. RELINQUISHED BY	11/30/07	1545	1. RECEIVED BY	11-30-07	15:45
2. RELINQUISHED BY	11-30-07	17:15	2. RECEIVED BY	DATE	TIME
3. RELINQUISHED BY	DATE	TIME	3. RECEIVED BY	DATE	TIME

COMMENTS

DISTRIBUTION: WHITE (ACCOMPANIES SAMPLE) YELLOW (FIELD COPY) PINK (FILE COPY)

4/02R
FORM NO. TtNUS-001

TestAmerica North Canton

43

HOLDTIME

SDG 7L01179

SORT	UNITS	NSAMPLE	LAB_ID	QC_TYPE	SAMP_DATE	EXTR_DATE	ANAL_DATE	SMP_EXTR	EXTR_ANL	SMP_ANL
HG	MG/KG	SB-518-0406	A7L010179029	NM	11/30/2007	12/4/2007	12/4/2007	4	0	4
HG	MG/KG	SB-515-0001	A7L010179020	NM	11/29/2007	12/4/2007	12/4/2007	5	0	5
HG	MG/KG	SB-515-0406	A7L010179021	NM	11/29/2007	12/4/2007	12/4/2007	5	0	5
HG	MG/KG	SB-515-0810	A7L010179022	NM	11/29/2007	12/4/2007	12/4/2007	5	0	5
HG	MG/KG	SB-516-0001	A7L010179034	NM	11/30/2007	12/4/2007	12/4/2007	4	0	4
HG	MG/KG	SB-517-0001	A7L010179025	NM	11/30/2007	12/4/2007	12/4/2007	4	0	4
HG	MG/KG	SB-517-0406	A7L010179026	NM	11/30/2007	12/4/2007	12/4/2007	4	0	4
HG	MG/KG	SB-514-0810	A7L010179019	NM	11/29/2007	12/4/2007	12/4/2007	5	0	5
HG	MG/KG	SB-518-0001	A7L010179028	NM	11/30/2007	12/4/2007	12/4/2007	4	0	4
HG	MG/KG	SB-520-0001	A7L010179035	NM	11/30/2007	12/4/2007	12/4/2007	4	0	4
HG	MG/KG	SB-518-0810	A7L010179030	NM	11/30/2007	12/4/2007	12/4/2007	4	0	4
HG	MG/KG	SB-519-0001	A7L010179031	NM	11/30/2007	12/4/2007	12/4/2007	4	0	4
HG	MG/KG	SB-519-0406	A7L010179032	NM	11/30/2007	12/4/2007	12/4/2007	4	0	4
HG	MG/KG	SB-519-0810	A7L010179033	NM	11/30/2007	12/4/2007	12/4/2007	4	0	4
HG	MG/KG	SB-520-0406	A7L010179036	NM	11/30/2007	12/4/2007	12/4/2007	4	0	4

SORT	UNITS	NSAMPLE	LAB_ID	QC_TYPE	SAMP_DATE	EXTR_DATE	ANAL_DATE	SMP_EXTR	EXTR_ANL	SMP_ANL
HG	MG/KG	SB-509-0001	A7L010179014	NM	11/29/2007	12/4/2007	12/4/2007	5	0	5
HG	MG/KG	SB-517-0810	A7L010179027	NM	11/30/2007	12/4/2007	12/4/2007	4	0	4
HG	MG/KG	SB-509-0810	A7L010179016	NM	11/29/2007	12/4/2007	12/4/2007	5	0	5
HG	MG/KG	SB-520-0810	A7L010179037	NM	11/30/2007	12/4/2007	12/4/2007	4	0	4
HG	MG/KG	SB-514-0406	A7L010179018	NM	11/29/2007	12/4/2007	12/4/2007	5	0	5
HG	MG/KG	SB-509-0406	A7L010179015	NM	11/29/2007	12/4/2007	12/4/2007	5	0	5
HG	MG/KG	SB-510-0001	A7L010179001	NM	11/28/2007	12/4/2007	12/4/2007	6	0	6
HG	MG/KG	SB-510-0406	A7L010179002	NM	11/28/2007	12/4/2007	12/4/2007	6	0	6
HG	MG/KG	SB-510-0810	A7L010179003	NM	11/28/2007	12/4/2007	12/4/2007	6	0	6
HG	MG/KG	SB-511-0001	A7L010179005	NM	11/29/2007	12/4/2007	12/4/2007	5	0	5
HG	MG/KG	SB-511-0406	A7L010179006	NM	11/29/2007	12/4/2007	12/4/2007	5	0	5
HG	MG/KG	SB-512-0001	A7L010179008	NM	11/29/2007	12/4/2007	12/4/2007	5	0	5
HG	MG/KG	SB-512-0406	A7L010179009	NM	11/29/2007	12/4/2007	12/4/2007	5	0	5
HG	MG/KG	SB-512-0810	A7L010179010	NM	11/29/2007	12/4/2007	12/4/2007	5	0	5
HG	MG/KG	SB-513-0001	A7L010179011	NM	11/29/2007	12/4/2007	12/4/2007	5	0	5
HG	MG/KG	SB-513-0406	A7L010179012	NM	11/29/2007	12/4/2007	12/4/2007	5	0	5
HG	MG/KG	SB-511-0810	A7L010179007	NM	11/29/2007	12/4/2007	12/4/2007	5	0	5
HG	MG/KG	SB-513-0810	A7L010179013	NM	11/29/2007	12/4/2007	12/4/2007	5	0	5

SORT	UNITS	NSAMPLE	LAB_ID	QC_TYPE	SAMP_DATE	EXTR_DATE	ANAL_DATE	SMP_EXTR	EXTR_ANL	SMP_ANL
HG	MG/KG	SB-514-0001	A7L010179017	NM	11/29/2007	12/4/2007	12/4/2007	5	0	5
M	MG/KG	SB-515-0001	A7L010179020	NM	11/29/2007	12/4/2007	12/5/2007	5	1	6
M	MG/KG	SB-513-0810	A7L010179013	NM	11/29/2007	12/4/2007	12/5/2007	5	1	6
M	MG/KG	SB-513-0810	A7L010179013	NM	11/29/2007	12/4/2007	12/11/2007	5	7	12
M	MG/KG	SB-514-0001	A7L010179017	NM	11/29/2007	12/4/2007	12/5/2007	5	1	6
M	MG/KG	SB-514-0001	A7L010179017	NM	11/29/2007	12/4/2007	12/11/2007	5	7	12
M	MG/KG	SB-514-0406	A7L010179018	NM	11/29/2007	12/4/2007	12/5/2007	5	1	6
M	MG/KG	SB-514-0406	A7L010179018	NM	11/29/2007	12/4/2007	12/12/2007	5	8	13
M	MG/KG	SB-514-0810	A7L010179019	NM	11/29/2007	12/4/2007	12/5/2007	5	1	6
M	MG/KG	SB-515-0001	A7L010179020	NM	11/29/2007	12/4/2007	12/12/2007	5	8	13
M	MG/KG	SB-514-0810	A7L010179019	NM	11/29/2007	12/4/2007	12/12/2007	5	8	13
M	MG/KG	SB-515-0001	A7L010179020	NM	11/29/2007	12/4/2007	12/11/2007	5	7	12
M	MG/KG	SB-513-0406	A7L010179012	NM	11/29/2007	12/4/2007	12/11/2007	5	7	12
M	MG/KG	SB-512-0406	A7L010179009	NM	11/29/2007	12/4/2007	12/11/2007	5	7	12
M	MG/KG	SB-515-0001DL	A7L010179020	NM	11/29/2007	12/4/2007	12/12/2007	5	8	13
M	MG/KG	SB-514-0810	A7L010179019	NM	11/29/2007	12/4/2007	12/11/2007	5	7	12
M	MG/KG	SB-513-0406	A7L010179012	NM	11/29/2007	12/4/2007	12/5/2007	5	1	6
M	MG/KG	SB-513-0001	A7L010179011	NM	11/29/2007	12/4/2007	12/11/2007	5	7	12

SORT	UNITS	NSAMPLE	LAB_ID	QC_TYPE	SAMP_DATE	EXTR_DATE	ANAL_DATE	SMP_EXTR	EXTR_ANL	SMP_ANL
M	MG/KG	SB-513-0001	A7L010179011	NM	11/29/2007	12/4/2007	12/5/2007	5	1	6
M	MG/KG	SB-512-0810	A7L010179010	NM	11/29/2007	12/4/2007	12/12/2007	5	8	13
M	MG/KG	SB-512-0810	A7L010179010	NM	11/29/2007	12/4/2007	12/11/2007	5	7	12
M	MG/KG	SB-512-0810	A7L010179010	NM	11/29/2007	12/4/2007	12/5/2007	5	1	6
M	MG/KG	SB-512-0406DL	A7L010179009	NM	11/29/2007	12/4/2007	12/12/2007	5	8	13
M	MG/KG	SB-512-0406	A7L010179009	NM	11/29/2007	12/4/2007	12/12/2007	5	8	13
M	MG/KG	SB-512-0001	A7L010179008	NM	11/29/2007	12/4/2007	12/11/2007	5	7	12
M	MG/KG	SB-512-0001	A7L010179008	NM	11/29/2007	12/4/2007	12/5/2007	5	1	6
M	MG/KG	SB-511-0810	A7L010179007	NM	11/29/2007	12/4/2007	12/12/2007	5	8	13
M	MG/KG	SB-511-0810	A7L010179007	NM	11/29/2007	12/4/2007	12/11/2007	5	7	12
M	MG/KG	SB-515-0406	A7L010179021	NM	11/29/2007	12/4/2007	12/5/2007	5	1	6
M	MG/KG	SB-519-0001	A7L010179031	NM	11/30/2007	12/4/2007	12/5/2007	4	1	5
M	MG/KG	SB-512-0406DL	A7L010179009	NM	11/29/2007	12/4/2007	12/5/2007	5	1	6
M	MG/KG	SB-518-0406	A7L010179029	NM	11/30/2007	12/4/2007	12/7/2007	4	3	7
M	MG/KG	SB-520-0810	A7L010179037	NM	11/30/2007	12/4/2007	12/7/2007	4	3	7
M	MG/KG	SB-520-0810	A7L010179037	NM	11/30/2007	12/4/2007	12/5/2007	4	1	5
M	MG/KG	SB-520-0406	A7L010179036	NM	11/30/2007	12/4/2007	12/7/2007	4	3	7
M	MG/KG	SB-520-0406	A7L010179036	NM	11/30/2007	12/4/2007	12/5/2007	4	1	5

SORT	UNITS	NSAMPLE	LAB_ID	QC_TYPE	SAMP_DATE	EXTR_DATE	ANAL_DATE	SMP_EXTR	EXTR_ANL	SMP_ANL
M	MG/KG	SB-520-0001	A7L010179035	NM	11/30/2007	12/4/2007	12/7/2007	4	3	7
M	MG/KG	SB-520-0001	A7L010179035	NM	11/30/2007	12/4/2007	12/5/2007	4	1	5
M	MG/KG	SB-519-0810	A7L010179033	NM	11/30/2007	12/4/2007	12/7/2007	4	3	7
M	MG/KG	SB-519-0810	A7L010179033	NM	11/30/2007	12/4/2007	12/5/2007	4	1	5
M	MG/KG	SB-519-0406	A7L010179032	NM	11/30/2007	12/4/2007	12/7/2007	4	3	7
M	MG/KG	SB-519-0406	A7L010179032	NM	11/30/2007	12/4/2007	12/5/2007	4	1	5
M	MG/KG	SB-519-0001	A7L010179031	NM	11/30/2007	12/4/2007	12/7/2007	4	3	7
M	MG/KG	SB-514-0001	A7L010179017	NM	11/29/2007	12/4/2007	12/12/2007	5	8	13
M	MG/KG	SB-518-0810	A7L010179030	NM	11/30/2007	12/4/2007	12/5/2007	4	1	5
M	MG/KG	SB-511-0810	A7L010179007	NM	11/29/2007	12/4/2007	12/5/2007	5	1	6
M	MG/KG	SB-515-0406	A7L010179021	NM	11/29/2007	12/4/2007	12/7/2007	5	3	8
M	MG/KG	SB-518-0406	A7L010179029	NM	11/30/2007	12/4/2007	12/5/2007	4	1	5
M	MG/KG	SB-518-0001	A7L010179028	NM	11/30/2007	12/4/2007	12/7/2007	4	3	7
M	MG/KG	SB-518-0001	A7L010179028	NM	11/30/2007	12/4/2007	12/5/2007	4	1	5
M	MG/KG	SB-517-0810	A7L010179027	NM	11/30/2007	12/4/2007	12/7/2007	4	3	7
M	MG/KG	SB-517-0810	A7L010179027	NM	11/30/2007	12/4/2007	12/5/2007	4	1	5
M	MG/KG	SB-517-0406	A7L010179026	NM	11/30/2007	12/4/2007	12/7/2007	4	3	7
M	MG/KG	SB-517-0406	A7L010179026	NM	11/30/2007	12/4/2007	12/5/2007	4	1	5

SORT	UNITS	NSAMPLE	LAB_ID	QC_TYPE	SAMP_DATE	EXTR_DATE	ANAL_DATE	SMP_EXTR	EXTR_ANL	SMP_ANL
M	MG/KG	SB-517-0001	A7L010179025	NM	11/30/2007	12/4/2007	12/7/2007	4	3	7
M	MG/KG	SB-517-0001	A7L010179025	NM	11/30/2007	12/4/2007	12/5/2007	4	1	5
M	MG/KG	SB-516-0001	A7L010179034	NM	11/30/2007	12/4/2007	12/7/2007	4	3	7
M	MG/KG	SB-516-0001	A7L010179034	NM	11/30/2007	12/4/2007	12/5/2007	4	1	5
M	MG/KG	SB-515-0810	A7L010179022	NM	11/29/2007	12/4/2007	12/7/2007	5	3	8
M	MG/KG	SB-515-0810	A7L010179022	NM	11/29/2007	12/4/2007	12/5/2007	5	1	6
M	MG/KG	SB-518-0810	A7L010179030	NM	11/30/2007	12/4/2007	12/7/2007	4	3	7
M	MG/KG	SB-509-0406DL	A7L010179015	NM	11/29/2007	12/4/2007	12/5/2007	5	1	6
M	MG/KG	SB-511-0406DL	A7L010179006	NM	11/29/2007	12/4/2007	12/12/2007	5	8	13
M	MG/KG	SB-509-0001	A7L010179014	NM	11/29/2007	12/4/2007	12/5/2007	5	1	6
M	MG/KG	SB-509-0001	A7L010179014	NM	11/29/2007	12/4/2007	12/11/2007	5	7	12
M	MG/KG	SB-509-0001	A7L010179014	NM	11/29/2007	12/4/2007	12/12/2007	5	8	13
M	MG/KG	SB-509-0406	A7L010179015	NM	11/29/2007	12/4/2007	12/11/2007	5	7	12
M	MG/KG	SB-509-0406	A7L010179015	NM	11/29/2007	12/4/2007	12/12/2007	5	8	13
M	MG/KG	SB-514-0406	A7L010179018	NM	11/29/2007	12/4/2007	12/11/2007	5	7	12
M	MG/KG	SB-509-0810	A7L010179016	NM	11/29/2007	12/4/2007	12/11/2007	5	7	12
M	MG/KG	SB-509-0810	A7L010179016	NM	11/29/2007	12/4/2007	12/12/2007	5	8	13
M	MG/KG	SB-509-0810DL	A7L010179016	NM	11/29/2007	12/4/2007	12/5/2007	5	1	6

SORT	UNITS	NSAMPLE	LAB_ID	QC_TYPE	SAMP_DATE	EXTR_DATE	ANAL_DATE	SMP_EXTR	EXTR_ANL	SMP_ANL
M	MG/KG	SB-510-0001	A7L010179001	NM	11/28/2007	12/4/2007	12/5/2007	6	1	7
M	MG/KG	SB-510-0001	A7L010179001	NM	11/28/2007	12/4/2007	12/11/2007	6	7	13
M	MG/KG	SB-510-0001	A7L010179001	NM	11/28/2007	12/4/2007	12/12/2007	6	8	14
M	MG/KG	SB-511-0001DL	A7L010179005	NM	11/29/2007	12/4/2007	12/5/2007	5	1	6
M	MG/KG	SB-510-0406	A7L010179002	NM	11/28/2007	12/4/2007	12/11/2007	6	7	13
M	MG/KG	SB-511-0406	A7L010179006	NM	11/29/2007	12/4/2007	12/12/2007	5	8	13
M	MG/KG	SB-511-0406	A7L010179006	NM	11/29/2007	12/4/2007	12/11/2007	5	7	12
M	MG/KG	SB-511-0001DL	A7L010179005	NM	11/29/2007	12/4/2007	12/12/2007	5	8	13
M	MG/KG	SB-511-0406DL	A7L010179006	NM	11/29/2007	12/4/2007	12/5/2007	5	1	6
M	MG/KG	SB-511-0001	A7L010179005	NM	11/29/2007	12/4/2007	12/12/2007	5	8	13
M	MG/KG	SB-511-0001	A7L010179005	NM	11/29/2007	12/4/2007	12/11/2007	5	7	12
M	MG/KG	SB-510-0810	A7L010179003	NM	11/28/2007	12/4/2007	12/12/2007	6	8	14
M	MG/KG	SB-510-0810	A7L010179003	NM	11/28/2007	12/4/2007	12/11/2007	6	7	13
M	MG/KG	SB-510-0810	A7L010179003	NM	11/28/2007	12/4/2007	12/5/2007	6	1	7
M	MG/KG	SB-510-0406DL	A7L010179002	NM	11/28/2007	12/4/2007	12/5/2007	6	1	7
M	MG/KG	SB-510-0406	A7L010179002	NM	11/28/2007	12/4/2007	12/12/2007	6	8	14
PCS	%	SB-514-0810	A7L010179019	NM	11/29/2007	12/4/2007	12/5/2007	5	1	6
PCS	%	SB-518-0406	A7L010179029	NM	11/30/2007	12/4/2007	12/5/2007	4	1	5

SORT	UNITS	NSAMPLE	LAB_ID	QC_TYPE	SAMP_DATE	EXTR_DATE	ANAL_DATE	SMP_EXTR	EXTR_ANL	SMP_ANL
PCS	%	SB-516-0001	A7L010179034	NM	11/30/2007	12/4/2007	12/5/2007	4	1	5
PCS	%	SB-517-0001	A7L010179025	NM	11/30/2007	12/4/2007	12/5/2007	4	1	5
PCS	%	SB-517-0406	A7L010179026	NM	11/30/2007	12/4/2007	12/5/2007	4	1	5
PCS	%	SB-517-0810	A7L010179027	NM	11/30/2007	12/4/2007	12/5/2007	4	1	5
PCS	%	SB-518-0001	A7L010179028	NM	11/30/2007	12/4/2007	12/5/2007	4	1	5
PCS	%	SB-515-0406	A7L010179021	NM	11/29/2007	12/4/2007	12/5/2007	5	1	6
PCS	%	SB-518-0810	A7L010179030	NM	11/30/2007	12/4/2007	12/5/2007	4	1	5
PCS	%	SB-519-0001	A7L010179031	NM	11/30/2007	12/4/2007	12/5/2007	4	1	5
PCS	%	SB-519-0406	A7L010179032	NM	11/30/2007	12/4/2007	12/5/2007	4	1	5
PCS	%	SB-519-0810	A7L010179033	NM	11/30/2007	12/4/2007	12/5/2007	4	1	5
PCS	%	SB-520-0810	A7L010179037	NM	11/30/2007	12/4/2007	12/5/2007	4	1	5
PCS	%	SB-520-0406	A7L010179036	NM	11/30/2007	12/4/2007	12/5/2007	4	1	5
PCS	%	SB-514-0406	A7L010179018	NM	11/29/2007	12/4/2007	12/5/2007	5	1	6
PCS	%	SB-515-0001	A7L010179020	NM	11/29/2007	12/4/2007	12/5/2007	5	1	6
PCS	%	SB-520-0001	A7L010179035	NM	11/30/2007	12/4/2007	12/5/2007	4	1	5
PCS	%	SB-511-0001	A7L010179005	NM	11/29/2007	12/4/2007	12/5/2007	5	1	6
PCS	%	SB-514-0001	A7L010179017	NM	11/29/2007	12/4/2007	12/5/2007	5	1	6
PCS	%	SB-515-0810	A7L010179022	NM	11/29/2007	12/4/2007	12/5/2007	5	1	6

SORT	UNITS	NSAMPLE	LAB_ID	QC_TYPE	SAMP_DATE	EXTR_DATE	ANAL_DATE	SMP_EXTR	EXTR_ANL	SMP_ANL
PCS	%	SB-509-0810	A7L010179016	NM	11/29/2007	12/4/2007	12/5/2007	5	1	6
PCS	%	SB-510-0001	A7L010179001	NM	11/28/2007	12/4/2007	12/5/2007	6	1	7
PCS	%	SB-509-0001	A7L010179014	NM	11/29/2007	12/4/2007	12/5/2007	5	1	6
PCS	%	SB-510-0810	A7L010179003	NM	11/28/2007	12/4/2007	12/5/2007	6	1	7
PCS	%	SB-509-0406	A7L010179015	NM	11/29/2007	12/4/2007	12/5/2007	5	1	6
PCS	%	SB-511-0406	A7L010179006	NM	11/29/2007	12/4/2007	12/5/2007	5	1	6
PCS	%	SB-511-0810	A7L010179007	NM	11/29/2007	12/4/2007	12/5/2007	5	1	6
PCS	%	SB-512-0001	A7L010179008	NM	11/29/2007	12/4/2007	12/5/2007	5	1	6
PCS	%	SB-512-0406	A7L010179009	NM	11/29/2007	12/4/2007	12/5/2007	5	1	6
PCS	%	SB-512-0810	A7L010179010	NM	11/29/2007	12/4/2007	12/5/2007	5	1	6
PCS	%	SB-513-0001	A7L010179011	NM	11/29/2007	12/4/2007	12/5/2007	5	1	6
PCS	%	SB-513-0406	A7L010179012	NM	11/29/2007	12/4/2007	12/5/2007	5	1	6
PCS	%	SB-513-0810	A7L010179013	NM	11/29/2007	12/4/2007	12/5/2007	5	1	6
PCS	%	SB-510-0406	A7L010179002	NM	11/28/2007	12/4/2007	12/5/2007	6	1	7
OS	%	SB-517-0810RE	A7L010179027	NM	11/30/2007	12/10/2007	12/11/2007	10	1	11
OS	%	SB-517-0810	A7L010179027	NM	11/30/2007	12/4/2007	12/7/2007	4	3	7
OS	%	SB-517-0406	A7L010179026	NM	11/30/2007	12/4/2007	12/7/2007	4	3	7
OS	%	SB-517-0406	A7L010179026	NM	11/30/2007	12/4/2007	12/6/2007	4	2	6

ANALYTICAL METHODS SUMMARY

7L01179

PARAMETER	ANALYTICAL METHOD
Extractable Petroleum Hydrocarbons	SW846 8015B
Inductively Coupled Plasma (ICP) Metals	SW846 6010B
ICP-MS (6020)	SW846 6020
Mercury in Solid Waste (Manual Cold-Vapor)	SW846 7471A
PCBs by SW-846 8082	SW846 8082
Semivolatile Organic Compounds by GC/MS	SW846 8270C
Total Residue as Percent Solids	MCAWW 160.3 MOD
Volatile Organics by GC/MS	SW846 8260B

References:

MCAWW "Methods for Chemical Analysis of Water and Wastes", EPA-600/4-79-020, March 1983 and subsequent revisions.

SW846 "Test Methods for Evaluating Solid Waste, Physical/Chemical Methods", Third Edition, November 1986 and its updates.

SAMPLE SUMMARY

7L01179 : A7L010179

WO #	SAMPLE#	CLIENT SAMPLE ID	SAMPLED DATE	SAMP TIME
KC9PQ	001	SB-510-0001	11/28/07	15:25
KC9PT	002	SB-510-0406	11/28/07	15:30
KC9PW	003	SB-510-0810	11/28/07	15:35
KC9PX	004	DUP-04	11/28/07	
KC9P0	005	SB-511-0001	11/29/07	08:20
KC9P1	006	SB-511-0406	11/29/07	08:25
KC9P2	007	SB-511-0810	11/29/07	08:30
KC9P3	008	SB-512-0001	11/29/07	09:55
KC9P6	009	SB-512-0406	11/29/07	10:00
KC9P7	010	SB-512-0810	11/29/07	10:05
KC9P8	011	SB-513-0001	11/29/07	10:30
KC9P9	012	SB-513-0406	11/29/07	10:35
KC9QA	013	SB-513-0810	11/29/07	10:40
KC9QC	014	SB-509-0001	11/29/07	11:00
KC9QH	015	SB-509-0406	11/29/07	11:05
KC9QK	016	SB-509-0810	11/29/07	11:10
KC9QM	017	SB-514-0001	11/29/07	11:45
KC9QQ	018	SB-514-0406	11/29/07	11:50
KC9QT	019	SB-514-0810	11/29/07	11:55
KC9QX	020	SB-515-0001	11/29/07	13:30
KC9Q2	021	SB-515-0406	11/29/07	13:35
KC9Q3	022	SB-515-0810	11/29/07	13:40
KC9Q5	023	DUP-05	11/29/07	
KC9Q6	024	DUP-06	11/29/07	
KC9Q8	025	SB-517-0001	11/30/07	08:20
KC9RA	026	SB-517-0406	11/30/07	08:30
KC9RC	027	SB-517-0810	11/30/07	08:35
KC9RG	028	SB-518-0001	11/30/07	09:25
KC9RJ	029	SB-518-0406	11/30/07	09:35
KC9RK	030	SB-518-0810	11/30/07	09:45
KC9RL	031	SB-519-0001	11/30/07	10:20
KC9RN	032	SB-519-0406	11/30/07	10:25
KC9RQ	033	SB-519-0810	11/30/07	10:30
KC9RR	034	SB-516-0001	11/30/07	11:05
KC9RV	035	SB-520-0001	11/30/07	11:35
KC9R0	036	SB-520-0406	11/30/07	11:40

Batch 733801

(Continued on next page)

SAMPLE SUMMARY

7L01179 : A7L010179

WO #	SAMPLE#	CLIENT SAMPLE ID	SAMPLED DATE	SAMP TIME
KC9R1	037	SB-520-0810	11/30/07	11:45

NOTE(S):

- The analytical results of the samples listed above are presented on the following pages.
- All calculations are performed before rounding to avoid round-off errors in calculated results.
- Results noted as "ND" were not detected at or above the stated limit.
- This report must not be reproduced, except in full, without the written approval of the laboratory.
- Results for the following parameters are never reported on a dry weight basis: color, corrosivity, density, flashpoint, ignitability, layers, odor, paint filter test, pH, porosity pressure, reactivity, redox potential, specific gravity, spot tests, solids, solubility, temperature, viscosity, and weight.

Test America North Canton

Metals Data Reporting Form

Initial Calibration Verification Standard

Instrument: CVAA **Units:** ug/L

Chart Number: hg11204a.prn **Acceptable Range:** 90% - 110%

Standard Source: Ultra **Standard ID:**

Element	WL/ Mass	True Conc	Ck5ICV 12/04/07 10:42 AM Found	% Rec	Found	% Rec	Found	% Rec	Found	% Rec	Found	% Rec
Mercury	253.7	2.5	2.55	**102.0**								

Test America North Canton

Metals Data Reporting Form

Continuing Calibration Verification

Instrument: CVAA **Units:** ug/L

Chart Number: hg11204a.prn **Acceptable Range:** 80% - 120%

Standard Source: Ultra **Standard ID:**

Element	WL/ Mass	True Conc	Ck2CCV 12/04/07 10:46 AM		Ck2CCV 12/04/07 11:00 AM		Ck2CCV 12/04/07 11:27 AM		Ck2CCV 12/04/07 11:41 AM		Ck2CCV 12/04/07 11:54 AM	
			Found	% Rec	Found	% Rec	Found	% Rec	Found	% Rec	Found	% Rec
Mercury	253.7	5.0	5.37	**107.3**	5.14	**102.8**	5.45	**109.0**	5.39	**107.8**	5.36	**107.2**

Test America North Canton

Metals Data Reporting Form

Continuing Calibration Verification

Instrument: CVAA **Units:** ug/L

Chart Number: hg11204a.prn **Acceptable Range:** 80% - 120%

Standard Source: Ultra **Standard ID:**

Element	WL/ Mass	True Conc	Ck2CCV 12/04/07 12:03 PM Found	% Rec	Ck2CCV 12/04/07 12:39 PM Found	% Rec	Ck2CCV 12/04/07 12:47 PM Found	% Rec	Ck2CCV 12/04/07 12:56 PM Found	% Rec	Ck2CCV 12/04/07 1:00 PM Found	% Rec
Mercury	253.7	5.0	5.44	**108.8**	5.25	**105.1**	5.28	**105.6**	5.19	**103.8**	5.25	**104.9**

Test America North Canton

Metals Data Reporting Form

Continuing Calibration Verification

Instrument: CVAA **Units:** ug/L

Chart Number: hg11204a.prn **Acceptable Range:** 80% - 120%

Standard Source: Ultra **Standard ID:**

Element	WL/ Mass	True Conc	Ck2CCV 12/04/07 2:12 PM Found	% Rec	Ck2CCV 12/04/07 2:26 PM Found	% Rec	Ck2CCV 12/04/07 2:40 PM Found	% Rec	Ck2CCV 12/04/07 2:54 PM Found	% Rec	Ck2CCV 12/04/07 3:08 PM Found	% Rec
Mercury	253.7	5.0	5.11	**102.1**	5.12	**102.3**	5.14	**102.7**	5.19	**103.8**	5.19	**103.7**

Test America North Canton

Metals Data Reporting Form

Continuing Calibration Verification

Instrument: CVAA **Units:** ug/L

Chart Number: hg11204a.prn **Acceptable Range:** 80% - 120%

Standard Source: Ultra **Standard ID:**

Element	WL/ Mass	True Conc	Ck2CCV 12/04/07 3:22 PM Found	% Rec	Ck2CCV 12/04/07 3:34 PM Found	% Rec	Found	% Rec	Found	% Rec	Found	% Rec
Mercury	253.7	5.0	5.18	**103.5**	5.23	**104.6**						

Test America North Canton

Metals Data Reporting Form

Initial Calibration Verification Standard

Instrument: ICPMS **Units:** ug/L

Chart Number: 120707a.rep **Acceptable Range:** 90% - 110%

Standard Source: _____ **Standard ID:** _____

Element	WL/ Mass	True Conc	QC Std 1 12/07/07 10:03 AM Found	% Rec	Found	% Rec	Found	% Rec	Found	% Rec	Found	% Rec
Antimony	121	25.0	23.66	**94.6**								
Silver	107	25.0	24.90	**99.6**								

Test America North Canton

Metals Data Reporting Form

Continuing Calibration Verification

Instrument: ICPMS **Units:** ug/L

Chart Number: 120707a.rep **Acceptable Range:** 90% - 110%

Standard Source: _____ **Standard ID:** _____

Element	WL/ Mass	True Conc	QC Std 6 12/07/07 10:26 AM Found	% Rec	QC Std 6 12/07/07 1:06 PM Found	% Rec	QC Std 6 12/07/07 1:58 PM Found	% Rec	QC Std 6 12/07/07 2:44 PM Found	% Rec	QC Std 6 12/07/07 3:03 PM Found	% Rec
Antimony	121	50.0	47.19	**94.4**	45.73	**91.5**	45.61	**91.2**	45.25	**90.5**	45.23	**90.5**
Silver	107	50.0	48.56	**97.1**	47.15	**94.3**	47.61	**95.2**	47.16	**94.3**	46.81	**93.6**

Test America North Canton

Metals Data Reporting Form

Initial Calibration Verification Standard

Instrument: ICPMS **Units:** ug/L

Chart Number: 120707b.rep **Acceptable Range:** 90% - 110%

Standard Source: **Standard ID:**

Element	WL/ Mass	True Conc	QC Std 1 12/07/07 3:39 PM Found	% Rec	Found	% Rec	Found	% Rec	Found	% Rec	Found	% Rec
Arsenic	75	25.0	24.82	**99.3**								
Barium	135	25.0	23.75	**95.0**								
Beryllium	9	25.0	25.37	**101.5**								
Cadmium	111	25.0	24.16	**96.6**								
Chromium	52	25.0	25.08	**100.3**								
Cobalt	59	25.0	25.31	**101.2**								
Copper	65	25.0	24.99	**100.0**								
Lead	208	25.0	25.23	**100.9**								
Molybdenum	98	25.0	24.80	**99.2**								
Nickel	60	25.0	25.10	**100.4**								
Selenium	82	25.0	25.08	**100.3**								
Thallium	205	25.0	25.68	**102.7**								
Vanadium	51	25.0	25.02	**100.1**								
Zinc	68	25.0	24.00	**96.0**								

Test America North Canton

Metals Data Reporting Form

Continuing Calibration Verification

Instrument: ICPMS **Units:** ug/L

Chart Number: 120707b.rep **Acceptable Range:** 90% - 110%

Standard Source: _____ **Standard ID:** _____

Element	WL/ Mass	True Conc	QC Std 6 12/07/07 4:13 PM Found	% Rec	QC Std 6 12/07/07 5:52 PM Found	% Rec	QC Std 6 12/07/07 6:41 PM Found	% Rec	QC Std 6 12/07/07 7:27 PM Found	% Rec	QC Std 6 12/07/07 8:03 PM Found	% Rec
Arsenic	75	50.0	46.73	**93.5**	48.00	**96.0**	47.58	**95.2**	47.95	**95.9**	47.16	**94.3**
Barium	135	50.0	47.68	**95.4**	46.27	**92.5**	47.64	**95.3**	46.73	**93.5**	47.18	**94.4**
Beryllium	9	50.0	47.86	**95.7**	49.13	**98.3**	48.29	**96.6**	49.20	**98.4**	48.12	**96.2**
Cadmium	111	50.0	47.18	**94.4**	47.63	**95.3**	47.54	**95.1**	47.33	**94.7**	48.17	**96.3**
Chromium	52	50.0	50.59	**101.2**	48.97	**97.9**	48.74	**97.5**	50.63	**101.3**	49.03	**98.1**
Cobalt	59	50.0	49.47	**98.9**	49.29	**98.6**	50.27	**100.5**	50.50	**101.0**	49.71	**99.4**
Copper	65	50.0	45.05	**90.1**	46.71	**93.4**	46.11	**92.2**	46.45	**92.9**	46.96	**93.9**
Lead	208	50.0	50.79	**101.6**	49.90	**99.8**	48.01	**96.0**	47.11	**94.2**	48.26	**96.5**
Molybdenum	98	50.0	54.82	**109.6**	46.26	**92.5**	49.01	**98.0**	46.79	**93.6**	47.26	**94.5**
Nickel	60	50.0	46.60	**93.2**	47.59	**95.2**	46.08	**92.2**	47.01	**94.0**	47.55	**95.1**
Selenium	82	50.0	46.04	**92.1**	47.78	**95.6**	46.96	**93.9**	47.39	**94.8**	46.24	**92.5**
Thallium	205	50.0	51.75	**103.5**	51.04	**102.1**	48.63	**97.3**	47.45	**94.9**	49.28	**98.6**
Vanadium	51	50.0	50.96	**101.9**	48.09	**96.2**	48.73	**97.5**	49.27	**98.5**	49.16	**98.3**
Zinc	68	50.0	47.22	**94.4**	47.43	**94.9**	47.88	**95.8**	48.01	**96.0**	48.16	**96.3**

Test America North Canton

Metals Data Reporting Form

Initial Calibration Verification Standard

Instrument: ICPMS **Units:** ug/L

Chart Number: 121107c.rep **Acceptable Range:** 90% - 110%

Standard Source: _____ **Standard ID:** _____

Element	WL/ Mass	True Conc	QC Std 1 12/11/07 9:30 AM Found	% Rec	Found	% Rec	Found	% Rec	Found	% Rec	Found	% Rec
Antimony	121	25.0	24.40	**97.6**								
Arsenic	75	25.0	24.91	**99.6**								
Barium	135	25.0	24.78	**99.1**								
Beryllium	9	25.0	24.68	**98.7**								
Cadmium	111	25.0	25.44	**101.8**								
Chromium	52	25.0	25.25	**101.0**								
Cobalt	59	25.0	25.59	**102.4**								
Copper	65	25.0	25.50	**102.0**								
Lead	208	25.0	25.44	**101.8**								
Molybdenum	98	25.0	24.94	**99.8**								
Nickel	60	25.0	25.76	**103.0**								
Selenium	82	25.0	23.99	**96.0**								
Silver	107	25.0	25.85	**103.4**								
Thallium	205	25.0	25.74	**103.0**								
Vanadium	51	25.0	24.72	**98.9**								
Zinc	68	25.0	24.58	**98.3**								

Test America North Canton

Metals Data Reporting Form

Continuing Calibration Verification

Instrument: ICPMS **Units:** ug/L

Chart Number: 121107c.rep **Acceptable Range:** 90% - 110%

Standard Source: _____ **Standard ID:** _____

Element	WL/ Mass	True Conc	QC Std 6 12/11/07 9:55 AM Found	% Rec	QC Std 6 12/11/07 5:49 PM Found	% Rec	QC Std 6 12/11/07 6:45 PM Found	% Rec	QC Std 6 12/11/07 7:36 PM Found	% Rec	QC Std 6 12/11/07 8:03 PM Found	% Rec
Antimony	121	50.0	50.42	**100.8**	47.82	**95.6**	48.45	**96.9**	47.70	**95.4**	48.19	**96.4**
Arsenic	75	50.0	49.09	**98.2**	48.65	**97.3**	49.01	**98.0**	48.01	**96.0**	49.01	**98.0**
Barium	135	50.0	51.85	**103.7**	48.46	**96.9**	49.23	**98.5**	48.49	**97.0**	48.28	**96.6**
Beryllium	9	50.0	51.63	**103.3**	51.98	**104.0**	53.23	**106.5**	51.11	**102.2**	51.47	**102.9**
Cadmium	111	50.0	50.74	**101.5**	50.00	**100.0**	49.86	**99.7**	49.34	**98.7**	48.83	**97.7**
Chromium	52	50.0	48.65	**97.3**	47.77	**95.5**	49.13	**98.3**	48.70	**97.4**	48.44	**96.9**
Cobalt	59	50.0	47.94	**95.9**	49.58	**99.2**	50.68	**101.4**	49.61	**99.2**	48.60	**97.2**
Copper	65	50.0	48.79	**97.6**	49.86	**99.7**	50.41	**100.8**	49.35	**98.7**	47.95	**95.9**
Lead	208	50.0	51.91	**103.8**	49.71	**99.4**	50.25	**100.5**	49.63	**99.3**	49.88	**99.8**
Molybdenum	98	50.0	56.35	**112.7**	44.19	**88.4**	45.80	**91.6**	45.29	**90.6**	50.99	**102.0**
Nickel	60	50.0	47.91	**95.8**	49.40	**98.8**	50.06	**100.1**	49.21	**98.4**	48.09	**96.2**
Selenium	82	50.0	47.66	**95.3**	51.03	**102.1**	50.16	**100.3**	49.86	**99.7**	50.64	**101.3**
Silver	107	50.0	51.12	**102.2**	48.60	**97.2**	50.85	**101.7**	49.33	**98.7**	47.56	**95.1**
Thallium	205	50.0	52.90	**105.8**	50.39	**100.8**	50.73	**101.5**	50.30	**100.6**	50.82	**101.6**
Vanadium	51	50.0	48.17	**96.3**	46.93	**93.9**	48.32	**96.6**	47.87	**95.7**	47.49	**95.0**
Zinc	68	50.0	48.73	**97.5**	50.84	**101.7**	50.58	**101.2**	49.98	**100.0**	49.74	**99.5**

Test America North Canton

Metals Data Reporting Form

Continuing Calibration Verification

Instrument: ICPMS **Units:** ug/L

Chart Number: 121107c.rep **Acceptable Range:** 90% - 110%

Standard Source: _____ **Standard ID:** _____

Element	WL/ Mass	True Conc	QC Std 6 12/11/07 9:00 PM Found	% Rec	QC Std 6 12/11/07 9:49 PM Found	% Rec	QC Std 6 12/11/07 10:38 PM Found	% Rec	QC Std 6 12/11/07 11:03 PM Found	% Rec	QC Std 6 12/11/07 11:52 PM Found	% Rec
Antimony	121	50.0	47.24	**94.5**	47.35	**94.7**	46.84	**93.7**	48.04	**96.1**	47.31	**94.6**
Arsenic	75	50.0	47.55	**95.1**	47.56	**95.1**	48.24	**96.5**	47.94	**95.9**	47.20	**94.4**
Barium	135	50.0	48.49	**97.0**	48.43	**96.9**	48.52	**97.0**	49.25	**98.5**	49.04	**98.1**
Beryllium	9	50.0	51.03	**102.1**	52.75	**105.5**	53.03	**106.1**	51.50	**103.0**	50.34	**100.7**
Cadmium	111	50.0	48.74	**97.5**	48.85	**97.7**	48.57	**97.1**	48.52	**97.0**	48.24	**96.5**
Chromium	52	50.0	48.41	**96.8**	47.84	**95.7**	48.99	**98.0**	48.78	**97.6**	48.29	**96.6**
Cobalt	59	50.0	49.38	**98.8**	48.40	**96.8**	49.69	**99.4**	49.29	**98.6**	48.95	**97.9**
Copper	65	50.0	48.94	**97.9**	47.93	**95.9**	48.63	**97.3**	49.20	**98.4**	48.23	**96.5**
Lead	208	50.0	49.45	**98.9**	49.32	**98.6**	49.77	**99.5**	49.72	**99.4**	49.82	**99.6**
Molybdenum	98	50.0	45.98	**92.0**	44.40	**88.8**	44.47	**88.9**	59.29	**118.6**	42.98	**86.0**
Nickel	60	50.0	49.19	**98.4**	47.72	**95.4**	48.41	**96.8**	50.63	**101.3**	47.99	**96.0**
Selenium	82	50.0	48.57	**97.1**	50.05	**100.1**	49.23	**98.5**	51.09	**102.2**	49.01	**98.0**
Silver	107	50.0	48.51	**97.0**	48.80	**97.6**	47.90	**95.8**	46.28	**92.6**	47.06	**94.1**
Thallium	205	50.0	50.85	**101.7**	50.31	**100.6**	50.34	**100.7**	50.25	**100.5**	50.40	**100.8**
Vanadium	51	50.0	48.08	**96.2**	47.04	**94.1**	47.92	**95.8**	47.60	**95.2**	47.46	**94.9**
Zinc	68	50.0	49.31	**98.6**	49.83	**99.7**	50.00	**100.0**	52.61	**105.2**	49.38	**98.8**

Test America North Canton

Metals Data Reporting Form

Continuing Calibration Verification

Instrument: ICPMS **Units:** ug/L

Chart Number: 121107c.rep **Acceptable Range:** 90% - 110%

Standard Source: _____ **Standard ID:** _____

Element	WL/ Mass	True Conc	QC Std 6 12/12/07 1:21 AM Found	% Rec	QC Std 6 12/12/07 2:19 AM Found	% Rec	QC Std 6 12/12/07 6:56 AM Found	% Rec	QC Std 6 12/12/07 8:06 AM Found	% Rec	Found	% Rec
Antimony	121	50.0	47.89	**95.8**	48.61	**97.2**	48.41	**96.8**	47.87	**95.7**		
Arsenic	75	50.0	47.72	**95.4**	48.41	**96.8**	46.84	**93.7**	47.24	**94.5**		
Barium	135	50.0	47.68	**95.4**	48.32	**96.6**	48.18	**96.4**	47.64	**95.3**		
Beryllium	9	50.0	50.00	**100.0**	52.87	**105.7**	48.42	**96.8**	48.60	**97.2**		
Cadmium	111	50.0	48.38	**96.8**	49.55	**99.1**	48.22	**96.4**	48.55	**97.1**		
Chromium	52	50.0	46.92	**93.8**	47.81	**95.6**	47.08	**94.2**	47.80	**95.6**		
Cobalt	59	50.0	48.04	**96.1**	48.21	**96.4**	46.38	**92.8**	47.29	**94.6**		
Copper	65	50.0	46.20	**92.4**	46.92	**93.8**	44.53	**89.1**	45.37	**90.7**		
Lead	208	50.0	49.98	**100.0**	50.75	**101.5**	50.31	**100.6**	50.48	**101.0**		
Molybdenum	98	50.0	40.66	**81.3**	42.21	**84.4**	40.58	**81.2**	41.22	**82.4**		
Nickel	60	50.0	46.47	**92.9**	46.99	**94.0**	44.55	**89.1**	45.97	**91.9**		
Selenium	82	50.0	52.57	**105.1**	52.31	**104.6**	52.74	**105.5**	52.43	**104.9**		
Silver	107	50.0	45.53	**91.1**	46.41	**92.8**	44.37	**88.7**	44.38	**88.8**		
Thallium	205	50.0	50.45	**100.9**	51.63	**103.3**	51.75	**103.5**	51.27	**102.5**		
Vanadium	51	50.0	46.27	**92.5**	46.87	**93.7**	47.32	**94.6**	47.66	**95.3**		
Zinc	68	50.0	49.73	**99.5**	50.46	**100.9**	48.44	**96.9**	49.28	**98.6**		

Test America North Canton

Metals Data Reporting Form

Initial Calibration Verification Standard

Instrument: ICPMS **Units:** ug/L

Chart Number: 121207a.rep **Acceptable Range:** 90% - 110%

Standard Source: _____ **Standard ID:** _____

Element	WL/ Mass	True Conc	QC Std 1 12/12/07 8:51 AM Found	% Rec	Found	% Rec	Found	% Rec	Found	% Rec	Found	% Rec
Copper	65	25.0	25.12	**100.5**								
Lead	208	25.0	25.49	**102.0**								
Molybdenum	98	25.0	25.89	**103.6**								
Nickel	60	25.0	25.61	**102.4**								
Thallium	205	25.0	26.17	**104.7**								
Zinc	68	25.0	25.22	**100.9**								

Test America North Canton

Metals Data Reporting Form

Continuing Calibration Verification

Instrument: ICPMS **Units:** ug/L

Chart Number: 121207a.rep **Acceptable Range:** 90% - 110%

Standard Source: **Standard ID:**

Element	WL/ Mass	True Conc	QC Std 6 12/12/07 9:19 AM Found	% Rec	QC Std 6 12/12/07 2:10 PM Found	% Rec	QC Std 6 12/12/07 3:07 PM Found	% Rec	QC Std 6 12/12/07 4:01 PM Found	% Rec	QC Std 6 12/12/07 4:55 PM Found	% Rec
Copper	65	50.0	48.76	**97.5**	50.61	**101.2**	50.36	**100.7**	53.19	**106.4**	52.37	**104.7**
Lead	208	50.0	52.40	**104.8**	49.59	**99.2**	49.93	**99.9**	51.78	**103.6**	51.89	**103.8**
Molybdenum	98	50.0	54.57	**109.1**	50.62	**101.2**	50.92	**101.8**	53.30	**106.6**	52.52	**105.0**
Nickel	60	50.0	49.43	**98.9**	50.06	**100.1**	50.28	**100.6**	53.35	**106.7**	52.79	**105.6**
Thallium	205	50.0	52.42	**104.8**	50.63	**101.3**	50.86	**101.7**	52.73	**105.5**	53.01	**106.0**
Zinc	68	50.0	49.43	**98.9**	50.61	**101.2**	50.41	**100.8**	52.52	**105.0**	51.67	**103.3**

Test America North Canton

Metals Data Reporting Form

Continuing Calibration Verification

Instrument: ICPMS **Units:** ug/L

Chart Number: 121207a.rep **Acceptable Range:** 90% - 110%

Standard Source: _____ **Standard ID:** _____

Element	WL/ Mass	True Conc	QC Std 6 12/12/07 5:51 PM Found	% Rec	QC Std 6 12/12/07 6:30 PM Found	% Rec	Found	% Rec	Found	% Rec	Found	% Rec
Copper	65	50.0	52.73	**105.5**	52.36	**104.7**						
Lead	208	50.0	51.65	**103.3**	51.98	**104.0**						
Molybdenum	98	50.0	50.35	**100.7**	51.44	**102.9**						
Nickel	60	50.0	52.98	**106.0**	52.75	**105.5**						
Thallium	205	50.0	52.48	**105.0**	53.08	**106.2**						
Zinc	68	50.0	54.19	**108.4**	52.58	**105.2**						

Test America North Canton

Metals Data Reporting Form

Initial Calibration Verification Standard

Instrument: ICPST **Units:** ug/L

Chart Number: I61204A.ARC **Acceptable Range:** 90% - 110%

Standard Source: Ultra **Standard ID:**

Element	WL/ Mass	True Conc	ICV 12/04/07 7:55 AM Found	% Rec	Found	% Rec	Found	% Rec	Found	% Rec	Found	% Rec
Iron	271.441	12500.0	12974.68	**103.8**								
Manganese	257.61	1000.0	1011.91	**101.2**								

Test America North Canton

Metals Data Reporting Form

Continuing Calibration Verification

Instrument: ICPST **Units:** ug/L

Chart Number: I61204A.ARC **Acceptable Range:** 90% - 110%

Standard Source: Ultra **Standard ID:**

Element	WL/ Mass	True Conc	CCV 12/04/07 8:48 AM Found	% Rec	CCV 12/05/07 7:49 AM Found	% Rec	CCV 12/05/07 9:32 AM Found	% Rec	CCV 12/05/07 10:44 AM Found	% Rec	CCV 12/05/07 12:03 PM Found	% Rec
Iron	271.441	25000.0	26373.94	**105.5**	26496.37	**106.0**	26249.88	**105.0**	26252.25	**105.0**	26382.90	**105.5**
Manganese	257.61	2000.0	2068.04	**103.4**	2078.92	**103.9**	2050.55	**102.5**	2050.82	**102.5**	2065.15	**103.3**

Test America North Canton

Metals Data Reporting Form

Continuing Calibration Verification

Instrument: ICPST **Units:** ug/L

Chart Number: I61204A.ARC **Acceptable Range:** 90% - 110%

Standard Source: Ultra **Standard ID:**

Element	WL/ Mass	True Conc	CCV 12/05/07 1:11 PM Found	% Rec	CCV 12/05/07 2:21 PM Found	% Rec	CCV 12/05/07 3:29 PM Found	% Rec	CCV 12/05/07 4:34 PM Found	% Rec	CCV 12/05/07 5:42 PM Found	% Rec
Iron	271.441	25000.0	26618.62	**106.5**	26526.70	**106.1**	26922.17	**107.7**	26961.31	**107.8**	26982.33	**107.9**
Manganese	257.61	2000.0	2083.80	**104.2**	2077.52	**103.9**	2114.08	**105.7**	2115.40	**105.8**	2114.95	**105.7**

Test America North Canton

Metals Data Reporting Form

Continuing Calibration Verification

Instrument: ICPST **Units:** ug/L

Chart Number: I61204A.ARC **Acceptable Range:** 90% - 110%

Standard Source: Ultra **Standard ID:**

Element	WL/ Mass	True Conc	CCV 12/05/07 6:07 PM Found	% Rec	Found	% Rec	Found	% Rec	Found	% Rec	Found	% Rec
Iron	271.441	25000.0	26737.15	**106.9**								
Manganese	257.61	2000.0	2096.77	**104.8**								

Test America North Canton

Metals Data Reporting Form

Contract Required Detection Limit Standard

Instrument: CVAA **Units:** ug/L

Chart Number: hg11204a.prn **Acceptable Range:** 50% - 150%

Standard Source: Ultra **Standard ID:**

Element	WL/ Mass	True Conc	Ck3CRA\MRL 12/04/07 10:45 AM Found	% Rec	Found	% Rec	Found	% Rec	Found	% Rec	Found	% Rec
Mercury	253.7	0.2	0.13	67.3								

5.21.0

Form 2B Equivalent

Test America North Canton

Metals Data Reporting Form

Contract Required Detection Limit Standard

Instrument: ICPMS **Units:** ug/L

Chart Number: 120707a.rep **Acceptable Range:** 50% - 150%

Standard Source: **Standard ID:**

Element	WL/ Mass	True Conc	QC Std 3 12/07/07 10:12 AM Found	% Rec	Found	% Rec	Found	% Rec	Found	% Rec	Found	% Rec
Antimony	121	2.0	1.94	**96.8**								
Silver	107	0.5	0.54	**108.4**								

Test America North Canton

Metals Data Reporting Form

Contract Required Detection Limit Standard

Instrument: ICPMS **Units:** ug/L

Chart Number: 120707b.rep **Acceptable Range:** 50% - 150%

Standard Source: _____ **Standard ID:** _____

Element	WL/ Mass	True Conc	QC Std 3 12/07/07 3:47 PM Found	% Rec	Found	% Rec	Found	% Rec	Found	% Rec	Found	% Rec
Arsenic	75	2.0	1.72	**85.9**								
Barium	135	1.0	1.01	**101.1**								
Beryllium	9	1.0	0.93	**93.4**								
Cadmium	111	0.5	0.53	**106.9**								
Chromium	52	2.0	2.43	**121.3**								
Cobalt	59	1.0	1.09	**109.3**								
Copper	65	2.0	2.14	**107.2**								
Lead	208	1.0	1.12	**111.8**								
Molybdenu	98	10.0	10.29	**102.9**								
Nickel	60	2.0	2.13	**106.4**								
Selenium	82	2.0	2.14	**107.2**								
Thallium	205	1.0	1.12	**112.1**								
Vanadium	51	5.0	5.38	**107.6**								
Zinc	68	10.0	9.68	**96.8**								

Test America North Canton

Metals Data Reporting Form

Contract Required Detection Limit Standard

Instrument: ICPMS **Units:** ug/L

Chart Number: 121107c.rep **Acceptable Range:** 50% - 150%

Standard Source: _____ **Standard ID:** _____

Element	WL/ Mass	True Conc	QC Std 3 12/11/07 9:40 AM Found	% Rec	Found	% Rec	Found	% Rec	Found	% Rec	Found	% Rec
Antimony	121	2.0	1.59	**79.4**								
Arsenic	75	2.0	1.89	**94.4**								
Barium	135	1.0	1.09	**109.4**								
Beryllium	9	1.0	1.02	**101.6**								
Cadmium	111	0.5	0.55	**110.4**								
Chromium	52	2.0	1.83	**91.3**								
Cobalt	59	1.0	1.05	**105.2**								
Copper	65	2.0	2.14	**107.1**								
Lead	208	1.0	1.03	**103.0**								
Molybdenu	98	10.0	9.85	**98.5**								
Nickel	60	2.0	2.14	**107.2**								
Selenium	82	2.0	1.14	**56.9**								
Silver	107	0.5	0.52	**103.3**								
Thallium	205	1.0	1.10	**110.2**								
Vanadium	51	5.0	4.79	**95.8**								
Zinc	68	10.0	9.08	**90.8**								

Test America North Canton

Metals Data Reporting Form

Contract Required Detection Limit Standard

Instrument: ICPMS **Units:** ug/L

Chart Number: 121207a.rep **Acceptable Range:** 50% - 150%

Standard Source: **Standard ID:**

Element	WL/ Mass	True Conc	QC Std 3 12/12/07 9:00 AM Found	% Rec	Found	% Rec	Found	% Rec	Found	% Rec	Found	% Rec
Copper	65	2.0	2.08	**104.2**								
Lead	208	1.0	1.07	**106.6**								
Molybdenu	98	10.0	10.29	**102.9**								
Nickel	60	2.0	2.12	**106.1**								
Thallium	205	1.0	1.08	**108.4**								
Zinc	68	10.0	9.96	**99.6**								

Test America North Canton

Metals Data Reporting Form

Contract Required Detection Limit Standard

Instrument: ICPST **Units:** ug/L

Chart Number: I61204A.ARC **Acceptable Range:** 50% - 150%

Standard Source: Ultra **Standard ID:**

Element	WL/ Mass	True Conc	CRI/MRL 12/04/07 8:08 AM Found	% Rec	Found	% Rec	Found	% Rec	Found	% Rec	Found	% Rec
Iron	271.441	300.0	310.58	**103.5**								
Manganese	257.61	15.0	15.42	**102.8**								

Test America North Canton

Metals Data Reporting Form

Initial Calibration Blank Results

Instrument: CVAA **Units:** ug/L

Chart Number: hg11204a.prn

Standard Source: _____ **Standard ID:** _____

Element	WL/ Mass	Report Limit	Ck4ICB 12/04/07 10:44 AM Found	Q	Found	Q	Found	Q	Found	Q	Found	Q
Mercury	253.7	0.6	0.1	U								

5.21.0

U Result is less than the IDL

B Result is between IDL and RL

Form 3 Equivalent

Test America North Canton

Metals Data Reporting Form

Continuing Calibration Blank Results

Instrument: CVAA **Units:** ug/L

Chart Number: hg11204a.prn

Standard Source: _____ **Standard ID:** _____

Element	WL/ Mass	Report Limit	Ck1CCB 12/04/07 10:47 AM Found	Q	Ck1CCB 12/04/07 11:02 AM Found	Q	Ck1CCB 12/04/07 11:28 AM Found	Q	Ck1CCB 12/04/07 11:42 AM Found	Q	Ck1CCB 12/04/07 11:55 AM Found	Q
Mercury	253.7	0.6	**-0.1**	**B**	**-0.1**	**B**	0.1	U	0.1	U	0.1	U

5.21.0

U Result is less than the IDL

B Result is between IDL and RL

Form 3 Equivalent

Test America North Canton

Metals Data Reporting Form

Continuing Calibration Blank Results

Instrument: CVAA **Units:** ug/L

Chart Number: hg11204a.prn

Standard Source: _____ **Standard ID:** _____

Element	WL/ Mass	Report Limit	Ck1CCB 12/04/07 12:04 PM Found	Q	Ck1CCB 12/04/07 12:40 PM Found	Q	Ck1CCB 12/04/07 12:48 PM Found	Q	Ck1CCB 12/04/07 12:57 PM Found	Q	Ck1CCB 12/04/07 1:01 PM Found	Q
Mercury	253.7	0.6	**-0.1**	**B**	0.1	U	0.1	U	**-0.1**	**B**	**-0.1**	**B**

U Result is less than the IDL

B Result is between IDL and RL

Form 3 Equivalent

Test America North Canton

Metals Data Reporting Form

Continuing Calibration Blank Results

Instrument: CVAA **Units:** ug/L

Chart Number: hg11204a.prn

Standard Source: _____ **Standard ID:** _____

Element	WL/ Mass	Report Limit	Ck1CCB 12/04/07 2:13 PM Found	Q	Ck1CCB 12/04/07 2:28 PM Found	Q	Ck1CCB 12/04/07 2:41 PM Found	Q	Ck1CCB 12/04/07 2:55 PM Found	Q	Ck1CCB 12/04/07 3:09 PM Found	Q
Mercury	253.7	0.6	0.1	U	0.1	U	0.1	U	0.1	U	0.1	U

5.21.0

U Result is less than the IDL

B Result is between IDL and RL

Form 3 Equivalent

Test America North Canton

Metals Data Reporting Form

Continuing Calibration Blank Results

Instrument: CVAA **Units:** ug/L

Chart Number: hg11204a.prn

Standard Source: _____ **Standard ID:** _____

Element	WL/ Mass	Report Limit	Ck1CCB 12/04/07 3:23 PM Found	Q	Ck1CCB 12/04/07 3:35 PM Found	Q	Found	Q	Found	Q	Found	Q
Mercury	253.7	0.6	**-0.1**	**B**	0.1	U						

U Result is less than the IDL

B Result is between IDL and RL

Test America North Canton

Metals Data Reporting Form

Initial Calibration Blank Results

Instrument: ICPMS **Units:** ug/L

Chart Number: 120707a.rep

Standard Source: _____ **Standard ID:** _____

Element	WL/ Mass	Report Limit	QC Std 2 12/07/07 10:09 AM Found	Q	Found	Q	Found	Q	Found	Q	Found	Q
Antimony	121	2	**0.17**	**B**								
Silver	107	1	0.021	U								

5.21.0

U Result is less than the IDL

B Result is between IDL and RL

Form 3 Equivalent

Test America North Canton

Metals Data Reporting Form

Continuing Calibration Blank Results

Instrument: ICPMS **Units:** ug/L

Chart Number: 120707a.rep

Standard Source: _____ **Standard ID:** _____

Element	WL/ Mass	Report Limit	QC Std 7 12/07/07 10:32 AM Found	Q	QC Std 7 12/07/07 1:12 PM Found	Q	QC Std 7 12/07/07 2:04 PM Found	Q	QC Std 7 12/07/07 2:50 PM Found	Q	QC Std 7 12/07/07 3:08 PM Found	Q
Antimony	121	2	**0.2**	**B**	**0.2**	**B**	**0.18**	**B**	**0.2**	**B**	**0.18**	**B**
Silver	107	1	0.021	U	**0.035**	**B**	**0.043**	**B**	**0.044**	**B**	**0.043**	**B**

5.21.0

U Result is less than the IDL

B Result is between IDL and RL

Form 3 Equivalent

Test America North Canton

Metals Data Reporting Form

Initial Calibration Blank Results

Instrument: ICPMS **Units:** ug/L

Chart Number: 120707b.rep

Standard Source: _____ **Standard ID:** _____

Element	WL/ Mass	Report Limit	~~QC Std 2~~ 12/07/07 3:44 PM Found	Q	Found	Q	Found	Q	Found	Q	Found	Q
Arsenic	75	5	0.27	U								
Barium	135	1	0.021	U								
Beryllium	9	1	0.02	U								
Cadmium	111	1	0.014	U								
Chromium	52	2	**0.11**	**B**								
Cobalt	59	1	0.013	U								
Copper	65	2	0.046	U								
Lead	208	1	**0.017**	**B**								
Molybdenum	98	2	0.66	U								
Nickel	60	1	0.053	U								
Selenium	82	5	1.6	U								
Thallium	205	1	0.023	U								
Vanadium	51	5	0.25	U								
Zinc	68	10	0.12	U								

U Result is less than the IDL

B Result is between IDL and RL

Form 3 Equivalent

Test America North Canton

Metals Data Reporting Form

Continuing Calibration Blank Results

Instrument: ICPMS **Units:** ug/L

Chart Number: 120707b.rep

Standard Source: _____ **Standard ID:** _____

Element	WL/ Mass	Report Limit	QC Std 7 12/07/07 4:23 PM		QC Std 7 12/07/07 5:58 PM		QC Std 7 12/07/07 6:47 PM		QC Std 7 12/07/07 7:33 PM		QC Std 7 12/07/07 8:09 PM	
			Found	Q	Found	Q	Found	Q	Found	Q	Found	Q
Arsenic	75	5	0.27	U	0.27	U	0.27	U	0.27	U	0.27	U
Barium	135	1	0.021	U	**0.026**	**B**	**0.025**	**B**	0.021	U	0.021	U
Beryllium	9	1	0.02	U	**0.021**	**B**	**0.023**	**B**	0.02	U	0.02	U
Cadmium	111	1	0.014	U	**0.021**	**B**	**0.025**	**B**	**0.015**	**B**	**0.023**	**B**
Chromium	52	2	**0.18**	**B**	**0.17**	**B**	**0.2**	**B**	**0.26**	**B**	**0.16**	**B**
Cobalt	59	1	0.013	U	**0.021**	**B**	**0.022**	**B**	**0.016**	**B**	**0.019**	**B**
Copper	65	2	0.046	U	0.046	U	**0.059**	**B**	0.046	U	0.046	U
Lead	208	1	**0.024**	**B**	**0.036**	**B**	**0.033**	**B**	**0.022**	**B**	**0.025**	**B**
Molybdenum	98	2	**1.8**	**B**	**0.68**	**B**	**0.75**	**B**	0.66	U	0.66	U
Nickel	60	1	0.053	U	0.053	U	0.053	U	0.053	U	0.053	U
Selenium	82	5	1.6	U	1.6	U	1.6	U	1.6	U	1.6	U
Thallium	205	1	**0.09**	**B**	**0.032**	**B**	**0.025**	**B**	0.023	U	**0.026**	**B**
Vanadium	51	5	0.25	U	0.25	U	0.25	U	0.25	U	0.25	U
Zinc	68	10	0.12	U	0.12	U	**0.18**	**B**	0.12	U	0.12	U

U Result is less than the IDL

B Result is between IDL and RL

Test America North Canton

Metals Data Reporting Form

Initial Calibration Blank Results

Instrument: ICPMS **Units:** ug/L

Chart Number: 121107c.rep

Standard Source: _____ **Standard ID:** _____

Element	WL/ Mass	Report Limit	QC Std 2 12/11/07 9:07 AM Found	Q	Found	Q	Found	Q	Found	Q	Found	Q
Antimony	121	2	**-0.18**	**B**								
Arsenic	75	5	0.27	U								
Barium	135	1	0.021	U								
Beryllium	9	1	0.02	U								
Cadmium	111	1	0.014	U								
Chromium	52	2	**0.071**	**B**								
Cobalt	59	1	0.013	U								
Copper	65	2	0.046	U								
Lead	208	1	0.015	U								
Molybdenum	98	2	0.66	U								
Nickel	60	1	0.053	U								
Selenium	82	5	1.6	U								
Silver	107	1	0.021	U								
Thallium	205	1	0.023	U								
Vanadium	51	5	0.25	U								
Zinc	68	10	**-0.17**	**B**								

U Result is less than the IDL

B Result is between IDL and RL

Form 3 Equivalent

Test America North Canton

Metals Data Reporting Form

Continuing Calibration Blank Results

Instrument: ICPMS **Units:** ug/L

Chart Number: 121107c.rep

Standard Source: _____ **Standard ID:** _____

Element	WL/ Mass	Report Limit	QC Std 7 12/11/07 10:01 AM		QC Std 7 12/11/07 5:56 PM		QC Std 7 12/11/07 6:51 PM		QC Std 7 12/11/07 7:42 PM		QC Std 7 12/11/07 8:09 PM	
			Found	Q	Found	Q	Found	Q	Found	Q	Found	Q
Antimony	121	2	**-0.19**	**B**	**-0.25**	**B**	**-0.28**	**B**	**-0.26**	**B**	**-0.27**	**B**
Arsenic	75	5	0.27	U	0.27	U	0.27	U	0.27	U	0.27	U
Barium	135	1	0.021	U	0.021	U	0.021	U	0.021	U	0.021	U
Beryllium	9	1	0.02	U	0.02	U	0.02	U	0.02	U	0.02	U
Cadmium	111	1	0.014	U	0.014	U	0.014	U	**0.019**	**B**	0.014	U
Chromium	52	2	0.054	U	**-0.12**	**B**	**-0.062**	**B**	0.054	U	0.054	U
Cobalt	59	1	0.013	U	0.013	U	0.013	U	**0.015**	**B**	0.013	U
Copper	65	2	0.046	U	0.046	U	0.046	U	0.046	U	0.046	U
Lead	208	1	0.015	U	**-0.043**	**B**	**-0.032**	**B**	**-0.021**	**B**	**-0.037**	**B**
Molybdenum	98	2	**1.9**	**B**	0.66	U	0.66	U	0.66	U	**1.6**	**B**
Nickel	60	1	0.053	U	0.053	U	0.053	U	0.053	U	0.053	U
Selenium	82	5	1.6	U	1.6	U	1.6	U	1.6	U	1.6	U
Silver	107	1	0.021	U	0.021	U	0.021	U	0.021	U	0.021	U
Thallium	205	1	**0.087**	**B**	0.023	U	0.023	U	0.023	U	**0.056**	**B**
Vanadium	51	5	0.25	U	**-0.38**	**B**	0.25	U	**-0.35**	**B**	**-0.44**	**B**
Zinc	68	10	**-0.19**	**B**	**0.38**	**B**	0.12	U	0.12	U	**-0.15**	**B**

5.21.0

U Result is less than the IDL

B Result is between IDL and RL

Form 3 Equivalent

Test America North Canton

Metals Data Reporting Form

Continuing Calibration Blank Results

Instrument: ICPMS **Units:** ug/L

Chart Number: 121107c.rep

Standard Source: _____ **Standard ID:** _____

Element	WL/ Mass	Report Limit	QC Std 7 12/11/07 9:06 PM Found	Q	QC Std 7 12/11/07 9:55 PM Found	Q	QC Std 7 12/11/07 10:44 PM Found	Q	QC Std 7 12/11/07 11:09 PM Found	Q	QC Std 7 12/12/07 12:08 AM Found	Q
Antimony	121	2	**-0.28**	**B**	**-0.27**	**B**	**-0.26**	**B**	**-0.26**	**B**	**-0.45**	**B**
Arsenic	75	5	0.27	U	0.27	U	0.27	U	0.27	U	0.27	U
Barium	135	1	0.021	U	0.021	U	0.021	U	**0.045**	**B**	0.021	U
Beryllium	9	1	**0.021**	**B**	0.02	U	0.02	U	0.02	U	0.02	U
Cadmium	111	1	**0.02**	**B**	**0.022**	**B**	**0.023**	**B**	**0.016**	**B**	**0.015**	**B**
Chromium	52	2	**0.13**	**B**	0.054	U	0.054	U	**-0.17**	**B**	**-0.14**	**B**
Cobalt	59	1	0.013	U	**0.013**	**B**	**0.013**	**B**	**0.014**	**B**	0.013	U
Copper	65	2	0.046	U	0.046	U	0.046	U	**0.11**	**B**	0.046	U
Lead	208	1	**-0.021**	**B**	0.015	U	0.015	U	**0.051**	**B**	0.015	U
Molybdenum	98	2	0.66	U	0.66	U	0.66	U	**1.4**	**B**	**-0.73**	**B**
Nickel	60	1	0.053	U	0.053	U	0.053	U	**0.25**	**B**	0.053	U
Selenium	82	5	1.6	U	1.6	U	1.6	U	1.6	U	1.6	U
Silver	107	1	0.021	U	**0.021**	**B**	0.021	U	0.021	U	0.021	U
Thallium	205	1	**0.15**	**B**	**0.077**	**B**	**0.055**	**B**	**0.032**	**B**	0.023	U
Vanadium	51	5	0.25	U	**-0.37**	**B**	0.25	U	0.25	U	**-0.4**	**B**
Zinc	68	10	0.12	U	0.12	U	**0.3**	**B**	**0.33**	**B**	**0.34**	**B**

U Result is less than the IDL

B Result is between IDL and RL

Form 3 Equivalent

Test America North Canton

Metals Data Reporting Form

Continuing Calibration Blank Results

Instrument: ICPMS **Units:** ug/L

Chart Number: 121107c.rep

Standard Source: _____ **Standard ID:** _____

Element	WL/ Mass	Report Limit	QC Std 7 12/12/07 1:27 AM Found	Q	QC Std 7 12/12/07 2:25 AM Found	Q	QC Std 7 12/12/07 7:02 AM Found	Q	QC Std 7 12/12/07 8:18 AM Found	Q	Found	Q
Antimony	121	2	**-0.24**	**B**	**-0.25**	**B**	**-0.23**	**B**	**-0.4**	**B**		
Arsenic	75	5	0.27	U	0.27	U	0.27	U	0.27	U		
Barium	135	1	**0.023**	**B**	**0.026**	**B**	**0.035**	**B**	0.021	U		
Beryllium	9	1	0.02	U	**0.026**	**B**	**0.039**	**B**	0.02	U		
Cadmium	111	1	**0.025**	**B**	**0.029**	**B**	**0.033**	**B**	**0.026**	**B**		
Chromium	52	2	**-0.32**	**B**	**-0.34**	**B**	**-0.47**	**B**	**-0.43**	**B**		
Cobalt	59	1	**0.023**	**B**	**0.027**	**B**	**0.041**	**B**	**0.019**	**B**		
Copper	65	2	0.046	U	0.046	U	0.046	U	0.046	U		
Lead	208	1	0.015	U	0.015	U	**0.022**	**B**	**0.044**	**B**		
Molybdenum	98	2	0.66	U	0.66	U	0.66	U	0.66	U		
Nickel	60	1	0.053	U	0.053	U	0.053	U	0.053	U		
Selenium	82	5	1.6	U	1.6	U	1.6	U	1.6	U		
Silver	107	1	0.021	U	0.021	U	0.021	U	0.021	U		
Thallium	205	1	**0.025**	**B**	**0.028**	**B**	**0.034**	**B**	**0.025**	**B**		
Vanadium	51	5	**-0.44**	**B**	0.25	U	0.25	U	0.25	U		
Zinc	68	10	**0.19**	**B**	0.12	U	**-0.17**	**B**	0.12	U		

U Result is less than the IDL

B Result is between IDL and RL

Form 3 Equivalent

Test America North Canton

Metals Data Reporting Form

Initial Calibration Blank Results

Instrument: ICPMS **Units:** ug/L

Chart Number: 121207a.rep

Standard Source: _____ **Standard ID:** _____

Element	WL/ Mass	Report Limit	QC Std 2 12/12/07 8:57 AM Found	Q	Found	Q	Found	Q	Found	Q	Found	Q
Copper	65	2	0.046	U								
Lead	208	1	0.015	U								
Molybdenum	98	2	**0.7**	**B**								
Nickel	60	1	0.053	U								
Thallium	205	1	0.023	U								
Zinc	68	10	0.12	U								

U Result is less than the IDL

B Result is between IDL and RL

Form 3 Equivalent

Test America North Canton

Metals Data Reporting Form

Continuing Calibration Blank Results

Instrument: ICPMS **Units:** ug/L

Chart Number: 121207a.rep

Standard Source: _____ **Standard ID:** _____

Element	WL/ Mass	Report Limit	QC Std 7 12/12/07 9:28 AM Found	Q	QC Std 7 12/12/07 2:17 PM Found	Q	QC Std 7 12/12/07 3:15 PM Found	Q	QC Std 7 12/12/07 4:08 PM Found	Q	QC Std 7 12/12/07 5:03 PM Found	Q
Copper	65	2	**0.058**	**B**	**0.091**	**B**	**0.087**	**B**	0.046	U	0.046	U
Lead	208	1	**0.017**	**B**	**0.084**	**B**	**0.054**	**B**	**0.028**	**B**	**0.025**	**B**
Molybdenum	98	2	**1.7**	**B**	**0.92**	**B**	**0.92**	**B**	0.66	U	0.66	U
Nickel	60	1	0.053	U	0.053	U	0.053	U	0.053	U	0.053	U
Thallium	205	1	**0.059**	**B**	**0.3**	**B**	**0.12**	**B**	**0.073**	**B**	**0.057**	**B**
Zinc	68	10	0.12	U	**0.47**	**B**	**0.37**	**B**	**0.49**	**B**	**0.3**	**B**

U Result is less than the IDL

B Result is between IDL and RL

Form 3 Equivalent

Test America North Canton

Metals Data Reporting Form

Continuing Calibration Blank Results

Instrument: ICPMS **Units:** ug/L

Chart Number: 121207a.rep

Standard Source: _____ **Standard ID:** _____

Element	WL/ Mass	Report Limit	QC Std 7 12/12/07 5:59 PM Found	Q	QC Std 7 12/12/07 6:38 PM Found	Q	Found	Q	Found	Q	Found	Q
Copper	65	2	0.046	U	0.046	U						
Lead	208	1	0.015	U	0.015	U						
Molybdenum	98	2	0.66	U	**0.8**	**B**						
Nickel	60	1	0.053	U	0.053	U						
Thallium	205	1	**0.028**	**B**	**0.027**	**B**						
Zinc	68	10	**0.32**	**B**	**0.47**	**B**						

U Result is less than the IDL

B Result is between IDL and RL

Form 3 Equivalent

Test America North Canton

Metals Data Reporting Form

Initial Calibration Blank Results

Instrument: ICPST **Units:** ug/L

Chart Number: I61204A.ARC

Standard Source: _____ **Standard ID:** _____

Element	WL/ Mass	Report Limit	ICB 12/04/07 8:03 AM Found	Q	Found	Q	Found	Q	Found	Q	Found	Q
Iron	271.441	100	6.8	U								
Manganese	257.61	15	0.1	U								

U Result is less than the IDL

B Result is between IDL and RL

Form 3 Equivalent

Test America North Canton

Metals Data Reporting Form

Continuing Calibration Blank Results

Instrument: ICPST **Units:** ug/L

Chart Number: I61204A.ARC

Standard Source: _____ **Standard ID:** _____

Element	WL/ Mass	Report Limit	CCB 12/04/07 8:56 AM Found	Q	CCB 12/05/07 7:58 AM Found	Q	CCB 12/05/07 9:40 AM Found	Q	CCB 12/05/07 10:52 AM Found	Q	CCB 12/05/07 12:11 PM Found	Q
Iron	271.441	100	**7.0**	**B**	6.8	U	**7.0**	**B**	6.8	U	6.8	U
Manganese	257.61	15	0.1	U	0.1	U	0.1	U	0.1	U	0.1	U

U Result is less than the IDL

B Result is between IDL and RL

Test America North Canton

Metals Data Reporting Form

Continuing Calibration Blank Results

Instrument: ICPST **Units:** ug/L

Chart Number: I61204A.ARC

Standard Source: _____ **Standard ID:** _____

Element	WL/ Mass	Report Limit	CCB 12/05/07 1:19 PM Found	Q	CCB 12/05/07 2:28 PM Found	Q	CCB 12/05/07 3:36 PM Found	Q	CCB 12/05/07 4:41 PM Found	Q	CCB 12/05/07 5:49 PM Found	Q
Iron	271.441	100	6.8	U	**15.0**	**B**	6.8	U	6.8	U	6.8	U
Manganese	257.61	15	**0.1**	**B**	**0.2**	**B**	0.1	U	0.1	U	0.1	U

U Result is less than the IDL

B Result is between IDL and RL

Test America North Canton

Metals Data Reporting Form

Continuing Calibration Blank Results

Instrument: ICPST **Units:** ug/L

Chart Number: I61204A.ARC

Standard Source: _____ **Standard ID:** _____

Element	WL/ Mass	Report Limit	CCB 12/05/07 6:14 PM Found	Q	Found	Q	Found	Q	Found	Q	Found	Q
Iron	271.441	100	**13.0**	**B**								
Manganese	257.61	15	0.1	U								

5.21.0

U Result is less than the IDL

B Result is between IDL and RL

Form 3 Equivalent

Test America North Canton

Metals Data Reporting Form

Preparation Blank Results

Lab Sample ID: KDC52B

Matrix: Soil **Units:** mg/kg **Prep Date:** 12/04/07 **Prep Batch:** 7338019Hg

Weight: 0.60 **Volume:** 100 **Percent Moisture:** NA

Element	WL/ Mass	IDL	Report Limit	Conc	Q	DF	Instr	Anal Date	Anal Time
Mercury	253.7	0.017	0.10	0.017	U	1	CVAA	12/04/07	15:03

Comments: Lot #: A7L010179

5.21.0

U Result is less than the IDL

B Result is between IDL and RL

Form 3 Equivalent

Test America North Canton

Metals Data Reporting Form

Preparation Blank Results

Lab Sample ID: KDC54B

Matrix: Soil **Units:** mg/kg **Prep Date:** 12/04/07 **Prep Batch:** 7338020Hg

Weight: 0.60 **Volume:** 100 **Percent Moisture:** NA

Element	WL/ Mass	IDL	Report Limit	Conc	Q	DF	Instr	Anal Date	Anal Time
Mercury	253.7	0.017	0.10	0.017	U	1	CVAA	12/04/07	14:31

Comments: Lot #: A7L010179

5.21.0

U Result is less than the IDL

B Result is between IDL and RL

Form 3 Equivalent

Test America North Canton

Metals Data Reporting Form

Preparation Blank Results

Lab Sample ID: KDC52B

Matrix: Soil **Units:** mg/kg **Prep Date:** 12/04/07 **Prep Batch:** 7338019

Weight: 1.00 **Volume:** 100 **Percent Moisture:** NA

Element	WL/ Mass	IDL	Report Limit	Conc	Q	DF	Instr	Anal Date	Anal Time
Antimony	**121**	**0.0048**	**0.20**	**0.019**	**B**	**1**	**ICPMS**	**12/07/07**	**13:18**
Arsenic	75	0.027	0.50	0.027	U	1	ICPMS	12/07/07	18:20
Barium	**135**	**0.0021**	**0.10**	**0.070**	**B**	**1**	**ICPMS**	**12/07/07**	**18:20**
Beryllium	9	0.0020	0.10	0.0020	U	1	ICPMS	12/07/07	18:20
Cadmium	111	0.0014	0.10	0.0014	U	1	ICPMS	12/07/07	18:20
Chromium	**52**	**0.0054**	**0.20**	**0.060**	**B**	**1**	**ICPMS**	**12/07/07**	**18:20**
Cobalt	59	0.0013	0.10	0.0013	U	1	ICPMS	12/07/07	18:20
Copper	**65**	**0.0046**	**0.20**	**0.038**	**B**	**1**	**ICPMS**	**12/07/07**	**18:20**
Iron	**271.441**	**0.68**	**10.0**	**4.9**	**B**	**1**	**ICPST**	**12/05/07**	**11:23**
Lead	**208**	**0.0015**	**0.10**	**0.012**	**B**	**1**	**ICPMS**	**12/07/07**	**18:20**
Manganese	**257.61**	**0.011**	**1.5**	**0.051**	**B**	**1**	**ICPST**	**12/05/07**	**11:23**
Molybdenum	98	0.066	0.20	0.066	U	1	ICPMS	12/07/07	18:20
Nickel	**60**	**0.0053**	**0.10**	**0.032**	**B**	**1**	**ICPMS**	**12/07/07**	**18:20**
Selenium	82	0.16	0.50	0.16	U	1	ICPMS	12/07/07	18:20
Silver	**107**	**0.0021**	**0.10**	**0.0040**	**B**	**1**	**ICPMS**	**12/07/07**	**13:18**
Thallium	205	0.0023	0.10	0.0023	U	1	ICPMS	12/07/07	18:20
Vanadium	**51**	**0.025**	**0.50**	**0.030**	**B**	**1**	**ICPMS**	**12/07/07**	**18:20**
Zinc	**68**	**0.012**	**1.0**	**0.95**	**B**	**1**	**ICPMS**	**12/07/07**	**18:20**

Comments: Lot #: A7L010179

U Result is less than the IDL

B Result is between IDL and RL

Test America North Canton

Metals Data Reporting Form

Preparation Blank Results

Lab Sample ID: KDC54B

Matrix: Soil **Units:** mg/kg **Prep Date:** 12/04/07 **Prep Batch:** 7338020

Weight: 1.00 **Volume:** 100 **Percent Moisture:** NA

Element	WL/ Mass	IDL	Report Limit	Conc	Q	DF	Instr	Anal Date	Anal Time
Antimony	121	0.0048	0.20	-0.034	B	1	ICPMS	12/11/07	20:51
Arsenic	75	0.027	0.50	0.027	U	1	ICPMS	12/11/07	18:12
Barium	**135**	**0.0021**	**0.10**	**0.13**		**1**	**ICPMS**	**12/11/07**	**18:12**
Beryllium	9	0.0020	0.10	-0.0022	B	1	ICPMS	12/11/07	18:12
Cadmium	111	0.0014	0.10	0.0014	U	1	ICPMS	12/11/07	18:12
Chromium	**52**	**0.0054**	**0.20**	**0.011**	**B**	**1**	**ICPMS**	**12/11/07**	**18:12**
Cobalt	59	0.0013	0.10	0.0013	U	1	ICPMS	12/11/07	18:12
Copper	**65**	**0.0046**	**0.20**	**0.051**	**B**	**1**	**ICPMS**	**12/11/07**	**18:12**
Iron	**271.441**	**0.68**	**10.0**	**3.9**	**B**	**1**	**ICPST**	**12/05/07**	**8:36**
Lead	**208**	**0.0015**	**0.10**	**0.0032**	**B**	**1**	**ICPMS**	**12/11/07**	**18:12**
Manganese	**257.61**	**0.011**	**1.5**	**0.075**	**B**	**1**	**ICPST**	**12/05/07**	**8:36**
Molybdenum	98	0.066	0.20	0.066	U	1	ICPMS	12/12/07	14:45
Nickel	**60**	**0.0053**	**0.10**	**0.020**	**B**	**1**	**ICPMS**	**12/11/07**	**18:12**
Selenium	82	0.16	0.50	0.16	U	1	ICPMS	12/11/07	18:12
Silver	**107**	**0.0021**	**0.10**	**0.0026**	**B**	**1**	**ICPMS**	**12/11/07**	**20:51**
Thallium	205	0.0023	0.10	0.0023	U	1	ICPMS	12/11/07	18:12
Vanadium	51	0.025	0.50	-0.071	B	1	ICPMS	12/11/07	18:12
Zinc	**68**	**0.012**	**1.0**	**1.9**		**1**	**ICPMS**	**12/12/07**	**18:24**

Comments: Lot #: A7L010179

5.21.0

U Result is less than the IDL

B Result is between IDL and RL

Form 3 Equivalent

SDG 7L01179

Soil

Affected Analyte	Sample	Reported Result	Qualifier	Interferent	Interferent level in ICS	Conc. ICS	Interferent Level	Est. Interference	Validation Action	Validation Action
Sb	SB-515-0406	0.17		Fe	200000	0.2	28700	0.03	J	na
Ba		7.8			200000	0.8	28700	0.11	na	na
Cd		0.012			200000	0.82	28700	0.12	J BC	na
Cr		9.1			200000	2	28700	0.29	na	na
Co		4.3			200000	0.14	28700	0.02	na	na
Cu		28.7			200000	2	28700	0.29	na	na
Pb		2.8			200000	0.14	28700	0.02	na	na
Mn		106			200000	15	28700	2.15	na	na
Mo		0.16			200000	1420	28700	203.77	J BC	na
Ni		18.7			200000	3	28700	0.43	na	na
Ag		0.087			200000	0.063	28700	0.01	J K	na
Zn		58			200000	3	28700	0.43	na	na
Sb	SB-515-0810	0.11		Fe	200000	0.2	22600	0.02	J BC	na
Ba		10.4			200000	0.8	22600	0.09	na	na
Cd		0.02			200000	0.82	22600	0.09	J K	na
Cr		10.6			200000	2	22600	0.23	na	na
Co		6.2			200000	0.14	22600	0.02	na	na
Cu		11.2			200000	2	22600	0.23	na	na
Pb		3.2			200000	0.14	22600	0.02	na	na
Mn		277			200000	15	22600	1.70	na	na
Mo		0.083			200000	1420	22600	160.46	J BC	na
Ni		11.9			200000	3	22600	0.34	na	na
Ag		0.079			200000	0.063	22600	0.01	na	na
Zn		28.6			200000	3	22600	0.34	na	na
Sb	SB-516-0001	0.23		Fe	200000	0.2	16600	0.02	na	na
Ba		13.7			200000	0.8	16600	0.07	na	na
Cd		0.16			200000	0.82	16600	0.07	J K	na
Cr		11.8			200000	2	16600	0.17	na	na
Co		2.8			200000	0.14	16600	0.01	na	na
Cu		10.3			200000	2	16600	0.17	na	na
Pb		5.7			200000	0.14	16600	0.01	na	na
Mn		69.5			200000	15	16600	1.25	na	na
Mo		0.23			200000	1420	16600	117.86	J BC	na
Ni		10.9			200000	3	16600	0.25	na	na
Ag		0.12			200000	0.063	16600	0.01	na	na
Zn		25.9			200000	3	16600	0.25	na	na

Sb	SB-517-0001	0.18		Fe	200000	0.2	17600	0.02	na	na
Ba		15.1			200000	0.8	17600	0.07	na	na
Cd		0.07			200000	0.82	17600	0.07	XK	na
Cr		9.3			200000	2	17600	0.18	na	na
Co		5.7			200000	0.14	17600	0.01	na	na
Cu		16.5			200000	2	17600	0.18	na	na
Pb		11.4			200000	0.14	17600	0.01	na	na
Mn		65.4			200000	15	17600	1.32	na	na
Mo		0.12			200000	1420	17600	124.96	JBC	na
Ni		13.1			200000	3	17600	0.26	na	na
Ag		0.086			200000	0.063	17600	0.01	na	na
Zn		46.7			200000	3	17600	0.26	na	na

Sb	SB-517-0406	0.26		Fe	200000	0.2	28700	0.03	J	na
Ba		8.2			200000	0.8	28700	0.11	na	na
Cd		0.019			200000	0.82	28700	0.12	XK	na
Cr		7.7			200000	2	28700	0.29	na	na
Co		4.9			200000	0.14	28700	0.02	na	na
Cu		14.7			200000	2	28700	0.29	na	na
Pb		3.5			200000	0.14	28700	0.02	na	na
Mn		93.3			200000	15	28700	2.15	na	na
Mo		0.08	u		200000	1420	28700	203.77	na	na
Ni		16.3			200000	3	28700	0.43	na	na
Ag		0.12			200000	0.063	28700	0.01	na	na
Zn		19.1			200000	3	28700	0.43	na	na

Sb	SB-517-0810	0.2		Fe	200000	0.2	18400	0.02	na	na
Ba		12.9			200000	0.8	18400	0.07	na	na
Cd		0.12			200000	0.82	18400	0.08	XK	na
Cr		11.3			200000	2	18400	0.18	na	na
Co		4.6			200000	0.14	18400	0.01	na	na
Cu		15.2			200000	2	18400	0.18	na	na
Pb		7.9			200000	0.14	18400	0.01	na	na
Mn		53			200000	15	18400	1.38	na	na
Mo		0.3			200000	1420	18400	130.64	XBC	na
Ni		11.2			200000	3	18400	0.28	na	na
Ag		0.073			200000	0.063	18400	0.01	na	na
Zn		41.3			200000	3	18400	0.28	na	na

Sb	SB-518-0001	0.18		Fe	200000	0.2	29900	0.03	J	na
Ba		20.1			200000	0.8	29900	0.12	na	na
Cd		0.022			200000	0.82	29900	0.12	XK	na
Cr		11.5			200000	2	29900	0.30	na	na
Co		3.9			200000	0.14	29900	0.02	na	na

Cu		14.5			200000	2	29900	0.30	na	na
Pb		4.7			200000	0.14	29900	0.02	na	na
Mn		85			200000	15	29900	2.24	na	na
Mo		0.18			200000	1420	29900	212.29	X BC	na
Ni		7.4			200000	3	29900	0.45	na	na
Ag		0.097			200000	0.063	29900	0.01	na	na
Zn		23.6			200000	3	29900	0.45	na	na

Sb	SB-518-0406	0.21		Fe	200000	0.2	23400	0.02	J	na
Ba		13.3			200000	0.8	23400	0.09	na	na
Cd		0.15			200000	0.82	23400	0.10	X K	na
Cr		13.2			200000	2	23400	0.23	na	na
Co		3.7			200000	0.14	23400	0.02	na	na
Cu		16.2			200000	2	23400	0.23	na	na
Pb		4			200000	0.14	23400	0.02	na	na
Mn		45.5			200000	15	23400	1.76	na	na
Mo		0.19			200000	1420	23400	166.14	X BC	na
Ni		9.3			200000	3	23400	0.35	na	na
Ag		0.088			200000	0.063	23400	0.01	na	na
Zn		26.7			200000	3	23400	0.35	na	na

Sb	SB-518-0810	0.037		Fe	200000	0.2	8620	0.01	X BC	na
Ba		4.3			200000	0.8	8620	0.03	na	na
Cd		0.0051			200000	0.82	8620	0.04	X K	na
Cr		4.4			200000	2	8620	0.09	na	na
Co		2.8			200000	0.14	8620	0.01	na	na
Cu		6.7			200000	2	8620	0.09	na	na
Pb		2			200000	0.14	8620	0.01	na	na
Mn		28.1			200000	15	8620	0.65	na	na
Mo		0.086	u		200000	1420	8620	61.20	na	na
Ni		3.8			200000	3	8620	0.13	na	na
Ag		0.036			200000	0.063	8620	0.00	na	na
Zn		19.8			200000	3	8620	0.13	na	na

Sb	SB-519-0001	0.12		Fe	200000	0.2	14600	0.01	J	na
Ba		16			200000	0.8	14600	0.06	na	na
Cd		0.019			200000	0.82	14600	0.06	X K	na
Cr		10.5			200000	2	14600	0.15	na	na
Co		3.8			200000	0.14	14600	0.01	na	na
Cu		11.2			200000	2	14600	0.15	na	na
Pb		3.9			200000	0.14	14600	0.01	na	na
Mn		74.9			200000	15	14600	1.10	na	na
Mo		0.16			200000	1420	14600	103.66	J BC	na
Ni		8.1			200000	3	14600	0.22	na	na

Ag		0.086			200000	0.063	14600	0.00	na	na
Zn		17.3			200000	3	14600	0.22	na	na

Sb	SB-519-0406	0.18		Fe	200000	0.2	18300	0.02	J	na
Ba		10.9			200000	0.8	18300	0.07	na	na
Cd		0.037			200000	0.82	18300	0.08	XK	na
Cr		7.7			200000	2	18300	0.18	na	na
Co		2.8			200000	0.14	18300	0.01	na	na
Cu		10.2			200000	2	18300	0.18	na	na
Pb		3.4			200000	0.14	18300	0.01	na	na
Mn		26.1			200000	15	18300	1.37	na	na
Mo		0.093			200000	1420	18300	129.93	XBC	na
Ni		9.7			200000	3	18300	0.27	na	na
Ag		0.087			200000	0.063	18300	0.01	na	na
Zn		20.2			200000	3	18300	0.27	na	na

Sb	SB-519-0810	0.078		Fe	200000	0.2	9720	0.01	XBC	na
Ba		1.6			200000	0.8	9720	0.04	na	na
Cd		0.0092			200000	0.82	9720	0.04	XBC	na
Cr		4.5			200000	2	9720	0.10	na	na
Co		1.6			200000	0.14	9720	0.01	na	na
Cu		12.4			200000	2	9720	0.10	na	na
Pb		1.2			200000	0.14	9720	0.01	na	na
Mn		21.3			200000	15	9720	0.73	na	na
Mo		0.089			200000	1420	9720	69.01	XBC	na
Ni		2.6			200000	3	9720	0.15	na	na
Ag		0.047			200000	0.063	9720	0.00	na	na
Zn		~~0.014~~ 13.1			200000	3	9720	~~0.15~~ 0.2	X	na

Sb	SB-520-0001	0.22		Fe	200000	0.2	17800	0.02	na	na
Ba		9			200000	0.8	17800	0.07	na	na
Cd		0.029			200000	0.82	17800	0.07	XK	na
Cr		7.5			200000	2	17800	0.18	na	na
Co		4.6			200000	0.14	17800	0.01	na	na
Cu		10.8			200000	2	17800	0.18	na	na
Pb		5.3			200000	0.14	17800	0.01	na	na
Mn		41.7			200000	15	17800	1.34	na	na
Mo		0.64			200000	1420	17800	126.38	J	na
Ni		10.2			200000	3	17800	0.27	na	na
Ag		0.065			200000	0.063	17800	0.01	na	na
Zn		23.2			200000	3	17800	0.27	na	na

Sb	SB-520-0406	0.082		Fe	200000	0.2	14200	0.01	XBC	na

Ba		9			200000	0.8	14200	0.06	na	na
Cd		0.031			200000	0.82	14200	0.06	XK	na
Cr		9.4			200000	2	14200	0.14	na	na
Co		5.3			200000	0.14	14200	0.01	na	na
Cu		7.5			200000	2	14200	0.14	na	na
Pb		3.6			200000	0.14	14200	0.01	na	na
Mn		41.7			200000	15	14200	1.07	na	na
Mo		0.094			200000	1420	14200	100.82	XBC	na
Ni		14.4			200000	3	14200	0.21	na	na
Ag		0.067			200000	0.063	14200	0.00	na	na
Zn		30.4			200000	3	14200	0.21	na	na

Sb	SB-520-0810	0.13		Fe	200000	0.2	13500	0.01	J	na
Ba		6.7			200000	0.8	13500	0.05	na	na
Cd		0.031			200000	0.82	13500	0.06	XK	na
Cr		6.6			200000	2	13500	0.14	na	na
Co		3.6			200000	0.14	13500	0.01	na	na
Cu		8.4			200000	2	13500	0.14	na	na
Pb		2.5			200000	0.14	13500	0.01	na	na
Mn		32			200000	15	13500	1.01	na	na
Mo		0.14			200000	1420	13500	95.85	XBC	na
Ni		8.3			200000	3	13500	0.20	na	na
Ag		0.049			200000	0.063	13500	0.00	na	na
Zn		21			200000	3	13500	0.20	na	na

Sb	DUP-05	0.14		Fe	200000	0.2	9200	0.01	na	na
Ba		32.5			200000	0.8	9200	0.04	na	na
Cd		0.067			200000	0.82	9200	0.04	XK	na
Cr		9.1			200000	2	9200	0.09	na	na
Co		2.1			200000	0.14	9200	0.01	na	na
Cu		9.2			200000	2	9200	0.09	na	na
Pb		7.7			200000	0.14	9200	0.01	na	na
Mn		146			200000	15	9200	0.69	na	na
Mo		0.31			200000	1420	9200	65.32	XBC	na
Ni		6.8			200000	3	9200	0.14	na	na
Ag		0.07			200000	0.063	9200	0.00	na	na
Zn		15.7			200000	3	9200	0.14	na	na

Sb	DUP-06	0.18		Fe	200000	0.2	33200	0.03	J	na
Ba		11.3			200000	0.8	33200	0.13	na	na
Cd		0.12			200000	0.82	33200	0.14	XK	na
Cr		10.7			200000	2	33200	0.33	na	na
Co		6.5			200000	0.14	33200	0.02	na	na
Cu		10.4			200000	2	33200	0.33	na	na

Pb		3.6			200000	0.14	33200	0.02	na	na
Mn		186			200000	15	33200	2.49	na	na
Mo		0.15			200000	1420	33200	235.72	X BL	na
Ni		14.3			200000	3	33200	0.50	na	na
Ag		0.086			200000	0.063	33200	0.01	X K	na
Zn		37.7			200000	3	33200	0.50	na	na

Sb	DUP-04	0.14		Fe	200000	-0.34	17800	-0.03	X L	na
Ba		6			200000	0.73	17800	0.06	na	na
Cd		0.017			200000	0.65	17800	0.06	X BL	na
Cr		10.1			200000	1	17800	0.09	na	na
Co		2			200000	0.11	17800	0.01	na	na
Cu		6.8			200000	2	17800	0.18	na	na
Mn		23			200000	15	17800	1.34	na	na
Mo		0.11			200000	943	17800	83.93	X BL	na
Ni		7.9			200000	3	17800	0.27	na	na
Ag		0.12			200000	0.085	17800	0.01	na	na
Zn		11.2			200000	2	17800	0.18	na	na

Sb	SB-509-0001	0.031		Fe	200000	-0.34	10400	-0.02	X L	na
Ba		12.5			200000	0.73	10400	0.04	na	na
Cd		0.012			200000	0.65	10400	0.03	X BL	na
Cr		6.3			200000	1	10400	0.05	na	na
Co		3.9			200000	0.11	10400	0.01	na	na
Cu		4.9			200000	2	10400	0.10	na	na
Mn		27.4			200000	15	10400	0.78	na	na
Mo		0.16			200000	914	10400	47.53	X BL	na
Ni		3.2			200000	3	10400	0.16	na	na
Ag		0.031			200000	0.085	10400	0.00	X K	na
Zn		11.1			200000	2	10400	0.10	na	na

Sb	SB-509-0406	0.059		Fe	200000	-0.34	10300	-0.02	X L	na
Ba		8.9			200000	0.73	10300	0.04	na	na
Cd		0.016			200000	0.65	10300	0.03	X BL	na
Cr		10			200000	1	10300	0.05	na	na
Co		2.3			200000	0.11	10300	0.01	na	na
Cu		11.3			200000	2	10300	0.10	na	na
Mn		27.1			200000	15	10300	0.77	na	na
Mo		0.1			200000	943	10300	48.56	X BL	na
Ni		5.4			200000	3	10300	0.15	na	na
Ag		0.042			200000	0.085	10300	0.00	X K	na
Zn		10.7			200000	2	10300	0.10	na	na

Sb	SB-509-0810	0.12		Fe	200000	-0.34	10200	-0.02	L X	na
Ba		5.7			200000	0.73	10200	0.04	na	na
Cd		0.0087			200000	0.65	10200	0.03	X	na
Cr		8.3			200000	1	10200	0.05	na	na
Co		2.3			200000	0.11	10200	0.01	na	na
Cu		6.7			200000	2	10200	0.10	na	na
Mn		25.9			200000	15	10200	0.77	na	na
Mo		0.27			200000	943	10200	48.09	X	na
Ni		3.9			200000	3	10200	0.15	na	na
Ag		0.032			200000	0.085	10200	0.00	X	na
Zn		6			200000	2	10200	0.10	na	na

Sb	SB-510-0001	0.29		Fe	200000	-0.34	13400	-0.02	na	na
Ba		12.2			200000	0.73	13400	0.05	na	na
Cd		0.036			200000	0.65	13400	0.04	X	na
Cr		10.1			200000	1	13400	0.07	na	na
Co		3.9			200000	0.11	13400	0.01	na	na
Cu		27.9			200000	2	13400	0.13	na	na
Mn		83.4			200000	15	13400	1.01	na	na
Mo		3.2			200000	943	13400	63.18	X	na
Ni		11.1			200000	3	13400	0.20	na	na
Ag		0.058			200000	0.085	13400	0.01	na	na
Zn		12.6			200000	2	13400	0.13	na	na

Sb	SB-510-0406	0.13		Fe	200000	-0.34	15200	-0.03	L X	na
Ba		7.1			200000	0.73	15200	0.06	na	na
Cd		0.018			200000	0.65	15200	0.05	X	na
Cr		8.5			200000	1	15200	0.08	na	na
Co		1.2			200000	0.11	15200	0.01	na	na
Cu		5.5			200000	2	15200	0.15	na	na
Mn		27.1			200000	15	15200	1.14	na	na
Mo		0.076	u		200000	943	15200	71.67	na	na
Ni		4			200000	3	15200	0.23	na	na
Ag		0.061			200000	0.085	15200	0.01	X	na
Zn		5.9			200000	2	15200	0.15	na	na

Sb	SB-510-0810	0.17		Fe	200000	-0.34	20900	-0.04	X	na
Ba		7.8			200000	0.73	20900	0.08	na	na
Cd		0.03			200000	0.65	20900	0.07	X	na
Cr		11.7			200000	1	20900	0.10	na	na
Co		1.9			200000	0.11	20900	0.01	na	na
Cu		6.7			200000	2	20900	0.21	na	na
Mn		73.6			200000	15	20900	1.57	na	na
Mo		0.16			200000	943	20900	98.54	X	na

Ni		6.5			200000	3	20900	0.31	na	na
Ag		0.069			200000	0.085	20900	0.01	XK	na
Zn		9.8			200000	2	20900	0.21	na	na

Sb	SB-511-0001	0.23		Fe	200000	-0.34	24400	-0.04	XL	na
Ba		15.1			200000	0.73	24400	0.09	na	na
Cd		0.029			200000	0.65	24400	0.08	XK	na
Cr		15.5			200000	1	24400	0.12	na	na
Co		4.2			200000	0.11	24400	0.01	na	na
Cu		16.9			200000	2	24400	0.24	na	na
Pb		6.8			200000	0.043	24400	0.01	na	na
Mn		53.7			200000	15	24400	1.83	na	na
Mo		0.091			200000	914	24400	111.51	XBL	na
Ni		16.3			200000	3	24400	0.37	na	na
Ag		0.099			200000	0.085	24400	0.01	J	na
Zn		20.5			200000	2	24400	0.24	na	na

Sb	SB-512-0001	0.083		Fe	200000	-0.34	13200	-0.02	XL	na
Ba		15.8			200000	0.73	13200	0.05	na	na
Cd		0.093			200000	0.65	13200	0.04	XK	na
Cr		11.4			200000	1	13200	0.07	na	na
Co		3.7			200000	0.11	13200	0.01	na	na
Cu		11.4			200000	2	13200	0.13	na	na
Mn		66.5			200000	15	13200	0.99	na	na
Mo		0.31			200000	914	13200	60.32	XBL	na
Ni		8.7			200000	3	13200	0.20	na	na
Ag		0.06			200000	0.085	13200	0.01	na	na
Zn		16.7			200000	2	13200	0.13	na	na

Sb	SB-512-0406	0.15		Fe	200000	-0.34	15200	-0.03	XL	na
Ba		12.5			200000	0.73	15200	0.06	na	na
Cd		0.019			200000	0.65	15200	0.05	XK	na
Cr		8.5			200000	1	15200	0.08	na	na
Co		3			200000	0.11	15200	0.01	na	na
Cu		10.3			200000	2	15200	0.15	na	na
Pb		3.6			200000	0.043	15200	0.00	na	na
Mn		33.5			200000	15	15200	1.14	na	na
Mo		0.08			200000	943	15200	71.67	XBL	na
Ni		11.5			200000	2	15200	0.15	na	na
Ag		0.066			200000	0.085	15200	0.01	na	na
Zn		12			200000	2	15200	0.15	na	na

Sb	SB-512-0810	0.083		Fe	200000	-0.34	9820	-0.02	XL	na

Ba		17.9			200000	0.73	9820	0.04	na	na
Cd		0.55			200000	0.65	9820	0.03	na	na
Cr		8.9			200000	1	9820	0.05	na	na
Co		2.2			200000	0.11	9820	0.01	na	na
Cu		11.3			200000	2	9820	0.10	na	na
Mn		68.2			200000	15	9820	0.74	na	na
Mo		0.28			200000	943	9820	46.30	XBC	na
Ni		8			200000	3	9820	0.15	na	na
Ag		0.057			200000	0.085	9820	0.00	na	na
Zn		13.5			200000	2	9820	0.10	na	na

Sb	SB-513-0001	0.18		Fe	200000	-0.34	13800	-0.02	L XQR	na
Ba		26.4			200000	0.73	13800	0.05	na	na
Cd		0.11			200000	0.65	13800	0.04	XK	na
Cr		12.7			200000	1	13800	0.07	na	na
Co		3.9			200000	0.11	13800	0.01	na	na
Cu		7.1			200000	2	13800	0.14	na	na
Mn		122			200000	15	13800	1.04	na	na
Mo		0.077	u		200000	914	13800	63.07	na	na
Ni		6.5			200000	3	13800	0.21	na	na
Ag		0.06			200000	0.085	13800	0.01	na	na
Zn		23.2			200000	2	13800	0.14	na	na

Sb	SB-513-0406	0.056		Fe	200000	-0.34	8600	-0.01	L XQR	na
Ba		8.9			200000	0.73	8600	0.03	na	na
Cd		0.009			200000	0.65	8600	0.03	XBC	na
Cr		7.8			200000	1	8600	0.04	na	na
Co		4			200000	0.11	8600	0.00	na	na
Cu		3.5			200000	2	8600	0.09	na	na
Mn		47			200000	15	8600	0.65	na	na
Mo		0.094			200000	914	8600	39.30	XBC	na
Ni		2.8			200000	3	8600	0.13	na	na
Ag		0.03			200000	0.085	8600	0.00	AK	na
Zn		9.3			200000	2	8600	0.09	na	na

Sb	SB-514-0001	0.098		Fe	200000	-0.34	16100	-0.03	XL	na
Ba		20.4			200000	0.73	16100	0.06	na	na
Cd		0.78			200000	0.65	16100	0.05	na	na
Cr		15.8			200000	1	16100	0.08	na	na
Co		17.5			200000	0.11	16100	0.01	na	na
Cu		22.8			200000	2	16100	0.16	na	na
Mn		133			200000	15	16100	1.21	na	na
Mo		0.081			200000	914	16100	73.58	XBC	na
Ni		15.4			200000	3	16100	0.24	na	na

Ag		0.079			200000	0.085	16100	0.01	na	na
Zn		47.3			200000	2	16100	0.16	na	na

Sb	SB-514-0406	0.092		Fe	200000	-0.34	16100	-0.03	L X	na
Ba		12.4			200000	0.73	16100	0.06	na	na
Cd		0.029			200000	0.65	16100	0.05	X K	na
Cr		11.7			200000	1	16100	0.08	na	na
Co		9.1			200000	0.11	16100	0.01	na	na
Cu		16.1			200000	2	16100	0.16	na	na
Mn		280			200000	15	16100	1.21	na	na
Mo		0.08	u		200000	914	16100	73.58	na	na
Ni		16.7			200000	3	16100	0.24	na	na
Ag		0.089			200000	0.085	16100	0.01	na	na
Zn		35.3			200000	2	16100	0.16	na	na

Sb	SB-514-0810	0.22		Fe	200000	-0.34	51200	-0.09	L X	na
Ba		11.6			200000	0.73	51200	0.19	na	na
Cd		0.024			200000	0.65	51200	0.17	X K	na
Cr		11.1			200000	1	51200	0.26	na	na
Co		8.8			200000	0.11	51200	0.03	na	na
Cu		11.7			200000	2	51200	0.51	na	na
Mn		225			200000	15	51200	3.84	na	na
Mo		0.09			200000	914	51200	233.98	X BC	na
Ni		15.9			200000	3	51200	0.77	na	na
Ag		0.11			200000	0.085	51200	0.02	X K	na
Zn		62.3			200000	2	51200	0.51	na	na

Sb	SB-515-0001	0.29		Fe	200000	-0.34	11900	-0.02	na	na
Ba		24.1			200000	0.73	11900	0.04	na	na
Cd		0.45			200000	0.65	11900	0.04	na	na
Cr		11.3			200000	1	11900	0.06	na	na
Co		4.1			200000	0.11	11900	0.01	na	na
Cu		12.5			200000	2	11900	0.12	na	na
Mn		152			200000	15	11900	0.89	na	na
Mo		0.094			200000	914	11900	54.38	X BC	na
Ni		11.8			200000	3	11900	0.18	na	na
Ag		0.12			200000	0.085	11900	0.01	na	na
Zn		57			200000	2	11900	0.12	na	na

Test America North Canton

Metals Data Reporting Form

Interference Check Standard A

Instrument: ICPMS **Units:** ug/L

Chart Number: 120707a.rep **Acceptable Range:** 0% - 0%

Standard Source: _____ **Standard ID:** _____

Element	WL/ Mass	Reporting Limit	True Conc	QC Std 4 12/07/07 10:15 AM Found	Found	Found	Found	Found
Antimony	121	2		0.200				
Silver	107	1		0.063				

Batch 7338019

5.21.0

U Result is less than the IDL

B Result is between IDL and RL

Form 4 Equivalent

Test America North Canton

Metals Data Reporting Form

Interference Check Standard AB

Instrument: ICPMS **Units:** ug/L

Chart Number: 120707a.rep **Acceptable Range:** 50% - 150%

Standard Source: **Standard ID:**

Element	WL/ Mass	True Conc	QC Std 5 12/07/07 10:19 AM Found	% Rec	Found	% Rec	Found	% Rec	Found	% Rec	Found	% Rec
Antimony	121	100	112.1	**112.1**								
Silver	107	100	101.8	**101.8**								

N Spike recovery failed
NC Percent recovery was not calculated
U Result is less than the IDL

Test America North Canton

Metals Data Reporting Form

Interference Check Standard A

Instrument: ICPMS **Units:** ug/L

Chart Number: 120707b.rep **Acceptable Range:** 0% - 0%

Standard Source: _____ **Standard ID:** _____

Element	WL/ Mass	Reporting Limit	True Conc	QC Std 4 12/07/07 3:51 PM Found	Found	Found	Found	Found
Arsenic	75	5		0.180				
Barium	135	1		0.800				
Beryllium	9	1		0.004				
Cadmium	111	1		0.820				
Chromium	52	2		2				
Cobalt	59	1		0.140				
Copper	65	2		2				
Lead	208	1		0.140				
Molybdenum	98	2	1000	1420				
Nickel	60	1		3				
Selenium	82	5		0.058				
Thallium	205	1		0.005				
Vanadium	51	5		0.340				
Zinc	68	10		3				

Batch 7338019

Test America North Canton

Metals Data Reporting Form

Interference Check Standard AB

Instrument: ICPMS **Units:** ug/L

Chart Number: 120707b.rep **Acceptable Range:** 50% - 150%

Standard Source: _____ **Standard ID:** _____

Element	WL/ Mass	True Conc	QC Std 5 12/07/07 4:06 PM Found	% Rec	Found	% Rec	Found	% Rec	Found	% Rec	Found	% Rec
Arsenic	75	100	96.8	**96.8**								
Barium	135	100	96.3	**96.3**								
Beryllium	9	100	98.3	**98.3**								
Cadmium	111	100	96.1	**96.1**								
Chromium	52	100	100.9	**100.9**								
Cobalt	59	100	92.8	**92.8**								
Copper	65	100	89.3	**89.3**								
Lead	208	100	98.8	**98.8**								
Molybdenum	98	1000	1473.9	**147.4**								
Nickel	60	100	93.0	**93.0**								
Selenium	82	100	98.9	**98.9**								
Thallium	205	100	95.2	**95.2**								
Vanadium	51	100	96.8	**96.8**								
Zinc	68	100	92.5	**92.5**								

N Spike recovery failed
NC Percent recovery was not calculated
U Result is less than the IDL

Form 4 Equivalent

Test America North Canton

Metals Data Reporting Form

Interference Check Standard A

Instrument: ICPMS **Units:** ug/L

Chart Number: 121107c.rep **Acceptable Range:** 0% - 0%

Standard Source: _____ **Standard ID:** _____

Element	WL/ Mass	Reporting Limit	True Conc	QC Std 4 12/11/07 9:44 AM Found	QC Std 4 12/11/07 7:49 PM Found	Found	Found	Found
Antimony	121	2		-0.140	-0.340			
Arsenic	75	5		-0.130	0.210			
Barium	135	1		0.650	0.730			
Beryllium	9	1		-0.025	-0.017			
Cadmium	111	1		0.300	0.650			
Chromium	52	2		1	0.940			
Cobalt	59	1		0.095	0.110			
Copper	65	2		2	2			
Lead	208	1		-0.004	-0.005			
Molybdenum	98	2	1000	914	855			
Nickel	60	1		2	3			
Selenium	82	5		-0.820	-0.390			
Silver	107	1		0.023	0.085			
Thallium	205	1		-0.007	-0.013			
Vanadium	51	5		-0.090	-0.480			
Zinc	68	10		2	2			

Batch 7338020

5.21.0

U Result is less than the IDL

B Result is between IDL and RL

Form 4 Equivalent

Test America North Canton

Metals Data Reporting Form

Interference Check Standard AB

Instrument: ICPMS **Units:** ug/L

Chart Number: 121107c.rep **Acceptable Range:** 50% - 150%

Standard Source: _____ **Standard ID:** _____

Element	WL/ Mass	True Conc	QC Std 5 12/11/07 9:48 AM Found	% Rec	QC Std 5 12/11/07 7:56 PM Found	% Rec	Found	% Rec	Found	% Rec	Found	% Rec
Antimony	121	100	108.9	**108.9**	108.4	**108.4**						
Arsenic	75	100	98.3	**98.3**	97.5	**97.5**						
Barium	135	100	105.1	**105.1**	100.2	**100.2**						
Beryllium	9	100	104.4	**104.4**	103.8	**103.8**						
Cadmium	111	100	100.2	**100.2**	99.9	**99.9**						
Chromium	52	100	92.3	**92.3**	92.5	**92.5**						
Cobalt	59	100	95.9	**95.9**	100.2	**100.2**						
Copper	65	100	95.8	**95.8**	99.3	**99.3**						
Lead	208	100	98.3	**98.3**	96.7	**96.7**						
Molybdenum	98	1000	1012.4	**101.2**	917.0	**91.7**						
Nickel	60	100	95.4	**95.4**	99.4	**99.4**						
Selenium	82	100	101.2	**101.2**	108.8	**108.8**						
Silver	107	100	96.7	**96.7**	93.0	**93.0**						
Thallium	205	100	97.8	**97.8**	94.8	**94.8**						
Vanadium	51	100	90.5	**90.5**	87.7	**87.7**						
Zinc	68	100	96.3	**96.3**	100.7	**100.7**						

Test America North Canton

Metals Data Reporting Form

Interference Check Standard A

Instrument: ICPMS **Units:** ug/L

Chart Number: 121207a.rep **Acceptable Range:** 0% - 0%

Standard Source: _____ **Standard ID:** _____

Element	WL/ Mass	Reporting Limit	True Conc	QC Std 4 12/12/07 9:04 AM Found	Found	Found	Found	Found
Copper	65	2		2				
Lead	208	1		0.043				
Molybdenum	98	2	1000	943				
Nickel	60	1		2				
Thallium	205	1		0.000				
Zinc	68	10		2				

Batch
7338020

5.21.0

U Result is less than the IDL
B Result is between IDL and RL

Form 4 Equivalent

Test America North Canton

Metals Data Reporting Form

Interference Check Standard AB

Instrument: ICPMS **Units:** ug/L

Chart Number: 121207a.rep **Acceptable Range:** 50% - 150%

Standard Source: **Standard ID:**

Element	WL/ Mass	True Conc	QC Std 5 12/12/07 9:09 AM Found	% Rec	Found	% Rec	Found	% Rec	Found	% Rec	Found	% Rec
Copper	65	100	98.4	**98.4**								
Lead	208	100	101.2	**101.2**								
Molybdenum	98	1000	1060.7	**106.1**								
Nickel	60	100	98.7	**98.7**								
Thallium	205	100	99.0	**99.0**								
Zinc	68	100	100.3	**100.3**								

Test America North Canton

Metals Data Reporting Form

Interference Check Standard A

Instrument: ICPST **Units:** ug/L

Chart Number: I61204A.ARC **Acceptable Range:** 80% - 120%

Standard Source: Ultra **Standard ID:**

Element	WL/ Mass	Reporting Limit	True Conc	ICSA 12/04/07 8:36 AM Found	Found	Found	Found	Found
Iron	271.441		200000	200000				
Manganese	257.61	15		15				

Batch 7338019
7338020

5.21.0

U Result is less than the IDL
B Result is between IDL and RL

Form 4 Equivalent

Test America North Canton

Metals Data Reporting Form

Interference Check Standard AB

Instrument: ICPST **Units:** ug/L

Chart Number: I61204A.ARC **Acceptable Range:** 80% - 120%

Standard Source: Ultra **Standard ID:**

Element	WL/ Mass	True Conc	ICSAB 12/04/07 8:41 AM Found	% Rec	Found	% Rec	Found	% Rec	Found	% Rec	Found	% Rec
Iron	271.441	200000	199040.3	**99.5**								
Manganese	257.61	500	499.0	**99.8**								

5.21.0

N Spike recovery failed
NC Percent recovery was not calculated
U Result is less than the IDL

Form 4 Equivalent

Test America North Canton

Metals Data Reporting Form

Matrix Spike Sample Results

Spike Sample ID: KC9Q2S

Original Sample ID: KC9Q2 **Client ID:** SB-515-0406S

Matrix: Soil **Units:** mg/kg **Prep Date:** 12/04/07 **Prep Batch:** 7338019

Weight: 1.00 **Volume:** 100 **Percent Moisture:** 17.426

Element	WL/ Mass	OS Conc	Q	MS Conc	Q	Spike Level	% Rec	OS DF	MS DF	Instr	OS Anal Date	OS Anal Time	MS Anal Date	MS Anal Time
Antimony	121	0.17	B	39.0	N	60.552	64.1	1	10	ICPMS	12/07/07	13:26	12/07/07	13:33
Arsenic	75	0.62		5.4		12.110	39.4	1	1	ICPMS	12/07/07	18:28	12/07/07	18:35
Barium	135	7.8		20.4		12.110	103.6	1	1	ICPMS	12/07/07	18:28	12/07/07	18:35
Beryllium	9	3.3		13.6		12.110	84.9	1	1	ICPMS	12/07/07	18:28	12/07/07	18:35
Cadmium	111	0.012	B	9.7		12.110	79.8	1	1	ICPMS	12/07/07	18:28	12/07/07	18:35
Chromium	52	9.1		17.4		12.110	69.0	1	1	ICPMS	12/07/07	18:28	12/07/07	18:35
Cobalt	59	4.3		12.5		12.110	67.7	1	1	ICPMS	12/07/07	18:28	12/07/07	18:35
Copper	65	28.7		34.4		12.110	47.0	1	1	ICPMS	12/07/07	18:28	12/07/07	18:35
Iron	271.4	28700		25600	NC	121.10		1	1	ICPST	12/05/07	11:34	12/05/07	12:16
Lead	208	2.8		12.7		24.221	40.8	1	1	ICPMS	12/07/07	18:28	12/07/07	18:35
Manganese	257.6	106		140	N	60.552	56.8	1	1	ICPST	12/05/07	11:34	12/05/07	12:16
Molybdenum	98	0.16	B	7.7		12.110	62.3	1	1	ICPMS	12/07/07	18:28	12/07/07	18:35
Nickel	60	18.7		26.3		12.110	62.5	1	1	ICPMS	12/07/07	18:28	12/07/07	18:35
Selenium	82	0.19	U	3.7	N	12.110	30.8	1	1	ICPMS	12/07/07	18:28	12/07/07	18:35
Silver	107	0.087	B	6.2		6.0552	101.7	1	10	ICPMS	12/07/07	13:26	12/07/07	13:33
Thallium	205	0.034	B	9.3		12.110	76.4	1	1	ICPMS	12/07/07	18:28	12/07/07	18:35
Vanadium	51	13.5		22.3		12.110	72.6	1	1	ICPMS	12/07/07	18:28	12/07/07	18:35
Zinc	68	58.0		57.3	NC	12.110		1	1	ICPMS	12/07/07	18:28	12/07/07	18:35

Comments: Lot #: A7L010179 Sample #: 21

5.21.0

N Spike recovery failed
NC Percent recovery was not calculated
* Duplicate analysis RPD was not within limits
E Serial dilution percent difference not within limits
U Result is less than the IDL

Form 5A Equivalent

Test America North Canton

Metals Data Reporting Form

Matrix Spike Sample Results

Spike Sample ID: KC9Q2S

Original Sample ID: KC9Q2 **Client ID:** SB-515-0406S

Matrix: Soil **Units:** mg/kg **Prep Date:** 12/04/07 **Prep Batch:** 7338019Hg

Weight: 0.60 **Volume:** 100 **Percent Moisture:** 17.426

Element	WL/ Mass	OS Conc	Q	MS Conc	Q	Spike Level	% Rec	OS DF	MS DF	Instr	OS Anal Date	OS Anal Time	MS Anal Date	MS Anal Time
Mercury	253.7	0.020	U	0.19		0.2018	92.0	1	1	CVAA	12/04/07	15:05	12/04/07	15:10

Comments: Lot #: A7L010179 Sample #: 21

5.21.0

N Spike recovery failed
NC Percent recovery was not calculated
* Duplicate analysis RPD was not within limits
E Serial dilution percent difference not within limits
U Result is less than the IDL

Form 5A Equivalent

Test America North Canton

Metals Data Reporting Form

Matrix Spike Sample Results

Spike Sample ID: KC9PQS

Original Sample ID: KC9PQ **Client ID:** SB-510-0001S

Matrix: Soil **Units:** mg/kg **Prep Date:** 12/04/07 **Prep Batch:** 7338020

Weight: 1.00 **Volume:** 100 **Percent Moisture:** 10.605

Element	WL/ Mass	OS Conc	Q	MS Conc	Q	Spike Level	% Rec	OS DF	MS DF	Instr	OS Anal Date	OS Anal Time	MS Anal Date	MS Anal Time
Antimony	121	0.29		40.4	N	55.932	71.7	1	10	ICPMS	12/11/07	21:10	12/11/07	21:18
Arsenic	75	9.6		9.0	N	11.186	-5.2	1	1	ICPMS	12/11/07	18:22	12/11/07	18:29
Barium	135	12.2		26.4		11.186	127.3	1	1	ICPMS	12/11/07	18:22	12/11/07	18:29
Beryllium	9	0.21		10.3		11.186	89.9	1	1	ICPMS	12/11/07	18:22	12/11/07	18:29
Cadmium	111	0.036	B	9.4		11.186	83.9	1	1	ICPMS	12/11/07	18:22	12/11/07	18:29
Chromium	52	10.1		16.0		11.186	52.7	1	1	ICPMS	12/11/07	18:22	12/11/07	18:29
Cobalt	59	3.9		12.4		11.186	76.2	1	1	ICPMS	12/11/07	18:22	12/11/07	18:29
Copper	65	27.9		18.2	N	11.186	-86.9	1	1	ICPMS	12/11/07	18:22	12/11/07	18:29
Iron	271.4	13400		11400	NC	111.86		1	1	ICPST	12/05/07	8:47	12/05/07	9:03
Lead	208	2.0		11.5		22.373	42.1	1	1	ICPMS	12/11/07	18:22	12/11/07	18:29
Manganese	257.6	83.4		117	N	55.932	60.2	1	1	ICPST	12/05/07	8:47	12/05/07	9:03
Molybdenum	98	3.2		7.7		11.186	40.4	1	1	ICPMS	12/12/07	14:54	12/12/07	15:02
Nickel	60	11.1		14.6		11.186	31.5	1	1	ICPMS	12/11/07	18:22	12/11/07	18:29
Selenium	82	0.18	U	6.7		11.186	60.2	1	1	ICPMS	12/11/07	18:22	12/11/07	18:29
Silver	107	0.058	B	5.8		5.5932	101.9	1	10	ICPMS	12/11/07	21:10	12/11/07	21:18
Thallium	205	0.020	B	8.7		11.186	78.0	1	1	ICPMS	12/11/07	18:22	12/11/07	18:29
Vanadium	51	8.5		19.1		11.186	95.4	1	1	ICPMS	12/11/07	18:22	12/11/07	18:29
Zinc	68	12.6		24.7		11.186	108.4	1	1	ICPMS	12/11/07	18:22	12/11/07	18:29

Comments: Lot #: A7L010179 Sample #: 1

5.21.0

N Spike recovery failed
NC Percent recovery was not calculated
* Duplicate analysis RPD was not within limits
E Serial dilution percent difference not within limits
U Result is less than the IDL

Form 5A Equivalent

Test America North Canton

Metals Data Reporting Form

Matrix Spike Sample Results

Spike Sample ID: KC9PQS

Original Sample ID: KC9PQ **Client ID:** SB-510-0001S

Matrix: Soil **Units:** mg/kg **Prep Date:** 12/04/07 **Prep Batch:** 7338020Hg

Weight: 0.60 **Volume:** 100 **Percent Moisture:** 10.605

Element	WL/ Mass	OS Conc	Q	MS Conc	Q	Spike Level	% Rec	OS DF	MS DF	Instr	OS Anal Date	OS Anal Time	MS Anal Date	MS Anal Time
Mercury	253.7	0.019	U	0.18		0.1864	96.4	1	1	CVAA	12/04/07	14:45	12/04/07	14:47

Comments: Lot #: A7L010179 Sample #: 1

5.21.0

N Spike recovery failed
NC Percent recovery was not calculated
* Duplicate analysis RPD was not within limits
E Serial dilution percent difference not within limits
U Result is less than the IDL

Form 5A Equivalent

Test America North Canton

Metals Data Reporting Form

Sample Duplicate RPD Report

Duplicate Sample ID: KC9Q2X

Original Sample ID: KC9Q2 **Client ID:** SB-515-0406X

Matrix: Soil **Units:** mg/kg **Prep Date:** 12/04/07 **Prep Batch:** 7338019

Weight: 1.00 **Volume:** 100 **Percent Moisture:** 17.426

Element	WL/ Mass	OS Conc	Q	Dupe Conc	Q	% RPD	OS DF	Dupe DF	Instr	OS Anal Date	OS Anal Time	Dupe Anal Date	Dupe Anal Time
Antimony	121	0.17	BN	0.13	B	0.0	1	1	ICPMS	12/07/07	13:26	12/07/07	13:30
Arsenic	75	0.62		0.18	B	0.4	1	1	ICPMS	12/07/07	18:28	12/07/07	18:32
Barium	135	7.8		6.5		18.7	1	1	ICPMS	12/07/07	18:28	12/07/07	18:32
Beryllium	9	3.3		2.9		14.9	1	1	ICPMS	12/07/07	18:28	12/07/07	18:32
Cadmium	111	0.012	B	0.015	B	0.0	1	1	ICPMS	12/07/07	18:28	12/07/07	18:32
Chromium	52	9.1		7.6		17.5	1	1	ICPMS	12/07/07	18:28	12/07/07	18:32
Cobalt	59	4.3		3.4	*	23.9	1	1	ICPMS	12/07/07	18:28	12/07/07	18:32
Copper	65	28.7		29.1		1.2	1	1	ICPMS	12/07/07	18:28	12/07/07	18:32
Iron	271.441	28700		26200		9.4	1	1	ICPST	12/05/07	11:34	12/05/07	11:45
Lead	208	2.8		2.3	*	20.6	1	1	ICPMS	12/07/07	18:28	12/07/07	18:32
Manganese	257.61	106	N	101		4.9	1	1	ICPST	12/05/07	11:34	12/05/07	11:45
Molybdenum	98	0.16	B	0.10	B	0.1	1	1	ICPMS	12/07/07	18:28	12/07/07	18:32
Nickel	60	18.7		14.4	*	26.2	1	1	ICPMS	12/07/07	18:28	12/07/07	18:32
Selenium	82	0.19	UN	0.19	U		1	1	ICPMS	12/07/07	18:28	12/07/07	18:32
Silver	107	0.087	B	0.083	B	0.0	1	1	ICPMS	12/07/07	13:26	12/07/07	13:30
Thallium	205	0.034	B	0.032	B	0.0	1	1	ICPMS	12/07/07	18:28	12/07/07	18:32
Vanadium	51	13.5		11.7		14.2	1	1	ICPMS	12/07/07	18:28	12/07/07	18:32
Zinc	68	58.0		45.8	*	23.5	1	1	ICPMS	12/07/07	18:28	12/07/07	18:32

* Duplicate analysis RPD was not within limits

U Result is less than the IDL

B Result is between IDL and RL

Form 6 Equivalent

Test America North Canton

Metals Data Reporting Form

Sample Duplicate RPD Report

Duplicate Sample ID: KC9Q2X

Original Sample ID: KC9Q2 **Client ID:** SB-515-0406X

Matrix: Soil **Units:** mg/kg **Prep Date:** 12/04/07 **Prep Batch:** 7338019Hg

Weight: 0.60 **Volume:** 100 **Percent Moisture:** 17.426

Element	WL/ Mass	OS Conc	Q	Dupe Conc	Q	% RPD	OS DF	Dupe DF	Instr	OS Anal Date	OS Anal Time	Dupe Anal Date	Dupe Anal Time
Mercury	253.7	0.020	U	0.020	U		1	1	CVAA	12/04/07	15:05	12/04/07	15:06

Test America North Canton

Metals Data Reporting Form

Sample Duplicate RPD Report

Duplicate Sample ID: KC9PQX

Original Sample ID: KC9PQ **Client ID:** SB-510-0001X

Matrix: Soil **Units:** mg/kg **Prep Date:** 12/04/07 **Prep Batch:** 7338020

Weight: 1.00 **Volume:** 100 **Percent Moisture:** 10.605

Element	WL/ Mass	OS Conc	Q	Dupe Conc	Q	% RPD	OS DF	Dupe DF	Instr	OS Anal Date	OS Anal Time	Dupe Anal Date	Dupe Anal Time
Antimony	121	0.29	N	0.24		0.0	1	1	ICPMS	12/11/07	21:10	12/11/07	21:14
Arsenic	75	9.6	N	2.8	*	108.8	1	1	ICPMS	12/11/07	18:22	12/11/07	18:25
Barium	135	12.2		14.3		15.8	1	1	ICPMS	12/11/07	18:22	12/11/07	18:25
Beryllium	9	0.21		0.32		0.1	1	1	ICPMS	12/11/07	18:22	12/11/07	18:25
Cadmium	111	0.036	B	0.035	B	0.0	1	1	ICPMS	12/11/07	18:22	12/11/07	18:25
Chromium	52	10.1		10.2		1.4	1	1	ICPMS	12/11/07	18:22	12/11/07	18:25
Cobalt	59	3.9		3.3		17.1	1	1	ICPMS	12/11/07	18:22	12/11/07	18:25
Copper	65	27.9	N	11.1	*	86.0	1	1	ICPMS	12/11/07	18:22	12/11/07	18:25
Iron	271.441	13400		12200		9.1	1	1	ICPST	12/05/07	8:47	12/05/07	8:58
Lead	208	2.0		3.0	*	38.2	1	1	ICPMS	12/11/07	18:22	12/11/07	18:25
Manganese	257.61	83.4	N	70.0		17.4	1	1	ICPST	12/05/07	8:47	12/05/07	8:58
Molybdenum	98	3.2		0.50	*	2.7	1	1	ICPMS	12/12/07	14:54	12/12/07	14:58
Nickel	60	11.1		5.6	*	66.0	1	1	ICPMS	12/11/07	18:22	12/11/07	18:25
Selenium	82	0.18	U	0.18	U		1	1	ICPMS	12/11/07	18:22	12/11/07	18:25
Silver	107	0.058	B	0.052	B	0.0	1	1	ICPMS	12/11/07	21:10	12/11/07	21:14
Thallium	205	0.020	B	0.028	B	0.0	1	1	ICPMS	12/11/07	18:22	12/11/07	18:25
Vanadium	51	8.5		12.9	*	41.4	1	1	ICPMS	12/11/07	18:22	12/11/07	18:25
Zinc	68	12.6		15.3		19.7	1	1	ICPMS	12/11/07	18:22	12/11/07	18:25

Test America North Canton

Metals Data Reporting Form

Sample Duplicate RPD Report

Duplicate Sample ID: KC9PQX

Original Sample ID: KC9PQ **Client ID:** SB-510-0001X

Matrix: Soil **Units:** mg/kg **Prep Date:** 12/04/07 **Prep Batch:** 7338020Hg

Weight: 0.60 **Volume:** 100 **Percent Moisture:** 10.605

Element	WL/ Mass	OS Conc	Q	Dupe Conc	Q	% RPD	OS DF	Dupe DF	Instr	OS Anal Date	OS Anal Time	Dupe Anal Date	Dupe Anal Time
Mercury	253.7	0.019	U	0.019	U		1	1	CVAA	12/04/07	14:45	12/04/07	14:46

* Duplicate analysis RPD was not within limits

U Result is less than the IDL

B Result is between IDL and RL

Form 6 Equivalent

Field Duplicate Calculations

Parameters	Original Sample	Duplicate Sample	RPD
	SB-510-0810	DUP-4	
antimony	0.17	0.14	19.35
arsenic	0.36	0.26	32.26
barium	7.8	6	26.09
beryllium	0.66	0.58	12.90
cadmium	0.03	0.017	55.32
chromium	11.7	10.1	14.68
cobalt	1.9	2	5.13
copper	6.7	6.8	1.48
iron	20900	17800	16.02
lead	1.7	1.3	26.67
manganese	73.6	23	104.76
mercury	0.019 u	0.019 u	
molybdenum	0.16	0.11	37.04
nickel	6.5	7.9	19.44
selenium	0.18 u	0.19 u	
silver	0.069	0.065	5.97
thallium	0.025	0.021	17.39
vanadium	15.8	16.9	6.73
zinc	9.8	11.2	13.33

Parameters	Original Sample	Duplicate Sample	RPD
	SB-512-0810	DUP-5	
antimony	0.083	0.14	51.12
arsenic	0.76	1.4	59.26
barium	17.9	32.5	57.94
beryllium	0.77	0.7	9.52
cadmium	0.55	0.067	156.56
chromium	8.9	9.1	2.22
cobalt	2.2	2.1	4.65
copper	11.3	9.2	20.49
iron	9820	9200	6.52
lead	8.6	7.7	11.04
manganese	68.2	146	72.64
mercury	0.021 u	0.021 u	
molybdenum	0.28	0.31	10.17
nickel	8	6.8	16.22
selenium	0.54	0.33	48.28
silver	0.057	0.07	20.47
thallium	0.033	0.028	16.39
vanadium	12.4	14.8	17.65
zinc	13.5	15.7	15.07

Parameters	Original Sample	Duplicate Sample	RPD
	SB-514-0810	DUP-6	
antimony	0.22	0.18	20.00
arsenic	1.3	0.42	102.33
barium	11.6	11.3	2.62
beryllium	3.7	2.3	46.67
cadmium	0.024	0.09	115.79
chromium	11.1	10.7	3.67
cobalt	8.8	6.5	30.07
copper	11.7	10.4	11.76
iron	51200	33200	42.65
lead	5.6	3.6	43.48
manganese	225	186	18.98
mercury	0.020 u	0.020 u	
molybdenum	0.09	0.15	50.00
nickel	15.9	14.3	10.60
selenium	0.19 u	0.19 u	
silver	0.11	0.086	24.49
thallium	0.061	0.041	39.22
vanadium	16.5	11.2	38.27
zinc	62.3	37.7	49.20

Test America North Canton

Metals Data Reporting Form

Laboratory Control Sample Results

Lab Sample ID: KDC52C

Matrix: Soil **Units:** mg/kg **Prep Date:** 12/04/07 **Prep Batch:** 7338019

Weight: 1.00 **Volume:** 100 **Percent Moisture:** NA

Element	WL/ Mass	Spike Level	Conc	Percent Recovery	Q	Range	DF	Instr	Anal Date	Anal Time
Antimony	121	50.0	48.6	97.3		80-120	10	ICPMS	12/07/07	13:21
Arsenic	75	10.0	8.2	81.6		73-110	1	ICPMS	12/07/07	18:23
Barium	135	10.0	8.4	83.9		70-110	1	ICPMS	12/07/07	18:23
Beryllium	9	10.0	8.3	82.8		79-110	1	ICPMS	12/07/07	18:23
Cadmium	111	10.0	8.1	80.5		74-110	1	ICPMS	12/07/07	18:23
Chromium	52	10.0	8.4	84.3		70-110	1	ICPMS	12/07/07	18:23
Cobalt	59	10.0	8.5	85.1		74-110	1	ICPMS	12/07/07	18:23
Copper	65	10.0	8.3	82.6		73-110	1	ICPMS	12/07/07	18:23
Iron	271.441	100	103	103.0		73-137	1	ICPST	12/05/07	11:28
Lead	208	10.0	8.3	83.1		75-110	1	ICPMS	12/07/07	18:23
Manganese	257.61	50.0	46.2	92.3		80-120	1	ICPST	12/05/07	11:28
Molybdenum	98	10.0	8.0	79.8		30-140	1	ICPMS	12/07/07	18:23
Nickel	60	10.0	8.1	81.3		75-110	1	ICPMS	12/07/07	18:23
Selenium	82	10.0	8.0	80.3		73-110	1	ICPMS	12/07/07	18:23
Silver	107	5.0	5.4	108.1		80-120	10	ICPMS	12/07/07	13:21
Thallium	205	10.0	8.3	82.8		71-110	1	ICPMS	12/07/07	18:23
Vanadium	51	10.0	8.0	80.0		72-110	1	ICPMS	12/07/07	18:23
Zinc	68	10.0	9.5	94.5		72-113	1	ICPMS	12/07/07	18:23

Comments: Lot #: A7L010179

N Spike recovery failed

NC Percent recovery was not calculated

Test America North Canton

Metals Data Reporting Form

Laboratory Control Sample Results

Lab Sample ID: KDC52C

Matrix: Soil **Units:** mg/kg **Prep Date:** 12/04/07 **Prep Batch:** 7338019Hg

Weight: 0.60 **Volume:** 100 **Percent Moisture:** NA

Element	WL/ Mass	Spike Level	Conc	Percent Recovery	Q	Range	DF	Instr	Anal Date	Anal Time
Mercury	253.7	0.83	0.80	96.2		81-116	1	CVAA	12/04/07	15:04

Comments: Lot #: A7L010179

N Spike recovery failed

NC Percent recovery was not calculated

Test America North Canton

Metals Data Reporting Form

Laboratory Control Sample Results

Lab Sample ID: KDC54C

Matrix: Soil **Units:** mg/kg **Prep Date:** 12/04/07 **Prep Batch:** 7338020

Weight: 1.00 **Volume:** 100 **Percent Moisture:** NA

Element	WL/ Mass	Spike Level	Conc	Percent Recovery	Q	Range	DF	Instr	Anal Date	Anal Time
Antimony	121	50.0	50.6	101.2		80-120	10	ICPMS	12/11/07	20:55
Arsenic	75	10.0	8.4	84.2		73-110	1	ICPMS	12/11/07	18:16
Barium	135	10.0	8.5	85.4		70-110	1	ICPMS	12/11/07	18:16
Beryllium	9	10.0	9.1	91.3		79-110	1	ICPMS	12/11/07	18:16
Cadmium	111	10.0	8.6	85.6		74-110	1	ICPMS	12/11/07	18:16
Chromium	52	10.0	7.9	78.7		70-110	1	ICPMS	12/11/07	18:16
Cobalt	59	10.0	8.7	86.6		74-110	1	ICPMS	12/11/07	18:16
Copper	65	10.0	9.1	91.2		73-110	1	ICPMS	12/11/07	18:16
Iron	271.441	100	103	102.7		73-137	1	ICPST	12/05/07	8:41
Lead	208	10.0	8.5	85.2		75-110	1	ICPMS	12/11/07	18:16
Manganese	257.61	50.0	46.1	92.2		80-120	1	ICPST	12/05/07	8:41
Molybdenum	98	10.0	8.6	86.0		30-140	1	ICPMS	12/12/07	14:49
Nickel	60	10.0	8.8	88.0		75-110	1	ICPMS	12/11/07	18:16
Selenium	82	10.0	8.9	88.9		73-110	1	ICPMS	12/11/07	18:16
Silver	107	5.0	5.3	106.3		80-120	10	ICPMS	12/11/07	20:55
Thallium	205	10.0	8.5	84.5		71-110	1	ICPMS	12/11/07	18:16
Vanadium	51	10.0	7.5	75.2		72-110	1	ICPMS	12/11/07	18:16
Zinc	68	10.0	9.7	96.5		72-113	1	ICPMS	12/11/07	18:16

Comments: Lot #: A7L010179

N Spike recovery failed

NC Percent recovery was not calculated

Form 7 Equivalent

Test America North Canton

Metals Data Reporting Form

Laboratory Control Sample Results

Lab Sample ID: KDC54C

Matrix: Soil **Units:** mg/kg **Prep Date:** 12/04/07 **Prep Batch:** 7338020Hg

Weight: 0.60 **Volume:** 100 **Percent Moisture:** NA

Element	WL/ Mass	Spike Level	Conc	Percent Recovery	Q	Range	DF	Instr	Anal Date	Anal Time
Mercury	253.7	0.83	0.72	86.5		81-116	1	CVAA	12/04/07	14:32

Comments: Lot #: A7L010179

5.21.0

N Spike recovery failed

NC Percent recovery was not calculated

Form 7 Equivalent

Test America North Canton

Metals Data Reporting Form

Serial Dilution RPD Report

Serial Dilution Sample ID: KC9Q2L

Original Sample ID: KC9Q2 **Client ID:** SB-515-0406

Matrix: Soil **Units:** mg/kg **Prep Date:** 12/04/07 **Prep Batch:** 7338019

Weight: 1.00 **Volume:** 100 **Percent Moisture:** 17.426

Element	WL/ Mass	OS Conc	Q	Serial Dilution Conc	Q	Percent Diff	OS DF	Ser Dil DF	Instr	OS Anal Date	OS Anal Time	Ser Dil Anal Date	Ser Dil Anal Time
Iron	271.441	28700		30100		4.7	1	5	ICPST	12/05/07	11:34	12/05/07	11:39
Manganese	257.61	106	N	111		5.2	1	5	ICPST	12/05/07	11:34	12/05/07	11:39

Comments:

5.21.0

E Serial dilution percent difference not within limits
U Result is less than the IDL
B Result is between IDL and RL

Form 9 Equivalent

Test America North Canton

Metals Data Reporting Form

Serial Dilution RPD Report

Serial Dilution Sample ID: KC9R1L

Original Sample ID: KC9R1 **Client ID:** SB-520-0810

Matrix: Soil **Units:** mg/kg **Prep Date:** 12/04/07 **Prep Batch:** 7338019

Weight: 1.00 **Volume:** 100 **Percent Moisture:** 17.118

Element	WL/ Mass	OS Conc	Q	Serial Dilution Conc	Q	Percent Diff	OS DF	Ser Dil DF	Instr	OS Anal Date	OS Anal Time	Ser Dil Anal Date	Ser Dil Anal Time
Antimony	121	0.13	BN	0.078	B		1	5	ICPMS	12/07/07	14:53	12/07/07	14:57
Arsenic	75	1.3		1.4	B		1	5	ICPMS	12/07/07	19:54	12/07/07	19:57
Barium	135	6.7		6.9		2.98	1	5	ICPMS	12/07/07	19:54	12/07/07	19:57
Beryllium	9	1.8		1.7		5.55	1	5	ICPMS	12/07/07	19:54	12/07/07	19:57
Cadmium	111	0.031	B	0.11	B		1	5	ICPMS	12/07/07	19:54	12/07/07	19:57
Chromium	52	6.6		7.5		13.6	1	5	ICPMS	12/07/07	19:54	12/07/07	19:57
Cobalt	59	3.6	*	4.1		13.9	1	5	ICPMS	12/07/07	19:54	12/07/07	19:57
Copper	65	8.4		8.5		1.19	1	5	ICPMS	12/07/07	19:54	12/07/07	19:57
Lead	208	2.5	*	2.6		4.0	1	5	ICPMS	12/07/07	19:54	12/07/07	19:57
Molybdenum	98	0.14	B	0.40	U	8.	1	5	ICPMS	12/07/07	19:54	12/07/07	19:57
Nickel	60	8.3	*	9.0		8.43	1	5	ICPMS	12/07/07	19:54	12/07/07	19:57
Selenium	82	0.19	UN	0.97	U		1	5	ICPMS	12/07/07	19:54	12/07/07	19:57
Silver	107	0.049	B	0.064	B		1	5	ICPMS	12/07/07	14:53	12/07/07	14:57
Thallium	205	0.021	B	0.017	B		1	5	ICPMS	12/07/07	19:54	12/07/07	19:57
Vanadium	51	13.2		15.2		15.2	1	5	ICPMS	12/07/07	19:54	12/07/07	19:57
Zinc	68	21.0	*	21.4		1.90	1	5	ICPMS	12/07/07	19:54	12/07/07	19:57

Comments:

5.21.0

E Serial dilution percent difference not within limits
U Result is less than the IDL
B Result is between IDL and RL

Form 9 Equivalent

Test America North Canton

Metals Data Reporting Form

Serial Dilution RPD Report

Serial Dilution Sample ID: KC9PQL

Original Sample ID: KC9PQ **Client ID:** SB-510-0001

Matrix: Soil **Units:** mg/kg **Prep Date:** 12/04/07 **Prep Batch:** 7338020

Weight: 1.00 **Volume:** 100 **Percent Moisture:** 10.605

Element	WL/ Mass	OS Conc	Q	Serial Dilution Conc	Q	Percent Diff	OS DF	Ser Dil DF	Instr	OS Anal Date	OS Anal Time	Ser Dil Anal Date	Ser Dil Anal Time
Iron	271.441	13400		14000		4.6	1	5	ICPST	12/05/07	8:47	12/05/07	8:52
Manganese	257.61	83.4	N	86.9		4.2	1	5	ICPST	12/05/07	8:47	12/05/07	8:52

Comments:

5.21.0

E Serial dilution percent difference not within limits
U Result is less than the IDL
B Result is between IDL and RL

Form 9 Equivalent

Test America North Canton

Metals Data Reporting Form

Serial Dilution RPD Report

Serial Dilution Sample ID: KC9QXL

Original Sample ID: KC9QX **Client ID:** SB-515-0001

Matrix: Soil **Units:** mg/kg **Prep Date:** 12/04/07 **Prep Batch:** 7338020

Weight: 1.00 **Volume:** 100 **Percent Moisture:** 15.219

Element	WL/ Mass	OS Conc	Q	Serial Dilution Conc	Q	Percent Diff	OS DF	Ser Dil DF	Instr	OS Anal Date	OS Anal Time	Ser Dil Anal Date	Ser Dil Anal Time
Antimony	121	0.29	N	0.14	B		1	5	ICPMS	12/11/07	22:51	12/11/07	22:55
Arsenic	75	0.99	N*	1.0	B		1	5	ICPMS	12/11/07	20:42	12/11/07	20:46
Barium	135	24.1		25.4		5.3	1	5	ICPMS	12/11/07	20:42	12/11/07	20:46
Beryllium	9	0.84		0.89		5.9	1	5	ICPMS	12/12/07	7:45	12/12/07	7:49
Cadmium	111	0.45		0.45	B		1	5	ICPMS	12/11/07	20:42	12/11/07	20:46
Chromium	52	11.3		12.9		14.2	1	5	ICPMS	12/11/07	20:42	12/11/07	20:46
Cobalt	59	4.1		4.2		2.44	1	5	ICPMS	12/11/07	20:42	12/11/07	20:46
Copper	65	12.5	N*	13.0		4.0	1	5	ICPMS	12/11/07	20:42	12/11/07	20:46
Lead	208	36.7	*	38.7		5.4	5	25	ICPMS	12/12/07	16:45	12/12/07	16:49
Molybdenum	98	0.094	B	0.39	U		1	5	ICPMS	12/11/07	20:42	12/11/07	20:46
Nickel	60	11.8	*	12.2		3.39	1	5	ICPMS	12/11/07	20:42	12/11/07	20:46
Selenium	82	0.19	U	0.94	U		1	5	ICPMS	12/11/07	20:42	12/11/07	20:46
Silver	107	0.12		0.10	B		1	5	ICPMS	12/11/07	22:51	12/11/07	22:55
Thallium	205	0.041	B	0.042	B		1	5	ICPMS	12/11/07	20:42	12/11/07	20:46
Vanadium	51	15.0	*	17.4		16.0	1	5	ICPMS	12/11/07	20:42	12/11/07	20:46
Zinc	68	57.0		59.4		4.2	1	5	ICPMS	12/11/07	20:42	12/11/07	20:46

Comments:

5.21.0

E Serial dilution percent difference not within limits
U Result is less than the IDL
B Result is between IDL and RL

Form 9 Equivalent

Test America North Canton

Metals Data Reporting Form

Inter-Element Correction Factors

Instrument: ICPST **Date of IEC's:** 11/12/07

Interfering Element	Wavelength /Mass	Correction Factor(s)
Aluminum	308.215	Pb(-0.00009133), Se(-0.00000333), Zn(0.000016)
Chromium	267.716	As(-0.00486), Fe(0.00222), Sb(0.01419667), Tl(0.000307)
Copper	324.753	Zn(0.000806)
Iron	271.441	Cd(0.000107), Mn(0.000002), Pb(0.00004933), Sb(0.00000333), Se(-0.00020667), Tl(-0.00002), V(0.00002), Zn(0.000099)
Manganese	257.61	Ag(0.00015), Se(0.00050667), Tl(-0.00712)
Molybdenum	202.03	Al(0.01686), As(0.00113), Cr(-0.00014), Cu(0.000493), Fe(0.00273), Pb(-0.0005), Sb(-0.00451333), V(-0.00486)
Nickel	231.604	Cd(-0.00002), Co(0.000204), Pb(0.000136), Sb(-0.00010333), Zn(0.005954)
Vanadium	292.402	Al(0.00228), Be(0.00012), Cr(0.00024), Cu(-0.0003), Fe(0.009034), Pb(-0.00019333), Sb(-0.00438067), Tl(0.002142)

Test America North Canton

Metals Data Reporting Form

Linear Dynamic Ranges

Instrument: ICPMS **Units:** ppb

Element	Wavelength /Mass	Linear Range	Date of Linear Range
Antimony	121.00	2000	04/26/07
Arsenic	75.00	5000	04/26/07
Barium	135.00	5000	04/26/07
Beryllium	9.00	2500	04/26/07
Cadmium	111.00	5000	04/26/07
Chromium	52.00	5000	04/26/07
Cobalt	59.00	5000	04/26/07
Copper	65.00	5000	04/26/07
Lead	208.00	5000	04/26/07
Molybdenum	98.00	5000	04/26/07
Nickel	60.00	5000	04/26/07
Selenium	82.00	5000	04/26/07
Silver	107.00	2000	04/26/07
Thallium	205.00	5000	04/26/07
Vanadium	51.00	5000	04/26/07
Zinc	68.00	5000	04/26/07

Test America North Canton

Metals Data Reporting Form

Linear Dynamic Ranges

Instrument: ICPST **Units:** ppb

Element	Wavelength /Mass	Linear Range	Date of Linear Range
Iron	271.44	600000	11/13/07
Manganese	257.61	30000	11/12/07

Test America North Canton

Metals Data Reporting Form

Instrument Detection Limits

Instrument: CVAA **Units:** ppb

Element	Wavelength	Reporting Limit	IDL	Date of IDL
Mercury	253.700	0.6	0.10	02/01/07

Test America North Canton

Metals Data Reporting Form

Instrument Detection Limits

Instrument: ICPMS **Units:** ppb

Element	Mass	Reporting Limit	IDL	Date of IDL
Antimony	121	2.0	0.048	09/18/07
Arsenic	75	5.0	0.27	09/18/07
Barium	135	1.0	0.021	09/18/07
Beryllium	9	1.0	0.020	09/18/07
Cadmium	111	1.0	0.014	09/18/07
Chromium	52	2.0	0.054	09/18/07
Cobalt	59	1.0	0.013	09/18/07
Copper	65	2.0	0.046	09/18/07
Lead	208	1.0	0.015	09/18/07
Molybdenum	98	2.0	0.66	09/18/07
Nickel	60	1.0	0.053	09/18/07
Selenium	82	5.0	1.6	09/18/07
Silver	107	1.0	0.021	09/18/07
Thallium	205	1.0	0.023	09/18/07
Vanadium	51	5.0	0.25	09/18/07
Zinc	68	10.0	0.12	09/18/07

Test America North Canton

Metals Data Reporting Form

Instrument Detection Limits

Instrument: ICPST **Units:** ppb

Element	Wavelength	Reporting Limit	IDL	Date of IDL
Iron	271.441	100.0	6.8	12/04/07
Manganese	257.610	15.0	0.11	12/04/07

Batch Number: **7338020**

TestAmerica Laboratories, Inc.
Metals Prep Log/ Batch Summary

Prepared By:
Lisa McGall
(e-Signature)

Prep Date: 12/04/07
Due Date: 12/14/07

Lot	Work Order			ICP Weight	ICPMS Weight	Hg Weight
A7L040000 Solid	KDC54	B	Due Date: SDG:	1.00 g	1.00 g	0.60 g
A7L040000 Solid	KDC54	C	Due Date: SDG:	1.00 g	1.00 g	0.60 g
A7L010179 Solid	KC9PQ Total		Due Date: 12/14/07 SDG: 7L01179	1.00 g	1.00 g	0.60 g
A7L010179 Solid	KC9PQ Total	S	Due Date: 12/14/07 SDG: 7L01179	1.00 g	1.00 g	0.60 g
A7L010179 Solid	KC9PQ Total	X	Due Date: 12/14/07 SDG: 7L01179	1.00 g	1.00 g	0.60 g
A7L010179 Solid	KC9PT Total		Due Date: 12/14/07 SDG: 7L01179	1.00 g	1.00 g	0.60 g
A7L010179 Solid	KC9PW Total		Due Date: 12/14/07 SDG: 7L01179	1.00 g	1.00 g	0.60 g
A7L010179 Solid	KC9PX Total		Due Date: 12/14/07 SDG: 7L01179	1.00 g	1.00 g	0.60 g
A7L010179 Solid	KC9P0 Total		Due Date: 12/14/07 SDG: 7L01179	1.00 g	1.00 g	0.60 g
A7L010179 Solid	KC9P1 Total		Due Date: 12/14/07 SDG: 7L01179	1.00 g	1.00 g	0.60 g
A7L010179 Solid	KC9P2 Total		Due Date: 12/14/07 SDG: 7L01179	1.00 g	1.00 g	0.60 g
A7L010179 Solid	KC9P3 Total		Due Date: 12/14/07 SDG: 7L01179	1.00 g	1.00 g	0.60 g
A7L010179 Solid	KC9P6 Total		Due Date: 12/14/07 SDG: 7L01179	1.00 g	1.00 g	0.60 g
A7L010179 Solid	KC9P7 Total		Due Date: 12/14/07 SDG: 7L01179	1.00 g	1.00 g	0.60 g
A7L010179 Solid	KC9P8 Total		Due Date: 12/14/07 SDG: 7L01179	1.00 g	1.00 g	0.60 g
A7L010179 Solid	KC9P9 Total		Due Date: 12/14/07 SDG: 7L01179	1.00 g	1.00 g	0.60 g
A7L010179 Solid	KC9QA Total		Due Date: 12/14/07 SDG: 7L01179	1.00 g	1.00 g	0.60 g
A7L010179 Solid	KC9QC Total		Due Date: 12/14/07 SDG: 7L01179	1.00 g	1.00 g	0.60 g
A7L010179 Solid	KC9QH Total		Due Date: 12/14/07 SDG: 7L01179	1.00 g	1.00 g	0.60 g
A7L010179 Solid	KC9QK Total		Due Date: 12/14/07 SDG: 7L01179	1.00 g	1.00 g	0.60 g
A7L010179 Solid	KC9QM Total		Due Date: 12/14/07 SDG: 7L01179	1.00 g	1.00 g	0.60 g
A7L010179 Solid	KC9QQ Total		Due Date: 12/14/07 SDG: 7L01179	1.00 g	1.00 g	0.60 g

Batch Number: **7338020**

TestAmerica Laboratories, Inc.
Metals Prep Log/ Batch Summary

Prepared By:
Lisa McGall
(e-Signature)

Prep Date: 12/04/07
Due Date: 12/14/07

Lot	Work Order		ICP Weight	ICPMS Weight	Hg Weight
A7L010179 Solid	KC9QT Total	Due Date: 12/14/07 SDG: 7L01179	1.00 g	1.00 g	0.60 g
A7L010179 Solid	KC9QX Total	Due Date: 12/14/07 SDG: 7L01179	1.00 g	1.00 g	0.60 g

LEVEL 2

BLANK AND CHECK STANDARD ON BATCH	X
MS/MSD AND PDS ON BATCH	X
CORRECT SPIKES ADDED	X
SPIKING SOLUTIONS DOCUMENTED ON BATCH LOG	X

Comments:

B-BLANK; C-CHECK SAMPLE; L-CHECK SAMPLE DUPLICATE; P-SERIAL DILUTION; S-MATRIX SPIKE SAMPLE; D-MATRIX SPIKE DUPLICATE SAMPLE

ICP ELEMENTS WITHIN THE BATCH:

FE MN

ICPMS ELEMENTS WITHIN THE BATCH:

AG AS BA BE CD CO CR CU MO NI PB SB SE TL VX ZN

Matrix Spike Information:

KC9PQ	ICP-1	Hg	ICPMS-1

Check Sample Information:

KDC54	ICP-1	Hg	ICPMS-1

Prep Method(s): SW846 3050B, SW846 7471A

Batch Number: 7338019

TestAmerica Laboratories, Inc.
Metals Prep Log/ Batch Summary

Prepared By:
Lisa McGall
(e-Signature)

Prep Date: 12/04/07
Due Date: 12/14/07

Lot	Work Order			ICP Weight	ICPMS Weight	Hg Weight
A7L040000 Solid	KDC52	B	Due Date: SDG:	1.00 g	1.00 g	0.60 g
A7L040000 Solid	KDC52	C	Due Date: SDG:	1.00 g	1.00 g	0.60 g
A7L010179 Solid	KC9Q2 Total		Due Date: 12/14/07 SDG: 7L01179	1.00 g	1.00 g	0.60 g
A7L010179 Solid	KC9Q2 Total	S	Due Date: 12/14/07 SDG: 7L01179	1.00 g	1.00 g	0.60 g
A7L010179 Solid	KC9Q2 Total	X	Due Date: 12/14/07 SDG: 7L01179	1.00 g	1.00 g	0.60 g
A7L010179 Solid	KC9Q3 Total		Due Date: 12/14/07 SDG: 7L01179	1.00 g	1.00 g	0.60 g
A7L010179 Solid	KC9Q5 Total		Due Date: 12/14/07 SDG: 7L01179	1.00 g	1.00 g	0.60 g
A7L010179 Solid	KC9Q6 Total		Due Date: 12/14/07 SDG: 7L01179	1.00 g	1.00 g	0.60 g
A7L010179 Solid	KC9Q8 Total		Due Date: 12/14/07 SDG: 7L01179	1.00 g	1.00 g	0.60 g
A7L010179 Solid	KC9RA Total		Due Date: 12/14/07 SDG: 7L01179	1.00 g	1.00 g	0.60 g
A7L010179 Solid	KC9RC Total		Due Date: 12/14/07 SDG: 7L01179	1.00 g	1.00 g	0.60 g
A7L010179 Solid	KC9RG Total		Due Date: 12/14/07 SDG: 7L01179	1.00 g	1.00 g	0.60 g
A7L010179 Solid	KC9RJ Total		Due Date: 12/14/07 SDG: 7L01179	1.00 g	1.00 g	0.60 g
A7L010179 Solid	KC9RK Total		Due Date: 12/14/07 SDG: 7L01179	1.00 g	1.00 g	0.60 g
A7L010179 Solid	KC9RL Total		Due Date: 12/14/07 SDG: 7L01179	1.00 g	1.00 g	0.60 g
A7L010179 Solid	KC9RN Total		Due Date: 12/14/07 SDG: 7L01179	1.00 g	1.00 g	0.60 g
A7L010179 Solid	KC9RQ Total		Due Date: 12/14/07 SDG: 7L01179	1.00 g	1.00 g	0.60 g
A7L010179 Solid	KC9RR Total		Due Date: 12/14/07 SDG: 7L01179	1.00 g	1.00 g	0.60 g
A7L010179 Solid	KC9RV Total		Due Date: 12/14/07 SDG: 7L01179	1.00 g	1.00 g	0.60 g
A7L010179 Solid	KC9R0 Total		Due Date: 12/14/07 SDG: 7L01179	1.00 g	1.00 g	0.60 g
A7L010179 Solid	KC9R1 Total		Due Date: 12/14/07 SDG: 7L01179	1.00 g	1.00 g	0.60 g

Batch Number: 7338019

TestAmerica Laboratories, Inc.
Metals Prep Log/ Batch Summary

Prepared By:
Lisa McGall
(e-Signature)

Prep Date: 12/04/07
Due Date: 12/14/07

Lot	Work Order	ICP Weight	ICPMS Weight	Hg Weight
	LEVEL 2			
	BLANK AND CHECK STANDARD ON BATCH	X		
	MS/MSD AND PDS ON BATCH	X		
	CORRECT SPIKES ADDED	X		
	SPIKING SOLUTIONS DOCUMENTED ON BATCH LOG	X		

Comments:

B-BLANK; C-CHECK SAMPLE; L-CHECK SAMPLE DUPLICATE; P-SERIAL DILUTION; S-MATRIX SPIKE SAMPLE; D-MATRIX SPIKE DUPLICATE SAMPLE

ICP ELEMENTS WITHIN THE BATCH:

FE MN

ICPMS ELEMENTS WITHIN THE BATCH:

AG AS BA BE CD CO CR CU MO NI PB SB SE TL VX ZN

Matrix Spike Information:

KC9Q2	ICP-1	Hg	A3	ICPMS-1

Check Sample Information:

KDC52	ICP-1	Hg	A3	ICPMS-1

Prep Method(s): SW846 3050B, SW846 7471A

```
:       Instrument Upload                                    Run Log - Page  1 :
:       Started Wed Dec  5 06:33:14 2007 by LISTM                              :
:       Data File: UPL$CAN_DATA_ROOT:<LHG>HG11204A.PRN;1                       :
```

#	WorkOrder	Dilution	Date	Time	Batch	Lot	Instrument
1	STD1REP1	1	04-DEC-2007	10:35:44			H1
2	STD2REP1	1	04-DEC-2007	10:37:03			H1
3	STD3REP1	1	04-DEC-2007	10:38:09			H1
4	STD4REP1	1	04-DEC-2007	10:39:25			H1
5	STD5REP1	1	04-DEC-2007	10:40:32			H1
6	STD6REP1	1	04-DEC-2007	10:41:42			H1
7	CK5ICV	1	04-DEC-2007	10:42:51			H1
8	CK4ICB	1	04-DEC-2007	10:44:07			H1
9	CK3CRA\MRL	1	04-DEC-2007	10:45:15			H1
10	CK2CCV	1	04-DEC-2007	10:46:23			H1
11	CK1CCB	1	04-DEC-2007	10:47:29			H1
12	KC85V	5	04-DEC-2007	10:48:33	7337030	A7L010109	H1
13	KC85VS	5	04-DEC-2007	10:49:54	7337030	A7L010109	H1
14	KC85VD	5	04-DEC-2007	10:51:19	7337030	A7L010109	H1
15	KC7N5	10	04-DEC-2007	10:52:24	7337030	A7K300216	H1
16	KC7N6	2	04-DEC-2007	10:53:32	7337030	A7K300216	H1
17	KC7NM	2	04-DEC-2007	10:54:40	7337030	A7K300216	H1
18	KC7N7	1	04-DEC-2007	10:55:56	7337030	A7K300216	H1
19	KC7N0	10	04-DEC-2007	10:57:23	7337030	A7K300216	H1
20	KC7NV	1	04-DEC-2007	10:58:29	7337030	A7K300216	H1
21	KC7NL	10	04-DEC-2007	10:59:33	7337030	A7K300216	H1
22	CK2CCV	1	04-DEC-2007	11:00:58			H1
23	CK1CCB	1	04-DEC-2007	11:02:08			H1
24	KC7NJ	1	04-DEC-2007	11:03:17	7337030	A7K300216	H1
25	KC7NW	5	04-DEC-2007	11:04:26	7337030	A7K300216	H1
26	KC7N1	10	04-DEC-2007	11:17:48	7337030	A7K300216	H1
27	KC7NE	1	04-DEC-2007	11:18:53	7337030	A7K300216	H1
28	KC7NN	1	04-DEC-2007	11:20:19	7337030	A7K300216	H1
29	KC7NP	1	04-DEC-2007	11:21:40	7337030	A7K300216	H1
30	KC7N2	1	04-DEC-2007	11:22:47	7337030	A7K300216	H1
31	KC7NX	1	04-DEC-2007	11:23:53	7337030	A7K300216	H1
32	KC7NQ	1	04-DEC-2007	11:25:00	7337030	A7K300216	H1
33	KDADCB	1	04-DEC-2007	11:26:05	7337027	A7L030000	H1
34	CK2CCV	1	04-DEC-2007	11:27:14			H1
35	CK1CCB	1	04-DEC-2007	11:28:30			H1
36	KDADCC	1	04-DEC-2007	11:29:47	7337027	A7L030000	H1
37	KC653	1	04-DEC-2007	11:30:53	7337027	A7K300166	H1
38	KC653S	1	04-DEC-2007	11:32:04	7337027	A7K300166	H1
39	KC653D	1	04-DEC-2007	11:33:11	7337027	A7K300166	H1
40	KC5KL	1	04-DEC-2007	11:34:18	7337027	A7K290355	H1
41	KC5KH	1	04-DEC-2007	11:35:24	7337027	A7K290355	H1
42	KC5KP	1	04-DEC-2007	11:36:35	7337027	A7K290355	H1
43	KC91Q	1	04-DEC-2007	11:37:41	7337027	A7L010201	H1
44	KC91T	1	04-DEC-2007	11:38:47	7337027	A7L010201	H1

---------- (continued) ----------

#	WorkOrder	Dilution	Date	Time	Batch	Lot	Instrument
45	KC659	1	04-DEC-2007	11:39:53	7337027	7K30167	H1
46	CK2CCV	1	04-DEC-2007	11:41:02			H1
47	CK1CCB	1	04-DEC-2007	11:42:08			H1
48	KC5JW	1	04-DEC-2007	11:43:15	7337027	A7K290355	H1
49	KC666	1	04-DEC-2007	11:44:33	7337027	A7K300166	H1
50	KC91R	1	04-DEC-2007	11:45:38	7337027	A7L010201	H1
51	KC66K	1	04-DEC-2007	11:46:45	7337027	A7K300166	H1
52	KDADGB	1	04-DEC-2007	11:47:52	7337029	A7L030000	H1
53	KDADGC	1	04-DEC-2007	11:48:59	7337029	A7L030000	H1
54	KC9JP	1	04-DEC-2007	11:50:05	7337029	A7L010153	H1
55	KC9JPS	1	04-DEC-2007	11:51:15	7337029	A7L010153	H1
56	KC9JPD	1	04-DEC-2007	11:52:22	7337029	A7L010153	H1
57	KC9J6	1	04-DEC-2007	11:53:28	7337029	A7L010153	H1
58	CK2CCV	1	04-DEC-2007	11:54:35			H1
59	CK1CCB	1	04-DEC-2007	11:55:56			H1
60	KC9J5	1	04-DEC-2007	11:57:01	7337029	A7L010153	H1
61	KC9KA	1	04-DEC-2007	11:58:07	7337029	A7L010153	H1
62	KC9KC	1	04-DEC-2007	11:59:14	7337029	A7L010153	H1
63	KC9KE	1	04-DEC-2007	12:00:22	7337029	A7L010153	H1
64	KC9J9	1	04-DEC-2007	12:01:28	7337029	A7L010153	H1
65	KC9KJ	1	04-DEC-2007	12:02:34	7337029	A7L010153	H1
66	CK2CCV	1	04-DEC-2007	12:03:45			H1
67	CK1CCB	1	04-DEC-2007	12:04:51			H1
68	CK2CCV	1	04-DEC-2007	12:39:36			H1
69	CK1CCB	1	04-DEC-2007	12:40:41			H1
70	KC7N1	1000	04-DEC-2007	12:41:46	7337030	A7K300216	H1
71	KC7NL	100	04-DEC-2007	12:42:54	7337030	A7K300216	H1
72	KC7N0	20	04-DEC-2007	12:43:59	7337030	A7K300216	H1
73	KC7NE	20	04-DEC-2007	12:45:04	7337030	A7K300216	H1
74	KC7NX	5	04-DEC-2007	12:46:15	7337030	A7K300216	H1
75	CK2CCV	1	04-DEC-2007	12:47:20			H1
76	CK1CCB	1	04-DEC-2007	12:48:30			H1
77	CK2CCV	1	04-DEC-2007	12:56:06			H1
78	CK1CCB	1	04-DEC-2007	12:57:12			H1
79	KC7N1	2000	04-DEC-2007	12:58:27	7337030	A7K300216	H1
80	KC7NE	50	04-DEC-2007	12:59:31	7337030	A7K300216	H1
81	CK2CCV	1	04-DEC-2007	13:00:36			H1
82	CK1CCB	1	04-DEC-2007	13:01:43			H1
83	CK2CCV	1	04-DEC-2007	14:12:20			H1
84	CK1CCB	1	04-DEC-2007	14:13:28			H1
85	KDC56B	1	04-DEC-2007	14:14:55	7338021	A7L040000	H1
86	KDC56C	1	04-DEC-2007	14:15:59	7338021	A7L040000	H1
87	KC376	1	04-DEC-2007	14:17:13	7338021	7K29227	H1
88	KC376X	1	04-DEC-2007	14:18:23	7338021	7K29227	H1

(continued)

#	WorkOrder	Dilution	Date	Time	Batch	Lot	Instrument
89	KC376S	1	04-DEC-2007	14:19:43	7338021	7K29227	H1
90	KC38E	1	04-DEC-2007	14:21:08	7338021	7K29227	H1
91	KC38H	1	04-DEC-2007	14:22:26	7338021	7K29227	H1
92	KC38K	1	04-DEC-2007	14:23:34	7338021	7K29227	H1
93	KC9N0	1	04-DEC-2007	14:24:39	7338021	7K29227	H1
94	KC9N1	1	04-DEC-2007	14:25:50	7338021	7K29227	H1
95	CK2CCV	1	04-DEC-2007	14:26:55			H1
96	CK1CCB	1	04-DEC-2007	14:28:02			H1
97	KC9NM	1	04-DEC-2007	14:29:09	7338021	7K29227	H1
98	KC9NX	1	04-DEC-2007	14:30:17	7338021	7K29227	H1
99	KDC54B	1	04-DEC-2007	14:31:22	7338020	A7L040000	H1
100	KDC54C	1	04-DEC-2007	14:32:32	7338020	A7L040000	H1
101	KC9P0	1	04-DEC-2007	14:33:47	7338020	7L01179	H1
102	KC9P1	1	04-DEC-2007	14:34:55	7338020	7L01179	H1
103	KC9P2	1	04-DEC-2007	14:36:04	7338020	7L01179	H1
104	KC9P3	1	04-DEC-2007	14:37:09	7338020	7L01179	H1
105	KC9P6	1	04-DEC-2007	14:38:24	7338020	7L01179	H1
106	KC9P7	1	04-DEC-2007	14:39:31	7338020	7L01179	H1
107	CK2CCV	1	04-DEC-2007	14:40:41			H1
108	CK1CCB	1	04-DEC-2007	14:41:47			H1
109	KC9P8	1	04-DEC-2007	14:42:52	7338020	7L01179	H1
110	KC9P9	1	04-DEC-2007	14:44:01	7338020	7L01179	H1
111	KC9PQ	1	04-DEC-2007	14:45:06	7338020	7L01179	H1
112	KC9PQX	1	04-DEC-2007	14:46:15	7338020	7L01179	H1
113	KC9PQS	1	04-DEC-2007	14:47:32	7338020	7L01179	H1
114	KC9PT	1	04-DEC-2007	14:48:38	7338020	7L01179	H1
115	KC9PW	1	04-DEC-2007	14:49:43	7338020	7L01179	H1
116	KC9PX	1	04-DEC-2007	14:50:50	7338020	7L01179	H1
117	KC9QA	1	04-DEC-2007	14:51:56	7338020	7L01179	H1
118	KC9QC	1	04-DEC-2007	14:53:05	7338020	7L01179	H1
119	CK2CCV	1	04-DEC-2007	14:54:21			H1
120	CK1CCB	1	04-DEC-2007	14:55:26			H1
121	KC9QH	1	04-DEC-2007	14:56:33	7338020	7L01179	H1
122	KC9QK	1	04-DEC-2007	14:57:53	7338020	7L01179	H1
123	KC9QM	1	04-DEC-2007	14:58:59	7338020	7L01179	H1
124	KC9QQ	1	04-DEC-2007	15:00:15	7338020	7L01179	H1
125	KC9QT	1	04-DEC-2007	15:01:21	7338020	7L01179	H1
126	KC9QX	1	04-DEC-2007	15:02:27	7338020	7L01179	H1
127	KDC52B	1	04-DEC-2007	15:03:32	7338019	A7L040000	H1
128	KDC52C	1	04-DEC-2007	15:04:37	7338019	A7L040000	H1
129	KC9Q2	1	04-DEC-2007	15:05:46	7338019	7L01179	H1
130	KC9Q2X	1	04-DEC-2007	15:06:55	7338019	7L01179	H1
131	CK2CCV	1	04-DEC-2007	15:08:03			H1
132	CK1CCB	1	04-DEC-2007	15:09:18			H1

---------- (continued) ----------

: Instrument Upload Run Log - Page 4 :
: Started Wed Dec 5 06:33:14 2007 by LISTM :
: Data File: UPL$CAN_DATA_ROOT:<LHG>HG11204A.PRN;1 :

#	WorkOrder	Dilution	Date	Time	Batch	Lot	Instrument
133	KC9Q2S	1	04-DEC-2007	15:10:27	7338019	7L01179	H1
134	KC9Q3	1	04-DEC-2007	15:11:35	7338019	7L01179	H1
135	KC9Q5	1	04-DEC-2007	15:12:42	7338019	7L01179	H1
136	KC9Q6	1	04-DEC-2007	15:13:53	7338019	7L01179	H1
137	KC9Q8	1	04-DEC-2007	15:15:11	7338019	7L01179	H1
138	KC9R0	1	04-DEC-2007	15:16:17	7338019	7L01179	H1
139	KC9R1	1	04-DEC-2007	15:17:34	7338019	7L01179	H1
140	KC9RA	1	04-DEC-2007	15:18:54	7338019	7L01179	H1
141	KC9RC	1	04-DEC-2007	15:20:03	7338019	7L01179	H1
142	KC9RG	1	04-DEC-2007	15:21:10	7338019	7L01179	H1
143	CK2CCV	1	04-DEC-2007	15:22:15			H1
144	CK1CCB	1	04-DEC-2007	15:23:31			H1
145	KC9RJ	1	04-DEC-2007	15:24:36	7338019	7L01179	H1
146	KC9RK	1	04-DEC-2007	15:25:53	7338019	7L01179	H1
147	KC9RL	1	04-DEC-2007	15:27:02	7338019	7L01179	H1
148	KC9RN	1	04-DEC-2007	15:28:48	7338019	7L01179	H1
149	KC9RQ	1	04-DEC-2007	15:29:59	7338019	7L01179	H1
150	KC9RR	1	04-DEC-2007	15:31:25	7338019	7L01179	H1
151	KC9RV	1	04-DEC-2007	15:32:33	7338019	7L01179	H1
152	CRA	1	04-DEC-2007	15:33:43			H1
153	CK2CCV	1	04-DEC-2007	15:34:49			H1
154	CK1CCB	1	04-DEC-2007	15:35:53			H1

End of Report

```
-----------------------------------------------------------------------------
:       Instrument Upload                                   Run Log - Page  1 :
:       Started Fri Dec  7 15:09:55 2007 by DAVIESB                           :
:       Data File: UPL$CAN_DATA_ROOT:<REP>120707A.REP;1                       :
-----------------------------------------------------------------------------
```

#	WorkOrder	Dilution	Date	Time	Batch	Lot	Instrument	
1	BLANK		07-DEC-2007	09:18:12			I7	
2	STANDARD 1		07-DEC-2007	09:21:44			I7	
3	STANDARD 2		07-DEC-2007	09:25:18			I7	
4	STANDARD 3		07-DEC-2007	09:28:52			I7	
5	QC STD 1		07-DEC-2007	09:34:41			I7	
6	QC STD 2		07-DEC-2007	09:40:30			I7	
7	~~BLANK~~		07-DEC-2007	09:43:27			I7	
8	BLANK		07-DEC-2007	09:46:59			I7	
9	STANDARD 1		07-DEC-2007	09:50:32			I7	
10	STANDARD 2		07-DEC-2007	09:54:05			I7	
11	STANDARD 3		07-DEC-2007	09:57:39			I7	
12	QC STD 1		07-DEC-2007	10:03:29			I7	
13	QC STD 2		07-DEC-2007	10:09:17			I7	
14	QC STD 3		07-DEC-2007	10:12:15			I7	
15	QC STD 4		07-DEC-2007	10:15:59			I7	
16	QC STD 5		07-DEC-2007	10:19:46			I7	
17	QC STD 6		07-DEC-2007	10:26:26			I7	
18	QC STD 7		07-DEC-2007	10:32:14			I7	
19	KDC56B HN0		07-DEC-2007	10:35:11	7338021	A7L040000	I7	Zn
20	KC4T7	10	07-DEC-2007	10:38:38	7334030	7K29236	I7	V Cr Zn Ba Pb
21	KC4T7L	50	07-DEC-2007	10:42:06			I7	
22	KC6VE		07-DEC-2007	10:45:34	7337016	A7K300129	I7	
23	KC6VH		07-DEC-2007	10:49:02	7337016	A7K300129	I7	
24	KC6VL		07-DEC-2007	10:52:31	7337016	A7K300129	I7	
25	KC6VLL		07-DEC-2007	10:57:57			I7	
26	QC STD 6		07-DEC-2007	11:02:56			I7	
27	QC STD 7		07-DEC-2007	11:08:44			I7	
28	KC6E3B		07-DEC-2007	11:13:15	7334031	A7K300000	I7	Ag Sb
29	KC6E3C	10	07-DEC-2007	11:16:46	7334031	A7K300000	I7	
30	KC4T9		07-DEC-2007	11:20:57	7334031	7K29236	I7	
31	KC4T9X		07-DEC-2007	11:24:28	7334031	7K29236	I7	
32	KC4T9S	10	07-DEC-2007	11:27:58	7334031	7K29236	I7	
33	KC4VC		07-DEC-2007	11:32:07	7334031	7K29236	I7	
34	KC4VE		07-DEC-2007	11:35:36	7334031	7K29236	I7	
35	KC4VJ		07-DEC-2007	11:39:05	7334031	7K29236	I7	
36	KC4VK		07-DEC-2007	11:42:35	7334031	7K29236	I7	
37	KC4VM		07-DEC-2007	11:46:05	7334031	7K29236	I7	
38	QC STD 6		07-DEC-2007	11:51:54			I7	
39	QC STD 7		07-DEC-2007	11:57:42			I7	
40	KC4VQ		07-DEC-2007	12:00:41	7334031	7K29236	I7	
41	KC4VR		07-DEC-2007	12:04:12	7334031	7K29236	I7	
42	KC4VW		07-DEC-2007	12:07:43	7334031	7K29236	I7	
43	KC4V3		07-DEC-2007	12:11:15	7334031	7K29236	I7	
44	KC4V5		07-DEC-2007	12:14:46	7334031	7K29236	I7	

---------- (continued) ----------

#	WorkOrder	Dilution	Date	Time	Batch	Lot	Instrument
45	KC4V6		07-DEC-2007	12:18:18	7334031	7K29236	I7
46	KC4V8		07-DEC-2007	12:21:49	7334031	7K29236	I7
47	KC4WC		07-DEC-2007	12:25:18	7334031	7K29236	I7
48	KC4WF		07-DEC-2007	12:28:47	7334031	7K29236	I7
49	KC4WH		07-DEC-2007	12:32:17	7334031	7K29236	I7
50	QC STD 6		07-DEC-2007	12:38:06			I7
51	QC STD 7		07-DEC-2007	12:43:54			I7
52	KC4WJ		07-DEC-2007	12:46:53	7334031	7K29236	I7
53	KC4WK		07-DEC-2007	12:50:23	7334031	7K29236	I7
54	KC4WL		07-DEC-2007	12:53:54	7334031	7K29236	I7
55	KC4WM		07-DEC-2007	12:57:25	7334031	7K29236	I7
56	KC4WML		07-DEC-2007	13:00:56			I7
57	QC STD 6		07-DEC-2007	13:06:46			I7
58	QC STD 7		07-DEC-2007	13:12:34			I7
59	KDC52B		07-DEC-2007	13:18:07	7338019	A7L040000	I7
60	KDC52C	10	07-DEC-2007	13:21:39	7338019	A7L040000	I7
61	KC9Q2		07-DEC-2007	13:26:41	7338019	7L01179	I7
62	KC9Q2X		07-DEC-2007	13:30:12	7338019	7L01179	I7
63	KC9Q2S	10	07-DEC-2007	13:33:42	7338019	7L01179	I7
64	KC9Q3		07-DEC-2007	13:38:41	7338019	7L01179	I7
65	KC9Q5		07-DEC-2007	13:42:12	7338019	7L01179	I7
66	KC9Q6		07-DEC-2007	13:45:42	7338019	7L01179	I7
67	KC9Q8		07-DEC-2007	13:49:13	7338019	7L01179	I7
68	KC9RA		07-DEC-2007	13:52:44	7338019	7L01179	I7
69	QC STD 6		07-DEC-2007	13:58:34			I7
70	QC STD 7		07-DEC-2007	14:04:23			I7
71	KC9RC		07-DEC-2007	14:07:22	7338019	7L01179	I7
72	KC9RG		07-DEC-2007	14:10:54	7338019	7L01179	I7
73	KC9RJ		07-DEC-2007	14:14:26	7338019	7L01179	I7
74	KC9RK		07-DEC-2007	14:17:59	7338019	7L01179	I7
75	KC9RL		07-DEC-2007	14:21:32	7338019	7L01179	I7
76	KC9RN		07-DEC-2007	14:25:03	7338019	7L01179	I7
77	KC9RQ		07-DEC-2007	14:28:33	7338019	7L01179	I7
78	KC9RR		07-DEC-2007	14:32:03	7338019	7L01179	I7
79	KC9RV		07-DEC-2007	14:35:33	7338019	7L01179	I7
80	KC9R0		07-DEC-2007	14:41:24	7338019	7L01179	I7
81	QC STD 6		07-DEC-2007	14:44:54			I7
82	QC STD 7		07-DEC-2007	14:50:42			I7
83	KC9R1		07-DEC-2007	14:53:42	7338019	7L01179	I7
84	KC9R1L		07-DEC-2007	14:57:13			I7
85	QC STD 6		07-DEC-2007	15:03:06			I7
86	QC STD 7		07-DEC-2007	15:08:54			I7

---------- End of Report ----------

: Instrument Upload Run Log - Page 1 :
: Started Sat Dec 8 11:32:04 2007 by COUNTSK :
: Data File: UPL$CAN_DATA_ROOT:<REP>120707B.REP;1 :

#	WorkOrder	Dilution	Date	Time	Batch	Lot	Instrument
1	BLANK		07-DEC-2007	15:13:28			I7
2	BLANK		07-DEC-2007	15:17:00			I7
3	BLANK		07-DEC-2007	15:22:40			I7
4	STANDARD 1		07-DEC-2007	15:26:13			I7
5	STANDARD 2		07-DEC-2007	15:29:46			I7
6	STANDARD 3		07-DEC-2007	15:33:20			I7
7	QC STD 1		07-DEC-2007	15:39:10			I7
8	QC STD 2		07-DEC-2007	15:44:58			I7
9	QC STD 3		07-DEC-2007	15:47:56			I7
10	QC STD 4		07-DEC-2007	15:51:40			I7
11	QC STD 5		07-DEC-2007	15:55:26			I7
12	QC STD 5		07-DEC-2007	16:06:42			I7
13	QC STD 6		07-DEC-2007	16:13:22			I7
14	QC STD 7		07-DEC-2007	16:23:04			I7
15	KC6E3B		07-DEC-2007	16:26:03	7334031	A7K300000	I7
16	KC6E3C		07-DEC-2007	16:29:33	7334031	A7K300000	I7
17	KC4T9		07-DEC-2007	16:34:33	7334031	7K29236	I7
18	KC4T9X		07-DEC-2007	16:38:03	7334031	7K29236	I7
19	KC4T9S		07-DEC-2007	16:41:34	7334031	7K29236	I7
20	KC4VC		07-DEC-2007	16:46:33	7334031	7K29236	I7
21	KC4VE		07-DEC-2007	16:50:01	7334031	7K29236	I7
22	KC4VJ		07-DEC-2007	16:53:29	7334031	7K29236	I7
23	KC4VK		07-DEC-2007	16:56:58	7334031	7K29236	I7
24	KC4VM		07-DEC-2007	17:00:27	7334031	7K29236	I7
25	QC STD 6		07-DEC-2007	17:06:16			I7
26	QC STD 7		07-DEC-2007	17:12:04			I7
27	KC4VQ		07-DEC-2007	17:15:02	7334031	7K29236	I7
28	KC4VR		07-DEC-2007	17:18:31	7334031	7K29236	I7
29	KC4VW		07-DEC-2007	17:22:01	7334031	7K29236	I7
30	KC4V3		07-DEC-2007	17:25:31	7334031	7K29236	I7
31	KC4V5		07-DEC-2007	17:29:02	7334031	7K29236	I7
32	KC4V6		07-DEC-2007	17:32:33	7334031	7K29236	I7
33	KC4V8		07-DEC-2007	17:36:04	7334031	7K29236	I7
34	KC4WC		07-DEC-2007	17:39:34	7334031	7K29236	I7
35	KC4WF		07-DEC-2007	17:43:02	7334031	7K29236	I7
36	KC4WH		07-DEC-2007	17:46:31	7334031	7K29236	I7
37	QC STD 6		07-DEC-2007	17:52:19			I7
38	QC STD 7		07-DEC-2007	17:58:08			I7
39	KC4WJ		07-DEC-2007	18:01:06	7334031	7K29236	I7
40	KC4WK		07-DEC-2007	18:04:35	7334031	7K29236	I7
41	KC4WL		07-DEC-2007	18:08:04	7334031	7K29236	I7
42	KC4WM		07-DEC-2007	18:11:34	7334031	7K29236	I7
43	KC4WML		07-DEC-2007	18:15:04			I7
44	KDC52B		07-DEC-2007	18:20:05	7338019	A7L040000	I7

(continued)

#	WorkOrder	Dilution	Date	Time	Batch	Lot	Instrument
45	KDC52C		07-DEC-2007	18:23:37	7338019	A7L040000	I7
46	KC9Q2		07-DEC-2007	18:28:40	7338019	7L01179	I7
47	KC9Q2X		07-DEC-2007	18:32:11	7338019	7L01179	I7
48	KC9Q2S		07-DEC-2007	18:35:40	7338019	7L01179	I7
49	QC STD 6		07-DEC-2007	18:41:30			I7
50	QC STD 7		07-DEC-2007	18:47:17			I7
51	KC9Q3		07-DEC-2007	18:50:16	7338019	7L01179	I7
52	KC9Q5		07-DEC-2007	18:53:46	7338019	7L01179	I7
53	KC9Q6		07-DEC-2007	18:57:17	7338019	7L01179	I7
54	KC9Q8		07-DEC-2007	19:00:48	7338019	7L01179	I7
55	KC9RA		07-DEC-2007	19:04:19	7338019	7L01179	I7
56	KC9RC		07-DEC-2007	19:07:51	7338019	7L01179	I7
57	KC9RG		07-DEC-2007	19:11:23	7338019	7L01179	I7
58	KC9RJ		07-DEC-2007	19:14:55	7338019	7L01179	I7
59	KC9RK		07-DEC-2007	19:18:27	7338019	7L01179	I7
60	KC9RL		07-DEC-2007	19:22:00	7338019	7L01179	I7
61	QC STD 6		07-DEC-2007	19:27:51			I7
62	QC STD 7		07-DEC-2007	19:33:39			I7
63	KC9RN		07-DEC-2007	19:36:38	7338019	7L01179	I7
64	KC9RQ		07-DEC-2007	19:40:09	7338019	7L01179	I7
65	KC9RR		07-DEC-2007	19:43:39	7338019	7L01179	I7
66	KC9RV		07-DEC-2007	19:47:09	7338019	7L01179	I7
67	KC9R0		07-DEC-2007	19:50:40	7338019	7L01179	I7
68	KC9R1		07-DEC-2007	19:54:11	7338019	7L01179	I7
69	KC9R1L		07-DEC-2007	19:57:43			I7
70	QC STD 6		07-DEC-2007	20:03:33			I7
71	QC STD 7		07-DEC-2007	20:09:21			I7
72	QC STD 4		07-DEC-2007	20:52:56			I7
73	QC STD 5		07-DEC-2007	21:00:08			I7
74	QC STD 6		07-DEC-2007	21:14:04			I7
75	QC STD 7		07-DEC-2007	21:21:19			I7
76	KC4WH		07-DEC-2007	21:35:30	7334031	7K29236	I7
77	KDM0CBF		07-DEC-2007	21:40:32	7341022	A7L070000	I7
78	KDM0CCF		07-DEC-2007	21:44:05	7341022	A7L070000	I7
79	KDMA5F		07-DEC-2007	21:49:07	7341022	A7L060394	I7
80	KDMA5SF		07-DEC-2007	21:52:41	7341022	A7L060394	I7
81	KDMA5DF		07-DEC-2007	21:56:13	7341022	A7L060394	I7
82	KDMCJF		07-DEC-2007	22:01:13	7341022	A7L060394	I7
83	KDMCKF		07-DEC-2007	22:04:44	7341022	A7L060394	I7
84	KDMCLF		07-DEC-2007	22:08:14	7341022	A7L060394	I7
85	KC4WH	2	07-DEC-2007	22:11:46			I7
86	QC STD 6		07-DEC-2007	22:17:36			I7
87	QC STD 7		07-DEC-2007	22:23:24			I7
88	KDMCMF		07-DEC-2007	22:26:23	7341022	A7L060394	I7

---------- (continued) ----------

: Instrument Upload Run Log - Page 1 :
: Started Wed Dec 12 07:44:17 2007 by DAVIESB :
: Data File: UPL$CAN_DATA_ROOT:<REP>121107C.REP;1 :

#	WorkOrder	Dilution	Date	Time	Batch	Lot	Instrument
1	BLANK		11-DEC-2007	09:12:56			I7
2	STANDARD 1		11-DEC-2007	09:16:51			I7
3	STANDARD 2		11-DEC-2007	09:20:47			I7
4	STANDARD 3		11-DEC-2007	09:24:43			I7
5	QC STD 1		11-DEC-2007	09:30:56			I7
6	QC STD 2		11-DEC-2007	09:37:07			I7
7	QC STD 3		11-DEC-2007	09:40:28			I7
8	QC STD 4		11-DEC-2007	09:44:35			I7
9	QC STD 5		11-DEC-2007	09:48:44			I7
10	QC STD 6		11-DEC-2007	09:55:47			I7
11	QC STD 7		11-DEC-2007	10:01:58			I7
12	IDL1		11-DEC-2007	10:05:18			I7
13	IDL2		11-DEC-2007	10:09:08			I7
14	IDL3		11-DEC-2007	10:12:59			I7
15	IDL4		11-DEC-2007	10:16:50			I7
16	IDL5		11-DEC-2007	10:20:42			I7
17	IDL6		11-DEC-2007	10:24:33			I7
18	IDL7		11-DEC-2007	10:28:25			I7
19	KDJVEB		11-DEC-2007	10:32:16	7340023	A7L060000	I7
20	KDJVEC		11-DEC-2007	10:36:09	7340023	A7L060000	I7
21	KDGVD		11-DEC-2007	10:41:33	7340023	A7L050183	I7
22	QC STD 6		11-DEC-2007	10:48:35			I7
23	QC STD 7		11-DEC-2007	10:54:46			I7
24	IDL1		11-DEC-2007	10:59:07			I7
25	IDL2		11-DEC-2007	11:02:57			I7
26	IDL3		11-DEC-2007	11:06:48			I7
27	IDL4		11-DEC-2007	11:10:39			I7
28	IDL5		11-DEC-2007	11:14:31			I7
29	IDL6		11-DEC-2007	11:18:23			I7
30	IDL7		11-DEC-2007	11:22:15			I7
31	KDGVDF		11-DEC-2007	11:26:08	7340023	A7L050183	I7
32	KDJDK		11-DEC-2007	11:30:02	7340023	A7L050409	I7
33	KDJDKS		11-DEC-2007	11:33:54	7340023	A7L050409	I7
34	QC STD 6		11-DEC-2007	11:40:05			I7
35	QC STD 7		11-DEC-2007	11:46:16			I7
36	KDJDKD		11-DEC-2007	11:49:37	7340023	A7L050409	I7
37	KDRVCB		11-DEC-2007	11:54:58	7343029	A7L090000	I7
38	KDRVCC	10	11-DEC-2007	11:58:50	7343029	A7L090000	I7
39	KDN45		11-DEC-2007	12:04:12	7343029	A7L070227	I7
40	KDN5N		11-DEC-2007	12:08:04	7343029	A7L070227	I7
41	KDN5Q		11-DEC-2007	12:11:57	7343029	A7L070227	I7
42	KDN5T		11-DEC-2007	12:15:50	7343029	A7L070227	I7
43	KDN5X		11-DEC-2007	12:19:43	7343029	A7L070227	I7
44	KDN3X		11-DEC-2007	12:23:37	7343029	7L04225	I7

(continued)

#	WorkOrder	Dilution	Date	Time	Batch	Lot	Instrument
45	KDN3XS	10	11-DEC-2007	12:27:31	7343029	7L04225	I7
46	QC STD 6		11-DEC-2007	12:33:44			I7
47	QC STD 7		11-DEC-2007	12:39:55			I7
48	IDL1		11-DEC-2007	12:43:57			I7
49	IDL2		11-DEC-2007	12:47:48			I7
50	IDL3		11-DEC-2007	12:51:38			I7
51	IDL4		11-DEC-2007	12:55:29			I7
52	IDL5		11-DEC-2007	12:59:21			I7
53	IDL6		11-DEC-2007	13:03:13			I7
54	IDL7		11-DEC-2007	13:07:05			I7
55	KDN3XD	10	11-DEC-2007	13:10:58	7343029	7L04225	I7
56	KDN37		11-DEC-2007	13:16:21	7343029	7L04225	I7
57	KDRK8		11-DEC-2007	13:20:12	7343029	7L04225	I7
58	QC STD 6		11-DEC-2007	13:26:24			I7
59	QC STD 7		11-DEC-2007	13:32:35			I7
60	KDRLA		11-DEC-2007	13:35:56	7343029	7L04225	I7
61	KDRLC		11-DEC-2007	13:39:48	7343029	7L04225	I7
62	KDRLD		11-DEC-2007	13:43:40	7343029	7L04225	I7
63	KDRLT		11-DEC-2007	13:47:32	7343029	A7L080198	I7
64	KDRLTL		11-DEC-2007	13:51:25			I7
65	KDRTKB		11-DEC-2007	13:56:48	7343017	A7L090000	I7
66	KDRTKC		11-DEC-2007	14:00:42	7343017	A7L090000	I7
67	KDPGE		11-DEC-2007	14:06:06	7343017	A7L070293	I7
68	KDPG2		11-DEC-2007	14:10:01	7343017	A7L070293	I7
69	KDNC5		11-DEC-2007	14:13:55	7343017	A7L070139	I7
70	QC STD 6		11-DEC-2007	14:17:49			I7
71	QC STD 7		11-DEC-2007	14:24:00			I7
72	KDND2		11-DEC-2007	14:27:20	7343017	A7L070139	I7
73	KDQ31		11-DEC-2007	14:31:12	7343017	7L06419	I7
74	KDQ31S		11-DEC-2007	14:35:04	7343017	7L06419	I7
75	KDQ31D		11-DEC-2007	14:38:56	7343017	7L06419	I7
76	KDQ39		11-DEC-2007	14:44:19	7343017	7L06419	I7
77	KDQ4D		11-DEC-2007	14:48:12	7343017	7L06419	I7
78	KDQ4F		11-DEC-2007	14:52:05	7343017	7L06419	I7
79	KDQ4G		11-DEC-2007	14:55:59	7343017	7L06419	I7
80	KDQ4H		11-DEC-2007	14:59:53	7343017	7L06419	I7
81	KDQ4L		11-DEC-2007	15:03:47	7343017	7L06419	I7
82	QC STD 6		11-DEC-2007	15:10:00			I7
83	QC STD 7		11-DEC-2007	15:16:11			I7
84	KDQ4P		11-DEC-2007	15:19:33	7343017	7L06419	I7
85	KDQ4T		11-DEC-2007	15:23:28	7343017	7L06419	I7
86	KDQ40		11-DEC-2007	15:27:21	7343017	7L06419	I7
87	KDQ42		11-DEC-2007	15:31:13	7343017	7L06419	I7
88	KDNW5		11-DEC-2007	15:35:05	7343017	A7L070195	I7

---------- (continued) ----------

#	WorkOrder	Dilution	Date	Time	Batch	Lot	Instrument
89	KDNXN		11-DEC-2007	15:38:58	7343017	A7L070195	I7
90	KDNX3		11-DEC-2007	15:42:50	7343017	A7L070195	I7
91	KDNX8		11-DEC-2007	15:46:43	7343017	A7L070195	I7
92	KDNX8L		11-DEC-2007	15:50:37			I7
93	KDRR6B		11-DEC-2007	15:56:00	7343011	A7L090000	I7
94	QC STD 6		11-DEC-2007	15:59:53			I7
95	QC STD 7		11-DEC-2007	16:06:04			I7
96	KDRR6B		11-DEC-2007	16:16:37	7343011	A7L090000	I7
97	KDRR6C		11-DEC-2007	16:20:32	7343011	A7L090000	I7
98	KDPPH		11-DEC-2007	16:25:56	7343011	A7L070321	I7
99	KDPPHL		11-DEC-2007	16:29:51			I7
100	KDPPP		11-DEC-2007	16:33:45	7343011	A7L070321	I7
101	KDPPR		11-DEC-2007	16:37:39	7343011	A7L070321	I7
102	KDPPV		11-DEC-2007	16:41:32	7343011	A7L070321	I7
103	KDPP0		11-DEC-2007	16:45:24	7343011	A7L070321	I7
104	KDPP3		11-DEC-2007	16:49:33	7343011	A7L070321	I7
105	QC STD 6		11-DEC-2007	16:57:07			I7
106	QC STD 7		11-DEC-2007	17:03:18			I7
107	KDPT4		11-DEC-2007	17:07:03	7343011	A7L070334	I7
108	KDPT4S		11-DEC-2007	17:10:56	7343011	A7L070334	I7
109	KDPT4D		11-DEC-2007	17:14:51	7343011	A7L070334	I7
110	KDPVJ		11-DEC-2007	17:20:15	7343011	A7L070334	I7
111	KDPVM		11-DEC-2007	17:24:10	7343011	A7L070334	I7
112	KDPV0		11-DEC-2007	17:28:05	7343011	A7L070334	I7
113	KDPV4		11-DEC-2007	17:32:01	7343011	A7L070334	I7
114	KDPV8		11-DEC-2007	17:35:57	7343011	A7L070334	I7
115	KDPWE		11-DEC-2007	17:39:51	7343011	A7L070334	I7
116	KDPWH		11-DEC-2007	17:43:44	7343011	A7L070334	I7
117	QC STD 6		11-DEC-2007	17:49:57			I7
118	QC STD 7		11-DEC-2007	17:56:08			I7
119	KDPWP		11-DEC-2007	17:59:29	7343011	A7L070334	I7
120	KDPWR		11-DEC-2007	18:03:23	7343011	A7L070334	I7
121	KDPWX		11-DEC-2007	18:07:17	7343011	A7L070334	I7
122	KDC54B		11-DEC-2007	18:12:41	7338020	A7L040000	I7
123	KDC54C		11-DEC-2007	18:16:35	7338020	A7L040000	I7
124	KC9PQ		11-DEC-2007	18:22:00	7338020	7L01179	I7
125	KC9PQX		11-DEC-2007	18:25:55	7338020	7L01179	I7
126	KC9PQS		11-DEC-2007	18:29:51	7338020	7L01179	I7
127	KC9PT		11-DEC-2007	18:35:17	7338020	7L01179	I7
128	KC9PW		11-DEC-2007	18:39:13	7338020	7L01179	I7
129	QC STD 6		11-DEC-2007	18:45:28			I7
130	QC STD 7		11-DEC-2007	18:51:39			I7
131	KC9PX		11-DEC-2007	18:55:00	7338020	7L01179	I7
132	KC9P0		11-DEC-2007	18:58:53	7338020	7L01179	I7

Mo ↓

HNO_3 DO NOT UPLOAD

(continued)

#	WorkOrder	Dilution	Date	Time	Batch	Lot	Instrument
133	KC9P1		11-DEC-2007	19:02:47	7338020	7L01179	I7
134	KC9P2		11-DEC-2007	19:06:41	7338020	7L01179	I7
135	KC9P3		11-DEC-2007	19:10:35	7338020	7L01179	I7
136	KC9P6		11-DEC-2007	19:14:29	7338020	7L01179	I7
137	KC9P7		11-DEC-2007	19:18:24	7338020	7L01179	I7
138	KC9P8		11-DEC-2007	19:22:19	7338020	7L01179	I7
139	KC9P9		11-DEC-2007	19:26:15	7338020	7L01179	I7
140	KC9QA		11-DEC-2007	19:30:11	7338020	7L01179	I7
141	QC STD 6		11-DEC-2007	19:36:25			I7
142	QC STD 7		11-DEC-2007	19:42:36			I7
143	QC STD 4		11-DEC-2007	19:49:34			I7
144	QC STD 5		11-DEC-2007	19:56:29			I7
145	QC STD 6		11-DEC-2007	20:03:32			I7
146	QC STD 7		11-DEC-2007	20:09:43			I7
147	KC9QC		11-DEC-2007	20:18:37	7338020	7L01179	I7
148	KC9QH		11-DEC-2007	20:22:34	7338020	7L01179	I7
149	KC9QK		11-DEC-2007	20:26:29	7338020	7L01179	I7
150	KC9QM		11-DEC-2007	20:30:22	7338020	7L01179	I7
151	KC9QQ		11-DEC-2007	20:34:17	7338020	7L01179	I7
152	KC9QT		11-DEC-2007	20:38:11	7338020	7L01179	I7
153	KC9QX		11-DEC-2007	20:42:05	7338020	7L01179	I7
154	KC9QXL		11-DEC-2007	20:46:00			I7
155	KDC54B		11-DEC-2007	20:51:25	7338020	A7L040000	I7
156	KDC54C	10	11-DEC-2007	20:55:21	7338020	A7L040000	I7
157	QC STD 6		11-DEC-2007	21:00:44			I7
158	QC STD 7		11-DEC-2007	21:06:55			I7
159	KC9PQ		11-DEC-2007	21:10:19	7338020	7L01179	I7
160	KC9PQX		11-DEC-2007	21:14:15	7338020	7L01179	I7
161	KC9PQS	10	11-DEC-2007	21:18:11	7338020	7L01179	I7
162	KC9PT		11-DEC-2007	21:22:08	7338020	7L01179	I7
163	KC9PW		11-DEC-2007	21:26:04	7338020	7L01179	I7
164	KC9PX		11-DEC-2007	21:29:58	7338020	7L01179	I7
165	KC9P0		11-DEC-2007	21:33:52	7338020	7L01179	I7
166	KC9P1		11-DEC-2007	21:37:46	7338020	7L01179	I7
167	KC9P2		11-DEC-2007	21:41:41	7338020	7L01179	I7
168	KC9P3		11-DEC-2007	21:45:36	7338020	7L01179	I7
169	QC STD 6		11-DEC-2007	21:49:30			I7
170	QC STD 7		11-DEC-2007	21:55:41			I7
171	KC9P6		11-DEC-2007	21:59:04	7338020	7L01179	I7
172	KC9P7		11-DEC-2007	22:03:00	7338020	7L01179	I7
173	KC9P8		11-DEC-2007	22:06:56	7338020	7L01179	I7
174	KC9P9		11-DEC-2007	22:10:52	7338020	7L01179	I7
175	KC9QA		11-DEC-2007	22:14:49	7338020	7L01179	I7
176	KC9QC		11-DEC-2007	22:18:47	7338020	7L01179	I7

HCL PREP DO NOT UPLOAD

Mo L

(continued)

#	WorkOrder	Dilution	Date	Time	Batch	Lot	Instrument	
177	KC9QH		11-DEC-2007	22:22:42	7338020	7L01179	I7	
178	KC9QK		11-DEC-2007	22:26:37	7338020	7L01179	I7	
179	KC9QM		11-DEC-2007	22:30:32	7338020	7L01179	I7	
180	KC9QQ		11-DEC-2007	22:34:27	7338020	7L01179	I7	
181	QC STD 6		11-DEC-2007	22:38:20			I7	Mo
182	QC STD 7		11-DEC-2007	22:44:31			I7	
183	KC9QT		11-DEC-2007	22:47:54	7338020	7L01179	I7	
184	KC9QX		11-DEC-2007	22:51:49	7338020	7L01179	I7	
185	KC9QXL		11-DEC-2007	22:55:45			I7	
186	KDND2	5	11-DEC-2007	22:59:42	7343017	A7L070139	I7	
187	QC STD 6		11-DEC-2007	23:03:36			I7	Mo
188	QC STD 7		11-DEC-2007	23:09:48			I7	
189	QC STD 6		11-DEC-2007	23:52:51			I7	Mo
190	QC STD 7		12-DEC-2007	00:08:48			I7	
191	KDPT4		12-DEC-2007	00:36:04	7343011	A7L070334	I7	
192	KDPT4S		12-DEC-2007	00:39:58	7343011	A7L070334	I7	
193	KDPT4D		12-DEC-2007	00:43:53	7343011	A7L070334	I7	
194	KDPVJ		12-DEC-2007	00:49:16	7343011	A7L070334	I7	
195	KDPVM		12-DEC-2007	00:53:11	7343011	A7L070334	I7	
196	KDPV0		12-DEC-2007	00:57:06	7343011	A7L070334	I7	
197	KDPV4		12-DEC-2007	01:01:02	7343011	A7L070334	I7	
198	KDPV8		12-DEC-2007	01:04:58	7343011	A7L070334	I7	
199	KDPWE		12-DEC-2007	01:08:52	7343011	A7L070334	I7	
200	KDPWH		12-DEC-2007	01:15:05	7343011	A7L070334	I7	
201	QC STD 6		12-DEC-2007	01:21:17			I7	Mo
202	QC STD 7		12-DEC-2007	01:27:28			I7	
203	KDPWP		12-DEC-2007	01:30:50	7343011	A7L070334	I7	
204	KDPWR		12-DEC-2007	01:34:43	7343011	A7L070334	I7	
205	KDPWX		12-DEC-2007	01:38:37	7343011	A7L070334	I7	
206	KDC54B		12-DEC-2007	01:44:01	7338020	A7L040000	I7	HNO_3 PREP DO NOT UPLOAD
207	KDC54C		12-DEC-2007	01:47:55	7338020	A7L040000	I7	
208	KC9PQ		12-DEC-2007	01:53:20	7338020	7L01179	I7	
209	KC9PQX		12-DEC-2007	01:57:15	7338020	7L01179	I7	
210	KC9PQS		12-DEC-2007	02:01:10	7338020	7L01179	I7	
211	KC9PT		12-DEC-2007	02:06:36	7338020	7L01179	I7	
212	KC9PW		12-DEC-2007	02:12:52	7338020	7L01179	I7	
213	QC STD 6		12-DEC-2007	02:19:06			I7	Mo
214	QC STD 7		12-DEC-2007	02:25:17			I7	
215	KC9PX		12-DEC-2007	02:28:39	7338020	7L01179	I7	
216	KC9P0		12-DEC-2007	02:32:32	7338020	7L01179	I7	
217	KC9P1		12-DEC-2007	02:36:25	7338020	7L01179	I7	
218	KC9P2		12-DEC-2007	02:40:18	7338020	7L01179	I7	
219	KC9P3		12-DEC-2007	02:44:12	7338020	7L01179	I7	
220	KC9P6		12-DEC-2007	02:48:06	7338020	7L01179	I7	

---------- (continued) ----------

: Instrument Upload Run Log - Page 6 :
: Started Wed Dec 12 07:44:17 2007 by DAVIESB :
: Data File: UPL$CAN_DATA_ROOT:<REP>121107C.REP;1 :

#	WorkOrder	Dilution	Date	Time	Batch	Lot	Instrument
221	KC9P7		12-DEC-2007	02:52:01	7338020	7L01179	I7
222	KC9P8		12-DEC-2007	02:55:56	7338020	7L01179	I7
223	KC9P9		12-DEC-2007	03:02:10	7338020	7L01179	I7
224	KC9QA		12-DEC-2007	06:45:47	7338020	7L01179	I7
225	QC STD 6		12-DEC-2007	06:56:17			I7
226	QC STD 7		12-DEC-2007	07:02:27			I7
227	KC9QC		12-DEC-2007	07:21:55	7338020	7L01179	I7
228	KC9QH		12-DEC-2007	07:25:50	7338020	7L01179	I7
229	KC9QK		12-DEC-2007	07:29:45	7338020	7L01179	I7
230	KC9QM		12-DEC-2007	07:33:39	7338020	7L01179	I7
231	KC9QQ		12-DEC-2007	07:37:34	7338020	7L01179	I7
232	KC9QT		12-DEC-2007	07:41:29	7338020	7L01179	I7
233	KC9QX		12-DEC-2007	07:45:25	7338020	7L01179	I7
234	KC9QXL		12-DEC-2007	07:49:21			I7
235	KDND2	5	12-DEC-2007	07:53:17	7343017	A7L070139	I7
236	QC STD 6		12-DEC-2007	08:06:52			I7
237	QC STD 7		12-DEC-2007	08:18:53			I7

Cu + Mo + Ni + Ag +

Mo + Ag +

---------- End of Report ----------

: Instrument Upload Run Log - Page 1 :
: Started Thu Dec 13 05:39:26 2007 by DAVIESB :
: Data File: UPL$CAN_DATA_ROOT:<REP>121207A.REP;1 :

#	WorkOrder	Dilution	Date	Time	Batch	Lot	Instrument
1	BLANK		12-DEC-2007	08:33:12			I7
2	STANDARD 1		12-DEC-2007	08:37:07			I7
3	STANDARD 2		12-DEC-2007	08:41:03			I7
4	STANDARD 3		12-DEC-2007	08:45:00			I7
5	QC STD 1		12-DEC-2007	08:51:13			I7
6	QC STD 2		12-DEC-2007	08:57:25			I7
7	QC STD 3		12-DEC-2007	09:00:45			I7
8	QC STD 4		12-DEC-2007	09:04:53			I7
9	QC STD 5		12-DEC-2007	09:09:01			I7
10	QC STD 6		12-DEC-2007	09:19:16			I7
11	QC STD 7		12-DEC-2007	09:28:20			I7
12	IDL1		12-DEC-2007	09:31:47			I7
13	IDL2		12-DEC-2007	09:35:38			I7
14	IDL3		12-DEC-2007	09:39:28			I7
15	IDL4		12-DEC-2007	09:43:19			I7
16	IDL5		12-DEC-2007	09:47:11			I7
17	IDL6		12-DEC-2007	09:51:02			I7
18	IDL7		12-DEC-2007	09:54:54			I7
19	QC STD 6		12-DEC-2007	09:58:46			I7
20	QC STD 7		12-DEC-2007	10:04:57			I7
21	KDRR6C		12-DEC-2007	10:30:50	7343011	A7L090000	I7
22	KDVNHB		12-DEC-2007	10:36:10	7345017	A7L110000	I7
23	KDVNHC		12-DEC-2007	10:40:00	7345017	A7L110000	I7
24	KDN53		12-DEC-2007	10:45:21	7345017	7L05259	I7
25	KDN53L		12-DEC-2007	10:49:13			I7
26	KDT25		12-DEC-2007	10:53:04	7345017	A7L100186	I7
27	KDT25	5	12-DEC-2007	10:56:56	7345017	A7L100186	I7
28	KDQTH		12-DEC-2007	11:00:49	7345017	A7L070425	I7
29	KDQTHS		12-DEC-2007	11:04:41	7345017	A7L070425	I7
30	KDQTHD		12-DEC-2007	11:08:35	7345017	A7L070425	I7
31	QC STD 6		12-DEC-2007	11:14:47			I7
32	QC STD 7		12-DEC-2007	11:20:58			I7
33	KDQTJ		12-DEC-2007	11:24:20	7345017	A7L070425	I7
34	KDQTK		12-DEC-2007	11:28:13	7345017	A7L070425	I7
35	KDRG6		12-DEC-2007	11:32:06	7345017	A7L080184	I7
36	KDRHC		12-DEC-2007	11:35:56	7345017	A7L080184	I7
37	KDRHF		12-DEC-2007	11:39:48	7345017	A7L080184	I7
38	KDRHP		12-DEC-2007	11:43:39	7345017	A7L080184	I7
39	QC STD 6		12-DEC-2007	11:49:51			I7
40	QC STD 7		12-DEC-2007	11:57:41			I7
41	IDL1		12-DEC-2007	12:04:24			I7
42	IDL2		12-DEC-2007	12:08:16			I7
43	IDL3		12-DEC-2007	12:12:09			I7
44	IDL4		12-DEC-2007	12:16:01			I7

(continued)

#	WorkOrder	Dilution	Date	Time	Batch	Lot	Instrument
45	IDL5		12-DEC-2007	12:19:55			I7
46	IDL6		12-DEC-2007	12:23:48			I7
47	IDL7		12-DEC-2007	12:27:42			I7
48	QC STD 6		12-DEC-2007	12:31:35			I7
49	QC STD 7		12-DEC-2007	12:39:25			I7
50	KDC54B		12-DEC-2007	13:26:12	7338020	A7L040000	I7
51	KDC54C		12-DEC-2007	13:30:02	7338020	A7L040000	I7
52	KC9PQ		12-DEC-2007	13:35:23	7338020	7L01179	I7
53	KC9PQX		12-DEC-2007	13:39:14	7338020	7L01179	I7
54	KC9PQS		12-DEC-2007	13:43:05	7338020	7L01179	I7
55	KC9PT		12-DEC-2007	13:48:26	7338020	7L01179	I7
56	KC9PW		12-DEC-2007	13:52:18	7338020	7L01179	I7
57	KC9PX		12-DEC-2007	13:56:11	7338020	7L01179	I7
58	KC9P0		12-DEC-2007	14:00:03	7338020	7L01179	I7
59	KC9P1		12-DEC-2007	14:03:56	7338020	7L01179	I7
60	QC STD 6		12-DEC-2007	14:10:09			I7
61	QC STD 7		12-DEC-2007	14:17:59			I7
62	KC9P2		12-DEC-2007	14:22:14	7338020	7L01179	I7
63	KC9P6		12-DEC-2007	14:26:07	7338020	7L01179	I7
64	KC9P7		12-DEC-2007	14:29:59	7338020	7L01179	I7
65	KC9QH		12-DEC-2007	14:33:50	7338020	7L01179	I7
66	KC9QK		12-DEC-2007	14:37:41	7338020	7L01179	I7
67	KDC54B		12-DEC-2007	14:45:23	7338020	A7L040000	I7
68	KDC54C		12-DEC-2007	14:49:13	7338020	A7L040000	I7
69	KC9PQ		12-DEC-2007	14:54:33	7338020	7L01179	I7
70	KC9PQX		12-DEC-2007	14:58:24	7338020	7L01179	I7
71	KC9PQS		12-DEC-2007	15:02:16	7338020	7L01179	I7
72	QC STD 6		12-DEC-2007	15:07:37			I7
73	QC STD 7		12-DEC-2007	15:15:28			I7
74	KC9PT		12-DEC-2007	15:20:06	7338020	7L01179	I7
75	KC9PW		12-DEC-2007	15:23:58	7338020	7L01179	I7
76	KC9PX		12-DEC-2007	15:27:51	7338020	7L01179	I7
77	KC9P0		12-DEC-2007	15:31:43	7338020	7L01179	I7
78	KC9P1		12-DEC-2007	15:35:36	7338020	7L01179	I7
79	KC9P2		12-DEC-2007	15:39:29	7338020	7L01179	I7
80	KC9P6		12-DEC-2007	15:43:23	7338020	7L01179	I7
81	KC9P7		12-DEC-2007	15:47:15	7338020	7L01179	I7
82	KC9QH		12-DEC-2007	15:51:06	7338020	7L01179	I7
83	KC9QK		12-DEC-2007	15:54:57	7338020	7L01179	I7
84	QC STD 6		12-DEC-2007	16:01:09			I7
85	QC STD 7		12-DEC-2007	16:08:59			I7
86	KC9QT		12-DEC-2007	16:12:20	7338020	7L01179	I7
87	KC9QX	5	12-DEC-2007	16:16:12	7338020	7L01179	I7
88	KC9QXL	25	12-DEC-2007	16:20:04			I7

(continued)

#	WorkOrder	Dilution	Date	Time	Batch	Lot	Instrument
89	KDC54B		12-DEC-2007	16:30:24	7338020	A7L040000	I7
90	KC9P0	5	12-DEC-2007	16:34:18	7338020	7L01179	I7
91	KC9P1	5	12-DEC-2007	16:38:13	7338020	7L01179	I7
92	KC9P6	5	12-DEC-2007	16:42:05	7338020	7L01179	I7
93	KC9QX	5	12-DEC-2007	16:45:57	7338020	7L01179	I7
94	KC9QXL	25	12-DEC-2007	16:49:49			I7
95	QC STD 6		12-DEC-2007	16:55:10			I7
96	QC STD 7		12-DEC-2007	17:03:01			I7
97	KDRTABF		12-DEC-2007	17:09:16	7343013	A7L090000	I7
98	KDRTACF		12-DEC-2007	17:13:08	7343013	A7L090000	I7
99	KDRQ2F		12-DEC-2007	17:18:32	7343013	A7L080211	I7
100	KDRQ5F		12-DEC-2007	17:22:25	7343013	A7L080211	I7
101	KDRQ6F		12-DEC-2007	17:26:19	7343013	A7L080211	I7
102	KDRQ7F		12-DEC-2007	17:30:13	7343013	A7L080211	I7
103	KDRRAF		12-DEC-2007	17:34:06	7343013	A7L080211	I7
104	KDRREF		12-DEC-2007	17:37:57	7343013	A7L080211	I7
105	KDRRGF		12-DEC-2007	17:41:48	7343013	A7L080211	I7
106	KDRRHF		12-DEC-2007	17:45:40	7343013	A7L080211	I7
107	QC STD 6		12-DEC-2007	17:51:51			I7
108	QC STD 7		12-DEC-2007	17:59:42			I7
109	KDRRJF		12-DEC-2007	18:03:03	7343013	A7L080211	I7
110	KDRRKF		12-DEC-2007	18:06:56	7343013	A7L080211	I7
111	KDRRKFL		12-DEC-2007	18:10:48			I7
112	KDRRKFS		12-DEC-2007	18:14:41	7343013	A7L080211	I7
113	KDRRKFD		12-DEC-2007	18:18:35	7343013	A7L080211	I7
114	KDC54B		12-DEC-2007	18:24:49	7338020	A7L040000	I7
115	QC STD 6		12-DEC-2007	18:30:11			I7
116	QC STD 7		12-DEC-2007	18:38:02			I7
117	QC STD 4		12-DEC-2007	19:03:12			I7
118	QC STD 5		12-DEC-2007	19:20:54			I7
119	QC STD 6		12-DEC-2007	19:27:57			I7
120	QC STD 7		12-DEC-2007	19:42:56			I7
121	KDTWABE		12-DEC-2007	21:43:02	7346051	A7L100000	I7
122	KDXWFBE		12-DEC-2007	21:46:52	7346051	A7L120000	I7
123	KDXWFCE		12-DEC-2007	21:50:43	7346051	A7L120000	I7
124	KDN45E		12-DEC-2007	21:56:04	7346051	A7L070227	I7
125	KDN45EL		12-DEC-2007	21:59:55			I7
126	KDN45ES		12-DEC-2007	22:03:46	7346051	A7L070227	I7
127	KDN45ED		12-DEC-2007	22:07:38	7346051	A7L070227	I7
128	KDN5NE		12-DEC-2007	22:13:01	7346051	A7L070227	I7
129	KDN5QE		12-DEC-2007	22:16:53	7346051	A7L070227	I7
130	KDN5TE		12-DEC-2007	22:23:06	7346051	A7L070227	I7
131	QC STD 6		12-DEC-2007	22:29:18			I7
132	QC STD 7		12-DEC-2007	22:37:09			I7

---------- (continued) ----------

: Instrument Upload Run Log - Page 1 :
: Started Wed Dec 5 09:26:28 2007 by COUNTSK :
: Data File: UPL$CAN_DATA_ROOT:<TJA>I61204A.ARC;1 :

#	WorkOrder	Dilution	Date	Time	Batch	Lot	Instrument
1	S0	1	04-DEC-2007	07:33:00			I6
2	CALSTD	1	04-DEC-2007	07:39:00			I6
3	CAL	1	04-DEC-2007	07:45:00			I6
4	S100	1	04-DEC-2007	07:50:00			I6
5	ICV	1	04-DEC-2007	07:55:00			I6
6	ICB	1	04-DEC-2007	08:03:00			I6
7	CRI	MRL	04-DEC-2007	08:08:00			I6
8	CRIQ	1	04-DEC-2007	08:14:00	Fe only		I6
9	ICSA	1	04-DEC-2007	08:20:00			I6
10	FE	1	04-DEC-2007	08:29:00			I6
11	ICSA	1	04-DEC-2007	08:36:00			I6
12	ICSAB	1	04-DEC-2007	08:41:00			I6
13	CCV	1	04-DEC-2007	08:48:00			I6
14	CCB	1	04-DEC-2007	08:56:00			I6
15	IDL	1	04-DEC-2007	09:21:00			I6
16	IDL	1	04-DEC-2007	09:26:00			I6
17	IDL	1	04-DEC-2007	09:31:00			I6
18	IDL	1	04-DEC-2007	09:36:00			I6
19	IDL	1	04-DEC-2007	09:41:00			I6
20	IDL	1	04-DEC-2007	09:46:00			I6
21	IDL	1	04-DEC-2007	09:51:00			I6
22	CCV	1	04-DEC-2007	10:12:00			I6
23	CCB	1	04-DEC-2007	10:19:00			I6
24	KDACAB	1	04-DEC-2007	10:25:00	7337011	A7L030000	I6
25	KDACAC	1	04-DEC-2007	10:30:00	7337011	A7L030000	I6
26	KC9JR	1	04-DEC-2007	10:36:00	7337011	A7L010151	I6
27	KC9JW	1	04-DEC-2007	10:41:00	7337011	A7L010151	I6
28	KC9J0	1	04-DEC-2007	10:46:00	7337011	A7L010151	I6
29	KC9J2	1	04-DEC-2007	10:51:00	7337011	A7L010151	I6
30	KC9J3	1	04-DEC-2007	10:56:00	7337011	A7L010151	I6
31	KC9J4	1	04-DEC-2007	11:01:00	7337011	A7L010151	I6
32	KC9J8	1	04-DEC-2007	11:07:00	7337011	A7L010151	I6
33	KC9J8L	1	04-DEC-2007	11:12:00			I6
34	CCV	1	04-DEC-2007	11:19:00			I6
35	CCB	1	04-DEC-2007	11:27:00			I6
36	KC9J8A	1	04-DEC-2007	11:32:00	7337011	A7L010151	I6
37	KC9J8S	1	04-DEC-2007	11:38:00	7337011	A7L010151	I6
38	KC9J8D	1	04-DEC-2007	11:43:00	7337011	A7L010151	I6
39	KC6E1B	1	04-DEC-2007	11:49:00	7334030	A7K300000	I6
40	KC6E1C	1	04-DEC-2007	11:54:00	7334030	A7K300000	I6
41	KC397	1	04-DEC-2007	12:00:00	7334030	7K29236	I6
42	KC397L	1	04-DEC-2007	12:05:00			I6
43	KC397X	1	04-DEC-2007	12:10:00	7334030	7K29236	I6
44	KC397S	1	04-DEC-2007	12:15:00	7334030	7K29236	I6

(continued)

#	WorkOrder	Dilution	Date	Time	Batch	Lot	Instrument	
45	KC4TG	1	04-DEC-2007	12:21:00	7334030	7K29236	I6	
46	CCV	1	04-DEC-2007	12:29:00			I6	
47	CCB	1	04-DEC-2007	12:36:00			I6	
48	KC4TJ	1	04-DEC-2007	12:41:00	7334030	7K29236	I6	
49	KC4TL	1	04-DEC-2007	12:47:00	7334030	7K29236	I6	
50	KC4TQ	1	04-DEC-2007	12:52:00	7334030	7K29236	I6	
51	KC4TT	1	04-DEC-2007	12:57:00	7334030	7K29236	I6	Dilution at 22:31
52	KC4T0	1	04-DEC-2007	13:02:00	7334030	7K29236	I6	
53	KC4T2	1	04-DEC-2007	13:07:00	7334030	7K29236	I6	
54	KC4T4	1	04-DEC-2007	13:13:00	7334030	7K29236	I6	
55	KC4T7	1	04-DEC-2007	13:18:00	7334030	7K29236	I6	
56	KC6E3B	1	04-DEC-2007	13:24:00	7334031	A7K300000	I6	
57	KC6E3C	1	04-DEC-2007	13:29:00	7334031	A7K300000	I6	
58	CCV	1	04-DEC-2007	13:36:00			I6	
59	CCB	1	04-DEC-2007	13:44:00			I6	
60	KC4T9	1	04-DEC-2007	13:49:00	7334031	7K29236	I6	
61	KC4T9L	1	04-DEC-2007	13:54:00			I6	
62	KC4T9X	1	04-DEC-2007	14:00:00	7334031	7K29236	I6	
63	KC4T9S	1	04-DEC-2007	14:05:00	7334031	7K29236	I6	
64	KC4VC	1	04-DEC-2007	14:11:00	7334031	7K29236	I6	Dilution at 22:36
65	KC4VE	1	04-DEC-2007	14:16:00	7334031	7K29236	I6	
66	KC4VJ	1	04-DEC-2007	14:21:00	7334031	7K29236	I6	
67	KC4VK	1	04-DEC-2007	14:26:00	7334031	7K29236	I6	
68	KC4VM	1	04-DEC-2007	14:33:00	7334031	7K29236	I6	
69	KC4VQ	1	04-DEC-2007	14:38:00	7334031	7K29236	I6	
70	CCV	1	04-DEC-2007	14:46:00			I6	
71	CCB	1	04-DEC-2007	14:53:00			I6	
72	CCV	1	04-DEC-2007	15:03:00			I6	
73	CCB	1	04-DEC-2007	15:11:00			I6	
74	KC4VR	1	04-DEC-2007	15:16:00	7334031	7K29236	I6	
75	KC4VW	1	04-DEC-2007	15:21:00	7334031	7K29236	I6	
76	KC4V3	1	04-DEC-2007	15:26:00	7334031	7K29236	I6	
77	KC4V5	1	04-DEC-2007	15:31:00	7334031	7K29236	I6	
78	KC4V6	1	04-DEC-2007	15:37:00	7334031	7K29236	I6	
79	KC4V8	1	04-DEC-2007	15:42:00	7334031	7K29236	I6	
80	KC4WC	1	04-DEC-2007	15:47:00	7334031	7K29236	I6	
81	KC4WF	1	04-DEC-2007	15:52:00	7334031	7K29236	I6	
82	KC4WH	1	04-DEC-2007	15:57:00	7334031	7K29236	I6	Dilution at 05:20
83	KC4WJ	1	04-DEC-2007	16:03:00	7334031	7K29236	I6	
84	CCV	1	04-DEC-2007	16:09:00			I6	
85	CCB	1	04-DEC-2007	16:17:00			I6	
86	KC4WK	1	04-DEC-2007	16:22:00	7334031	7K29236	I6	
87	KC4WL	1	04-DEC-2007	16:27:00	7334031	7K29236	I6	
88	KC4WM	1	04-DEC-2007	16:32:00	7334031	7K29236	I6	

(continued)

#	WorkOrder	Dilution	Date	Time	Batch	Lot	Instrument
89	KDACVB	1	04-DEC-2007	16:38:00	7337020	A7L030000	I6
90	KDACVC	1	04-DEC-2007	16:43:00	7337020	A7L030000	I6
91	KC7LP	1	04-DEC-2007	16:49:00	7337020	A7K300214	I6
92	KC7LPS	1	04-DEC-2007	16:54:00	7337020	A7K300214	I6
93	KC7LPD	1	04-DEC-2007	16:59:00	7337020	A7K300214	I6
94	KC7MT	1	04-DEC-2007	17:05:00	7337020	A7K300214	I6
95	KC7MX	1	04-DEC-2007	17:10:00	7337020	A7K300214	I6
96	CCV	1	04-DEC-2007	17:18:00			I6
97	CCB	1	04-DEC-2007	17:26:00			I6
98	KC7M0	1	04-DEC-2007	17:31:00	7337020	A7K300214	I6
99	KC7M1	1	04-DEC-2007	17:36:00	7337020	A7K300214	I6
100	KC7M3	1	04-DEC-2007	17:41:00	7337020	A7K300214	I6
101	KC653S	5	04-DEC-2007	17:47:00	7337027	A7K300166	I6
102	KC6D6B	1	04-DEC-2007	17:53:00	7334018	A7K300000	I6
103	KC6D6C	1	04-DEC-2007	17:58:00	7334018	A7K300000	I6
104	KC3HV	1	04-DEC-2007	18:04:00	7334018	A7K290159	I6
105	KC3J5	1	04-DEC-2007	18:09:00	7334018	A7K290159	I6
106	KC3J5	5	04-DEC-2007	18:14:00	7334018	A7K290159	I6
107	KC3J7	1	04-DEC-2007	18:20:00	7334018	A7K290159	I6
108	CCV	1	04-DEC-2007	18:27:00			I6
109	CCB	1	04-DEC-2007	18:35:00			I6
110	KC3J8	1	04-DEC-2007	18:40:00	7334018	A7K290159	I6
111	KC3KA	1	04-DEC-2007	18:45:00	7334018	A7K290159	I6
112	KC3KAS	1	04-DEC-2007	18:51:00	7334018	A7K290159	I6
113	KC3KAD	1	04-DEC-2007	18:56:00	7334018	A7K290159	I6
114	KC3KL	1	04-DEC-2007	19:02:00	7334018	A7K290159	I6
115	KC3KP	1	04-DEC-2007	19:07:00	7334018	A7K290159	I6
116	KC3KR	1	04-DEC-2007	19:12:00	7334018	A7K290159	I6
117	KC3KX	1	04-DEC-2007	19:17:00	7334018	A7K290159	I6
118	KC3K1	1	04-DEC-2007	19:23:00	7334018	A7K290159	I6
119	KC3K3	1	04-DEC-2007	19:28:00	7334018	A7K290159	I6
120	CCV	1	04-DEC-2007	19:35:00			I6
121	CCB	1	04-DEC-2007	19:43:00			I6
122	KC3K5	1	04-DEC-2007	19:48:00	7334018	A7K290159	I6
123	KC4HE	1	04-DEC-2007	19:54:00	7334018	7K28254	I6
124	KC4HEL	1	04-DEC-2007	19:59:00			I6
125	KC6DWB	1	04-DEC-2007	20:05:00	7334014	A7K300000	I6
126	KC6DWC	1	04-DEC-2007	20:10:00	7334014	A7K300000	I6
127	KC21D	1	04-DEC-2007	20:16:00	7334014	7K29102	I6
128	KC21DL	1	04-DEC-2007	20:21:00			I6
129	KC21E	1	04-DEC-2007	20:26:00	7334014	7K29102	I6
130	KC21T	1	04-DEC-2007	20:31:00	7334014	7K29102	I6
131	KC213	1	04-DEC-2007	20:36:00	7334014	7K29102	I6
132	CCV	1	04-DEC-2007	20:44:00			I6

---------- (continued) ----------

#	WorkOrder	Dilution	Date	Time	Batch	Lot	Instrument
133	CCB	1	04-DEC-2007	20:52:00			I6
134	KC4AG	1	04-DEC-2007	20:57:00	7334014	A7K290238	I6
135	KC4AX	1	04-DEC-2007	21:02:00	7334014	A7K290238	I6
136	KC4A1	1	04-DEC-2007	21:07:00	7334014	A7K290238	I6
137	KC4A4	1	04-DEC-2007	21:13:00	7334014	A7K290238	I6
138	KC4A6	1	04-DEC-2007	21:18:00	7334014	A7K290238	I6
139	KC4A8	1	04-DEC-2007	21:23:00	7334014	A7K290238	I6
140	KC4CA	1	04-DEC-2007	21:28:00	7334014	A7K290238	I6
141	KC4CE	1	04-DEC-2007	21:33:00	7334014	A7K290238	I6
142	KC4CG	1	04-DEC-2007	21:39:00	7334014	A7K290238	I6
143	KC4CGS	1	04-DEC-2007	21:44:00	7334014	A7K290238	I6
144	CCV	1	04-DEC-2007	21:52:00			I6
145	CCB	1	04-DEC-2007	21:59:00			I6
146	KC4CGD	1	04-DEC-2007	22:05:00	7334014	A7K290238	I6
147	KC4CL	1	04-DEC-2007	22:10:00	7334014	A7K290238	I6
148	KC4CQ	1	04-DEC-2007	22:16:00	7334014	A7K290238	I6
149	KC4CR	1	04-DEC-2007	22:21:00	7334014	A7K290238	I6
150	KC4CW	1	04-DEC-2007	22:26:00	7334014	A7K290238	I6
151	KC4TT	5	04-DEC-2007	22:31:00	7334030	7K29236	I6 Fe,Mn
152	KC4VC	5	04-DEC-2007	22:36:00	7334031	7K29236	I6 ↓
153	CRI	MRL	04-DEC-2007	22:44:00			I6
154	CCV	1	04-DEC-2007	22:49:00			I6
155	CCB	1	04-DEC-2007	22:57:00			I6
156	CCV	1	05-DEC-2007	00:12:00			I6
157	CCB	1	05-DEC-2007	00:20:00			I6
158	KDADEB	1	05-DEC-2007	01:30:00	7337028	A7L030000	I6
159	KDADEC	1	05-DEC-2007	01:35:00	7337028	A7L030000	I6
160	KC9TJ	1	05-DEC-2007	01:42:00	7337028	7L01191	I6
161	KC9T7	1	05-DEC-2007	01:47:00	7337028	7L01191	I6
162	KC9T8	1	05-DEC-2007	01:52:00	7337028	7L01191	I6
163	KC9VD	1	05-DEC-2007	01:57:00	7337028	7L01191	I6
164	KC9VDS	1	05-DEC-2007	02:02:00	7337028	7L01191	I6
165	KC9VDD	1	05-DEC-2007	02:07:00	7337028	7L01191	I6
166	KC9VF	1	05-DEC-2007	02:14:00	7337028	7L01191	I6
167	KC9VL	1	05-DEC-2007	02:19:00	7337028	7L01191	I6
168	CCV	1	05-DEC-2007	02:27:00			I6
169	CCB	1	05-DEC-2007	02:34:00			I6
170	KC9VN	1	05-DEC-2007	02:40:00	7337028	7L01191	I6
171	KC9VR	1	05-DEC-2007	02:45:00	7337028	7L01191	I6
172	KC9VV	1	05-DEC-2007	02:50:00	7337028	7L01191	I6
173	KC9V1	1	05-DEC-2007	02:55:00	7337028	7L01191	I6
174	KC9V2	1	05-DEC-2007	03:00:00	7337028	7L01191	I6
175	KC9V5	1	05-DEC-2007	03:06:00	7337028	7L01191	I6
176	KC9V6	1	05-DEC-2007	03:11:00	7337028	7L01191	I6

(continued)

#	WorkOrder	Dilution	Date	Time	Batch	Lot	Instrument	
177	KC9V7	1	05-DEC-2007	03:16:00	7337028	7L01191	I6	
178	KC9WR	1	05-DEC-2007	03:21:00	7337028	7L01191	I6	
179	KC9WV	1	05-DEC-2007	03:26:00	7337028	7L01191	I6	
180	CCV	1	05-DEC-2007	03:34:00			I6	
181	CCB	1	05-DEC-2007	03:42:00			I6	
182	KC9WVL	1	05-DEC-2007	03:47:00			I6	
183	KDC56B	1	05-DEC-2007	03:54:00	7338021	A7L040000	I6	
184	KDC56C	1	05-DEC-2007	04:00:00	7338021	A7L040000	I6	
185	KC376	1	05-DEC-2007	04:06:00	7338021	7K29227	I6	
186	KC376X	1	05-DEC-2007	04:11:00	7338021	7K29227	I6	
187	KC376S	1	05-DEC-2007	04:16:00	7338021	7K29227	I6	
188	KC38E	1	05-DEC-2007	04:23:00	7338021	7K29227	I6	
189	KC38H	1	05-DEC-2007	04:28:00	7338021	7K29227	I6	
190	KC38K	1	05-DEC-2007	04:33:00	7338021	7K29227	I6	
191	KC9NM	1	05-DEC-2007	04:39:00	7338021	7K29227	I6	
192	CCV	1	05-DEC-2007	04:47:00			I6	
193	CCB	1	05-DEC-2007	04:54:00			I6	
194	KC9NX	1	05-DEC-2007	05:00:00	7338021	7K29227	I6	
195	KC9N0	1	05-DEC-2007	05:05:00	7338021	7K29227	I6	
196	KC9N0L	1	05-DEC-2007	05:10:00			I6	
197	KC9N1	1	05-DEC-2007	05:15:00	7338021	7K29227	I6	
198	KC4WH	5	05-DEC-2007	05:20:00	7334031	7K29236	I6	Fe Mn
199	KC6D8B	1	05-DEC-2007	05:29:00	7334019	A7K300000	I6	
200	KC6D8C	1	05-DEC-2007	05:34:00	7334019	A7K300000	I6	
201	KC4K7	1	05-DEC-2007	05:40:00	7334019	A7K290284	I6	
202	KC4LE	1	05-DEC-2007	05:46:00	7334019	A7K290284	I6	
203	CCV	1	05-DEC-2007	05:53:00			I6	
204	CCB	1	05-DEC-2007	06:01:00			I6	
205	KC4AG	1	05-DEC-2007	06:06:00	7334014	A7K290238	I6	
206	KC4AX	1	05-DEC-2007	06:11:00	7334014	A7K290238	I6	
207	KC4A1	1	05-DEC-2007	06:16:00	7334014	A7K290238	I6	
208	KC4A4	1	05-DEC-2007	06:22:00	7334014	A7K290238	I6	
209	KC4A6	1	05-DEC-2007	06:27:00	7334014	A7K290238	I6	
210	KC4A8	1	05-DEC-2007	06:32:00	7334014	A7K290238	I6	
211	KC4CA	1	05-DEC-2007	06:37:00	7334014	A7K290238	I6	
212	KC4CE	1	05-DEC-2007	06:42:00	7334014	A7K290238	I6	
213	KC4CG	1	05-DEC-2007	06:48:00	7334014	A7K290238	I6	
214	KC4CGS	1	05-DEC-2007	06:53:00	7334014	A7K290238	I6	
215	CCV	1	05-DEC-2007	07:00:00			I6	
216	CCB	1	05-DEC-2007	07:09:00			I6	
217	KC4CGD	1	05-DEC-2007	07:14:00	7334014	A7K290238	I6	
218	KC4CL	1	05-DEC-2007	07:20:00	7334014	A7K290238	I6	
219	KC4CQ	1	05-DEC-2007	07:25:00	7334014	A7K290238	I6	
220	KC4CR	1	05-DEC-2007	07:30:00	7334014	A7K290238	I6	

(continued)

#	WorkOrder	Dilution	Date	Time	Batch	Lot	Instrument	
221	KC4CW	1	05-DEC-2007	07:35:00			I6	
222	CRI	MRL	05-DEC-2007	07:43:00			I6	
223	CCV	1	05-DEC-2007	07:49:00			I6	
224	CCB	1	05-DEC-2007	07:58:00			I6	
225	KDC54B	1	05-DEC-2007	08:36:00	7338020	A7L040000	I6	
226	KDC54C	1	05-DEC-2007	08:41:00	7338020	A7L040000	I6	
227	KC9PQ	1	05-DEC-2007	08:47:00	7338020	7L01179	I6	
228	KC9PQL	1	05-DEC-2007	08:52:00			I6	
229	KC9PQX	1	05-DEC-2007	08:58:00	7338020	7L01179	I6	
230	KC9PQS	1	05-DEC-2007	09:03:00	7338020	7L01179	I6	
231	KC9PT	1	05-DEC-2007	09:09:00	7338020	7L01179	I6	Dilution at 17:13
232	KC9PW	1	05-DEC-2007	09:14:00	7338020	7L01179	I6	
233	KC9PX	1	05-DEC-2007	09:19:00	7338020	7L01179	I6	
234	KC9P0	1	05-DEC-2007	09:24:00	7338020	7L01179	I6	Dilution at 17:18
235	CCV	1	05-DEC-2007	09:32:00			I6	
236	CCB	1	05-DEC-2007	09:40:00			I6	
237	KC9P1	1	05-DEC-2007	09:45:00	7338020	7L01179	I6	Dilution at 17:24
238	KC9P2	1	05-DEC-2007	09:50:00	7338020	7L01179	I6	
239	KC9P3	1	05-DEC-2007	10:00:00	7338020	7L01179	I6	
240	KC9P6	1	05-DEC-2007	10:05:00	7338020	7L01179	I6	Dilution at 17:29
241	KC9P7	1	05-DEC-2007	10:10:00	7338020	7L01179	I6	
242	KC9P8	1	05-DEC-2007	10:16:00	7338020	7L01179	I6	
243	KC9P9	1	05-DEC-2007	10:21:00	7338020	7L01179	I6	
244	KC9QA	1	05-DEC-2007	10:26:00	7338020	7L01179	I6	
245	KC9QC	1	05-DEC-2007	10:31:00	7338020	7L01179	I6	
246	KC9QH	1	05-DEC-2007	10:36:00	7338020	7L01179	I6	Dilution at 17:34
247	CCV	1	05-DEC-2007	10:44:00			I6	
248	CCB	1	05-DEC-2007	10:52:00			I6	
249	KC9QK	1	05-DEC-2007	10:57:00	7338020	7L01179	I6	Dilution at 17:54
250	KC9QM	1	05-DEC-2007	11:02:00	7338020	7L01179	I6	
251	KC9QQ	1	05-DEC-2007	11:07:00	7338020	7L01179	I6	
252	KC9QT	1	05-DEC-2007	11:12:00	7338020	7L01179	I6	
253	KC9QX	1	05-DEC-2007	11:17:00	7338020	7L01179	I6	
254	KDC52B	1	05-DEC-2007	11:23:00	7338019	A7L040000	I6	
255	KDC52C	1	05-DEC-2007	11:28:00	7338019	A7L040000	I6	
256	KC9Q2	1	05-DEC-2007	11:34:00	7338019	7L01179	I6	
257	KC9Q2L	1	05-DEC-2007	11:39:00			I6	
258	KC9Q2X	1	05-DEC-2007	11:45:00	7338019	7L01179	I6	
259	CCV	1	05-DEC-2007	12:03:00			I6	
260	CCB	1	05-DEC-2007	12:11:00			I6	
261	KC9Q2S	1	05-DEC-2007	12:16:00	7338019	7L01179	I6	
262	KC9Q3	1	05-DEC-2007	12:22:00	7338019	7L01179	I6	
263	KC9Q5	1	05-DEC-2007	12:27:00	7338019	7L01179	I6	
264	KC9Q6	1	05-DEC-2007	12:32:00	7338019	7L01179	I6	

(continued)

#	WorkOrder	Dilution	Date	Time	Batch	Lot	Instrument
265	KC9Q8	1	05-DEC-2007	12:38:00	7338019	7L01179	I6
266	KC9RA	1	05-DEC-2007	12:43:00	7338019	7L01179	I6
267	KC9RC	1	05-DEC-2007	12:48:00	7338019	7L01179	I6
268	KC9RG	1	05-DEC-2007	12:53:00	7338019	7L01179	I6
269	KC9RJ	1	05-DEC-2007	12:58:00	7338019	7L01179	I6
270	KC9RK	1	05-DEC-2007	13:03:00	7338019	7L01179	I6
271	CCV	1	05-DEC-2007	13:11:00			I6
272	CCB	1	05-DEC-2007	13:19:00			I6
273	KC9RL	1	05-DEC-2007	13:25:00	7338019	7L01179	I6
274	KC9RN	1	05-DEC-2007	13:31:00	7338019	7L01179	I6
275	KC9RQ	1	05-DEC-2007	13:36:00	7338019	7L01179	I6
276	KC9RR	1	05-DEC-2007	13:41:00	7338019	7L01179	I6
277	KC9RV	1	05-DEC-2007	13:46:00	7338019	7L01179	I6
278	KC9R0	1	05-DEC-2007	13:51:00	7338019	7L01179	I6
279	KC9R1	1	05-DEC-2007	13:56:00	7338019	7L01179	I6
280	KDC5WB	1	05-DEC-2007	14:02:00	7338017	A7L040000	I6
281	KDC5WC	1	05-DEC-2007	14:07:00	7338017	A7L040000	I6
282	KC8TL	1	05-DEC-2007	14:13:00	7338017	A7K300334	I6
283	CCV	1	05-DEC-2007	14:21:00			I6
284	CCB	1	05-DEC-2007	14:28:00			I6
285	KDAT4	1	05-DEC-2007	14:34:00	7338017	7L03134	I6
286	KDAT4L	1	05-DEC-2007	14:39:00			I6
287	KDAVN	1	05-DEC-2007	14:44:00	7338017	7L03134	I6
288	KDAW1	1	05-DEC-2007	14:49:00	7338017	7L03134	I6
289	KDAW1S	1	05-DEC-2007	14:54:00	7338017	7L03134	I6
290	KDAW1D	1	05-DEC-2007	15:00:00	7338017	7L03134	I6
291	KDAW4	1	05-DEC-2007	15:05:00	7338017	7L03134	I6
292	KDAW5	1	05-DEC-2007	15:11:00	7338017	7L03134	I6
293	KDAW6	1	05-DEC-2007	15:16:00	7338017	7L03134	I6
294	KDAXC	1	05-DEC-2007	15:21:00	7338017	7L03134	I6
295	CCV	1	05-DEC-2007	15:29:00			I6
296	CCB	1	05-DEC-2007	15:36:00			I6
297	KDAXF	1	05-DEC-2007	15:41:00	7338017	7L03134	I6
298	KDAXJ	1	05-DEC-2007	15:47:00	7338017	7L03134	I6
299	KDAXL	1	05-DEC-2007	15:52:00	7338017	7L03134	I6
300	KDAXT	1	05-DEC-2007	15:57:00	7338017	7L03134	I6
301	KDAX0	1	05-DEC-2007	16:02:00	7338017	7L03134	I6
302	KDAX2	1	05-DEC-2007	16:07:00	7338017	7L03134	I6
303	KDAX5	1	05-DEC-2007	16:12:00	7338017	7L03134	I6
304	KDAX7	1	05-DEC-2007	16:18:00	7338017	7L03134	I6
305	KDDCGB	1	05-DEC-2007	16:23:00	7338147	A7L040000	I6
306	KDDCGC	1	05-DEC-2007	16:29:00	7338147	A7L040000	I6
307	CCV	1	05-DEC-2007	16:34:00			I6
308	CCB	1	05-DEC-2007	16:41:00			I6

(continued)

#	WorkOrder	Dilution	Date	Time	Batch	Lot	Instrument
309	KC4F5R	1	05-DEC-2007	16:47:00	7338147	A7K290263	I6
310	KC4GHR	100	05-DEC-2007	16:52:00	7338147	A7K290263	I6
311	KC266R	1	05-DEC-2007	16:57:00	7338147	A7K290118	I6
312	KC266S	1	05-DEC-2007	17:02:00	7334015	A7K290118	I6
313	KC266D	1	05-DEC-2007	17:07:00	7334015	A7K290118	I6
314	KC9PT	5	05-DEC-2007	17:13:00	7338020	7L01179	I6
315	KC9P0	5	05-DEC-2007	17:18:00	7338020	7L01179	I6
316	KC9P1	5	05-DEC-2007	17:24:00	7338020	7L01179	I6
317	KC9P6	5	05-DEC-2007	17:29:00	7338020	7L01179	I6
318	KC9QH	5	05-DEC-2007	17:34:00	7338020	7L01179	I6
319	CCV	1	05-DEC-2007	17:42:00			I6
320	CCB	1	05-DEC-2007	17:49:00			I6
321	KC9QK	5	05-DEC-2007	17:54:00	7338020	7L01179	I6
322	CRI	MRL	05-DEC-2007	18:01:00			I6
323	CCV	1	05-DEC-2007	18:07:00			I6
324	CCB	1	05-DEC-2007	18:14:00			I6
325	CCV	1	05-DEC-2007	19:43:00			I6
326	CCB	1	05-DEC-2007	19:51:00			I6
327	CCV	1	05-DEC-2007	20:17:00			I6
328	CCB	1	05-DEC-2007	20:25:00			I6
329	KDFQ6B	1	05-DEC-2007	21:12:00	7339020	A7L050000	I6
330	KDFQ6C	1	05-DEC-2007	21:17:00	7339020	A7L050000	I6
331	KDDTE	1	05-DEC-2007	21:23:00	7339020	A7L040172	I6
332	KDDPC	1	05-DEC-2007	21:29:00	7339020	A7L040165	I6
333	KDDPJ	1	05-DEC-2007	21:34:00	7339020	A7L040165	I6
334	KDDPL	1	05-DEC-2007	21:39:00	7339020	A7L040165	I6
335	KDDPP	1	05-DEC-2007	21:44:00	7339020	A7L040165	I6
336	KDDPT	1	05-DEC-2007	21:49:00	7339020	A7L040165	I6
337	KDDPV	1	05-DEC-2007	21:55:00	7339020	A7L040165	I6
338	KDE7K	1	05-DEC-2007	22:00:00	7339020	A7L040319	I6
339	CCV	1	05-DEC-2007	22:07:00			I6
340	CCB	1	05-DEC-2007	22:15:00			I6
341	KDE7KS	1	05-DEC-2007	22:20:00	7339020	A7L040319	I6
342	KDE7KD	1	05-DEC-2007	22:25:00	7339020	A7L040319	I6
343	KDEPQ	1	05-DEC-2007	22:32:00	7339020	A7L040279	I6
344	KDERP	1	05-DEC-2007	22:37:00	7339020	A7L040287	I6
345	KDET5	1	05-DEC-2007	22:42:00	7339020	A7L040290	I6
346	KDDJK	1	05-DEC-2007	22:47:00	7339020	A7L040145	I6
347	KDDJP	1	05-DEC-2007	22:52:00	7339020	A7L040145	I6
348	KDDJQ	1	05-DEC-2007	22:58:00	7339020	A7L040145	I6
349	KDDJQL	1	05-DEC-2007	23:03:00			I6
350	KDFRKB	1	05-DEC-2007	23:10:00	7339027	A7L050000	I6
351	CCV	1	05-DEC-2007	23:16:00			I6
352	CCB	1	05-DEC-2007	23:23:00			I6

FMN

(continued)

METHOD BLANK REPORT

General Chemistry

Client Lot #...: 7L01179 **Matrix.....:** SOLID

PARAMETER	RESULT	REPORTING LIMIT	UNITS	METHOD	PREPARATION-ANALYSIS DATE	PREP BATCH #
Percent Solids		Work Order #: KDE831AA		MB Lot-Sample #:	A7L040000-087	
	ND	10.0	%	MCAWW 160.3 MOD	12/04-12/05/07	7338087
		Dilution Factor: 1				
Percent Solids		Work Order #: KDE891AA		MB Lot-Sample #:	A7L040000-092	
	ND	10.0	%	MCAWW 160.3 MOD	12/04-12/05/07	7338092
		Dilution Factor: 1				
Percent Solids		Work Order #: KDE9K1AA		MB Lot-Sample #:	A7L040000-098	
	ND	10.0	%	MCAWW 160.3 MOD	12/04-12/05/07	7338098
		Dilution Factor: 1				

NOTE(S):

Calculations are performed before rounding to avoid round-off errors in calculated results.

SAMPLE DUPLICATE EVALUATION REPORT

General Chemistry

Client Lot #...: A7L010179 **Work Order #...:** KC7N0-SMP KC7N0-DUP **Matrix.....:** SOLID

Date Sampled...: 11/28/07 14:40 **Date Received..:** 11/30/07

% Moisture.....: 15

PARAM	RESULT	DUPLICATE RESULT	UNITS	RPD	RPD LIMIT	METHOD	PREPARATION-ANALYSIS DATE	PREP BATCH #
Percent Solids						SD Lot-Sample #: A7K300216-013		
	84.8	85.9	%	1.2	(0-20)	MCAWW 160.3 MOD	12/04-12/05/07	7338087

Dilution Factor: 1

SAMPLE DUPLICATE EVALUATION REPORT

General Chemistry

Client Lot #...: A7L010179 **Work Order #...:** KC9P2-SMP KC9P2-DUP **Matrix.....:** SO

Date Sampled...: 11/29/07 08:30 **Date Received..:** 12/01/07

% Moisture.....: 20

PARAM	RESULT	DUPLICATE RESULT	UNITS	RPD	RPD LIMIT	METHOD	PREPARATION-ANALYSIS DATE	PREP BATCH #
Percent Solids						SD Lot-Sample #: A7L010179-007		
	79.9	81.2	%	1.6	(0-20)	MCAWW 160.3 MOD	12/04-12/05/07	7338087

Dilution Factor: 1

SAMPLE DUPLICATE EVALUATION REPORT

General Chemistry

Client Lot #...: A7L010179 **Work Order #...:** KC9QA-SMP KC9QA-DUP **Matrix.....:** SO

Date Sampled...: 11/29/07 10:40 **Date Received..:** 12/01/07

% Moisture.....: 14

PARAM	RESULT	DUPLICATE RESULT	UNITS	RPD	RPD LIMIT	METHOD	PREPARATION-ANALYSIS DATE	PREP BATCH #
Percent Solids						SD Lot-Sample #: A7L010179-013		
	85.6	84.8	%	0.94	(0-20)	MCAWW 160.3 MOD	12/04-12/05/07	7338092

Dilution Factor: 1

SAMPLE DUPLICATE EVALUATION REPORT

General Chemistry

Client Lot #...: A7L010179 **Work Order #...:** KC9RG-SMP KC9RG-DUP **Matrix.....:** SO

Date Sampled...: 11/30/07 09:25 **Date Received..:** 12/01/07

% Moisture.....: 17

PARAM	RESULT	DUPLICATE RESULT	UNITS	RPD	RPD LIMIT	METHOD	PREPARATION-ANALYSIS DATE	PREP BATCH #
Percent Solids						SD Lot-Sample #: A7L010179-028		
	82.9	84.3	%	1.7	(0-20)	MCAWW 160.3 MOD	12/04-12/05/07	7338092

Dilution Factor: 1

SAMPLE DUPLICATE EVALUATION REPORT

General Chemistry

Client Lot #...: A7L010179 **Work Order #...:** KC82F-SMP KC82F-DUP **Matrix.....:** SOLID

Date Sampled...: 11/29/07 13:50 **Date Received..:** 11/30/07

% Moisture.....: 19

PARAM	RESULT	DUPLICATE RESULT	UNITS	RPD	RPD LIMIT	METHOD	PREPARATION-ANALYSIS DATE	PREP BATCH #
Percent Solids						SD Lot-Sample #: A7L010101-006		
	81.1	81.0	%	0.15	(0-20)	MCAWW 160.3 MOD	12/04-12/05/07	7338098

Dilution Factor: 1

SAMPLE DUPLICATE EVALUATION REPORT

General Chemistry

Client Lot #...: A7L010179 **Work Order #...:** KC9R1-SMP KC9R1-DUP **Matrix.....:** SO

Date Sampled...: 11/30/07 11:45 **Date Received..:** 12/01/07

% Moisture.....: 17

PARAM	RESULT	DUPLICATE RESULT	UNITS	RPD	RPD LIMIT	METHOD	PREPARATION-ANALYSIS DATE	PREP BATCH #
Percent Solids						SD Lot-Sample #: A7L010179-037		
	82.9	82.5	%	0.47	(0-20)	MCAWW 160.3 MOD	12/04-12/05/07	7338098

Dilution Factor: 1

Sample SB-509-0001
rep result arsenic
1.5mg/kg

$\left(\frac{13.2145\ ug}{L}\right)\left(\frac{100ml}{1g}\right)\left(\frac{1}{.867}\right)\left(\frac{1}{1000}\right)$

1.52mg/kg

Test America-N. Canton Elan 6100 ICPMS

Quantitative Analysis Report

Sample ID: KC9QC

Sample Date/Time: Tuesday, December 11, 2007 20:18:37
Method File: c:\elandata\Method\analysis-salts.mth
Dataset File: c:\elandata\Dataset\121107b\KC9QC.149
Number of Replicates: 2

Concentration Results

	Analyt	Mass	Conc. Mean	Conc. RSD	Meas. Intens. Mean	Sample Unit	Blank Intensity
|>	Li	6			1023562.412	ppb	937104.766
|-	Be	9	2.345859	1.913	463.512	ppb	4.5
|-	Al	27	40008.66748	4.932	96069719.16	ppb	6257.44
|>	Sc	45			680409.637	ppb	571362.365
|-	Ti	49	417.74312	0.391	135613.526	ppb	509.014
|	V	51	98.887278	0.733	525390.031	ppb	2255.25
|	Cr	52	54.675369	0.099	248454.099	ppb	9905.533
|	Cr	53	58.222431	10.911	44835.819	ppb	14425.973
|	Mn	55	182.7564	0.295	1252536.403	ppb	1309.073
|	Fe	54	62412.96872	0.016	17978594.53	ppb	88386.628
|	Fe	57	61947.3548	0.779	7986891.77	ppb	7441.512
|	Co	59	34.071856	0.326	165699.127	ppb	104.001
|	Ni	60	28.028122	0.024	27441.608	ppb	92.001
|	Ni	62	33.482027	0.328	4957.41	ppb	183.503
|	Cu	63	42.232414	0.048	80859.52	ppb	225.004
|	Cu	65	42.155957	0.77	38165.796	ppb	121.002
|	Zn	66	99.483904	0.037	45162.734	ppb	214.504
|	Zn	67	105.974343	7.836	10860.74	ppb	2082.675
|	Zn	68	96.365431	0.286	31843.273	ppb	495.514
|>	Ge	72			598189.217	ppb	581259.634
|	As	75	13.214547	0.732	8177.93	ppb	372.546
|	Se	77	3.116809	30.999	544.016	ppb	390.009
|-	Se	82	-0.333996	192.77	-40.78	ppb	-19.7
|-	Sr	88	36.390935	1.017	540863.249	ppb	876.036
|>	Y	89			1009644.671	ppb	543396.8
|-	Mo	95	1.351736	3.909	2636.77	ppb	1036.548
|	Mo	97	1.365235	8.287	1615.608	ppb	601.019
|	Mo	98	1.356741	10.245	4222.949	ppb	1612.998
|	Ag	107	0.174866	12.957	667.522	ppb	137.002
|	Ag	109	0.022077	15.157	183.003	ppb	114.002
|	Cd	110	-1.06583	30.066	-3841.308	ppb	-2948.117
|	Cd	111	0.107055	8.033	85.169	ppb	9.575
|	Cd	114	0.085441	5.513	156.418	ppb	17.091
|>	In	115			526357.11	ppb	500864.667
|	Sn	118	0.946645	0.783	2910.826	ppb	723.526
|	Sn	120	0.923829	0.342	3998.472	ppb	1027.547
|	Sb	121	-0.428859	0.94	204.504	ppb	1071.051
|	Sb	123	-0.444963	2.515	150.23	ppb	833.033
|	Ba	135	108.397955	1.112	73829.563	ppb	23
|-	Ba	137	108.718229	1.012	127548.751	ppb	40
|>	Ho	165			666690.422	ppb	615687.26
|	W	183	-2.159218	0.629	436.511	ppb	2890.323
|	W	184	-2.152858	2.644	930.037	ppb	6158.392
|	Tl	203	0.456564	5.199	1198.062	ppb	56.501
|	Tl	205	0.473968	2.08	2839.811	ppb	134.502
|	Pb	208	26.22267	4.489	209143.823	ppb	604.511

APPENDIX E - ADMINISTRATIVE REQUIREMENTS

Written Agreement
Block E and E Lot 3
Soil Response Action Plan
Lockheed Martin Middle River Complex, Middle River, Maryland

WRITTEN AGREEMENT

If the Response Action Plan is approved by the Maryland Department of the Environment, Lockheed Martin Corporation agrees, subject to the withdrawal provisions of Section 7-512 of the Environment Article, to comply with the provisions of the Response Action Plan. Lockheed Martin Corporation understands that if Lockheed Martin Corporation fails to implement and complete the requirements of the approved plan and schedule, the Maryland Department of the Environment may reach an agreement with Lockheed Martin Corporation to revise the schedule of completion in the approved Response Action Plan or, if an agreement cannot be reached, the Department may withdraw approval of the plan.

Brad W. Owens
Printed Name

Director, Environmental Remediation
Title

Signature

4/14/08
Date

Zoning Certification
Block E and E Lot 3
Soil Response Action Plan
Lockheed Martin Middle River Complex, Middle River, Maryland

ZONING CERTIFICATION

Lockheed Martin Corporation hereby certifies that the property meets all applicable county and municipal zoning requirements.

Lockheed Martin Corporation acknowledges that there are significant penalties for falsifying any information required by the Maryland Department of the Environment under Title 7, Subtitle 5 of the Environment Article, Annotated Code of Maryland, and that certification is required to be included in a response action plan for the Voluntary Cleanup Program pursuant to Title 7, Subtitle 5 of the Environment Article, Annotated Code of Maryland.

Brad W. Owens
Printed Name

Director, Environmental Remediation
Title

Brad W.
Signature

4/14/08
Date