Groundwater Monitoring Report
July–August 2009
Lockheed Martin Middle River Complex
2323 Eastern Boulevard
Middle River, Maryland

Prepared for:

Lockheed Martin Corporation

Prepared by:

Tetra Tech, Inc.

March 2010



Michael Martin, P.G.
East Coast Regional Manager



Anthony Apanavage, P.G.
Project Manager

TABLE OF CONTENTS

Section **Page**

1 INTRODUCTION 1-1

2 SITE BACKGROUND 2-1

2.1 MRC BACKGROUND 2-1

2.1.1 MRC History 2-1

2.1.2 MRC Characteristics 2-2

2.2 PREVIOUS INVESTIGATIONS 2-4

2.2.1 Chromium Investigation 2-4

2.2.2 2003 Phase I Environmental Site Assessment 2-4

2.2.3 2005 Site-Wide Groundwater Investigation 2-5

2.2.4 2007 Site-Wide Groundwater Investigation 2-8

2.2.5 2008 Groundwater Monitoring 2-10

2.2.6 2008–2009 Block I Phase II Investigation 2-10

3 INVESTIGATION APPROACH 3-1

3.1 SYNOPTIC GROUNDWATER-LEVEL MEASUREMENTS 3-1

3.2 STAFF-GAGE INSTALLATION 3-1

3.3 LONG-TERM WATER-LEVEL MONITORING 3-2

3.4 GROUNDWATER SAMPLING 3-2

3.5 FIELD AND LABORATORY ANALYSES 3-3

3.6 DOCUMENTATION 3-4

3.7 EQUIPMENT DECONTAMINATION 3-4

3.8 WASTE MANAGEMENT 3-5

3.9 GENERAL SAMPLING PROCEDURES, NOMENCLATURE, AND HANDLING 3-5

3.10 DATA VALIDATION 3-5

4 INVESTIGATION RESULTS 4-1

4.1 GROUNDWATER DATA 4-1

4.1.1 Groundwater-Level Data 4-1

4.1.2 Groundwater Chemical Data 4-2

TABLE OF CONTENTS (Continued)

5 SUMMARY AND RECOMMENDATIONS 5-1

5.1 SUMMARY 5-1

5.2 RECOMMENDATIONS 5-2

6 REFERENCES 6-1

APPENDICES

APPENDIX A— GROUNDWATER-LEVEL RECORD SHEET

APPENDIX B— MONITORING-WELL PURGING AND SAMPLING RECORDS

APPENDIX C— CHAIN-OF-CUSTODY FORMS

APPENDIX D— DATA-VALIDATION REPORTS (ON CD)

APPENDIX E— ANALYTICAL-DATA TABLE

LIST OF FIGURES

Page

Figure 1-1 Middle River Complex Location Map 1-2

Figure 3-1 Groundwater Monitoring-Well Locations 3-8

Figure 4-1 Groundwater Contours of the Upper Surficial-Aquifer, July 2009 4-6

Figure 4-2 Groundwater Contours of the Lower Surficial-Aquifer, July 2009 4-7

Figure 4-3 Distribution of TCE in Groundwater, July–August 2009 4-8

Figure 4-4 Distribution of Benzene in Groundwater, July–August 2009 4-9

Figure 4-5 Distribution of 1,4-Dioxane in Groundwater, July–August 2009 4-10

TABLE OF CONTENTS (Continued)

LIST OF TABLES

		Page
Table 3-1	List of Groundwater Monitoring-Wells Sampled, July–August 2009	3-7
Table 4-1	Groundwater Levels and Elevations, July 2009	4-6
Table 4-2	Statistical Summary of Groundwater-Sample Chemical Analyses, July–August 2009	4-10
Table 4-3	Summary of Chemical Results for Groundwater Samples	4-13
Table 4-4	Summary of Metals Exceeding Maryland Groundwater Standards, July–August 2009	4-37

ACRONYMS

CAH	chlorinated aliphatic-hydrocarbon
COC	chain-of-custody
DPT	direct-push technology
DO	dissolved oxygen
ESA	"Environmental Site Assessment"
Lockheed Martin	Lockheed Martin Corporation
MDE	Maryland Department of the Environment
MIP	membrane-interface probe
µg/L	micrograms per liter
MRC	Middle River Complex
MSL	mean sea level
NPDES	National Pollutant Discharge Elimination System
ORP	oxidation-reduction potential
PCE	tetrachloroethene (i.e., perchloroethene)
RAP	*Response Action Plan*
REC	"Recognized Environmental Condition"
SC	soil conductivity
SVOC	semivolatile organic compound
TB	trip blank
TCE	trichloroethene
USEPA	U.S. Environmental Protection Agency
UST	underground storage tank
VOC	volatile organic compound

Section 1
Introduction

This groundwater monitoring report summarizes the July–August 2009 groundwater sampling at the Lockheed Martin Corporation (Lockheed Martin) Middle River Complex (MRC) in Middle River, Maryland. Figure 1-1 depicts the location of the MRC facility. Sampling was conducted to provide a current round of groundwater data for older wells and a second round of groundwater data for newly installed monitoring wells at the MRC. These data are used to describe current groundwater quality conditions at the facility, to evaluate temporal groundwater-contaminant trends, and to evaluate remedial actions in subsequent studies. Groundwater samples were analyzed for volatile organic compounds (VOCs), 1,4-dioxane (a semivolatile organic compound [SVOC]), metals, and several water-quality indicators. This report is organized as follows:

Section 2 — Site Background: Presents an overview of the site and subsurface conditions observed in the field during previous investigations and describes the regional and site-specific geology and hydrogeology, as determined from soil borings advanced at the site and from available scientific literature

Section 3 — Investigation Approach: Presents the technical approach to the investigation and describes the field methodologies used

Section 4 — Investigation Results: Presents the investigation results

Section 5 — Summary: Summarizes the investigation findings, and

Section 6 — References: Cites references used to compile the report

Map Document: (K:\GProject\middle_river\Maps\MiddleRiver_MRC_LocationMap 0114 2010.mxd)
1/14/2010 -- 2:42:59 PM

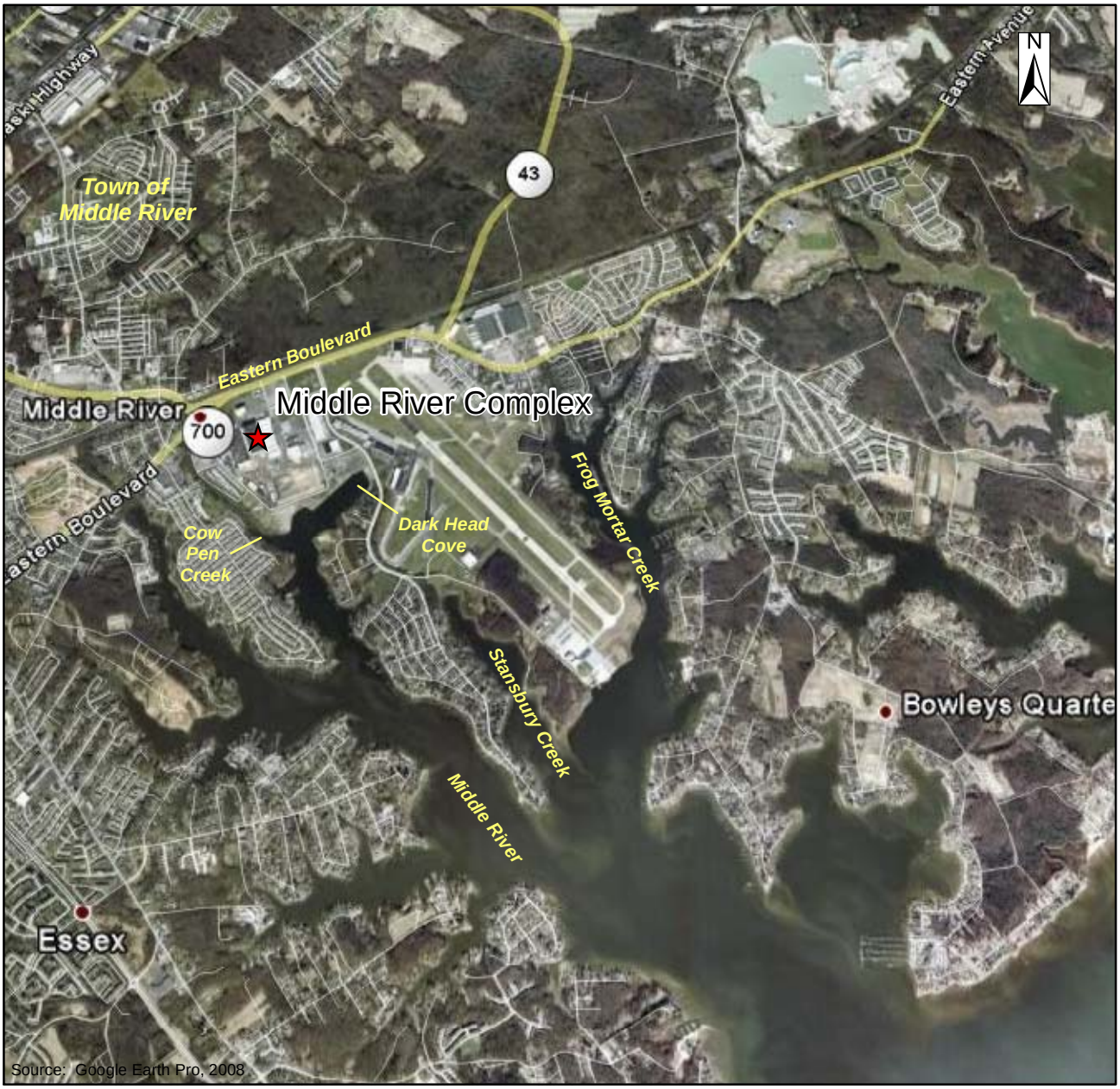

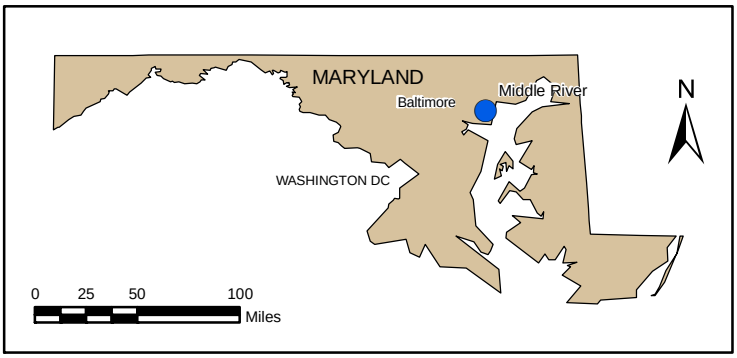

Figure 1-1

Middle River Complex Location Map

Lockheed Martin Middle River Complex
Middle River, Maryland

DATE MODIFIED:	CREATED BY:
12/15/08	BJ

Tetra Tech, Inc.

Section 2
Site Background

2.1 MRC BACKGROUND

The MRC (part of the Chesapeake Industrial Park) is located at 2323 Eastern Boulevard in Middle River, Maryland, approximately 11.5 miles northeast of downtown Baltimore. The MRC comprises approximately 161 acres, including 12 main buildings, an active industrial area and yard, perimeter parking lots, an athletic field, a concrete-covered vacant lot, a trailer and parts storage lot, and numerous grass covered green spaces along its perimeter. The MRC is bounded by Eastern Boulevard (Route 150) to the north, Dark Head Cove to the south, Cow Pen Creek to the west, and Martin State Airport to the east (see Figure 1-1). Currently, Lockheed Martin's primary activities at the MRC include facility and building management and maintenance. The MRC has two main tenants: Middle River Aircraft Systems, a subsidiary of General Electric, which designs, manufactures, fabricates, tests, overhauls, repairs, and maintains aeronautical structures, parts, and components for military and commercial applications; and Maritime Systems & Sensors— Littoral Ships & Systems, a subsidiary of Lockheed Martin, which fabricates, assembles, tests, and supports vertical-launch systems.

2.1.1 MRC History

In 1929, the Glenn L. Martin Company, a Lockheed Martin predecessor firm, acquired a large parcel of undeveloped land in Middle River, Maryland to build aircraft for U.S. government and commercial clients. In 1961, the Glenn L. Martin Company merged with American-Marietta Company to form Martin Marietta Corporation. In 1975, the adjacent western airport (Martin State Airport), totaling approximately 750 acres, was transferred to the State of Maryland. In mid 1995, Martin Marietta Corporation merged with Lockheed to form Lockheed Martin, with its principal subsidiary specializing in construction and testing of new ordnance for U.S. government and commercial clients. Shortly after the merger, General Electric acquired most of Lockheed Martin's

aeronautical business in Middle River, and the site began operating as Middle River Aircraft Systems.

2.1.2 MRC Characteristics

2.1.2.1 Current and Surrounding Land Use

The MRC is an industrial facility surrounded by commercial, industrial, and residential properties. Six facilities, comprising the remainder of the Chesapeake Industrial Park, are adjacent to the MRC: Tilley Chemical Company, Inc. (a food- and pharmaceutical-chemical distributor); North American Electric, Inc. (an industrial and commercial electrical contractor); Johnson and Towers (a heavy-duty truck, automotive, and boat repair and maintenance company); Poly-Seal Corp. (a flexible packaging producer); an Exxon gasoline station and convenience store; and the Middle River Post Office. Residential developments are on the opposite shores of Cow Pen Creek, Dark Head Cove, and Dark Head Creek and north of Eastern Boulevard (Route 150).

2.1.2.2 Physiography

The MRC is located in the Western Shore of the Coastal Plain Physiographic Province, which is generally characterized by low relief. The MRC's topography is gently sloping, ranging from sea level to 32-feet above mean sea level (MSL) (Cassell, July 1977). The topography slopes from Eastern Boulevard to the southwest and south towards Cow Pen Creek and Dark Head Cove.

2.1.2.3 Hydrology

The MRC lies at the junction of Cow Pen Creek and Dark Head Cove. Both of these surface-water bodies discharge into Dark Head Creek, a tributary to Middle River, which discharges into the Chesapeake Bay. The MRC is approximately 3.24 miles (17,100 feet) upstream of the Chesapeake Bay.

The MRC has no surface-water bodies. Excluding areas immediately adjacent to Cow Pen Creek and Dark Head Cove, surface-water runoff discharges from the facility via storm-sewer outfalls south of Lots 6 and D to the south (Dark Head Cove) and west of Lots 2 and 3 (Cow Pen Creek) to the west. Lockheed Martin maintains a State of Maryland National Pollution Discharge Elimination System (NPDES) permit (State Discharge Permit No. 00-DP-0298, NPDES No. MD0002852), issued by the Maryland Department of the Environment (MDE) Industrial

Discharge Permits Division, Water Management Administration. The permit covers storm-water discharge from the entire property, rather than from individual tenants.

2.1.2.4 Soils

Soils underlying the MRC have been mapped as Mattapex-Urban Land Complex and Sassafras-Urban Land Complex by the U.S. Department of Agriculture Soil Conservation Service. Mattapex-Urban Land soils consist of deep, well-drained, silty soils the original texture of which has been disturbed, graded over, or otherwise altered. Sassafras-Urban Land soils consist of deep, well-drained sandy soils the original texture of which has been disturbed, graded over, or otherwise altered. Site characterization studies indicate that most soils at the MRC are fine-grained (e.g., silt and clay) soils with low permeabilities.

2.1.2.5 Regional Geology

Based on geologic mapping of Baltimore County (Reinhardt, 1977), the MRC is underlain by the Potomac Group, a Cretaceous-age interbedded gravel, sand, silt, and clay unit ranging in thickness from zero to 800 feet. The Potomac Group is composed of three units: the Raritan and Patapsco Formations, the Arundel Clay, and the Patuxent Formation. The Raritan and Patapsco Formations range up to 400 feet thick and are composed of a gray, brown, and red variegated silt and clay unit with lenses of sand and few gravels. The Arundel Clay is composed of dark gray and maroon lignitic-clays ranging in thickness from 25-200 feet. The Patuxent Formation is described as a white or light gray to orange brown, moderately sorted sand-unit with quartz gravels, silts, and clays up to 250 feet thick.

Lithologic logging of the soils beneath the MRC identified a very heterogeneous stratigraphy. The underlying soils are composed primarily of silty sands, fine- to medium-grained sands, silty clays, clayey silts, and plastic clay, with the primary lithology being clay to silty clay. Areas along the waterfront have historically been back-filled to their present elevation. Soils obtained from fill areas were similar in appearance and composition to soils considered native to the MRC.

2.1.2.6 Regional Hydrogeology

Sand and gravel zones within the unconsolidated surficial deposits, when present, may form an unconfined or water table aquifer-system (Bennett and Meyer, 1952). The water table at the MRC

generally conforms to the shape of the land surface, with the highest water levels in the interior land areas and the lowest levels at approximately the surface-water elevations along the shoreline. The Patuxent Formation is the most important water-bearing formation in the Baltimore area. Industrial wells in the southeastern part of the area, specifically Curtis Bay and Sparrows Point, yield 500–900 gallons per minute. Transmissivities and storage coefficients in confined portions of the aquifer in these industrialized areas average about 50,000 gallons per-day-per-foot and 0.00026 (unitless), respectively. The Patapsco Formation is also an important water-bearing formation in industrialized Baltimore, where it is separated by clay into a lower and an upper aquifer. The lower aquifer yields as much as 500–750 gallons per minute to industrial wells, and an estimated transmissivity of 25,000 gallons per-day-per-foot. The upper aquifer yields quantities of water similar to those produced from industrial wells, and because it is thicker than the lower aquifer, it likely has a higher overall transmissivity.

2.2 PREVIOUS INVESTIGATIONS

2.2.1 Chromium Investigation

In August 1988, a groundwater investigation evaluated the presence of chromium immediately west of Building A (Earth Engineering and Science, Inc., 1988). Six borings were completed. Three were advanced to collect groundwater grab-samples. The remaining three borings (B-2, B-5, and B-6) were converted into groundwater monitoring-wells screened from 10–20 feet below grade. Hexavalent chromium was detected at 160 micrograms per liter (µg/L) in groundwater from boring B-2, and at 10 µg/L in groundwater from borings B-5 and B-6. B-2 was located between Building A and the Drop Hammer Building. No analytical results for B-1, B-3, and B-4 were presented in the 1988 report. Subsequent groundwater sampling for hexavalent chromium in 2005 showed no exceedences of MDE standards in filtered or unfiltered samples.

2.2.2 2003 Phase I Environmental Site Assessment

In February 2003, a “Phase I Environmental Site Assessment” (ESA) was conducted of the MRC in accordance with the American Society for Testing and Materials Standard E 1527 (Earth Tech, 2003). The Phase I assessment sought to identify “Recognized Environmental Conditions” (RECs), meaning the presence or likely presence of any hazardous substances or petroleum products on a property under conditions that indicate the possibility of an existing release, a past

release, or a material threat of a release of any hazardous substances or petroleum products into structures on the property or into the ground, groundwater, or surface water of the property. The Phase I ESA consisted of a historical review of the MRC (e.g., available facility documents, aerial photographs, and city directories), a review of federal, state, and local agency databases, interviews with site personnel, and a site visit. The Phase I ESA identified 13 RECs associated with the MRC and recommended further investigation of the facility's historical site activities to identify other potential environmental concerns.

2.2.3 2005 Site-Wide Groundwater Investigation

This section summarizes the results of the 2005 site-wide groundwater investigation as presented in the *Site Characterization Report* (Tetra Tech, 2006). The groundwater investigation consisted of advancing soil borings, installing shallow, intermediate, and deep wells, conducting aquifer-hydraulic testing, and analyzing groundwater samples to characterize the subsurface geology, hydrogeology, and groundwater quality at the MRC. Shallow wells are identified by the letter "A," intermediate wells by the letter "B," and deep wells by the letter "C" in the well designations. The *Site Characterization Report* also screened the chemicals detected in soil against natural background concentrations and a human health risk assessment, which identified chemicals of potential concern as discussed in Section 2.2.3.3.

2.2.3.1 MRC Geology

Lithology data collected as part of the groundwater investigation were used to construct the geologic cross-sections presented in the *Site Characterization Report* (Tetra Tech, 2006). Overall, the results of the groundwater investigation indicated complex arrangements of predominantly clay, silty clay, silt, and clayey silt, with smaller, more permeable zones of silty sand and sand. Thick sequences of low-permeability clay, silty clay, clayey silt, and silt are present in the northern two-thirds of the MRC (see Figure 3-1). These clayey and silty materials extend from well MW02 to the area between wells MW48 and MW27.

In the northern portion of the site, clay was encountered in the first 20 feet (30–10 feet above MSL) at well MW02 and thickened to more than 30 feet (18 feet above MSL to 12 feet below MSL) to the south at well MW57, near Building C. In the area between wells MW02 and MW48, clay, clayey silt, and silt extends from the ground surface at 27–30 feet above MSL to depths of

80–95 feet below grade at elevations of 50–70 feet below MSL. Boring logs indicate that this thick upper-zone of clayey material terminates to the south along an east-west line roughly formed by wells MW48, MW21, MW58, and MW11. Two 10-foot-thick silty sand units were reported for MW02 within the zone from 10-40 feet below MSL. However, as indicated by the absence of sandy zones at MW48 and MW57, the sandy units at MW02 do not appear to be contiguous with sandy units observed farther to the south from well MW27 to Dark Head Cove.

Interbedded sands, silty sands, sandy silts, and silts were encountered south of Buildings A, B, and C. Several feet of sandy and silty materials were encountered overlying the shallow clay at wells MW05, MW55, and MW57. These sandy and silty materials thicken to the south/southeast in the area of wells MW57, MW48, MW27, and MW37. The sandy materials are 70–75 feet thick in the area between wells MW48 and MW37 (near Cow Pen Creek), and overlie a lower clay confining-unit present at 55–62 feet below MSL.

In the southwestern portion of the MRC, silty sands and sandy silts were encountered in the upper several feet in the area of wells MW12 to MW56 to the northeast. Silty sand and sandy silt were also encountered southwest of MW58 at elevations ranging from 5 feet above MSL to 12 feet below MSL and southwest of MW21, with a top surface elevation of 50 feet below MSL. The lowest sandy unit appears contiguous with the silty and sandy units northeast of MW14 (lower portions of logs for wells MW21 and MW57). Each of the two deep sandy-units is separated by upper and lower clay and/or clayey silt units from 7–34 feet thick.

The materials described above are underlain by the Arundel Formation, a regionally extensive, thick, dense, clay confining-unit. It is a massive, impermeable unit underlying the MRC and surrounding area. The Arundel Formation outcrops northwest of the MRC and dips and thickens to the southeast. The Arundel Formation has been mapped as far east as Cambridge, Maryland and has been reported to be more than 600 feet thick in that area. The Arundel Formation is expected to be 50–125 feet thick below the MRC (Vroblesky and Fleck, 1991; Chapelle, 1985).

2.2.3.2 MRC Hydrogeology

Groundwater was encountered at depths ranging from less than one foot to nearly 18 feet below grade. To the southeast, groundwater preferentially flows to the southeast within sandy strata, which extend from MW55 and MW57 to the thicker sandy material at wells MW27 and MW37

(see Figure 3-1, Section 3). Approximately 65–70 feet of saturated sandy material is present above the lower confining-clay in this area. The lower portion of the aquifer in the area of wells MW34 and MW37 is divided by silt and silty clay 20–30 feet below MSL. In this area, deeper groundwater may be under hydraulically confined conditions. To the southwest, shallow groundwater flows within the sandy and silty materials that extend from wells MW21 to MW12 and Cow Pen Creek. Approximately 13–18 feet of saturated sandy material is present in this area.

Single-well permeability tests (slug tests) were conducted in 28 wells selected to represent variability across the site. Low average-hydraulic-conductivities (i.e., soil permeabilities) were reported for the shallow wells, ranging from 0.0027-feet-per-day at MW57 to 1.25-feet-per-day at MW66A. The arithmetic-average hydraulic-conductivity for the shallow wells is 0.22-feet-per-day, consistent with published permeabilities of sand and silt mixtures (Spitz and Moreno, 1996; Halford and Kuniansky, 2002) reported for these locations. Lower hydraulic conductivities are reported for shallow wells to the south (MW55A through MW62A) and west (MW52A through MW54A and MW64A). Except for MW27B, the hydraulic conductivity values of the intermediate wells are more consistent than those of the shallow wells, with an arithmetic average of 0.48-feet-per-day and a geometric mean of 0.22-feet-per-day. The permeabilities of the intermediate ("B") wells are consistent with published lower values for clean sand or with typical values of sand and silt mixtures. Except for well MW37C, hydraulic conductivities for the deep wells ranged from 0.35–9.16-feet-per-day. The average hydraulic-conductivity of the deeper wells (3.82-feet-per-day) is approximately 10 times the average hydraulic-conductivity for the shallow and intermediate zones. The geometric-mean hydraulic-conductivity for deep wells is 0.89-feet-per-day; eliminating the low permeability at MW37C, the geometric-mean hydraulic-conductivity is 3.02-feet-per-day.

2.2.3.3 Chemicals of Potential Concern

The risk assessment in the *Site Characterization Report* (Tetra Tech, 2006) concluded that the contaminants of most significance in groundwater are trichloroethene (TCE), tetrachloroethene (PCE), vinyl chloride, benzene, and certain metals. The two largest groups of organic chemicals of potential concern consist of chlorinated aliphatic-hydrocarbons (CAHs) and petroleum-related hydrocarbons. CAHs consist of the commonly-used solvents PCE and TCE, which degrade into a variety of other Volatile Organic Compounds (VOCs). Petroleum-based fuels (such as gasoline)

have numerous chemical constituents. Several of the VOCs associated with fuels are fairly soluble in groundwater and mobile in the subsurface.

The most common petroleum VOCs that partition to groundwater and mobilize in the subsurface are benzene, toluene, ethylbenzene, xylenes, and methyl tertiary-butyl ether. In addition, 1,4-dioxane is considered a chemical of potential concern in groundwater at the MRC because it is an emerging contaminant of regulatory interest in Maryland and has been detected at the MRC at concentrations above the regulatory limits set in other states. Metals detected at more than one location at concentrations above MDE cleanup standards in groundwater samples collected in 2005 include nickel (found at 30 locations), cobalt (22 locations), beryllium (16 locations), and zinc (five locations). Antimony, thallium, and vanadium exceeded groundwater standards at one location each. The highest concentrations of metals are present primarily in the northwest and center portions of the site, primarily in wells containing very low pH values (i.e., acidic groundwater).

2.2.4 2007 Site-Wide Groundwater Investigation

Investigations before 2007 indicated that various compounds were present in the site groundwater at concentrations greater than MDE standards, but insufficient data were available to complete a remedial design. Based on the results of these previous investigations, in 2007 Tetra Tech completed an additional investigation of the surficial water-bearing unit beneath the MRC to obtain information required for remedial design. Results for the activities described in this section will be provided in various tax-block soil and groundwater remedial-action plans developed for the site. The remedial-design study was conducted using membrane-interface probe (MIP), soil conductivity (SC), and direct-push technologies (DPT) for screening characterization, followed by monitoring-well installation and sampling. Groundwater aquifer-tests, and bench- and pilot-scale studies were also performed. The overall objective of the 2007 groundwater investigation was to fill data gaps related to the known shallow-groundwater plumes at the MRC, including delineating and understanding contaminant-source areas and resultant plumes. The following tasks were completed:

- Advancement of 20 borings with soil and groundwater screening via MIP/SC
- Advancement of 18 DPT soil borings with soil and groundwater sample collection and screening-level analysis for TCE using Color-Tec™ field-test kits

- Installation of 26 monitoring wells, 15 observation wells to support subsequent pilot testing, and four piezometers to support aquifer-hydraulics testing. The results of the pilot and aquifer-hydraulics tests will be provided in the MRC groundwater *Response Action Plan* (RAP)

- Groundwater monitoring and sampling of 80 existing monitoring wells, the 26 new monitoring wells, and the 15 new observation wells

Elevated readings indicating the presence of VOCs were observed at five of the 20 MIP/SC locations. The MIP/SC results were used to position the 18 DPT soil borings to obtain soil and groundwater samples for confirmatory chemical analyses. Groundwater samples via DPT were collected at five and 20 feet below grade. The MIP/SC screening guided the positioning of confirmatory DPT soil borings, DPT groundwater samples, and the placement of new wells.

Groundwater samples were also collected from 26 new monitoring wells, 80 existing monitoring wells, and 12 newly installed observation wells (see Figure 3-1). A wide variety of organic compounds were detected, with concentrations of 17 compounds exceeding Maryland groundwater standards. The compounds with the most frequent exceedances were TCE, 1,1-dichloroethene, cis-1,2-dichloroethene, and vinyl chloride. The maximum concentrations of these compounds were 70,000 µg/L (well MW74A), 870 µg/L (well OW2I), and 3,470 µg/L (well MW70B), respectively. Benzene exceeded the groundwater standard at five locations, and is generally not co-located with the TCE exceedances. Benzene plumes were present around wells MW23 and MW50.

For 1,4-dioxane, a widespread SVOC contaminant at the facility, concentrations exceeded the California Department of Health Services advisory level of 3 µg/L at 15 locations (Maryland has no standard for 1,4-dioxane). The maximum concentration for 1,4-dioxane was 120 µg/L at well MW12A. These detections are generally co-located with TCE in the Western TCE Plume. Metals were detected in groundwater with eight exceedances: nickel (48 exceedances), beryllium (37 exceedances), vanadium (19 exceedances), zinc (eight exceedances), arsenic (two exceedances), lead (two exceedances), antimony (one exceedance), and chromium (one exceedance).

2.2.5 2008 Groundwater Monitoring

Groundwater samples were collected from 114 monitoring wells in July–August of 2008 and analyzed for VOCs, 1,4-dioxane, total and filtered metals, and field water-quality parameters. A round of synoptic-groundwater measurements was obtained from the wells on October 30, 2008. Data collected in July–August 2008 were reported in the 2008 *Groundwater Monitoring Report* July–August 2008 (Tetra Tech, 2009). Groundwater flow in October 2008 was similar to that depicted by previous groundwater-level data. In October 2008, the upper surficial-aquifer levels were lower than those of January 2008, due to the area's low precipitation and groundwater recharge in late summer and fall that year.

The investigation results confirmed previous concentrations of chlorinated VOCs exceeding Maryland groundwater standards at two major TCE and TCE-degradation-product plumes: the Eastern TCE Plume and the Western TCE Plume. The facility's maximum TCE concentration reported for the 2008 round of samples was 12,000 µg/L, at an intermediate surficial-aquifer well west of the water tanks in the southeastern portion of the property. Benzene concentrations at two primary source areas exceeded the state groundwater standard. However, concentrations at nearby downgradient wells declined rapidly to levels below the standard.

The SVOC 1,4-dioxane was primarily detected in groundwater samples collected from the upper and intermediate surficial-aquifer. 1,4-Dioxane was co-located in areas containing the highest concentrations of chlorinated VOCs, occurring primarily in the Western TCE Plume. 1,4-Dioxane was largely absent from the Eastern TCE Plume, except for its detection at low concentrations at three wells. Concentrations of 12 metals exceeded the groundwater standards in one or more groundwater samples.

2.2.6 2008–2009 Block I Phase II Investigation

A "Phase II Site Investigation" was conducted in the Block I Tax Parcel from August 2008 through January 2009. The investigation collected and chemically analyzed samples of groundwater, subsurface soil-gas, building sub-slab soil-gas, and subsurface soil. MIP technology was used to assess the presence of subsurface contaminants and to locate areas to install groundwater monitoring-wells. Wells installed as part of the investigation included three well clusters to monitor the shallow and intermediate zones of the surficial aquifer, seven individual or

single-level wells to monitor the shallow and intermediate zones of the surficial aquifer and two wells to monitor the deep zone of the surficial aquifer.

Groundwater samples were collected from the 15 newly installed monitoring wells in November 2008 and January 2009 and analyzed for VOCs, 1,4-dioxane, total and filtered metals, and field water-quality parameters. A round of synoptic-groundwater measurements was obtained from these wells on February 4, 2009. The analytical results confirmed the presence of TCE in groundwater at newly installed monitoring wells at concentrations ranging from non-detect to a maximum of 1,500 µg/L (detected at MW88A). Concentrations of TCE at four of the sampled locations exceeded the MDE groundwater standard of 5 µg/L. Well samples with TCE concentrations exceeding the groundwater standard included MW74 C (6.8 µg/L), MW87B (300 µg/L), MW90B (370 µg/L) and MW88A (1,500 µg/L). The highest detection of TCE in groundwater, at MW88A, toward the northeast corner of Building C, may represent a previously unidentified source. TCE was not detected in well MW88B, which is installed in the intermediate surficial-aquifer zone beneath MW88A.

Section 3
Investigation Approach

This report summarizes the July–August 2009 round of groundwater sampling, entailing collection of synoptic groundwater-level measurements, long-term surface-water- and groundwater-level measurement, and groundwater sampling for chemical analyses. The 2009 groundwater sampling supplements previous groundwater monitoring conducted as part of the Block I investigation and 2008 groundwater-monitoring program.

3.1 SYNOPTIC GROUNDWATER-LEVEL MEASUREMENTS

A synoptic round of groundwater-level measurements was conducted on July 22, 2009. Static water-levels were measured using a graduated electronic-sounding water-level meter. The static water-level was determined by lowering the meter's probe into the well until the liquid level-indicator emitted an audible tone, indicating the air/water interface. The water level was read from the probe cable and recorded to the nearest 0.01 foot as the depth to water, with respect to the top of the casing. Groundwater-level measurements are provided in Appendix A.

3.2 STAFF-GAGE INSTALLATION

Three staff gages and one long-term surface-water gauging station were installed in May 2009 to measure and record surface-water levels in Dark Head Cove and Cow Pen Creek. Staff gages were installed in the southeastern, southern, and southwestern shores of MRC (Figure 3-1). The gauging station was co-located with the southeastern staff-gage. Horizontal coordinates and vertical elevations of the staff gages and gauging station were surveyed by Tetra Tech Architects and Engineers, a Maryland-licensed surveying firm. The survey results were used to convert staff-gage and gauging-station readings to elevations, to provide data using a common vertical-datum as the groundwater data. Staff-gage readings were recorded after installation and before downloading data from the water-level recorders discussed in Section 3.3. These data were used for numerical groundwater-flow and chemical-transport modeling conducted as part of the MRC Groundwater RAP. Staff-gage readings will be provided in the MRC Groundwater RAP.

3.3 LONG-TERM WATER-LEVEL MONITORING

Electronic water-level recorders (i.e., pressure transducers with data-loggers) were installed and operated in three groundwater-monitoring wells and the Dark Head Cove gage station to provide long-term surface-water and groundwater-level data, and to determine how groundwater levels respond to changes in surface water levels. Level recorders were installed in wells MW12A, MW38A, and MW56A, and gauging station MRC-Gage01 on June 5 and 8, 2009. The recorders' internal clocks were synchronized in accordance with Eastern Standard Time obtained from Verizon, Inc., and the recorders were programmed to log water levels every quarter hour (e.g., 12:00, 12:15, 12:30, 12:45, and 13:00, etc.). Levels were recorded for seven weeks beginning June 5 (June 8 for wells MW12A and MW38A) through July 23, 2009. At the request of the MRC groundwater-modeling team, the recorders were moved to wells PZ01A, PZ01B, and MW79B at Lot D for additional monitoring. Water levels were then recorded from July 23 through August 11, 2009 for PZ01A, PZ01B, MW79B, and MRC-Gage01. Data were downloaded every two weeks during the monitoring program.

Upon completion of the long-term monitoring, the water-level recorders were removed from the wells and staff gage. The data were used for numerical groundwater-flow and chemical-transport modeling conducted as part of the MRC Groundwater RAP. Results of the long-term water-level monitoring will be provided in the MRC Groundwater RAP.

3.4 GROUNDWATER SAMPLING

In July and August 2009, groundwater samples were collected from 66 existing wells and new wells installed as part of the Block I Phase II Investigation. Wells sampled in this round are listed in Table 3-1 and shown in Figure 3-1. The following section outlines well-purging and sampling procedures. Monitoring wells were purged before sample collection using low-flow purging-techniques. Groundwater purging was conducted using a peristaltic pump fitted with dedicated, disposable Teflon®-lined tubing, or by means of a submersible pump positioned in the center of the well's saturated-screen length. The pumping rate during purging, ranged between 100–300 milliliters per minute and was constantly measured using a graduated cylinder. The purge rate was adjusted, but not allowed to fall below 100 milliliters per minute, to minimize water-level drawdown below the static-water level.

Water-level-drawdown measurements and groundwater parameters were collected every 5–10 minutes during groundwater purging until purging was complete. Groundwater parameters included pH (a measure of acidity and alkalinity), temperature, specific conductance, dissolved oxygen (DO), oxidation-reduction potential (ORP), and turbidity. These data were recorded on "Low-Flow-Purge Data Sheets." Water-quality parameters were measured using an inline water-quality meter. Turbidity readings were collected using a separate turbidity meter.

Purging was considered complete when the monitored water-quality parameters stabilized, when three saturated well-casing volumes had been removed, or the well was purged dry. Stabilization was considered achieved when three consecutive readings, taken at 5-minute intervals, were within ±0.1 standard units for pH, ±3% for specific conductance and temperature, ±10% for DO and ORP, and less than 10 nephelometric turbidity units for turbidity. If the monitoring well was purged dry, the water level in the well was allowed to recover a minimum of 80% of its initial static-water level before groundwater sampling. All purged water was collected in U.S. Department of Transportation (DOT)-approved 55-gallon steel drums located in a facility-approved location.

After purging, the monitoring wells were sampled using the same dedicated tubing or submersible pump used during purging. Groundwater samples were collected using low-flow sampling protocols and at the same pumping rate used during well purging. The collected water was pumped directly into the appropriate sample containers or into a certified-clean disposable container (supplied by the laboratory), which was then used to direct-pour the collected water into the appropriate sample containers. Sample containers for VOC analyses were direct-filled to minimize VOC losses. Well-sample record sheets and groundwater purging sheets are provided in Appendix B.

3.5 FIELD AND LABORATORY ANALYSES

The following chemical analyses were conducted on samples from the wells listed in Table 3-1:

- VOCs by U.S. Environmental Protection Agency (USEPA) Method 8260— (60 wells);
- 1,4-dioxane by USEPA Method 8270— (32 wells);
- Total and dissolved priority-pollutant metals by USEPA Method 6020— (66 wells)

- "Natural Attenuation Assessment" parameters— Fourteen wells were analyzed by USEPA SW846 protocols for the "Natural Attenuation Assessment" parameters nitrate, phosphate, sulfate, total alkalinity, dissolved organic carbon, total iron, total manganese, total potassium, total calcium, total magnesium, total chloride, total sodium, total silica, total dissolved solids, methane, ethane, and ethene.

Samples were analyzed by TestAmerica, Inc., of North Canton, Ohio. No duplicates were collected during this investigation. Trip blank samples were analyzed for VOC analysis for QA/QC purposes. Trip blanks were submitted at a rate of one per cooler of VOCs per day. Matrix-spike/matrix-spike duplicate samples were collected and analyzed on a 1:20 basis.

3.6 DOCUMENTATION

A master site-logbook was maintained to document field activities. Sample documentation consists of the completed chain-of-custody (COC) reports and matrix-specific sample log-sheets. The COC report is a standardized form used to summarize and document pertinent sample information, such as sample identification and type, matrix, date and time of collection, preservation, and requested analysis. Sample custody procedures are designed to document sample acquisition and integrity. COC forms are provided in Appendix C.

3.7 EQUIPMENT DECONTAMINATION

Reusable equipment (e.g., water-level meter) was decontaminated before and after each use. The decontamination process used for reusable small equipment consisted of the following:

- Alconox and potable-water wash
- Potable-water rinse
- Distilled-water rinse, and
- Air drying

Decontamination-rinsate water was transferred into 55-gallon drums staged near the decontamination pad for subsequent disposal. Dedicated and/or disposable equipment was used for groundwater purging/sampling, and thus did not require decontamination.

3.8 WASTE MANAGEMENT

Investigative-derived waste, consisting of decontamination-rinsate water, monitoring-well purge water, and personal protective equipment, was generated during the groundwater characterization study. Personal protective equipment was brushed off, placed in trash bags, and disposed of in a facility trash receptacle. Well purge-water was collected and stored within DOT-approved 55-gallon drums. All drums were appropriately labeled and logged on a drum-inventory form and disposed of as non-hazardous waste at a Lockheed Martin-approved disposal facility.

3.9 GENERAL SAMPLING PROCEDURES, NOMENCLATURE, AND HANDLING

A master site-logbook was maintained for each MRC study to document field activities. Each sample collected was given a unique sample identification consisting of the well name and sample date (e.g., MRC-MW08A-072809). Trip blanks were labeled with a "TB" prefix followed by a six-digit submittal date (e.g., TB-072808). Sample handling includes the field-related considerations concerning the selection of sample containers, preservatives, allowable holding times, and analyses requested.

Proper custody procedures were followed throughout all phases of sample collection and handling. COC protocols were used throughout sample handling to document the integrity of sample containers. These protocols were used to demonstrate that the samples were handled and transferred in a manner that eliminates (or detects) possible tampering. Sample containers were released under signature from the laboratory and were accepted under signature by a responsible individual who maintained custody until the sample containers were transferred to the sampling team. Groundwater samples were released under signature from the sampling team and were accepted under signature by the laboratory. Transport containers returning to the laboratory were sealed with strapping tape and a tamper-resistant custody seal. The custody seal shows the signature of the individual releasing the transport container, along with the date and time.

3.10 DATA VALIDATION

Data validation involves having a party independent of the analytical laboratory review the laboratory data to ensure that specific criteria are met. These criteria are concerned with specifications that are not sample dependent; they specify performance requirements that should

be fully under a laboratory's control. For organic data-analyses, specific validation areas include blanks, performance-evaluation-standard materials, and instrument-performance checks. For inorganic data-analyses, specific validation areas include blanks, calibration standards, calibration-verification standards, laboratory-control standards, and interference-check standards. Chemical data were supplied by the laboratory as hard-copy reports and electronic databases. After the investigations were completed, the chemical data were validated to assess the reliability and accuracy of the data, in accordance with established USEPA protocols. The review was based on the *USEPA Region III Modifications to the National Functional Guidelines for Data Review* (USEPA, 1993 and 1994) and the specifics of the analytical method employed. Data validation reports are provided in Appendix D.

Table 3-1

List of Groundwater Monitoring Wells Sampled, July - August 2009
Lockheed Martin Middle River Complex, Middle River, Maryland

Upper Surficial Aquifer			Intermediate Surficial Aquifer		Lower Surficial Aquifer
Wells Sampled July - August 2009 (1)					
MW02A	MW27A	MW63A	MW12B	MW80B	MW14C
MW04A	MW29A	MW67A	MW14B	MW81B	
MW07A	MW30A	MW70A	MW21B	MW86B	
MW08A	MW34A	MW71A	MW27B	MW87B	
MW12A	MW36A	MW74A	MW34B	MW88B	
MW14A	MW37A	MW80A	MW37B	MW90B	
MW15A	MW43A	MW81A	MW60B		
MW16A	MW44A	MW82A	MW70B		
MW17A	MW48A	MW83A	MW71B		
MW19A	MW50A	MW84A	MW72B		
MW21A	MW52A	MW85A	MW73B		
MW23A	MW53A	MW86A	MW74B		
MW24A	MW59A	MW87A	MW76B		
MW25A	MW60A	MW88A	MW78B		
MW26A	MW61A		MW79B		
Total - 44			Total - 21		Total - 1
Wells Not Sampled This Round					
EXT-MW04	MW42A	OF01A	MW69B		MW11C
EXT-MW06	MW45A	OF02A	MW91B		MW12C
MW01A	MW46A	OF03A	PZ01B		MW27C
MW03A	MW47A	OF04A	PZ02B		MW34C
MW05A	MW49A	OF05A	OW1D		MW37C
MW06A	MW51A	OF06A	OW2D		MW62C
MW09A	MW54A	OF07A	OW3D		MW74C
MW10A	MW55A	OF08A	OW4I		MW87C
MW11A	MW56A	OF09A	OW6I		MW92C
MW13A	MW57A	OW1I	OF02B		OF02C
MW18A	MW58A	OW1S	OF03B		OF04C
MW20A	MW62A	OW2I	OF04B		OF04C
MW22A	MW64A	OW2S	OF05B		OF05C
MW28A	MW65A	OW3I	OF06B		OF06C
MW31A	MW66A	OW3S	OF08B		OF08C/D
MW32A	MW68A	OW4S	OF09B		OF09C
MW33A	MW69A	OW5S			
MW35A	MW72A	OW6S			
MW38A	MW73A	PZ01A			
MW39A	MW75A	PZ02A			
MW40A	MW76A				
MW41A	MW91A				

1 Wells were sampled July 28 through August 28, 2009. Samples were analyzed for VOCs total metals, and filtered metals.
2 Analyzed for VOCs and 1,4-dioxane only.
A Upper Surficial Aquifer
B Intermediate surficial aquifer
C Lower surficial aquifer
EXT Existing (for wells installed prior to the VCP in 2002)
I Intermediate well
OF Off facility
OW Observation well
S Shallow well

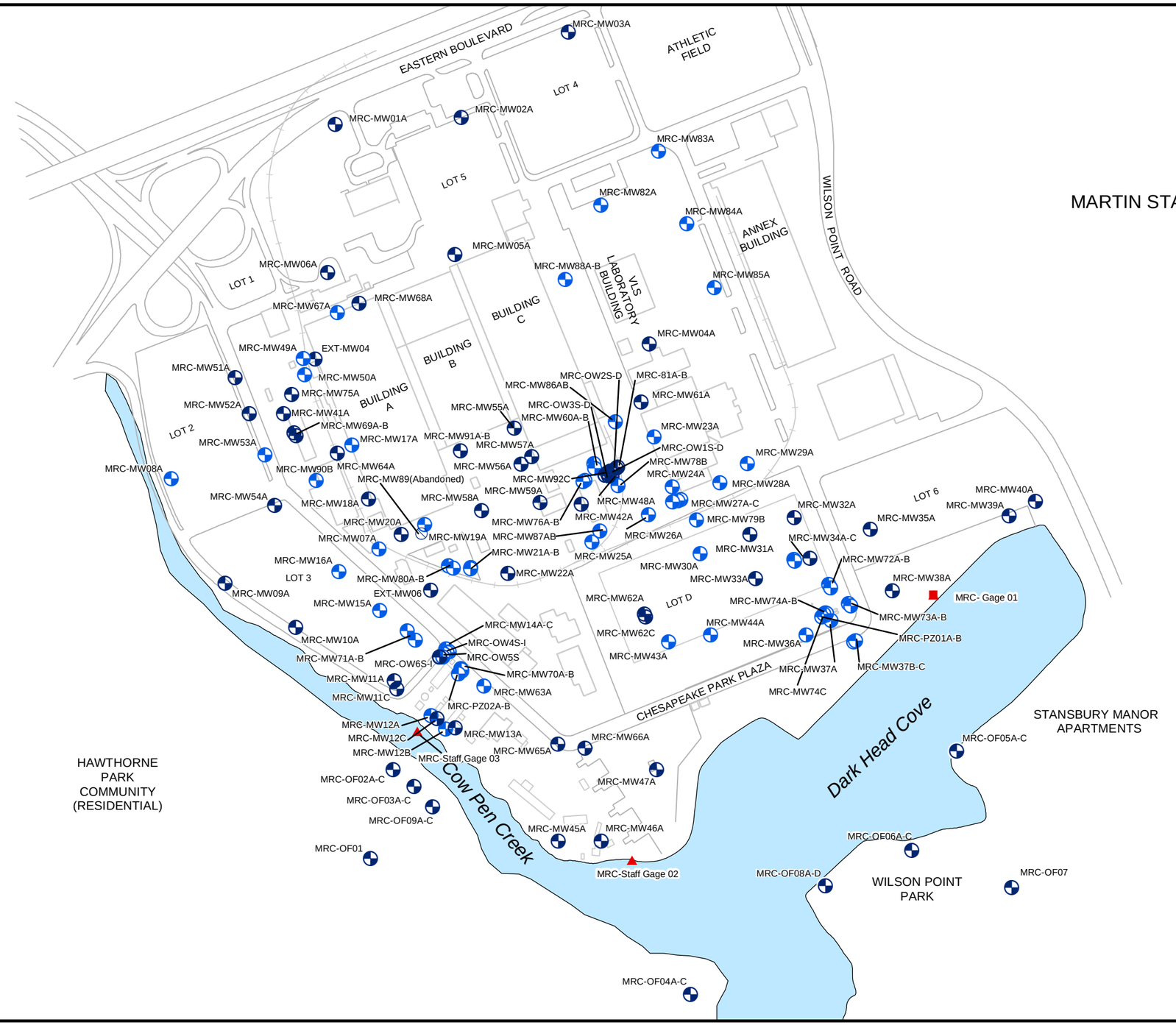

MARTIN STATE AIRPORT

FIGURE 3-1
GROUNDWATER MONITORING WELL AND SURFACE WATER GAGING LOCATIONS

LEGEND

- SURFACE WATER STAFF GAGE
- STAFF GAGE AND GAGING STATION
- SAMPLED GROUNDWATER MONITORING WELL
- WELL NOT SAMPLED
- ABANDONED WELL
- SURFACE WATER

Lockheed Martin Middle River Complex
Middle River, Maryland

0 100 200 400 Feet

N

DATE MODIFIED: 11/19/09

CREATED BY: BJ

Tetra Tech, Inc.

Map Document: (K:\GProject\middle_river\Maps\Middle River Groundwater Monitoring Locs Nov09.mxd)
11/19/2009 -- 11:15:27 AM

Section 4
Investigation Results

4.1 GROUNDWATER DATA

This section presents the July 22, 2009 groundwater-elevation data and the groundwater analytical results of the July–August 2009 groundwater sampling. Shallow, intermediate, and deep monitoring wells targeted for sampling are presented in Table 3-1. Wells targeted for gauging are presented in Table 4-1. Well locations are shown in Figure 3-1.

4.1.1 Groundwater-Level Data

Table 4-1 presents the July 2009 groundwater-level measurements and computed elevations for the MRC. Figures 4-1 and 4-2 show the July 2009 groundwater-elevation contour maps for the upper ("A") and lower ("C") wells. For the upper wells, depths to groundwater ranged from approximately less than one foot below grade at MW10A, MW15A, and MW40A, to more than 20 feet at MW68A. Depth to groundwater in the lower wells ranged from less than one foot at MW12C to slightly more than 13 feet at MW27C.

The July 2009 groundwater flow is similar to that depicted by previous groundwater-level data. However, the July 2009 upper- and intermediate-well groundwater-elevations were greater than those in 2008. As shown in Figure 4-1, shallow groundwater follows the site topography and flows radially from the hydraulically upgradient northern portion of the MRC at Eastern Boulevard and immediately south of Buildings A, B, and C. From these areas, groundwater flows to the southeast, south, and southwest toward Dark Head Cove and Cow Pen Creek. The sandy zones act as preferential pathways for contaminant transport in groundwater, possibly originating from an upgradient source in the clay-rich materials.

4.1.2 Groundwater Chemical Data

Groundwater samples were collected from July 28 through August 31, 2009 to evaluate contaminant trends and the horizontal and vertical extent of contamination. All groundwater samples were analyzed by TestAmerica, Inc. of North Canton, Ohio. The validated data were used to generate a statistical summary table (Table 4-2) and a detection table (Table 4-3), which summarize the positive detections of these analytes in the MRC groundwater samples. Gray shading in Table 4-3 indicates results exceeding Maryland groundwater standards. Appendix E presents all analytical data, including non-detects. The following sections discuss the results of the groundwater analyses.

4.1.2.1 VOCs

Previous groundwater sampling and chemical analyses at the MRC in 2005, 2007, 2008, and 2009 show that TCE and benzene have formed well-defined plumes, indicating migration of these analytes from source areas. July–August 2009 results for TCE and benzene are shown in Figures 4-3 and 4-4, respectively. These results confirm the presence of several TCE and benzene plumes previously identified in groundwater throughout the central and downgradient portions of the MRC. Consistent with prior results, the 2009 analytical data show that TCE and benzene are present in groundwater at concentrations exceeding Maryland's groundwater standard of 5 µg/L.

TCE, a common industrial solvent and metal degreaser, was detected in shallow groundwater in 2009 at several areas, with concentrations ranging from 0.41–17,000 µg/L. PCE, another chlorinated solvent and degreaser, was detected infrequently (10% of samples) and at concentrations ranging from 1.7–21 µg/L. PCE is co-located with TCE in almost all cases, but only exceeded the groundwater standard of 5 µg/L at wells MW16A, MW21B, MW48A, and MW60A.

TCE and benzene results are discussed because they are the VOCs that most frequently exceed groundwater standards at MRC. Therefore, the distributions of TCE and benzene are evaluated to provide an overview of the primary VOC groundwater-contamination at the MRC. CAH-degradation daughter-products (e.g., dichloroethenes, vinyl chloride, etc.) or petroleum isomers (benzene isomers, naphthalene, etc.) are typically co-located with these primary VOCs, and exceed groundwater standards.

TCE

Western TCE Plume— As shown in Figure 4-3, the second largest contiguous area of TCE groundwater contamination extends from MW21 (near REC #9, a former 2,000 gallon waste-oil underground storage tank [UST]) to MW12, near Cow Pen Creek. The maximum reported 2009 concentrations of TCE are 2,500 µg/L at well MW14B (in the center of the plume), and 1,245 µg/L at MW12A (in the southernmost portion of the plume, near Cow Pen Creek).

Eastern TCE Plume— As shown in Figure 4-3, the largest contiguous area and highest concentrations of TCE groundwater-contamination extends southeast from MW60 and MW81, at the southern end of Building C, to well MW37, near Dark Head Cove. Maximum detected TCE concentrations of 17,000, 5,706, and 2,900 µg/L are reported for wells MW74B, MW72B, and MW60B, respectively. MW74B and MW72B are in the southeastern portion of the plume west and east of the aboveground water tanks; well MW60B is south of Building C. These high concentrations indicate the likely presence of dense non-aqueous-phase liquids (i.e., residual solvent product) and two distinct contaminant-source areas.

Figure 4-3 shows that the maximum concentrations of TCE reported for wells MW74B, MW72B, and MW60B are in the intermediate portion of the surficial aquifer. These wells are 30 feet below grade. The source(s) of this plume have not yet been identified, but may originate from the south end of the C-Basement, or possibly from spillage of material handled near MW60B and MW74B. At both areas, residual TCE may be trapped in silt and sand lenses in the clay-rich zones, and/or may be adsorbed to organic material and clays. From the source areas, dissolved TCE was presumably released to groundwater and moves preferentially to the southeast along the more permeable sandy and silty materials present from well MW48 southeastward to well MW37.

Other TCE Areas— As shown in Figure 4-3, TCE was also detected at lower concentrations at the western portion of the facility in wells MW50A (22 µg/L), MW53A (291 µg/L), MW90B (200 µg/L), and MW16A (35 µg/L). At these wells, TCE was reported at concentrations exceeding the groundwater standard, with a maximum concentration of 291 µg/L at well MW53A. With the exception of newly installed well MW90B, these concentrations are consistent with TCE levels reported in 2008.

Benzene

Figure 4-4 presents results for benzene from the 2009 groundwater sampling and analyses. Because fuels in product form are less dense than water and float on top of the groundwater, the highest concentrations of benzene would likely be encountered in shallow groundwater near source areas. Recharge (i.e., infiltrating precipitation) and downward hydraulic-gradients may drive dissolved benzene (and other petroleum-related contaminants) downward in the aquifer as the contaminant travels farther from the source areas. However, the presence of dissolved oxygen in shallow groundwater provides favorable conditions for the rapid decay and mineralization of fuel-related VOCs, including benzene. Generally, benzene concentrations in 2009 were less than 2008 levels, continuing a decreasing trend since 2005. This reduction includes most areas of maximum benzene concentrations, such as wells MW50A, MW17A, and MW23A. From 2008 to 2009, benzene concentrations were stable at MW21B and increased seven-fold at MW14B. Well EXT-MW04 was not sampled this round. Consistent with the 2008 results, benzene was not detected at several locations where benzene had been detected at low concentrations in 2005 (e.g., wells MW12A, MW25A, MW27A/B, MW34B, MW37A, and MW60A).

4.1.2.2 1,4-Dioxane

As shown in Table 4-2, the SVOC 1,4-dioxane was detected in 66% of the 2009 groundwater samples at concentrations ranging from 0.89–136 µg/L. Distribution of 1,4-dioxane for 2009 is shown in Figure 4-5. Although no MDE standard has been established for this compound, the isoconcentration contour in Figure 4-5 is the California Department of Health Services advisory level of 3 µg/L. Concentrations exceeding this standard are shown within the contour. The average of all 1,4-dioxane detections is 21.5 µg/L (average of all samples is 8.4 µg/L), with the greatest concentrations occurring primarily at the upper and intermediate surficial-aquifer wells. The greatest concentration was reported for well MW-12A at 136 µg/L.

The SVOC 1,4-dioxane was detected in several wells in the Western TCE Plume ranging from 0.89 µg/L at well MW21A (southeast of Building A), to 136 µg/L at MW12A (near Cow Pen Creek). 1,4-Dioxane is generally not detected in the Eastern TCE Plume, but was detected at low concentrations at well MW44A (1.74 µg/L) (at the southeastern end of the East TCE Plume), and well MW90B (4.5 µg/L) (at the southwest corner of Building B). For this round, 1,4-dioxane was

not analyzed extensively in this portion of MRC due to low historical concentrations and the presence of many non-detects.

4.1.2.3 Metals

Concentrations of metals above MDE standards are found throughout the MRC. Table 4-2 summarizes detections of total metals (i.e., unfiltered groundwater samples) and filtered groundwater samples. Table 4-3 provides a summary of metals that exceed the Maryland groundwater standards.

Table 4-3 shows that concentrations of eight metals exceed the groundwater standards in one or more groundwater samples. Concentrations of manganese, iron, and nickel exceed the standards most frequently (45–89%) in both total and filtered samples, with the maximum concentrations of these metals exceeding the standards by more than two orders of magnitude (greater than 100 times). These metal exceedances do not appear to be the result of low pH or high sample-turbidities. Concentrations of beryllium and vanadium exceed the standard in approximately one of five to eight samples (12–18% of samples), with the maximum concentrations of 242 and 43 µg/L exceeding the groundwater standards by more than an order of magnitude (more than 10 times). Concentrations of the remaining metals cadmium, copper, and zinc exceed the standards in one sample (2% of the samples). The maximum concentrations of these metals are less than five times above the groundwater standard, and the maximum levels of cadmium and copper only slightly exceed the standards. Filtered vanadium concentrations did not exceed the standard.

Table 4-1

Groundwater Levels and Elevations, July 2009
Lockheed Martin Middle River Complex, Middle River, Maryland

Well ID	Aquifer Level	Elevation Top of Well Casing NGVD 1927 (Feet)	Depth to Groundwater 7/22/2009 Below Top of Casing (Feet)	Groundwater Elevation 7/22/2009 NGVD 1927 (Feet)
MRC-EXT-MW04	A	35.73	NM	NM
MRC-EXT-MW06	A	33.39	NM	NM
MRC-MW01A	A	35.39	14.12	21.27
MRC-MW02A	A	30.17	8.31	21.86
MRC-MW03A	A	29.97	3.51	26.46
MRC-MW04A	A	26.10	3.54	22.56
MRC-MW05A	A	36.95	14.22	22.73
MRC-MW06A	A	33.61	14.72	18.89
MRC-MW07A	A	35.07	12.01	23.06
MRC-MW08A	A	11.46	1.52	9.94
MRC-MW09A	A	9.37	2.71	6.66
MRC-MW10A	A	11.31	0.00	11.31
MRC-MW11A	A	13.49	2.60	10.89
MRC-MW12A	A	10.83	NM	NM
MRC-MW13A	A	11.79	3.78	8.01
MRC-MW14A	A	18.37	NM	NM
MRC-MW15A	A	18.36	0.00	18.36
MRC-MW16A	A	18.89	5.80	13.09
MRC-MW17A	A	34.45	7.04	27.41
MRC-MW18A	A	34.25	4.95	29.30
MRC-MW19A	A	38.19	6.70	31.49
MRC-MW20A	A	38.00	10.91	27.09
MRC-MW21A	A	34.84	4.62	30.22
MRC-MW22A	A	33.46	14.21	19.25
MRC-MW23A	A	25.37	7.12	18.25
MRC-MW24A	A	22.60	6.87	15.73
MRC-MW25A	A	28.48	12.79	15.69
MRC-MW26A	A	24.64	10.12	14.52
MRC-MW27A	A	22.55	9.74	12.81
MRC-MW28A	A	19.19	7.80	11.39
MRC-MW29A	A	15.77	5.42	10.35
MRC-MW30A	A	12.79	NM	NM
MRC-MW31A	A	12.70	3.64	9.06
MRC-MW32A	A	12.69	4.36	8.33
MRC-MW33A	A	12.75	2.31	10.44
MRC-MW34A	A	12.62	4.36	8.26
MRC-MW35A	A	10.14	3.17	6.97
MRC-MW36A	A	11.46	6.95	4.51
MRC-MW37A	A	12.23	7.70	4.53
MRC-MW38A	A	9.70	NM	NM
MRC-MW39A	A	6.60	1.57	5.03

Table 4-1

Groundwater Levels and Elevations, July 2009
Lockheed Martin Middle River Complex, Middle River, Maryland

Well ID	Aquifer Level	Elevation Top of Well Casing NGVD 1927 (Feet)	Depth to Groundwater 7/22/2009 Below Top of Casing (Feet)	Groundwater Elevation 7/22/2009 NGVD 1927 (Feet)
MRC-MW40A	A	6.24	0.00	6.24
MRC-MW41A	A	29.19	NM	NM
MRC-MW42A	A	30.00	9.86	20.14
MRC-MW43A	A	12.78	NM	NM
MRC-MW44A	A	12.40	2.15	10.25
MRC-MW45A	A	6.44	0.52	5.92
MRC-MW46A	A	7.98	4.04	3.94
MRC-MW47A	A	12.30	3.56	8.74
MRC-MW48A	A	26.54	7.99	18.55
MRC-MW49A	A	33.05	12.00	21.05
MRC-MW50A	A	31.92	14.72	17.20
MRC-MW51A	A	23.62	4.18	19.44
MRC-MW52A	A	22.04	6.21	15.83
MRC-MW53A	A	20.24	5.24	15.00
MRC-MW54A	A	18.63	4.03	14.60
MRC-MW55A	A	38.35	12.59	25.76
MRC-MW56A	A	37.68	NM	NM
MRC-MW57A	A	38.24	NM	NM
MRC-MW58A	A	36.78	4.24	32.54
MRC-MW59A	A	35.91	10.42	25.49
MRC-MW60A	A	39.82	NM	NM
MRC-MW61A	A	25.82	6.11	19.71
MRC-MW62A	A	12.39	1.52	10.87
MRC-MW63A	A	17.74	5.25	12.49
MRC-MW64A	A	32.85	7.16	25.69
MRC-MW65A	A	16.42	5.64	10.78
MRC-MW66A	A	16.65	6.87	9.78
MRC-MW67A	A	36.70	20.69	16.01
MRC-MW68A	A	36.29	12.37	23.92
MRC-MW69A	A	27.53	9.67	17.86
MRC-MW70A	A	14.47	3.87	10.60
MRC-MW71A	A	16.65	1.91	14.74
MRC-MW72A	A	11.20	6.39	4.81
MRC-MW73A	A	10.51	6.86	3.65
MRC-MW74A	A	11.04	7.69	3.35
MRC-MW75A	A	28.66	8.19	20.47
MRC-MW76A	A	28.27	10.78	17.49
MRC-MW77A	A	NA	NM	NM
MRC-MW80A	A	32.70	7.41	25.29
MRC-MW81A	A	27.30	NM	NM
MRC-MW82A	A	24.07	NM	NM

Table 4-1

Groundwater Levels and Elevations, July 2009
Lockheed Martin Middle River Complex, Middle River, Maryland

Well ID	Aquifer Level	Elevation Top of Well Casing NGVD 1927 (Feet)	Depth to Groundwater 7/22/2009 Below Top of Casing (Feet)	Groundwater Elevation 7/22/2009 NGVD 1927 (Feet)
MRC-MW83A	A	20.33	NM	NM
MRC-MW84A	A	20.71	NM	NM
MRC-MW85A	A	18.89	NM	NM
MRC-MW86A	A	23.69	NM	NM
MRC-MW87A	A	26.78	11.75	15.03
MRC-MW91A	A	36.85	NM	NM
MRC-OW1I	A	26.09	8.96	17.13
MRC-OW1S	A	26.06	9.1	16.96
MRC-OW2I	A	26.37	9.51	16.86
MRC-OW2S	A	26.33	9.34	16.99
MRC-OW3I	A	24.93	NM	NM
MRC-OW3S	A	24.96	NM	NM
MRC-OW4S	A	15.83	NM	NM
MRC-OW5S	A	15.08	NM	NM
MRC-OW6S	A	14.70	NM	NM
MRC-PZ01A	A	11.17	7.61	3.56
MRC-PZ02A	A	14.53	3.85	10.68
MRC-MW12B	B	9.34	2.82	6.52
MRC-MW14B	B	17.50	NM	NM
MRC-MW21B	B	34.48	10.71	23.77
MRC-MW27B	B	22.75	11.52	11.23
MRC-MW34B	B	12.65	4.78	7.87
MRC-MW37B	B	9.25	4.97	4.28
MRC-MW60B	B	29.95	NM	NM
MRC-MW69B	B	27.52	13.00	14.52
MRC-MW70B	B	14.22	4.35	9.87
MRC-MW71B	B	16.72	4.79	11.93
MRC-MW72B	B	10.70	6.21	4.49
MRC-MW73B	B	10.34	7.2	3.14
MRC-MW74B	B	10.83	7.91	2.92
MRC-MW76B	B	28.07	10.51	17.56
MRC-MW78B	B	24.22	11.22	13.00
MRC-MW79B	B	19.07	9.17	9.90
MRC-MW80B	B	32.52	9.02	23.50
MRC-MW81B	B	25.90	9.27	16.63
MRC-MW86B	B	23.69	NM	NM
MRC-MW87B	B	26.78	11.99	14.79
MRC-MW89B	B	21.85	NM	NM
MRC-MW91B	B	36.85	NM	NM
MRC-OW1D	B	26.05	9.17	16.88
MRC-OW2D	B	26.37	9.66	16.71

Table 4-1

Groundwater Levels and Elevations, July 2009
Lockheed Martin Middle River Complex, Middle River, Maryland

Well ID	Aquifer Level	Elevation Top of Well Casing NGVD 1927 (Feet)	Depth to Groundwater 7/22/2009 Below Top of Casing (Feet)	Groundwater Elevation 7/22/2009 NGVD 1927 (Feet)
MRC-OW3D	B	24.95	NM	NM
MRC-OW4D	B	15.99	NM	NM
MRC-OW5D	B	14.87	NM	NM
MRC-OW6D	B	15.28	NM	NM
MRC-PZ01B	B	11.07	8.15	2.92
MRC-PZ02B	B	13.86	3.81	10.05
MRC-MW11C	C	13.10	2.22	10.88
MRC-MW12C	C	11.33	0.51	10.82
MRC-MW14C	C	17.49	NM	NM
MRC-MW27C	C	23.14	13.48	9.66
MRC-MW34C	C	12.59	4.08	8.51
MRC-MW37C	C	9.34	5.02	4.32
MRC-MW62C	C	12.71	3.15	9.56
MRC-MW74C	C	11.36	NM	NM
MRC-MW87C	C	25.82	NM	NM

NGVD - National Geodetic Vertical Datum
NM - Not measured
A - Upper
B - Intermediate
C - Lower

Table 4-2

Statistical Summary of Groundwater Sample Chemical Analyses, July-August 2009
Lockheed Martin Middle River Complex, Middle River, Maryland
Page 1 of 3

Chemical	Frequency of Detection		Mininum Non Detected	Maximum Non Detected	Mininum Detected	Maximum Detected	Sample of Maximum Detected	Mean of All Samples	Mean of Positive Detects	Standard Deviation
	Number	Percent								
VOLATILES (ug/L)										
TRICHLOROETHENE	46/60	77%	0.17	57	0.41 J	17000	MRC-74B	651	849	2329
TERTIARY-BUTYL ALCOHOL	3/4	75%	36.134	36.134	5.288 L	21 L	MRC-MW34B	13.6	12.1	7.23
CIS-1,2-DICHLOROETHENE	42/60	70%	0.17	57	0.25 J	2800	MRC-MW81B	85.9	122	369
1,1-DICHLOROETHENE	30/60	50%	0.19	120	0.2588 J	550	MRC-MW14B	25.6	46.8	78.4
1,1-DICHLOROETHANE	27/60	45%	0.15	94	0.263 J	56	MRC-MW16A	5.78	8.85	11.7
VINYL CHLORIDE	18/60	30%	0.22	140	0.29 J	520	MRC-MW81B	14.6	38.8	67.7
CHLOROFORM	12/60	20%	0.16	100	0.1835 J	4.3	MRC-MW34B	2.57	1.22	7.39
TRANS-1,2-DICHLOROETHENE	9/60	15%	0.19	120	0.3369 J	8.3 J	MRC-MW79B	3.13	2.53	8.89
BENZENE	8/60	13%	0.13	81	0.7 J	186.76	MRC-MW17A	7.44	42.5	26.4
METHYL TERT-BUTYL ETHER	7/60	12%	0.17	110	4.113 J	84 J	MRC-MW79B	6.25	32.2	16.2
TETRACHLOROETHENE	6/60	10%	0.29	180	1.7	21	MRC-MW16A	4.93	8.13	13.6
TOLUENE	6/60	10%	0.13	81	0.1708 J	23.95	MRC-MW17A	2.35	4.50	6.65
1,1,1-TRICHLOROETHANE	4/60	7%	0.22	140	0.43 J	18 J	MRC-MW14B	3.47	5.51	10.5
1,2,3-TRICHLOROBENZENE	4/60	7%	0.17	110	0.2218 J	2000	MRC-MW43A	35.6	503	258
1,2,4-TRICHLOROBENZENE	4/60	7%	0.15	94	0.21 J	8800	MRC-MW43A	150	2216	1136
1,2,3-TRIMETHYLBENZENE	3/60	5%	0.0059	3.7	0.7862 J	2.304 J	MRC-MW17A	0.164	1.55	0.445
1,2-DICHLOROETHANE	3/60	5%	0.22	140	0.31 J	0.75 J	MRC-MW15A	3.28	0.485	10.3
1,4-DICHLOROBENZENE	3/60	5%	0.13	81	0.2596 J	490	MRC-MW43A	10.2	172	63.3
CARBON TETRACHLORIDE	3/60	5%	0.13	81	1.669 J	17	MRC-MW34B	2.25	6.95	6.31
ETHYLBENZENE	3/60	5%	0.17	110	1.637 J	43.121	MRC-MW17A	3.35	16.6	9.64
ISOPROPYLBENZENE	3/60	5%	0.13	81	0.6669 J	10 J	MRC-MW21B	2.11	4.52	6.11
M+P-XYLENES	3/60	5%	0.24	150	2.289 J	25.208	MRC-MW17A	4.05	10.8	11.5
NAPHTHALENE	3/60	5%	0.24	150	0.63 J	1.803	MRC-MW50A	3.59	1.07	11.1
TOTAL XYLENES	3/60	5%	0.28	180	2.289 J	28.157	MRC-MW17A	4.79	13.0	13.6
1,1,2-TRICHLOROTRIFLUOROETHANE	2/60	3%	0.28	180	0.3 J	0.87 J	MRC-MW71A	4.19	0.585	13.3
1,2,4-TRIMETHYLBENZENE	2/60	3%	0.12	75	1.431	4.006 J	MRC-MW17A	1.85	2.72	5.58
1,2-DICHLOROBENZENE	2/60	3%	0.13	81	3.9	390	MRC-MW43A	8.12	197	50.4
1,3-DICHLOROBENZENE	2/60	3%	0.14	88	0.1909 J	23	MRC-MW36A	2.46	11.6	7.08
2-BUTANONE	2/60	3%	0.57	360	0.63 J	0.8106 J	MRC-MW70B	8.45	0.720	26.7
CHLOROBENZENE	2/60	3%	0.15	94	5.5 J	34	MRC-MW36A	2.84	19.8	8.10
METHYLENE CHLORIDE	2/60	3%	0.33	210	0.5942 J	6.92 J	MRC-MW17A	5.56	3.76	16.5
N-PROPYLBENZENE	2/60	3%	0.14	88	0.6947 J	5.359 J	MRC-MW17A	2.17	3.03	6.56
O-XYLENE	2/60	3%	0.14	88	2.949 J	3.554	MRC-MW50A	2.17	3.25	6.54
SEC-BUTYLBENZENE	2/60	3%	0.13	81	0.3627 J	0.3776 J	MRC-MW24A	1.93	0.370	6.02
DIISOPROPYL ETHER	1/60	2%	1.5	940	1.9 J	1.9 J	MRC-MW87A	22.2	1.90	69.9
TRICHLOROFLUOROMETHANE	1/60	2%	0.21	130	1.36	1.36	MRC-MW19A	3.10	1.36	9.69

Table 4-2

Statistical Summary of Groundwater Sample Chemical Analyses, July-August 2009
Lockheed Martin Middle River Complex, Middle River, Maryland
Page 2 of 3

Chemical	Frequency of Detection		Mininum Non Detected	Maximum Non Detected	Mininum Detected	Maximum Detected	Sample of Maximum Detected	Mean of All Samples	Mean of Positive Detects	Standard Deviation
	Number	Percent								
SEMIVOLATILES (ug/L)										
1,4-DIOXANE	20/32	63%	0.49	0.49	0.89 J	136.06	MRC-MW12A	12.4	19.7	30.4
INORGANICS (ug/L)										
BARIUM	66/66	100%	-	-	6.5	874	MRC-MW67A	157	157	179
POTASSIUM	12/12	100%	-	-	419	14500	MRC-MW27B	5588	5588	4016
MANGANESE	65/66	98%	2.8	2.8	8.7	40700	MRC-MW08A	5379	5462	9361
NICKEL	65/66	98%	0.84	0.84	0.34 K	14000	MRC-MW67A	350	355	1723
COBALT	64/66	97%	0.28	0.51	0.62	6740	MRC-MW67A	246	254	873
IRON	60/66	91%	11	120	74.3	96100	MRC-MW27A, MRC-MW87A	19073	20978	23694
ZINC	53/66	80%	5.2	32.4	13.1	22500	MRC-MW67A	532	660	2772
BERYLLIUM	45/66	68%	0.037	0.41	0.041 K	239	MRC-MW67A	6.74	9.86	30.4
ARSENIC	42/66	64%	0.21	5	0.21	6	MRC-MW27A	1.19	1.63	1.41
COPPER	36/66	55%	0.064	3.9	0.19 K	1680	MRC-MW67A	34.9	63.7	208
SELENIUM	35/66	53%	0.14	5	0.15	5.9 K	MRC-MW67A	0.690	1.05	1.07
CHROMIUM	28/66	42%	0.066	10.3	0.12	40.5	MRC-MW27B	1.98	4.14	6.13
ANTIMONY	23/66	35%	0.055	2	0.07	5.6	MRC-MW71B	0.271	0.522	0.726
LEAD	22/66	33%	0.034	0.6	0.31	12.4	MRC-MW19A	0.784	2.17	1.88
VANADIUM	19/66	29%	0.6	20	0.73	43	MRC-MW19A	3.06	6.04	6.15
CADMIUM	13/66	20%	0.027	1	0.031	8.8	MRC-MW67A	0.402	1.80	1.23
MOLYBDENUM	8/66	12%	0.2	2	0.37	3.3	MRC-MW71B	0.520	2.06	0.749
SILVER	3/66	5%	0.033	1	0.057 K	0.88	MRC-MW50A	0.097	0.449	0.190
MERCURY	1/66	2%	0.1	0.2	0.14	0.14	MRC-MW29A	0.061	0.140	0.022
THALLIUM	1/66	2%	0.12	1.2	1.4	1.4	MRC-MW52A	0.160	1.40	0.222
INORGANICS FILTERED (ug/L)										
BARIUM	66/66	100%	-	-	5.2	891	MRC-MW67A	157	157	183
COBALT	64/66	97%	0.073	0.47	0.64	6930	MRC-MW67A	252	260	897
MANGANESE	64/66	97%	0.62	2.1	10.2	39900	MRC-MW08A	5340	5507	9283
NICKEL	64/66	97%	0.37	0.74	1.1 K	13800	MRC-MW67A	350	361	1700
ZINC	48/66	73%	2.4	31.7	32.1 K	22200	MRC-MW67A	525	720	2737
IRON	46/66	70%	11	147	123	111000	MRC-MW87A	18525	26569	26292
BERYLLIUM	42/66	64%	0.037	0.6	0.039 K	242	MRC-MW67A	6.75	10.6	30.7
ARSENIC	35/66	53%	0.21	5	0.25 K	5.6	MRC-MW27A	1.01	1.42	1.20
SELENIUM	34/66	52%	0.14	5	0.14	5.8	MRC-MW67A	0.622	1.02	1.07
COPPER	27/66	41%	0.12	3.8	0.11 K	1990	MRC-MW67A	38.5	93.7	246
CHROMIUM	13/66	20%	0.066	2	0.1	23.7	MRC-MW85A	0.623	2.35	2.91
ANTIMONY	12/66	18%	0.055	2	0.057	5.2	MRC-MW71B	0.267	0.710	0.698

Table 4-2

Statistical Summary of Groundwater Sample Chemical Analyses, July-August 2009
Lockheed Martin Middle River Complex, Middle River, Maryland
Page 3 of 3

Chemical	Frequency of Detection		Mininum Non Detected	Maximum Non Detected	Mininum Detected	Maximum Detected	Sample of Maximum Detected	Mean of All Samples	Mean of Positive Detects	Standard Deviation
	Number	Percent								
CADMIUM	12/66	18%	0.027	1	0.035	8.6	MRC-MW67A	0.398	1.94	1.21
VANADIUM	9/66	14%	0.6	20	0.61	1.3	MRC-MW37B	1.91	0.864	3.47
LEAD	7/66	11%	0.036	1	0.39	6.5	MRC-MW67A	0.263	1.83	0.847
MOLYBDENUM	4/66	6%	0.2	2	1.5	7.2	MRC-MW85A	0.502	3.40	0.985
SILVER	1/66	2%	0.033	1	0.94	0.94	MRC-MW50A	0.105	0.940	0.203
THALLIUM	1/66	2%	0.12	1.3	1.4	1.4	MRC-MW52A	0.140	1.40	0.216
MISCELLANEOUS (mg/L)										
ALKALINITY	10/14	71%	6.1	17	29	170	MRC-MW21A	50.6	68.8	50.0
AMMONIA-N	9/14	64%	0.1	0.1	0.1	1.5	MRC-MW27A	0.285	0.416	0.397
CHLORIDE	14/14	100%	-	-	4.7	730	MRC-MW27A	154	154	198
DISSOLVED ORGANIC CARBON	14/14	100%	-	-	0.9	10	MRC-MW14B	3.19	3.19	2.50
NITRATE-N	8/13	62%	0.023	0.023	0.1	1.5	MRC-MW34A	0.251	0.400	0.421
NITRITE-N	1/13	8%	0.012	0.012	0.3	0.3	MRC-MW81B	0.029	0.300	0.082
ORTHOPHOSPHATE-P	4/14	29%	0.044	0.1	0.1 K	1.1 J	MRC-MW43A	0.175	0.550	0.353
SULFATE	14/14	100%	-	-	0.6	196	MRC-MW21A	36.1	36.1	62.0
TOTAL DISSOLVED SOLIDS	14/14	100%	-	-	97	1100	MRC-MW27A	378	378	307
DISSOLVED GASSES (ug/L)										
METHANE	13/14	93%	0.17	0.17	0.39 J	1300	MRC-MW27A	237	255	437
ETHANE	5/14	36%	0.27	0.27	0.29 J	2	MRC-MW27A	0.341	0.711	0.495
ETHENE	5/14	36%	0.24	0.24	0.26 J	13	MRC-MW81B	1.38	3.65	3.44

Footnotes:

For non-detects, 1/2 sample quantitation limit was used as a proxy concentration.

1/2 the detection limit was used for B qualified data.

ug/L - Micrograms per liter (i.e., parts per billion).

mg/L - Milligrams per liter (i.e., parts per million)

J Estimated value.

K Value is biased high.

L Value is biased low.

Table 4-3

Summary of Chemical Results for Groundwater Samples
Lockheed Martin Middle River Complex, Middle River, Maryland
Page 1 of 24

SAMPLE ID:		MRC-MW02A-072909	MRC-MW04A-073109	MRC-MW07A-072909	MRC-MW08A-072809	MRC-MW12A-073009	MRC-MW12B-073009	MRC-MW14A-073009	MRC-MW14B-082709	MRC-MW14C-083109
LABORATORY ID:	MDE	A9G300230004	A9H010115003	A9G300230002	A9G290200002	A9G310180003	A9G310180002	A9G310180004	A9H280125002	A9I030309002
SAMPLE DATE:	Groundwater	7/29/2009	7/31/2009	7/29/2009	7/28/2009	7/30/2009	7/30/2009	7/30/2009	8/27/2009	8/31/2009
LOCATION:	Criteria	MRC-MW02A	MRC-MW04A	MRC-MW07A	MRC-MW08A	MRC-MW12A	MRC-MW12B	MRC-MW14A	MRC-MW14B	MRC-MW14C
VOLATILES (ug/L)										
1,1,1-TRICHLOROETHANE	200	NA	NA	--	--	--	--	--	18 J	--
1,1,2-TRICHLOROTRIFLUOROETHANE		NA	NA	--	--	--	--	--	--	--
1,1-DICHLOROETHANE	90	NA	NA	2.626	--	14.378 J	4.713 J	2.043	44 J	--
1,1-DICHLOROETHENE	7	NA	NA	6.226	--	193.87	30.984	2.079	550	--
1,2,3-TRICHLOROBENZENE		NA	NA	--	--	--	--	--	--	--
1,2,3-TRIMETHYLBENZENE		NA	NA	--	--	--	--	--	--	--
1,2,4-TRICHLOROBENZENE	70	NA	NA	--	--	--	--	--	--	--
1,2,4-TRIMETHYLBENZENE		NA	NA	--	--	--	--	--	--	--
1,2-DICHLOROBENZENE	600	NA	NA	--	--	--	--	--	--	--
1,2-DICHLOROETHANE	5	NA	NA	--	--	--	--	--	--	--
1,3-DICHLOROBENZENE	1.8	NA	NA	--	0.1909 J	--	--	--	--	--
1,4-DICHLOROBENZENE	75	NA	NA	--	--	--	--	--	--	--
2-BUTANONE	700	NA	NA	--	--	--	--	--	--	--
ACETONE	550	NA	NA	--	--	--	--	2.029 B	--	3.7 B
BENZENE	5	NA	NA	--	--	--	--	--	37 J	--
CARBON TETRACHLORIDE	5	NA	NA	--	--	--	--	--	--	--
CHLOROBENZENE	100	NA	NA	--	--	--	--	--	--	--
CHLOROFORM	80	NA	NA	0.1835 J	--	--	--	--	--	--
CIS-1,2-DICHLOROETHENE	70	NA	NA	0.5427 J	--	161.11	32.826	12.328	41 J	--
DIISOPROPYL ETHER		NA	NA	--	--	--	--	--	--	--
ETHANE		NA	NA	NA	NA	NA	NA	NA	--	NA
ETHENE		NA	NA	NA	NA	NA	NA	NA	--	NA
ETHYLBENZENE	700	NA	NA	--	--	--	--	--	--	--
HEXACHLOROBUTADIENE	0.86	NA	NA	--	--	--	--	--	--	--
ISOPROPYLBENZENE	66	NA	NA	--	--	--	--	--	--	--
M+P-XYLENES		NA	NA	--	--	--	--	--	--	--
METHANE		NA	NA	NA	NA	NA	NA	NA	7.2	NA
METHYL TERT-BUTYL ETHER	20	NA	NA	--	--	--	--	--	--	--
METHYLENE CHLORIDE	5	NA	NA	--	--	--	--	--	32 B	--
NAPHTHALENE	0.65	NA	NA	--	--	--	--	--	--	--
N-PROPYLBENZENE		NA	NA	--	--	--	--	--	--	--
O-XYLENE		NA	NA	--	--	--	--	--	--	--
SEC-BUTYLBENZENE		NA	NA	--	--	--	--	--	--	--
TERTIARY-BUTYL ALCOHOL		NA	NA	--	--	--	--	--	--	--
TETRACHLOROETHENE	5	NA	NA	2.312	--	--	--	--	--	--
TOLUENE	1000	NA	NA	--	--	--	--	--	--	--
TOTAL XYLENES	10	NA	NA	--	--	--	--	--	--	--
TRANS-1,2-DICHLOROETHENE	100	NA	NA	--	--	--	--	2.36	--	--
TRICHLOROETHENE	5	NA	NA	1.287	--	1244.9	309.75	8.191	2500	--

Table 4-3

Summary of Chemical Results for Groundwater Samples
Lockheed Martin Middle River Complex, Middle River, Maryland
Page 2 of 24

SAMPLE ID:		MRC-MW02A-072909	MRC-MW04A-073109	MRC-MW07A-072909	MRC-MW08A-072809	MRC-MW12A-073009	MRC-MW12B-073009	MRC-MW14A-073009	MRC-MW14B-082709	MRC-MW14C-083109
LABORATORY ID:	MDE	A9G300230004	A9H010115003	A9G300230002	A9G290200002	A9G310180003	A9G310180002	A9G310180004	A9H280125002	A9I030309002
SAMPLE DATE:	Groundwater	7/29/2009	7/31/2009	7/29/2009	7/28/2009	7/30/2009	7/30/2009	7/30/2009	8/27/2009	8/31/2009
LOCATION:	Criteria	MRC-MW02A	MRC-MW04A	MRC-MW07A	MRC-MW08A	MRC-MW12A	MRC-MW12B	MRC-MW14A	MRC-MW14B	MRC-MW14C
TRICHLOROFLUOROMETHANE		NA	NA	--	--	--	--	--	--	--
VINYL CHLORIDE	2	NA	NA	--	--	--	--	0.5043 J	--	--
SEMIVOLATILES (ug/L)										
1,4-DIOXANE		NA	NA	3.9935	--	136.06	39.138	4.2914	110	--
INORGANICS (ug/L)										
ANTIMONY	6	0.21	0.07	0.47	--	0.24	--	--	0.8	0.1 B
ARSENIC	10	0.21	0.54	0.49	0.4	0.94	--	1	--	0.88
BARIUM	2000	109	116	58.1	148	87.1	89.6	58.8	79.4	70.3
BERYLLIUM	4	4.2	1.4 K	0.42 K	0.58	0.14 K	0.063 K	0.041 K	0.35 B	0.34 B
CADMIUM	5	0.24 B	1.8 K	0.54 K	0.088 B	0.07 B	0.04 B	--	0.48	0.033 B
CHROMIUM	100	0.8	0.3	0.44	0.96	0.92	0.19	--	4.2	6.7
COBALT		74.2	396	204	120	34.2	26.9	62.5	34.2	15.2
COPPER	1300	67.9	9.5	23	0.77 B	1.2 K	0.22 B	0.1 B	12.2	7.4
IRON	300	249	238	47.2 B	37200	31700	5180	46400	54200	18700
LEAD	15	0.78 K	0.33 K	2 K	0.43	0.84 K	0.1 B	0.045 B	3	2.5
MANGANESE	50	33.7 K	2450	1390	40700	2010	2150	3190	1260	1220
MERCURY	2	--	--	--	--	--	--	--	--	0.11 B
MOLYBDENUM		0.3 B	0.43	--	--	0.37	--	--	0.9 B	--
NICKEL	73	111	439	274	262	66.9	56.2	45.2	58.9	27.6
POTASSIUM		NA	NA	NA	NA	NA	NA	NA	4980	NA
SELENIUM	50	0.32 B	1.4 K	2.1 K	0.29	0.23 B	--	0.25 B	0.44	0.21 B
SILVER	100	--	0.062 B	0.049 B	--	--	--	--	0.41	--
THALLIUM	2	--	0.29 B	0.16 B	--	--	--	--	--	--
VANADIUM	3.7	1.2 B	--	--	0.72 B	1.3 B	--	--	8.1	8.9
ZINC	5000	103	318	75.1	116	191	91.6	26.7	59.2	64.8
INORGANICS FILTERED (ug/L)										
ANTIMONY	6	0.18	--	0.41	--	0.11	--	--	0.18 B	--
ARSENIC	10	--	0.71	0.41	0.27	0.62	--	1.2	--	0.3
BARIUM	2000	108	121	59.4	140	83.2	83.6	56.7	93.4	52.2
BERYLLIUM	4	4	1.4	0.37 K	0.49	0.063 K	0.039 K	0.072 K	0.16 B	0.089 B
CADMIUM	5	0.24 K	1.9 K	0.56 K	0.083 B	0.061 B	0.05 B	--	0.21 B	--
CHROMIUM	100	0.28	0.1	0.35	--	--	--	--	0.68 B	1.4
COBALT		73.6	395	210	114	38	24.2	67.3	68	8.9
COPPER	1300	61.5	9.6	23	0.38 B	0.28 B	0.3 B	0.33 B	0.74 B	1.7 B
IRON	300	--	160	--	34300	37700	6320	45300	106000	14100
LEAD	15	0.13 B	0.21 B	1.7 K	0.099 B	0.092 B	--	0.068 B	0.14 B	0.39
MANGANESE	50	30.2 K	2500	1440	39900	2110	2080	3380	2400	1070
MERCURY	2	--	--	--	--	--	--	--	--	0.17 B
MOLYBDENUM		0.3 B	--	--	--	--	--	--	--	--
NICKEL	73	111	436	284	243	73.5	56	49.3	124	17.5

Table 4-3

Summary of Chemical Results for Groundwater Samples
Lockheed Martin Middle River Complex, Middle River, Maryland
Page 3 of 24

SAMPLE ID:	MDE	MRC-MW02A-072909	MRC-MW04A-073109	MRC-MW07A-072909	MRC-MW08A-072809	MRC-MW12A-073009	MRC-MW12B-073009	MRC-MW14A-073009	MRC-MW14B-082709	MRC-MW14C-083109
LABORATORY ID:		A9G300230004	A9H010115003	A9G300230002	A9G290200002	A9G310180003	A9G310180002	A9G310180004	A9H280125002	A9I030309002
SAMPLE DATE:	Groundwater	7/29/2009	7/31/2009	7/29/2009	7/28/2009	7/30/2009	7/30/2009	7/30/2009	8/27/2009	8/31/2009
LOCATION:	Criteria	MRC-MW02A	MRC-MW04A	MRC-MW07A	MRC-MW08A	MRC-MW12A	MRC-MW12B	MRC-MW14A	MRC-MW14B	MRC-MW14C
SELENIUM	50	0.34 B	1.4 K	2.2 K	0.2	0.16 B	--	0.37 B	--	0.18 B
SILVER	100	--	0.061 B	0.046 B	--	--	--	--	--	--
THALLIUM	2	--	0.19 B	0.14 B	--	0.17 B	--	--	--	--
VANADIUM	3.7	0.61	--	--	--	--	--	--	0.73	1.2
ZINC	5000	97.5	315	77.7	105	193	98.6	32.4	98.3	43.4
MISCELLANEOUS (mg/L)										
ALKALINITY		NA	NA	NA	NA	NA	NA	NA	30	NA
AMMONIA-N		NA	NA	NA	NA	NA	NA	NA	0.4	NA
CHLORIDE		NA	NA	NA	NA	NA	NA	NA	73.6	NA
DISSOLVED ORGANIC CARBON		NA	NA	NA	NA	NA	NA	NA	10	NA
NITRATE-N		NA	NA	NA	NA	NA	NA	NA	--	NA
NITRITE-N		NA	NA	NA	NA	NA	NA	NA	--	NA
ORTHOPHOSPHATE-P		NA	NA	NA	NA	NA	NA	NA	--	NA
SULFATE		NA	NA	NA	NA	NA	NA	NA	159	NA
TOTAL DISSOLVED SOLIDS		NA	NA	NA	NA	NA	NA	NA	370	NA

Table 4-3

Summary of Chemical Results for Groundwater Samples
Lockheed Martin Middle River Complex, Middle River, Maryland
Page 4 of 24

SAMPLE ID:	MRC-MW15A-082709	MRC-MW16A-082709	MRC-MW17A-073109	MRC-MW19A-072909	MRC-MW21A-082409	MRC-MW21B-082409	MRC-MW23A-073109	MRC-MW24A-080609	MRC-MW25A-080609	MRC-MW26A-080409
LABORATORY ID:	A9H280125006	A9H280125007	A9H010115002	A9G300230003	A9H250196002	A9H250196004	A9H010115004	A9H070192006	A9H070192005	A9H050300005
SAMPLE DATE:	8/27/2009	8/27/2009	7/31/2009	7/29/2009	8/24/2009	8/24/2009	7/31/2009	8/6/2009	8/6/2009	8/4/2009
LOCATION:	MRC-MW15A	MRC-MW16A	MRC-MW17A	MRC-MW19A	MRC-MW21A	MRC-MW21B	MRC-MW23A	MRC-MW24A	MRC-MW25A	MRC-MW26A
VOLATILES (ug/L)										
1,1,1-TRICHLOROETHANE	--	1.4 J	--	--	--	--	--	--	--	--
1,1,2-TRICHLOROTRIFLUOROETHANE	--	--	--	--	--	--	--	--	--	--
1,1-DICHLOROETHANE	17	56	--	2.194	11	15 J	1.42 J	13.63	--	--
1,1-DICHLOROETHENE	38	150	--	--	14	140	--	1.811	--	0.4755 J
1,2,3-TRICHLOROBENZENE	--	--	--	--	--	--	--	--	--	--
1,2,3-TRIMETHYLBENZENE	--	--	2.304 J	--	--	--	0.7862 J	--	--	--
1,2,4-TRICHLOROBENZENE	--	--	--	--	--	--	--	--	--	--
1,2,4-TRIMETHYLBENZENE	--	--	4.006 J	--	--	--	--	--	--	--
1,2-DICHLOROBENZENE	--	--	--	--	--	--	--	--	--	--
1,2-DICHLOROETHANE	0.75 J	--	--	--	--	--	--	--	--	--
1,3-DICHLOROBENZENE	--	--	--	--	--	--	--	--	--	--
1,4-DICHLOROBENZENE	--	--	--	--	--	--	--	--	--	--
2-BUTANONE	--	--	--	--	0.63 J	--	--	--	--	--
ACETONE	4.6 B	--	20.806 B	--	12 B	--	13.616 B	--	9.313 B	1.213 B
BENZENE	--	--	186.76	--	--	27	69.295	3.18	--	--
CARBON TETRACHLORIDE	--	--	--	--	--	--	--	2.168	--	--
CHLOROBENZENE	--	--	--	--	--	--	--	--	--	--
CHLOROFORM	--	--	--	1.067	--	--	--	1.534 J	--	--
CIS-1,2-DICHLOROETHENE	--	16	3.295 J	--	0.9 J	5.5 J	--	6.37	4.537	7.433
DIISOPROPYL ETHER	--	--	--	--	--	--	--	--	--	--
ETHANE	NA	NA	NA	NA	--	NA	NA	0.554	--	NA
ETHENE	NA	NA	NA	NA	0.26 J	NA	NA	--	--	NA
ETHYLBENZENE	--	--	43.121	--	--	--	1.637 J	--	--	--
HEXACHLOROBUTADIENE	--	--	--	--	--	--	--	--	--	--
ISOPROPYLBENZENE	--	--	2.894 J	--	--	10 J	--	--	--	--
M+P-XYLENES	--	--	25.208	--	--	--	2.289 J	--	--	--
METHANE	NA	NA	NA	NA	250	NA	NA	152.2	29.37	NA
METHYL TERT-BUTYL ETHER	--	--	--	--	--	--	7.264 J	64.83	--	--
METHYLENE CHLORIDE	1.2 B	1.6 B	6.92 J	--	--	7.7 B	--	0.5942 J	--	--
NAPHTHALENE	--	--	--	--	--	--	--	--	--	--
N-PROPYLBENZENE	--	--	5.359 J	--	--	--	--	--	--	--
O-XYLENE	--	--	2.949 J	--	--	--	--	--	--	--
SEC-BUTYLBENZENE	--	--	--	--	--	--	--	0.3776 J	--	--
TERTIARY-BUTYL ALCOHOL	--	--	--	--	--	--	--	36.134 B	--	--
TETRACHLOROETHENE	--	21	--	--	1.7	7.7 J	--	--	--	--
TOLUENE	--	--	23.95	--	--	--	1.678 J	--	--	--
TOTAL XYLENES	--	--	28.157	--	--	--	2.289 J	--	--	--
TRANS-1,2-DICHLOROETHENE	--	--	--	--	--	--	--	--	--	0.4412 J
TRICHLOROETHENE	0.41 J	35	17.114	--	9.3	550	--	43.148	136.57	3.512

Table 4-3

Summary of Chemical Results for Groundwater Samples
Lockheed Martin Middle River Complex, Middle River, Maryland
Page 5 of 24

SAMPLE ID:	MRC-MW15A-082709	MRC-MW16A-082709	MRC-MW17A-073109	MRC-MW19A-072909	MRC-MW21A-082409	MRC-MW21B-082409	MRC-MW23A-073109	MRC-MW24A-080609	MRC-MW25A-080609	MRC-MW26A-080409
LABORATORY ID:	A9H280125006	A9H280125007	A9H010115002	A9G300230003	A9H250196002	A9H250196004	A9H010115004	A9H070192006	A9H070192005	A9H050300005
SAMPLE DATE:	8/27/2009	8/27/2009	7/31/2009	7/29/2009	8/24/2009	8/24/2009	7/31/2009	8/6/2009	8/6/2009	8/4/2009
LOCATION:	MRC-MW15A	MRC-MW16A	MRC-MW17A	MRC-MW19A	MRC-MW21A	MRC-MW21B	MRC-MW23A	MRC-MW24A	MRC-MW25A	MRC-MW26A
TRICHLOROFLUOROMETHANE	--	--	--	1.36	--	--	--	--	--	--
VINYL CHLORIDE	7.4	22	--	--	1.3	--	--	2.369	--	1.19
SEMIVOLATILES (ug/L)										
1,4-DIOXANE	5.7	31	3.0276	4.8316	0.89 J	11	NA	NA	NA	NA
INORGANICS (ug/L)										
ANTIMONY	--	--	0.074	0.33	0.17 B	--	--	--	--	--
ARSENIC	0.6	0.86	1.4	5.1	4.7	0.31	--	0.65 K	--	--
BARIUM	120	382	322	95.7	104	90.5	452	187	172	213
BERYLLIUM	0.07 B	7.6	0.42 K	3.2	1.1	1.4	0.11 K	33.1	3.8	10.3
CADMIUM	--	1.1	0.14 B	1.3 K	--	--	0.087 B	1.5	0.16 B	0.16 B
CHROMIUM	0.19 B	0.37 B	--	28.3	10.8	--	--	0.12	--	0.5 B
COBALT	44	266	110	674	21	66	307	137	189	251
COPPER	0.35 B	7.9	0.18 B	210	8.3	0.29 B	0.49 K	42.6	--	1.2 B
IRON	16400	6340	51000	25300	21800	31200	29000	226	38700	15200
LEAD	0.14 B	1.2	0.2 B	12.4	3.2	0.11 B	0.14 B	0.71	0.11 B	0.15 B
MANGANESE	5370	6160	13800	1790	2890	2900	27300	24000	6100	4930
MERCURY	--	--	--	--	--	--	--	--	--	--
MOLYBDENUM	--	--	--	1.3 B	0.6 B	0.25 B	--	--	--	--
NICKEL	11.3	271	122	1030	17.1	82.9	132	535	222	120
POTASSIUM	NA	NA	NA	NA	10700	NA	NA	NA	NA	NA
SELENIUM	0.19	0.28	0.18 B	1.1 B	1.1	--	0.23 B	2.5 K	--	0.35 K
SILVER	--	--	--	0.047 B	--	--	--	0.16 B	--	--
THALLIUM	0.13 B	--	--	0.36 B	0.14 B	0.18 B	--	--	--	--
VANADIUM	--	--	--	43	14.6	--	--	--	--	--
ZINC	13.1	411	120	652	35.6 K	164	149	533	270	164
INORGANICS FILTERED (ug/L)										
ANTIMONY	--	--	--	--	--	--	--	--	--	--
ARSENIC	0.7	--	1.4	--	2	--	--	0.59 K	--	0.25 K
BARIUM	120	480	370	40.8	94.6	91.2	474	188	186	206
BERYLLIUM	0.1 B	11.9	0.34 K	2.7	--	1.2	0.12 K	32.8	4.9	9.7
CADMIUM	--	1.8	0.089 B	1.5 K	--	--	0.091 B	1.5	0.13 B	0.19 B
CHROMIUM	--	0.33 B	--	0.52	--	--	--	--	--	--
COBALT	47	350	84.6	750	16.1	65	314	143	203	242
COPPER	0.38 B	11.3	0.42 K	204	0.27 B	0.21 B	0.32 B	41.2	0.26 K	1.2 B
IRON	15400	4140	59900	19.4 B	13800	30200	30500	50.9 B	38300	14700
LEAD	0.086 B	1.2	0.24 B	1.2 K	0.063 B	0.051 B	--	0.45 B	0.11 B	0.089 B
MANGANESE	5390	5970	10900	1960	2790	2850	28100	24200	6400	4660
MERCURY	--	--	--	--	--	--	--	--	--	--
MOLYBDENUM	--	--	--	--	0.26 B	--	--	--	--	--
NICKEL	11.8	374	91.2	1140	9.2	81.2	130	528	239	117

Table 4-3

Summary of Chemical Results for Groundwater Samples
Lockheed Martin Middle River Complex, Middle River, Maryland
Page 6 of 24

SAMPLE ID:	MRC-MW15A-082709	MRC-MW16A-082709	MRC-MW17A-073109	MRC-MW19A-072909	MRC-MW21A-082409	MRC-MW21B-082409	MRC-MW23A-073109	MRC-MW24A-080609	MRC-MW25A-080609	MRC-MW26A-080409
LABORATORY ID:	A9H280125006	A9H280125007	A9H010115002	A9G300230003	A9H250196002	A9H250196004	A9H010115004	A9H070192006	A9H070192005	A9H050300005
SAMPLE DATE:	8/27/2009	8/27/2009	7/31/2009	7/29/2009	8/24/2009	8/24/2009	7/31/2009	8/6/2009	8/6/2009	8/4/2009
LOCATION:	MRC-MW15A	MRC-MW16A	MRC-MW17A	MRC-MW19A	MRC-MW21A	MRC-MW21B	MRC-MW23A	MRC-MW24A	MRC-MW25A	MRC-MW26A
SELENIUM	0.31	0.14	0.25 B	0.55 B	0.2	--	0.23 B	2.3 K	--	0.25 K
SILVER	--	--	--	--	--	--	--	0.11 B	--	--
THALLIUM	--	--	--	0.18 B	--	0.13 B	0.16 B	--	--	--
VANADIUM	--	--	--	--	--	--	--	--	--	--
ZINC	10.3 B	621	83.6	683	10.3 B	159	142	497	279	157
MISCELLANEOUS (mg/L)										
ALKALINITY	NA	NA	NA	NA	170	NA	NA	8.92 B	71.42	NA
AMMONIA-N	NA	NA	NA	NA	0.4	NA	NA	0.19	0.1498	NA
CHLORIDE	NA	NA	NA	NA	185	NA	NA	415.5 K	103.6	NA
DISSOLVED ORGANIC CARBON	NA	NA	NA	NA	6	NA	NA	1.318	1.459	NA
NITRATE-N	NA	NA	NA	NA	0.2	NA	NA	0.1	--	NA
NITRITE-N	NA	NA	NA	NA	--	NA	NA	--	--	NA
ORTHOPHOSPHATE-P	NA	NA	NA	NA	--	NA	NA	--	0.9 L	NA
SULFATE	NA	NA	NA	NA	196	NA	NA	0.6	2.1	NA
TOTAL DISSOLVED SOLIDS	NA	NA	NA	NA	720	NA	NA	822	287	NA

Table 4-3

Summary of Chemical Results for Groundwater Samples
Lockheed Martin Middle River Complex, Middle River, Maryland
Page 7 of 24

SAMPLE ID:	MRC-MW27A-082609	MRC-MW27B-082409	MRC-MW29A-080409	MRC-MW30A-080409	MRC-MW34A-082509	MRC-MW34B-082509	MRC-MW36A-082609	MRC-MW37A-082709	MRC-MW37B-08
LABORATORY ID:	A9H270200002	A9H250196003	A9H050300006	A9H050300007	A9H260250003	A9H260250002	A9H270200003	A9H280125004	A9H290152002
SAMPLE DATE:	8/26/2009	8/24/2009	8/4/2009	8/4/2009	8/25/2009	8/25/2009	8/26/2009	8/27/2009	8/28/2009
LOCATION:	MRC-MW27A	MRC-MW27B	MRC-MW29A	MRC-MW30A	MRC-MW34A	MRC-MW34B	MRC-MW36A	MRC-MW37A	MRC-MW37B
VOLATILES (ug/L)									
1,1,1-TRICHLOROETHANE	--	--	--	--	--	--	--	--	--
1,1,2-TRICHLOROTRIFLUOROETHANE	--	--	--	--	--	--	--	--	0.3 J
1,1-DICHLOROETHANE	2.1 J	--	5.807	0.263 J	--	1	--	--	--
1,1-DICHLOROETHENE	3.4 J	3.8 J	3.593	0.4727 J	--	0.36 J	--	--	--
1,2,3-TRICHLOROBENZENE	--	--	--	0.2218 J	--	--	9.4	--	--
1,2,3-TRIMETHYLBENZENE	--	--	--	--	--	--	--	--	--
1,2,4-TRICHLOROBENZENE	--	--	--	0.5449 J	--	--	62	--	--
1,2,4-TRIMETHYLBENZENE	--	--	--	--	--	--	--	--	--
1,2-DICHLOROBENZENE	--	--	--	--	--	--	3.9	--	--
1,2-DICHLOROETHANE	--	--	--	--	--	--	--	--	--
1,3-DICHLOROBENZENE	--	--	--	--	--	--	23	--	--
1,4-DICHLOROBENZENE	--	--	--	0.2596 J	--	--	26	--	--
2-BUTANONE	--	--	--	--	--	--	--	--	--
ACETONE	--	--	--	1.349 B	2.4 B	--	2.4 B	--	3.2 B
BENZENE	--	--	--	--	--	--	--	--	--
CARBON TETRACHLORIDE	--	--	--	--	--	17	--	--	--
CHLOROBENZENE	--	--	--	--	--	--	34	5.5 J	--
CHLOROFORM	--	--	--	0.2658 J	--	4.3	--	--	0.23 J
CIS-1,2-DICHLOROETHENE	61	210	3.28	20.761	--	23	0.6 J	12 J	8.7
DIISOPROPYL ETHER	--	--	--	--	--	--	--	--	--
ETHANE	2	--	NA	NA	--	0.37 J	--	--	NA
ETHENE	2	--	NA	NA	--	--	--	--	NA
ETHYLBENZENE	--	--	--	--	--	--	--	--	--
HEXACHLOROBUTADIENE	--	--	--	--	--	--	--	--	--
ISOPROPYLBENZENE	--	--	--	--	--	--	--	--	--
M+P-XYLENES	--	--	--	--	--	--	--	--	--
METHANE	1300	5.1	NA	NA	--	94	14	0.39 J	NA
METHYL TERT-BUTYL ETHER	42	--	4.113 J	--	--	19	--	--	--
METHYLENE CHLORIDE	3.3 B	7.6 B	--	--	--	--	0.8 B	14 B	--
NAPHTHALENE	--	--	--	--	--	--	--	--	--
N-PROPYLBENZENE	--	--	--	--	--	--	--	--	--
O-XYLENE	--	--	--	--	--	--	--	--	--
SEC-BUTYLBENZENE	--	--	--	--	--	--	--	--	--
TERTIARY-BUTYL ALCOHOL	--	--	5.288 L	--	--	21 L	--	--	--
TETRACHLOROETHENE	--	--	--	--	--	--	--	--	--
TOLUENE	--	--	--	--	--	--	--	--	--
TOTAL XYLENES	--	--	--	--	--	--	--	--	--
TRANS-1,2-DICHLOROETHENE	4.2 J	--	--	1.76	--	1.7	--	--	--
TRICHLOROETHENE	250	520	7.985	28.544	20	28	4.2	600	38

Table 4-3

Summary of Chemical Results for Groundwater Samples
Lockheed Martin Middle River Complex, Middle River, Maryland
Page 8 of 24

SAMPLE ID:	MRC-MW27A-082609	MRC-MW27B-082409	MRC-MW29A-080409	MRC-MW30A-080409	MRC-MW34A-082509	MRC-MW34B-082509	MRC-MW36A-082609	MRC-MW37A-082709	MRC-MW37B-08
LABORATORY ID:	A9H270200002	A9H250196003	A9H050300006	A9H050300007	A9H260250003	A9H260250002	A9H270200003	A9H280125004	A9H290152002
SAMPLE DATE:	8/26/2009	8/24/2009	8/4/2009	8/4/2009	8/25/2009	8/25/2009	8/26/2009	8/27/2009	8/28/2009
LOCATION:	MRC-MW27A	MRC-MW27B	MRC-MW29A	MRC-MW30A	MRC-MW34A	MRC-MW34B	MRC-MW36A	MRC-MW37A	MRC-MW37B
TRICHLOROFLUOROMETHANE	--	--	--	--	--	--	--	--	--
VINYL CHLORIDE	19	--	0.7036 J	0.3628 J	--	3.5	--	--	--
SEMIVOLATILES (ug/L)									
1,4-DIOXANE	NA	NA	NA	NA	NA	NA	NA	NA	NA
INORGANICS (ug/L)									
ANTIMONY	--	0.47 B	0.081 B	0.23 B	--	--	0.088 B	0.072 B	0.21 B
ARSENIC	6	2.1	0.28 K	0.35 K	--	--	--	--	--
BARIUM	552	70.3	222	129	41.5	145	33.5	32	54.9
BERYLLIUM	2.6	1.6	8.3	0.56 K	0.048 B	9.9	3.6	1.5	0.17 B
CADMIUM	--	0.34	0.75	0.15 B	--	0.42 B	0.08 B	0.16 B	0.23 B
CHROMIUM	0.31 B	40.5	0.79 B	0.26 B	0.91 B	0.89 B	0.24 B	0.45 B	1.4 B
COBALT	596	208	230	6.6	0.66	123	46.1	15.6	12.6
COPPER	--	17.6	12.4	0.99 B	0.3 B	38	2.9 B	1.5 B	4.5
IRON	96100	9790	1590	--	120 B	1180	215	352	1240
LEAD	0.11 B	5.7	0.6 B	0.088 B	0.16 B	0.4	0.21 B	0.35 B	1.4
MANGANESE	37400	208	2440	68.4	2.8 B	474	42.1	108	168
MERCURY	--	--	0.14	--	--	--	--	--	--
MOLYBDENUM	--	2.6	--	--	--	--	0.39 B	--	--
NICKEL	274	266	137	15.1	0.84 B	163	56.5	14.4	8.1
POTASSIUM	3300	14500	NA	NA	7880	6980	966 K	5070	NA
SELENIUM	0.27	0.76	0.77 K	1.5 K	2.1	0.66	0.26	0.34	0.23
SILVER	--	--	--	--	--	--	--	--	0.038 B
THALLIUM	--	0.85 B	0.15 B	--	--	0.14 B	--	--	--
VANADIUM	--	5.7	1.3	5.7	--	6.1	--	--	4
ZINC	260	220	228	45	5.2 B	335	88.5	28.3	32.4 B
INORGANICS FILTERED (ug/L)									
ANTIMONY	--	0.21 B	0.063 B	0.23 B	--	--	0.06 B	--	0.14 B
ARSENIC	5.6	0.4	--	0.47 K	--	--	--	--	--
BARIUM	550	58.2	220	132	41	146	30.6	33.8	52.5
BERYLLIUM	2.8	0.59	8	0.64 K	0.054 B	9.8	3.4	1.5	0.15 B
CADMIUM	--	0.28 B	0.83	0.1 B	0.032 B	0.4 B	0.074 B	0.12 B	0.18 B
CHROMIUM	0.12 B	0.66 B	--	0.61 B	0.78 B	0.12 B	0.32 B	0.34 B	0.25 B
COBALT	596	208	229	7.5	0.64	122	41.5	17.2	11.7
COPPER	0.46 B	3.7 K	12.3	1.3 B	0.3 B	36.8	3.2 B	1.4 B	4.8
IRON	96100	302	1100	--	26.7 B	54.2 B	121 B	36.3 B	194
LEAD	0.13 B	0.17 B	0.41 B	0.087 B	0.055 B	0.12 B	0.19 B	0.2 B	0.3 B
MANGANESE	37300	184	2440	65.1	2.1 B	469	43.6	112	156
MERCURY	--	--	--	--	--	--	--	--	--
MOLYBDENUM	--	0.9 B	--	--	--	--	--	--	--
NICKEL	275	249	137	18.4	0.74 B	159	53.2	15.9	5.6

Table 4-3

Summary of Chemical Results for Groundwater Samples
Lockheed Martin Middle River Complex, Middle River, Maryland
Page 9 of 24

SAMPLE ID:	MRC-MW27A-082609	MRC-MW27B-082409	MRC-MW29A-080409	MRC-MW30A-080409	MRC-MW34A-082509	MRC-MW34B-082509	MRC-MW36A-082609	MRC-MW37A-082709	MRC-MW37B-08
LABORATORY ID:	A9H270200002	A9H250196003	A9H050300006	A9H050300007	A9H260250003	A9H260250002	A9H270200003	A9H280125004	A9H290152002
SAMPLE DATE:	8/26/2009	8/24/2009	8/4/2009	8/4/2009	8/25/2009	8/25/2009	8/26/2009	8/27/2009	8/28/2009
LOCATION:	MRC-MW27A	MRC-MW27B	MRC-MW29A	MRC-MW30A	MRC-MW34A	MRC-MW34B	MRC-MW36A	MRC-MW37A	MRC-MW37B
SELENIUM	0.21	0.15	0.72 K	1.6 K	1.9	0.56	0.28	0.47	0.29
SILVER	--	--	--	--	--	--	--	--	--
THALLIUM	--	0.79 B	0.15 B	--	--	0.14 B	--	--	--
VANADIUM	--	--	--	5.7 B	--	0.85	--	--	1.3
ZINC	263	189	230	56	2.4 B	331	83.9	31.7 B	25.3 B
MISCELLANEOUS (mg/L)									
ALKALINITY	62	49	NA	NA	32	6.1 B	7.4 B	17 B	NA
AMMONIA-N	1.5	0.2	NA	NA	--	0.1	--	--	NA
CHLORIDE	730	177	NA	NA	8.3	181	27.1	4.7	NA
DISSOLVED ORGANIC CARBON	5	2	NA	NA	0.9	2	2	3	NA
NITRATE-N	--	0.1	NA	NA	1.5	0.2	0.3	0.7	NA
NITRITE-N	--	--	NA	NA	--	--	--	--	NA
ORTHOPHOSPHATE-P	--	--	NA	NA	--	--	--	--	NA
SULFATE	4.1	9.8	NA	NA	14.9	16.2	25.1	56.9	NA
TOTAL DISSOLVED SOLIDS	1100	460	NA	NA	100	400	110	120	NA

Table 4-3

Summary of Chemical Results for Groundwater Samples
Lockheed Martin Middle River Complex, Middle River, Maryland
Page 10 of 24

SAMPLE ID:	MRC-MW43A-082109	MRC-MW44A-080509	MRC-MW48A-081209	MRC-MW50A-080509	MRC-MW52A-072809	MRC-MW53A-072809	MRC-MW59A-080309	MRC-MW60A-080309	MRC-MW60B-081209
LABORATORY ID:	A9H220139007	A9H070192003	A9H130253007	A9H070192002	A9G290200003	A9G290200004	A9H050300004	A9H050300002	A9H130253006
SAMPLE DATE:	8/21/2009	8/5/2009	8/12/2009	8/5/2009	7/28/2009	7/28/2009	8/3/2009	8/3/2009	8/12/2009
LOCATION:	MRC-MW43A	MRC-MW44A	MRC-MW48A	MRC-MW50A	MRC-MW52A	MRC-MW53A	MRC-MW59A	MRC-MW60A	MRC-MW60B
VOLATILES (ug/L)									
1,1,1-TRICHLOROETHANE	--	--	--	--	NA	--	NA	--	--
1,1,2-TRICHLOROTRIFLUOROETHANE	--	--	--	--	NA	--	NA	--	--
1,1-DICHLOROETHANE	--	--	--	--	NA	--	NA	--	--
1,1-DICHLOROETHENE	--	--	3.4 J	--	NA	11.317	NA	--	--
1,2,3-TRICHLOROBENZENE	2000	--	--	--	NA	--	NA	--	--
1,2,3-TRIMETHYLBENZENE	--	--	--	1.563 J	NA	--	NA	--	--
1,2,4-TRICHLOROBENZENE	8800	--	--	--	NA	--	NA	--	--
1,2,4-TRIMETHYLBENZENE	--	--	--	1.431	NA	--	NA	--	--
1,2-DICHLOROBENZENE	390	--	--	--	NA	--	NA	--	--
1,2-DICHLOROETHANE	--	--	--	0.3951 J	NA	--	NA	--	--
1,3-DICHLOROBENZENE	--	--	--	--	NA	--	NA	--	--
1,4-DICHLOROBENZENE	490	--	--	--	NA	--	NA	--	--
2-BUTANONE	--	--	--	--	NA	--	NA	--	--
ACETONE	460 B	4.384 B	--	--	NA	--	NA	--	--
BENZENE	--	--	--	14.001	NA	1.984 J	NA	--	--
CARBON TETRACHLORIDE	--	--	--	--	NA	1.669 J	NA	--	--
CHLOROBENZENE	--	--	--	--	NA	--	NA	--	--
CHLOROFORM	--	--	--	--	NA	2.323 J	NA	--	--
CIS-1,2-DICHLOROETHENE	--	--	320	0.5412 J	NA	6.498 J	NA	519.06	72 J
DIISOPROPYL ETHER	--	--	--	--	NA	--	NA	--	--
ETHANE	0.34 J	NA	0.29 J	NA	NA	NA	NA	NA	--
ETHENE	0.27 J	NA	2.7	NA	NA	NA	NA	NA	--
ETHYLBENZENE	--	--	--	4.958	NA	--	NA	--	--
HEXACHLOROBUTADIENE	--	--	--	--	NA	--	NA	--	--
ISOPROPYLBENZENE	--	--	--	0.6669 J	NA	--	NA	--	--
M+P-XYLENES	--	--	--	4.864	NA	--	NA	--	--
METHANE	39	NA	1200	NA	NA	NA	NA	NA	20
METHYL TERT-BUTYL ETHER	--	--	--	4.397 J	NA	--	NA	--	--
METHYLENE CHLORIDE	--	--	--	--	NA	--	NA	--	--
NAPHTHALENE	--	--	--	1.803	NA	--	NA	--	--
N-PROPYLBENZENE	--	--	--	0.6947 J	NA	--	NA	--	--
O-XYLENE	--	--	--	3.554	NA	--	NA	--	--
SEC-BUTYLBENZENE	--	--	--	0.3627 J	NA	--	NA	--	--
TERTIARY-BUTYL ALCOHOL	--	--	--	--	NA	--	NA	--	--
TETRACHLOROETHENE	--	--	5.8 J	--	NA	--	NA	10.268 J	--
TOLUENE	--	0.1872 J	--	0.8316 J	NA	--	NA	--	--
TOTAL XYLENES	--	--	--	8.418	NA	--	NA	--	--
TRANS-1,2-DICHLOROETHENE	--	--	3.1 J	--	NA	--	NA	--	--
TRICHLOROETHENE	--	--	420	21.995	NA	290.74	NA	477.52	2900

Table 4-3

Summary of Chemical Results for Groundwater Samples
Lockheed Martin Middle River Complex, Middle River, Maryland
Page 11 of 24

SAMPLE ID:	MRC-MW43A-082109	MRC-MW44A-080509	MRC-MW48A-081209	MRC-MW50A-080509	MRC-MW52A-072809	MRC-MW53A-072809	MRC-MW59A-080309	MRC-MW60A-080309	MRC-MW60B-081209
LABORATORY ID:	A9H220139007	A9H070192003	A9H130253007	A9H070192002	A9G290200003	A9G290200004	A9H050300004	A9H050300002	A9H130253006
SAMPLE DATE:	8/21/2009	8/5/2009	8/12/2009	8/5/2009	7/28/2009	7/28/2009	8/3/2009	8/3/2009	8/12/2009
LOCATION:	MRC-MW43A	MRC-MW44A	MRC-MW48A	MRC-MW50A	MRC-MW52A	MRC-MW53A	MRC-MW59A	MRC-MW60A	MRC-MW60B
TRICHLOROFLUOROMETHANE	--	--	--	--	NA	--	NA	--	--
VINYL CHLORIDE	--	--	34	--	NA	--	NA	48.121	--
SEMIVOLATILES (ug/L)									
1,4-DIOXANE	NA	1.7374	NA	NA	NA	11.678	NA	NA	NA
INORGANICS (ug/L)									
ANTIMONY	--	0.15	--	0.41	0.19	0.087	0.09 B	0.077 B	0.083 B
ARSENIC	--	1.1 K	0.53 B	0.66 K	1.8	--	2.9 K	2.6 K	--
BARIUM	31.3	133	150	108	868	83.6	202	49.2	51.2
BERYLLIUM	0.7	0.047	7.8	2.1	63.8	7	1.7 K	1.1 K	0.13 B
CADMIUM	0.065 B	0.027 B	0.17 B	0.37 B	3.3	0.23 B	0.39 B	0.028 B	0.071 B
CHROMIUM	0.22 B	0.77	0.07 B	0.14	0.36	0.96	1.1 B	--	0.26 B
COBALT	39.8	0.51 B	103	70.6	2380	43.7	777	57.1	29.6
COPPER	0.28 B	0.19 K	0.32 B	16	83.5	10.4	0.36 B	0.68 B	0.46 B
IRON	8570	16700	21300	4080	16200	27.9 B	59000	25500	11400
LEAD	0.12 B	0.16 B	0.066 B	0.41 B	1.4	0.31	0.35 B	0.18 B	0.071 B
MANGANESE	942	264	9270	424	35800	187	14600	4140	1600
MERCURY	--	--	--	--	--	--	--	--	--
MOLYBDENUM	--	--	--	--	--	--	--	--	--
NICKEL	38.9	0.34 K	83.3	65.9	1550	81.9	515	62.7	52.3
POTASSIUM	5590	NA	419	NA	NA	NA	NA	NA	2820
SELENIUM	--	0.16 K	0.15 B	2.8 K	4.1	--	0.56 K	0.2 K	0.18 B
SILVER	--	--	--	0.88	0.095 B	--	--	--	--
THALLIUM	--	0.19 B	--	0.56 B	1.4	--	--	--	--
VANADIUM	--	0.98	--	3.1	1.1 B	--	--	--	--
ZINC	58.2	19 K	93.9	79	2880	141	935	8.8 B	120
INORGANICS FILTERED (ug/L)									
ANTIMONY	--	0.13 B	--	0.33 B	0.21	0.074	0.088 B	--	0.12 B
ARSENIC	--	1.1 K	0.69 B	0.59 K	2.2	--	2.8 K	2.1 K	--
BARIUM	29.5	134	164	111	864	83.8	212	44	45.2
BERYLLIUM	0.77	0.051	9.4	2.1	62.6	7	1.8 K	0.95 K	0.089 B
CADMIUM	0.049 B	0.027 B	0.12 B	0.4 B	3.2	0.16 B	0.4 B	--	0.046 B
CHROMIUM	0.095 B	0.67	--	--	0.11	0.85	0.27 B	--	--
COBALT	36.6	0.47 B	104	78.1	2410	44.5	820	52.7	25.2
COPPER	0.56 B	0.11 K	0.31 B	17.5	79.6	10.7	0.22 B	0.33 B	0.43 B
IRON	4950	16700	20600	4670	16100	17.7 B	59600	22900	9060
LEAD	0.074 B	0.12 B	0.053 B	0.24 B	1.4	0.27 B	0.086 B	0.08 B	0.039 B
MANGANESE	830	268	9040	455	35900	187	15200	3830	1400
MERCURY	--	--	--	--	--	--	--	--	--
MOLYBDENUM	--	--	--	--	--	--	--	--	--
NICKEL	34.6	0.37 B	90.8	72.6	1590	82.6	546	57.9	44.2

Table 4-3

Summary of Chemical Results for Groundwater Samples
Lockheed Martin Middle River Complex, Middle River, Maryland
Page 12 of 24

SAMPLE ID:	MRC-MW43A-082109	MRC-MW44A-080509	MRC-MW48A-081209	MRC-MW50A-080509	MRC-MW52A-072809	MRC-MW53A-072809	MRC-MW59A-080309	MRC-MW60A-080309	MRC-MW60B-081209
LABORATORY ID:	A9H220139007	A9H070192003	A9H130253007	A9H070192002	A9G290200003	A9G290200004	A9H050300004	A9H050300002	A9H130253006
SAMPLE DATE:	8/21/2009	8/5/2009	8/12/2009	8/5/2009	7/28/2009	7/28/2009	8/3/2009	8/3/2009	8/12/2009
LOCATION:	MRC-MW43A	MRC-MW44A	MRC-MW48A	MRC-MW50A	MRC-MW52A	MRC-MW53A	MRC-MW59A	MRC-MW60A	MRC-MW60B
SELENIUM	--	0.26 K	0.35 B	3.2 K	4.6	0.14	0.72 K	0.2 K	--
SILVER	--	--	--	0.94	--	--	--	--	--
THALLIUM	--	--	--	0.56 B	1.4	--	--	--	--
VANADIUM	--	0.65	--	1.7 B	0.87	--	--	--	--
ZINC	52.5	3.6 B	102	86.8	2910	147	1000	11.4 B	90
MISCELLANEOUS (mg/L)									
ALKALINITY	29	NA	48	NA	NA	NA	NA	NA	57
AMMONIA-N	0.1	NA	--	NA	NA	NA	NA	NA	--
CHLORIDE	45.4	NA	76.7	NA	NA	NA	NA	NA	9
DISSOLVED ORGANIC CARBON	1	NA	4	NA	NA	NA	NA	NA	2
NITRATE-N	--	NA	--	NA	NA	NA	NA	NA	0.1
NITRITE-N	--	NA	--	NA	NA	NA	NA	NA	--
ORTHOPHOSPHATE-P	1.1 J	NA	0.1 K	NA	NA	NA	NA	NA	0.1 K
SULFATE	5.4	NA	3.6	NA	NA	NA	NA	NA	5.8
TOTAL DISSOLVED SOLIDS	140	NA	220	NA	NA	NA	NA	NA	97

Table 4-3

Summary of Chemical Results for Groundwater Samples
Lockheed Martin Middle River Complex, Middle River, Maryland
Page 13 of 24

SAMPLE ID:	MRC-MW61A-080309	MRC-MW63A-080509	MRC-MW67A-080609	MRC-MW70A-080709	MRC-MW70B-080709	MRC-MW71A-082709	MRC-MW71B-082709	MRC-MW72B-080709	MRC-MW73B-081109
LABORATORY ID:	A9H050300003	A9H070192004	A9H070192007	A9H080141002	A9H080141003	A9H280125005	A9H280125003	A9H080141004	A9H130253004
SAMPLE DATE:	8/3/2009	8/5/2009	8/6/2009	8/7/2009	8/7/2009	8/27/2009	8/27/2009	8/7/2009	8/11/2009
LOCATION:	MRC-MW61A	MRC-MW63A	MRC-MW67A	MRC-MW70A	MRC-MW70B	MRC-MW71A	MRC-MW71B	MRC-MW72B	MRC-MW73B
VOLATILES (ug/L)									
1,1,1-TRICHLOROETHANE	NA	--	NA	--	--	2.2	0.43 J	--	--
1,1,2-TRICHLOROTRIFLUOROETHANE	NA	--	NA	--	--	0.87 J	--	--	--
1,1-DICHLOROETHANE	NA	0.6423 J	NA	0.5227 J	1.21	3.3	2.2	--	--
1,1-DICHLOROETHENE	NA	0.2627 J	NA	0.2588 J	4.842	35	21	--	--
1,2,3-TRICHLOROBENZENE	NA	--	NA	--	--	--	--	--	--
1,2,3-TRIMETHYLBENZENE	NA	--	NA	--	--	--	--	--	--
1,2,4-TRICHLOROBENZENE	NA	--	NA	--	--	--	--	--	--
1,2,4-TRIMETHYLBENZENE	NA	--	NA	--	--	--	--	--	--
1,2-DICHLOROBENZENE	NA	--	NA	--	--	--	--	--	--
1,2-DICHLOROETHANE	NA	--	NA	--	--	--	0.31 J	--	--
1,3-DICHLOROBENZENE	NA	--	NA	--	--	--	--	--	--
1,4-DICHLOROBENZENE	NA	--	NA	--	--	--	--	--	--
2-BUTANONE	NA	--	NA	--	0.8106 J	--	--	--	--
ACETONE	NA	3.625 B	NA	3.191 B	5.215 B	2.3 B	4.2 B	--	--
BENZENE	NA	--	NA	--	--	--	--	--	--
CARBON TETRACHLORIDE	NA	--	NA	--	--	--	--	--	--
CHLOROBENZENE	NA	--	NA	--	--	--	--	--	--
CHLOROFORM	NA	--	NA	--	--	--	--	--	--
CIS-1,2-DICHLOROETHENE	NA	0.4779 J	NA	0.9459 J	12.5	--	5.9	--	3.5 J
DIISOPROPYL ETHER	NA	--	NA	--	--	--	--	--	--
ETHANE	NA	NA	NA	NA	NA	NA	NA	NA	NA
ETHENE	NA	NA	NA	NA	NA	NA	NA	NA	NA
ETHYLBENZENE	NA	--	NA	--	--	--	--	--	--
HEXACHLOROBUTADIENE	NA	--	NA	--	--	--	--	--	--
ISOPROPYLBENZENE	NA	--	NA	--	--	--	--	--	--
M+P-XYLENES	NA	--	NA	--	--	--	--	--	--
METHANE	NA	NA	NA	NA	NA	NA	NA	NA	NA
METHYL TERT-BUTYL ETHER	NA	--	NA	--	--	--	--	--	--
METHYLENE CHLORIDE	NA	--	NA	--	--	--	0.48 B	107.27 B	--
NAPHTHALENE	NA	--	NA	--	--	--	--	--	--
N-PROPYLBENZENE	NA	--	NA	--	--	--	--	--	--
O-XYLENE	NA	--	NA	--	--	--	--	--	--
SEC-BUTYLBENZENE	NA	--	NA	--	--	--	--	--	--
TERTIARY-BUTYL ALCOHOL	NA	--	NA	--	--	--	--	--	--
TETRACHLOROETHENE	NA	--	NA	--	--	--	--	--	--
TOLUENE	NA	--	NA	--	0.1708 J	--	--	--	--
TOTAL XYLENES	NA	--	NA	--	--	--	--	--	--
TRANS-1,2-DICHLOROETHENE	NA	--	NA	--	0.3369 J	--	--	--	--
TRICHLOROETHENE	NA	0.5956 J	NA	0.7854 J	22.543	0.62 J	54	5705.5	200

Table 4-3

Summary of Chemical Results for Groundwater Samples
Lockheed Martin Middle River Complex, Middle River, Maryland
Page 14 of 24

SAMPLE ID:	MRC-MW61A-080309	MRC-MW63A-080509	MRC-MW67A-080609	MRC-MW70A-080709	MRC-MW70B-080709	MRC-MW71A-082709	MRC-MW71B-082709	MRC-MW72B-080709	MRC-MW73B-081109
LABORATORY ID:	A9H050300003	A9H070192004	A9H070192007	A9H080141002	A9H080141003	A9H280125005	A9H280125003	A9H080141004	A9H130253004
SAMPLE DATE:	8/3/2009	8/5/2009	8/6/2009	8/7/2009	8/7/2009	8/27/2009	8/27/2009	8/7/2009	8/11/2009
LOCATION:	MRC-MW61A	MRC-MW63A	MRC-MW67A	MRC-MW70A	MRC-MW70B	MRC-MW71A	MRC-MW71B	MRC-MW72B	MRC-MW73B
TRICHLOROFLUOROMETHANE	NA	--	NA	--	--	--	--	--	--
VINYL CHLORIDE	NA	--	NA	--	0.5308 J	0.42 J	--	--	--
SEMIVOLATILES (ug/L)									
1,4-DIOXANE	NA	NA	NA	1.1564	4.7766	0.99 J	6.3	NA	NA
INORGANICS (ug/L)									
ANTIMONY	1	0.1	--	0.074 K	0.12 B	0.95	5.6	--	0.086 B
ARSENIC	0.27 K	1.4 K	2.3 K	3.6	1.1	--	--	--	0.21 B
BARIUM	69.5	157	874	109	683	76.5	92.3	13.5	30.5
BERYLLIUM	8	0.21 B	239	1.6	--	3.5	--	0.72	2.1
CADMIUM	0.28 B	0.063 B	8.8	--	0.031	3.2	0.043 B	--	0.063 B
CHROMIUM	0.57 B	--	1.5	0.45 B	3.2	0.88 B	1.6 B	0.12 B	0.32 B
COBALT	61.6	165	6740	58	0.28 B	57.3	13.4	9.8	17.8
COPPER	4.6	0.43 K	1680	0.65 K	0.82	1.6 B	3.9 B	1.6 K	4.8
IRON	564	22400	10300	64000	479	485	3660	74.3	67.2 B
LEAD	1.2	0.28 B	6.5	0.28 B	0.32 B	0.7	0.47	0.056 B	0.069 B
MANGANESE	987	754	12700	2770	8.7	1430	1060	58.8	89.5
MERCURY	--	--	--	--	--	--	--	--	--
MOLYBDENUM	0.41 B	--	--	0.39 B	2.6	--	3.3	--	--
NICKEL	76.5	234	14000	57.8	5.1	115	19.7	11.1	24.2
POTASSIUM	NA	NA	NA	NA	NA	NA	NA	NA	NA
SELENIUM	0.98 K	0.27 K	5.9 K	2 K	--	0.3	0.89	--	0.28 B
SILVER	0.07 B	--	0.086 B	--	0.035 B	--	--	--	--
THALLIUM	0.13 B	--	1.2 B	0.18 B	0.17 B	--	0.14 B	--	--
VANADIUM	2.7 B	--	1.6 B	0.73	--	1.5	2.2	--	--
ZINC	112	87.9	22500	30.8 B	24.6 B	675	75.1	27.5 B	73.7
INORGANICS FILTERED (ug/L)									
ANTIMONY	1	0.071 B	--	0.096 K	--	0.93	5.2	--	0.12 B
ARSENIC	0.52 K	1.2 K	2.5 K	2.5 B	1 B	--	--	--	--
BARIUM	63.2	156	891	91.9	654	76.9	77.4	13.4	30
BERYLLIUM	6.5	0.15 B	242	1.3	--	3.7	--	0.66	2
CADMIUM	0.27 B	0.097 B	8.6	0.035	--	3	0.045 B	--	0.045 B
CHROMIUM	--	--	1.4	0.069 B	--	0.49 B	0.41 B	--	0.16 B
COBALT	55.9	164	6930	51.1	0.073 B	57	10.3	9.3	17.5
COPPER	4 K	0.58 K	1990	0.13 B	0.67 B	1.6 B	3.8 B	1.8 K	4.7
IRON	64 B	19800	10400	56200	--	147 B	462	--	--
LEAD	0.45 B	0.17 B	6.5	0.12 B	0.12 B	0.41	0.077 B	0.062 B	0.064 B
MANGANESE	911	737	12600	2440	0.62 B	1460	858	57.6	83.8
MERCURY	--	--	--	--	--	--	--	--	--
MOLYBDENUM	0.41 B	--	--	0.51 B	2.1	--	2.8	--	--
NICKEL	70.1	232	13800	51.9	4.3	115	14.1	10.9	21.4

Table 4-3

Summary of Chemical Results for Groundwater Samples
Lockheed Martin Middle River Complex, Middle River, Maryland
Page 15 of 24

SAMPLE ID:	MRC-MW61A-080309	MRC-MW63A-080509	MRC-MW67A-080609	MRC-MW70A-080709	MRC-MW70B-080709	MRC-MW71A-082709	MRC-MW71B-082709	MRC-MW72B-080709	MRC-MW73B-081109
LABORATORY ID:	A9H050300003	A9H070192004	A9H070192007	A9H080141002	A9H080141003	A9H280125005	A9H280125003	A9H080141004	A9H130253004
SAMPLE DATE:	8/3/2009	8/5/2009	8/6/2009	8/7/2009	8/7/2009	8/27/2009	8/27/2009	8/7/2009	8/11/2009
LOCATION:	MRC-MW61A	MRC-MW63A	MRC-MW67A	MRC-MW70A	MRC-MW70B	MRC-MW71A	MRC-MW71B	MRC-MW72B	MRC-MW73B
SELENIUM	0.81 K	0.26 K	5.8	1.3 B	--	0.28	0.92	--	0.38 B
SILVER	--	--	--	--	--	--	--	--	--
THALLIUM	--	--	1.3 B	0.17 B	--	--	--	--	--
VANADIUM	1.8 B	--	1.1 B	--	--	0.93	--	--	0.64
ZINC	114	84	22200	11.7 B	10 B	632	73.9	23.4 B	70.3
MISCELLANEOUS (mg/L)									
ALKALINITY	NA	NA	NA	NA	NA	NA	NA	NA	NA
AMMONIA-N	NA	NA	NA	NA	NA	NA	NA	NA	NA
CHLORIDE	NA	NA	NA	NA	NA	NA	NA	NA	NA
DISSOLVED ORGANIC CARBON	NA	NA	NA	NA	NA	NA	NA	NA	NA
NITRATE-N	NA	NA	NA	NA	NA	NA	NA	NA	NA
NITRITE-N	NA	NA	NA	NA	NA	NA	NA	NA	NA
ORTHOPHOSPHATE-P	NA	NA	NA	NA	NA	NA	NA	NA	NA
SULFATE	NA	NA	NA	NA	NA	NA	NA	NA	NA
TOTAL DISSOLVED SOLIDS	NA	NA	NA	NA	NA	NA	NA	NA	NA

Table 4-3

Summary of Chemical Results for Groundwater Samples
Lockheed Martin Middle River Complex, Middle River, Maryland
Page 16 of 24

SAMPLE ID:	MRC-MW74A-081409	MRC-74B-081709	MRC-MW76B-081109	MRC-MW78B-081109	MRC-MW79B-081109	MRC-MW80A-082009	MRC-MW80B-082009	MRC-MW81A-082109	MRC-MW81B-082109
LABORATORY ID:	A9H150168006	A9H190214003	A9H130253002	A9H130253005	A9H130253003	A9H220139002	A9H220139003	A9H220139005	A9H220139006
SAMPLE DATE:	8/14/2009	8/17/2009	8/11/2009	8/11/2009	8/11/2009	8/20/2009	8/20/2009	8/21/2009	8/21/2009
LOCATION:	MRC-MW74A	MRC-74B	MRC-MW76B	MRC-MW78B	MRC-MW79B	MRC-MW80A	MRC-MW80B	MRC-MW81A	MRC-MW81B
VOLATILES (ug/L)									
1,1,1-TRICHLOROETHANE	--	--	--	--	--	--	--	--	--
1,1,2-TRICHLOROTRIFLUOROETHANE	--	--	--	--	--	--	--	--	--
1,1-DICHLOROETHANE	--	--	1.2	--	5.3 J	2.8 J	1.4	--	27 J
1,1-DICHLOROETHENE	--	--	0.96 J	10 J	7.8 J	80	9.5	--	50 J
1,2,3-TRICHLOROBENZENE	--	--	--	--	--	--	--	--	--
1,2,3-TRIMETHYLBENZENE	--	--	--	--	--	--	--	--	--
1,2,4-TRICHLOROBENZENE	--	--	--	--	--	--	--	--	--
1,2,4-TRIMETHYLBENZENE	--	--	--	--	--	--	--	--	--
1,2-DICHLOROBENZENE	--	--	--	--	--	--	--	--	--
1,2-DICHLOROETHANE	--	--	--	--	--	--	--	--	--
1,3-DICHLOROBENZENE	--	--	--	--	--	--	--	--	--
1,4-DICHLOROBENZENE	--	--	--	--	--	--	--	--	--
2-BUTANONE	--	--	--	--	--	--	--	--	--
ACETONE	--	--	2 B	--	--	8.4 B	6.1 B	6.1 B	--
BENZENE	--	--	--	--	--	--	--	--	--
CARBON TETRACHLORIDE	--	--	--	--	--	--	--	--	--
CHLOROBENZENE	--	--	--	--	--	--	--	--	--
CHLOROFORM	--	--	--	--	--	--	--	--	--
CIS-1,2-DICHLOROETHENE	35	360 J	2.1	68	170	--	2.4	13	2800
DIISOPROPYL ETHER	--	--	--	--	--	--	--	--	--
ETHANE	NA	NA	NA	NA	NA	NA	NA	NA	--
ETHENE	NA	NA	NA	NA	NA	NA	NA	NA	13
ETHYLBENZENE	--	--	--	--	--	--	--	--	--
HEXACHLOROBUTADIENE	--	--	--	--	--	--	--	--	--
ISOPROPYLBENZENE	--	--	--	--	--	--	--	--	--
M+P-XYLENES	--	--	--	--	--	--	--	--	--
METHANE	NA	NA	NA	NA	NA	NA	NA	NA	200
METHYL TERT-BUTYL ETHER	--	--	--	--	84 J	--	--	--	--
METHYLENE CHLORIDE	--	--	--	--	--	--	--	--	--
NAPHTHALENE	--	--	--	--	--	--	--	--	--
N-PROPYLBENZENE	--	--	--	--	--	--	--	--	--
O-XYLENE	--	--	--	--	--	--	--	--	--
SEC-BUTYLBENZENE	--	--	--	--	--	--	--	--	--
TERTIARY-BUTYL ALCOHOL	--	--	--	--	--	--	--	--	--
TETRACHLOROETHENE	--	--	--	--	--	--	--	--	--
TOLUENE	--	--	--	--	--	--	--	--	--
TOTAL XYLENES	--	--	--	--	--	--	--	--	--
TRANS-1,2-DICHLOROETHENE	--	--	--	--	8.3 J	--	--	0.61 J	--
TRICHLOROETHENE	690	17000	22	1200	640	--	37	4.4	1200

Table 4-3

Summary of Chemical Results for Groundwater Samples
Lockheed Martin Middle River Complex, Middle River, Maryland
Page 17 of 24

SAMPLE ID:	MRC-MW74A-081409	MRC-74B-081709	MRC-MW76B-081109	MRC-MW78B-081109	MRC-MW79B-081109	MRC-MW80A-082009	MRC-MW80B-082009	MRC-MW81A-082109	MRC-MW81B-082109
LABORATORY ID:	A9H150168006	A9H190214003	A9H130253002	A9H130253005	A9H130253003	A9H220139002	A9H220139003	A9H220139005	A9H220139006
SAMPLE DATE:	8/14/2009	8/17/2009	8/11/2009	8/11/2009	8/11/2009	8/20/2009	8/20/2009	8/21/2009	8/21/2009
LOCATION:	MRC-MW74A	MRC-74B	MRC-MW76B	MRC-MW78B	MRC-MW79B	MRC-MW80A	MRC-MW80B	MRC-MW81A	MRC-MW81B
TRICHLOROFLUOROMETHANE	--	--	--	--	--	--	--	--	--
VINYL CHLORIDE	--	--	--	--	36	--	--	1.4	520
SEMIVOLATILES (ug/L)									
1,4-DIOXANE	NA	NA	NA	NA	NA	4.5	8.3	NA	NA
INORGANICS (ug/L)									
ANTIMONY	--	--	0.062 B	0.15 B	0.076 B	0.23	0.08	--	0.085
ARSENIC	1.1	--	--	0.25 B	1.4	0.82	0.46	2	1
BARIUM	48.3	33.1	81.9	182	274	38.4	157	117	286
BERYLLIUM	0.72	0.34	0.33 B	0.41 B	1.4	1.3	--	1.7	--
CADMIUM	0.26 B	0.1 B	--	0.17 B	0.082 B	0.31	--	0.033 B	--
CHROMIUM	0.77	0.26 B	0.18 B	0.3 B	0.081 B	2.2	2.7	0.22 B	0.28 B
COBALT	18.9	32.2	50.2	90.8	322	13.1	10	90.6	10.1
COPPER	2.1 K	0.88 K	0.15 B	6.5	4.6	3.2 K	0.57 B	0.61 B	0.62 B
IRON	314	292	23500	36400	77800	2200	5320	48800	29100
LEAD	0.21 B	0.11 B	0.075 B	0.5 B	0.16 B	1.2	0.11 B	0.12 B	0.078 B
MANGANESE	1850	437	3030	3500	22800	1550	820	3760	1690
MERCURY	--	--	--	--	--	--	--	--	--
MOLYBDENUM	--	0.28 B	0.35 B	--	0.43 B	0.97 B	1.9	--	0.89 B
NICKEL	4.6	21.7	74.5	108	162	52.3	16.1	132	16.7
POTASSIUM	NA	NA	NA	NA	NA	NA	NA	NA	3850
SELENIUM	1.9	--	--	0.21 B	--	0.23	--	1.5 B	--
SILVER	--	--	--	--	--	0.057 K	--	--	--
THALLIUM	--	0.21 B	0.15 B	--	0.16 B	0.21 B	0.12 B	--	--
VANADIUM	--	--	--	0.99 B	--	2.5	--	--	0.85
ZINC	35.6 K	318	110	660	230	60.6	18.7 B	69.1	12.7 B
INORGANICS FILTERED (ug/L)									
ANTIMONY	0.08 B	--	--	0.11 B	--	0.14	0.057	--	--
ARSENIC	1.1	--	--	--	1.5	0.93	0.28	1.7	0.83
BARIUM	48.8	32.4	85.2	174	274	38.8	102	110	274
BERYLLIUM	0.7	0.3 B	0.24 B	0.4 B	1.5	0.87	--	1.6	--
CADMIUM	0.094 B	0.13 B	--	0.16 B	0.091 B	0.14	--	--	--
CHROMIUM	--	0.12 B	0.84	--	--	0.38 B	--	--	--
COBALT	19.4	31	51.7	87.3	316	12.1	17.3	85.8	9.7
COPPER	2.2 K	0.74 K	0.26 B	2.1 K	0.36 B	0.66 B	0.26 B	0.21 B	0.16 B
IRON	123	16.7 B	22200	34700	75200	94.6 B	4530	44500	30400
LEAD	0.05 B	0.056 B	0.048 B	0.07 B	0.041 B	0.11 B	0.05 B	0.064 B	0.053 B
MANGANESE	1880	418	3080	3410	22700	1850	1680	3520	1850
MERCURY	--	--	--	--	--	--	--	--	--
MOLYBDENUM	--	--	--	--	--	0.7 B	1.1 B	--	0.7 B
NICKEL	4.2	21.5	77.4	102	161	67.8	26	127	14.3

Table 4-3

Summary of Chemical Results for Groundwater Samples
Lockheed Martin Middle River Complex, Middle River, Maryland
Page 18 of 24

SAMPLE ID:	MRC-MW74A-081409	MRC-74B-081709	MRC-MW76B-081109	MRC-MW78B-081109	MRC-MW79B-081109	MRC-MW80A-082009	MRC-MW80B-082009	MRC-MW81A-082109	MRC-MW81B-082109
LABORATORY ID:	A9H150168006	A9H190214003	A9H130253002	A9H130253005	A9H130253003	A9H220139002	A9H220139003	A9H220139005	A9H220139006
SAMPLE DATE:	8/14/2009	8/17/2009	8/11/2009	8/11/2009	8/11/2009	8/20/2009	8/20/2009	8/21/2009	8/21/2009
LOCATION:	MRC-MW74A	MRC-74B	MRC-MW76B	MRC-MW78B	MRC-MW79B	MRC-MW80A	MRC-MW80B	MRC-MW81A	MRC-MW81B
SELENIUM	1.8	0.24	--	--	--	--	--	1.2	--
SILVER	--	--	--	--	--	--	--	--	--
THALLIUM	--	--	--	--	--	--	--	--	--
VANADIUM	--	--	--	--	--	--	--	--	--
ZINC	32.1 K	306	107	608	189	47.6	4.2 B	66.7	7.7 B
MISCELLANEOUS (mg/L)									
ALKALINITY	NA	NA	NA	NA	NA	NA	NA	NA	140
AMMONIA-N	NA	NA	NA	NA	NA	NA	NA	NA	0.7
CHLORIDE	NA	NA	NA	NA	NA	NA	NA	NA	125
DISSOLVED ORGANIC CARBON	NA	NA	NA	NA	NA	NA	NA	NA	4
NITRATE-N	NA	NA	NA	NA	NA	NA	NA	NA	--
NITRITE-N	NA	NA	NA	NA	NA	NA	NA	NA	0.3
ORTHOPHOSPHATE-P	NA	NA	NA	NA	NA	NA	NA	NA	0.1 B
SULFATE	NA	NA	NA	NA	NA	NA	NA	NA	5.6
TOTAL DISSOLVED SOLIDS	NA	NA	NA	NA	NA	NA	NA	NA	350

Table 4-3

Summary of Chemical Results for Groundwater Samples
Lockheed Martin Middle River Complex, Middle River, Maryland

SAMPLE ID:	MRC-MW82A-082609	MRC-MW83A-081309	MRC-MW84A-081409	MRC-MW85A-081209	MRC-MW86A-081309	MRC-MW86B-081309	MRC-MW87A-082009	MRC-78B-081709 (1)	MRC-MW88A-081809
LABORATORY ID:	A9H270200004	A9H150168004	A9H150168005	A9H130253008	A9H150168002	A9H150168003	A9H220139004	A9H190214002	A9H190214004
SAMPLE DATE:	8/26/2009	8/13/2009	8/14/2009	8/12/2009	8/13/2009	8/13/2009	8/20/2009	8/17/2009	8/18/2009
LOCATION:	MRC-MW82A	MRC-MW83A	MRC-MW84A	MRC-MW85A	MRC-MW86A	MRC-MW86B	MRC-MW87A	MRC-MW87B	MRC-MW88A
VOLATILES (ug/L)									
1,1,1-TRICHLOROETHANE	--	--	--	--	--	--	--	--	--
1,1,2-TRICHLOROTRIFLUOROETHANE	--	--	--	--	--	--	--	--	--
1,1-DICHLOROETHANE	--	--	--	--	--	0.32 J	--	--	--
1,1-DICHLOROETHENE	--	--	--	--	--	--	--	--	--
1,2,3-TRICHLOROBENZENE	--	--	--	--	--	--	--	0.59 J	--
1,2,3-TRIMETHYLBENZENE	--	--	--	--	--	--	--	--	--
1,2,4-TRICHLOROBENZENE	0.21 J	--	--	--	--	--	--	0.5 B	--
1,2,4-TRIMETHYLBENZENE	--	--	--	--	--	--	--	--	--
1,2-DICHLOROBENZENE	--	--	--	--	--	--	--	--	--
1,2-DICHLOROETHANE	--	--	--	--	--	--	--	--	--
1,3-DICHLOROBENZENE	--	--	--	--	--	--	--	--	--
1,4-DICHLOROBENZENE	--	--	--	--	--	--	--	--	--
2-BUTANONE	--	--	--	--	--	--	--	--	--
ACETONE	3.5 B	1.1 B	5.3 B	2.9 B	5.7 B	6.3 B	6.8 B	7.3 B	--
BENZENE	--	--	--	--	--	--	--	0.7 J	--
CARBON TETRACHLORIDE	--	--	--	--	--	--	--	--	--
CHLOROBENZENE	--	--	--	--	--	--	--	--	--
CHLOROFORM	0.3 J	--	0.56 J	1.2	--	--	--	1.8 J	--
CIS-1,2-DICHLOROETHENE	--	--	--	--	--	--	0.25 J	4	51
DIISOPROPYL ETHER	--	--	--	--	--	--	1.9 J	--	--
ETHANE	NA	NA	NA	NA	NA	NA	NA	NA	NA
ETHENE	NA	NA	NA	NA	NA	NA	NA	NA	NA
ETHYLBENZENE	--	--	--	--	--	--	--	--	--
HEXACHLOROBUTADIENE	--	--	--	--	--	--	--	1.2 B	--
ISOPROPYLBENZENE	--	--	--	--	--	--	--	--	--
M+P-XYLENES	--	--	--	--	--	--	--	--	--
METHANE	NA	NA	NA	NA	NA	NA	NA	NA	NA
METHYL TERT-BUTYL ETHER	--	--	--	--	--	--	--	--	--
METHYLENE CHLORIDE	--	--	--	--	--	--	--	--	--
NAPHTHALENE	--	--	--	--	--	--	0.79 J	0.63 J	--
N-PROPYLBENZENE	--	--	--	--	--	--	--	--	--
O-XYLENE	--	--	--	--	--	--	--	--	--
SEC-BUTYLBENZENE	--	--	--	--	--	--	--	--	--
TERTIARY-BUTYL ALCOHOL	--	--	--	--	--	--	--	10 J	--
TETRACHLOROETHENE	--	--	--	--	--	--	--	--	--
TOLUENE	--	--	--	--	--	--	0.2 J	--	--
TOTAL XYLENES	--	--	--	--	--	--	--	--	--
TRANS-1,2-DICHLOROETHENE	--	--	--	--	--	--	--	--	--
TRICHLOROETHENE	--	--	--	--	--	--	--	74	1500

Table 4-3

Summary of Chemical Results for Groundwater Samples
Lockheed Martin Middle River Complex, Middle River, Maryland
Page 20 of 24

SAMPLE ID:	MRC-MW82A-082609	MRC-MW83A-081309	MRC-MW84A-081409	MRC-MW85A-081209	MRC-MW86A-081309	MRC-MW86B-081309	MRC-MW87A-082009	MRC-78B-081709 (1)	MRC-MW88A-081809
LABORATORY ID:	A9H270200004	A9H150168004	A9H150168005	A9H130253008	A9H150168002	A9H150168003	A9H220139004	A9H190214002	A9H190214004
SAMPLE DATE:	8/26/2009	8/13/2009	8/14/2009	8/12/2009	8/13/2009	8/13/2009	8/20/2009	8/17/2009	8/18/2009
LOCATION:	MRC-MW82A	MRC-MW83A	MRC-MW84A	MRC-MW85A	MRC-MW86A	MRC-MW86B	MRC-MW87A	MRC-MW87B	MRC-MW88A
TRICHLOROFLUOROMETHANE	--	--	--	--	--	--	--	--	--
VINYL CHLORIDE	--	--	--	--	--	0.29 J	--	--	--
SEMIVOLATILES (ug/L)									
1,4-DIOXANE	--	--	--	--	--	--	--	--	--
INORGANICS (ug/L)									
ANTIMONY	0.13 B	0.056 B	0.14 B	0.14 B	0.095 B	0.078 B	0.17	0.45	0.077
ARSENIC	--	--	0.22	0.24 B	1.3	0.56	5.1	1.2	2.9
BARIUM	13.4	6.5	28.6	28.8	283	215	246	157	20.4
BERYLLIUM	2.1	0.15 B	0.61	0.14 B	0.15 B	0.13 B	0.25	0.1 B	0.21 B
CADMIUM	0.033 B	--	0.058 B	0.069 B	0.028 B	--	--	--	--
CHROMIUM	0.28 B	1.2	0.67	10.3 B	0.28	0.34	1.8	1.8	0.13 B
COBALT	24.3	2.5	37.9	4.5	368	220	5.4	44.5	13.1
COPPER	4.5	0.91 K	2.4 K	0.94 B	0.41 B	0.44 B	2.5 B	0.81 K	0.087 B
IRON	232	1360	422	--	12200	60000	96100	34400	8620
LEAD	0.16 B	0.19 B	0.33 B	0.054 B	0.17 B	0.19 B	0.96	0.4 B	0.037 B
MANGANESE	40.4	28.9	218	24.7	18800	11800	3990	2270	440
MERCURY	--	--	--	--	--	--	--	--	--
MOLYBDENUM	--	--	--	3.2	1.3 B	0.92 B	1.1 B	1.2 B	0.9 B
NICKEL	40.3	4.6	53.7	7.5	252	237	4.9	66	19.1
POTASSIUM	NA	NA	NA	NA	NA	NA	NA	NA	NA
SELENIUM	--	--	0.15	0.33 B	--	--	0.45	0.26	--
SILVER	--	--	--	--	--	--	--	--	--
THALLIUM	--	--	--	--	0.18 B	0.26 B	--	--	--
VANADIUM	--	2.6 B	0.68 B	--	--	--	1.3	2.1	--
ZINC	192	18.6 B	314	10.8 B	63.4	245	12.1 B	44.9	17.3 B
INORGANICS FILTERED (ug/L)									
ANTIMONY	0.082 B	--	0.095 B	0.25 B	--	--	--	0.19 B	--
ARSENIC	--	--	--	0.24 B	1.2	0.6	5.5	0.89	2.3
BARIUM	13.4	5.2	28.9	25.7	288	226	288	147	17.4
BERYLLIUM	1.6	0.12 B	0.6 B	0.056 B	0.12 B	0.077 B	0.18	0.087 B	0.25 B
CADMIUM	0.031 B	--	0.14 B	--	--	--	--	0.029 B	--
CHROMIUM	0.095 B	--	0.13	23.7	0.15	--	0.56 B	0.27 B	0.1 B
COBALT	22.2	2.1	38.4	2.3	334	207	6.1	43.3	16.2
COPPER	4.3	0.66 B	1.8 K	0.54 B	0.19 B	0.2 B	0.84 B	0.34 B	0.19 B
IRON	44.5 B	174	34.9 B	--	11900	44200	111000	29700	7340
LEAD	0.14 B	0.041 B	0.11 B	0.055 B	0.066 B	0.05 B	0.34 B	0.066 B	0.036 B
MANGANESE	35.6	19	222	10.2	17400	11800	4490	2200	350
MERCURY	--	--	--	--	--	--	--	--	--
MOLYBDENUM	--	--	--	7.2	1.5	0.73 B	1.2 B	0.41 B	0.65 B
NICKEL	37.3	4.5	55.7	4 K	221	203	3.8	65.2	24.9

Table 4-3

Summary of Chemical Results for Groundwater Samples
Lockheed Martin Middle River Complex, Middle River, Maryland
Page 21 of 24

SAMPLE ID:	MRC-MW82A-082609	MRC-MW83A-081309	MRC-MW84A-081409	MRC-MW85A-081209	MRC-MW86A-081309	MRC-MW86B-081309	MRC-MW87A-082009	MRC-78B-081709 (1)	MRC-MW88A-081809
LABORATORY ID:	A9H270200004	A9H150168004	A9H150168005	A9H130253008	A9H150168002	A9H150168003	A9H220139004	A9H190214002	A9H190214004
SAMPLE DATE:	8/26/2009	8/13/2009	8/14/2009	8/12/2009	8/13/2009	8/13/2009	8/20/2009	8/17/2009	8/18/2009
LOCATION:	MRC-MW82A	MRC-MW83A	MRC-MW84A	MRC-MW85A	MRC-MW86A	MRC-MW86B	MRC-MW87A	MRC-MW87B	MRC-MW88A
SELENIUM	--	--	0.16	0.72 B	--	--	0.6	0.38	--
SILVER	--	--	--	--	--	--	--	--	--
THALLIUM	--	--	--	--	--	--	--	--	--
VANADIUM	--	--	--	--	--	--	--	--	--
ZINC	201	15.8 B	315	19.2 B	52.8	188	7.6 B	36.3 K	23 B
MISCELLANEOUS (mg/L)									
ALKALINITY	NA	NA	NA	NA	NA	NA	NA	NA	NA
AMMONIA-N	NA	NA	NA	NA	NA	NA	NA	NA	NA
CHLORIDE	NA	NA	NA	NA	NA	NA	NA	NA	NA
DISSOLVED ORGANIC CARBON	NA	NA	NA	NA	NA	NA	NA	NA	NA
NITRATE-N	NA	NA	NA	NA	NA	NA	NA	NA	NA
NITRITE-N	NA	NA	NA	NA	NA	NA	NA	NA	NA
ORTHOPHOSPHATE-P	NA	NA	NA	NA	NA	NA	NA	NA	NA
SULFATE	NA	NA	NA	NA	NA	NA	NA	NA	NA
TOTAL DISSOLVED SOLIDS	NA	NA	NA	NA	NA	NA	NA	NA	NA

Table 4-3

Summary of Chemical Results for Groundwater Samples
Lockheed Martin Middle River Complex, Middle River, Maryland
Page 22 of 24

SAMPLE ID:	MRC-MW88B-081809	MRC-MW90B-081809
LABORATORY ID:	A9H190214005	A9H190214006
SAMPLE DATE:	8/18/2009	8/18/2009
LOCATION:	MRC-MW88B	MRC-MW90B
VOLATILES (ug/L)		
1,1,1-TRICHLOROETHANE	--	--
1,1,2-TRICHLOROTRIFLUOROETHANE	--	--
1,1-DICHLOROETHANE	--	--
1,1-DICHLOROETHENE	--	31
1,2,3-TRICHLOROBENZENE	--	--
1,2,3-TRIMETHYLBENZENE	--	--
1,2,4-TRICHLOROBENZENE	--	--
1,2,4-TRIMETHYLBENZENE	--	--
1,2-DICHLOROBENZENE	--	--
1,2-DICHLOROETHANE	--	--
1,3-DICHLOROBENZENE	--	--
1,4-DICHLOROBENZENE	--	--
2-BUTANONE	--	--
ACETONE	3.3 B	--
BENZENE	--	--
CARBON TETRACHLORIDE	--	--
CHLOROBENZENE	--	--
CHLOROFORM	0.84 J	--
CIS-1,2-DICHLOROETHENE	--	33
DIISOPROPYL ETHER	--	--
ETHANE	NA	NA
ETHENE	NA	NA
ETHYLBENZENE	--	--
HEXACHLOROBUTADIENE	--	--
ISOPROPYLBENZENE	--	--
M+P-XYLENES	--	--
METHANE	NA	NA
METHYL TERT-BUTYL ETHER	--	--
METHYLENE CHLORIDE	--	--
NAPHTHALENE	--	--
N-PROPYLBENZENE	--	--
O-XYLENE	--	--
SEC-BUTYLBENZENE	--	--
TERTIARY-BUTYL ALCOHOL	--	--
TETRACHLOROETHENE	--	--
TOLUENE	--	--
TOTAL XYLENES	--	--
TRANS-1,2-DICHLOROETHENE	--	--
TRICHLOROETHENE	0.79 J	220

Table 4-3

Summary of Chemical Results for Groundwater Samples
Lockheed Martin Middle River Complex, Middle River, Maryland

SAMPLE ID:	MRC-MW88B-081809	MRC-MW90B-081809
LABORATORY ID:	A9H190214005	A9H190214006
SAMPLE DATE:	8/18/2009	8/18/2009
LOCATION:	MRC-MW88B	MRC-MW90B
TRICHLOROFLUOROMETHANE	--	--
VINYL CHLORIDE	--	--
SEMIVOLATILES (ug/L)		
1,4-DIOXANE	--	4.5
INORGANICS (ug/L)		
ANTIMONY	0.1 B	0.15
ARSENIC	3.8	2
BARIUM	15.4	143
BERYLLIUM	--	0.041 B
CADMIUM	--	--
CHROMIUM	--	2.9
COBALT	0.62	2.3
COPPER	0.11 B	1 K
IRON	15300	2080
LEAD	--	0.42 B
MANGANESE	210	132
MERCURY	--	--
MOLYBDENUM	0.55 B	2.1
NICKEL	0.91 K	1.8 K
POTASSIUM	NA	NA
SELENIUM	--	0.16
SILVER	--	--
THALLIUM	--	--
VANADIUM	--	2.1
ZINC	8.2 B	31.3 K
INORGANICS FILTERED (ug/L)		
ANTIMONY	--	0.11
ARSENIC	3.3	1.7
BARIUM	14.2	144
BERYLLIUM	--	--
CADMIUM	--	--
CHROMIUM	--	0.4 B
COBALT	0.8	1.5
COPPER	0.12 B	1.1 K
IRON	14200	2070
LEAD	0.038 B	0.1 B
MANGANESE	199	186
MERCURY	--	--
MOLYBDENUM	0.45 B	1.4 B
NICKEL	1.1 K	1.1 K

Table 4-3

Summary of Chemical Results for Groundwater Samples
Lockheed Martin Middle River Complex, Middle River, Maryland

SAMPLE ID:	MRC-MW88B-081809	MRC-MW90B-081809
LABORATORY ID:	A9H190214005	A9H190214006
SAMPLE DATE:	8/18/2009	8/18/2009
LOCATION:	MRC-MW88B	MRC-MW90B
SELENIUM	--	--
SILVER	--	--
THALLIUM	--	--
VANADIUM	--	--
ZINC	7.5 B	10.3 B
MISCELLANEOUS (mg/L)		
ALKALINITY	NA	NA
AMMONIA-N	NA	NA
CHLORIDE	NA	NA
DISSOLVED ORGANIC CARBON	NA	NA
NITRATE-N	NA	NA
NITRITE-N	NA	NA
ORTHOPHOSPHATE-P	NA	NA
SULFATE	NA	NA
TOTAL DISSOLVED SOLIDS	NA	NA

J - Positive value is considered estimated as a result of technical noncompliance.

K - Positive value is considered biased high as a result of technical noncompliance.

L - Positive value is considered biased low as a result of technical noncompliance.

1 Sample was labelled as MRC-78B-081709 but was collected from well MRC-MW87B.

B - Blank contamination

-- Not detected

NA - Not anlayzed

ug/L - micrograms per liter

mg/L - millgrams perliter

Table 4-4

Summary of Metals Exceeding Maryland Groundwater Standards, July-August 2009
Lockheed Martin Middle River Complex, Middle River, Maryland

Analyte	MDE Groundwater Standard[1] (ug/L)	Total Metals Samples			Filtered Metals Samples		
		Detections Exceeding Standards		Maximum Concentration	Detections Exceeding Standards		Maximum Concentration
		(Quantity)	(Percent)[2]	(ug/L)	(Quantity)	(Percent)	(ug/L)
MANGANESE	50	59	89%	40,700	59	89%	39,900
IRON	300	53	80%	96,100	42	64%	111,000
NICKEL	73	30	45%	14,000	31	47%	13,800
BERYLLIUM	4	11	17%	239	12	18%	242
VANADIUM	3.7	8	12%	43	0	0%	1.3
CADMIUM	5	1	2%	8.8	1	2%	8.6
COPPER	1,300	1	2%	1,680	1	2%	1,990
ZINC	5,000	1	2%	22,500	1	2%	22,200

1 MDE Soil and Groundwater Standards, Interim Final, June 2008.
2 Total numbers of samples for each metals analyses is 66.
ug/L = Micrograms per liter (i.e., parts per billion)

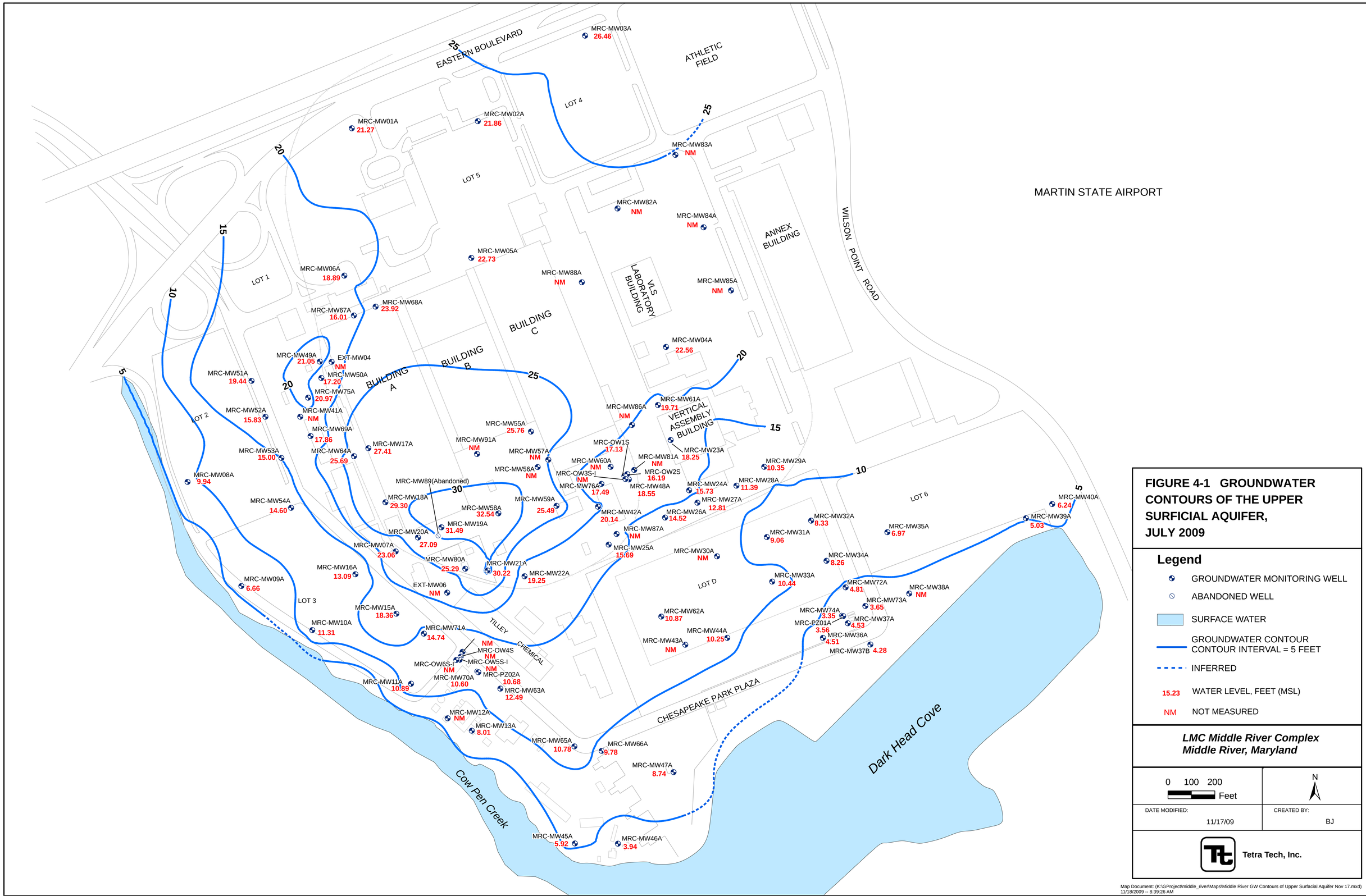

FIGURE 4-1 GROUNDWATER CONTOURS OF THE UPPER SURFICIAL AQUIFER, JULY 2009

Legend

- GROUNDWATER MONITORING WELL
- ABANDONED WELL
- SURFACE WATER
- GROUNDWATER CONTOUR
  CONTOUR INTERVAL = 5 FEET
- INFERRED
- 15.23 WATER LEVEL, FEET (MSL)
- NM NOT MEASURED

LMC Middle River Complex
Middle River, Maryland

0 100 200
Feet

N

DATE MODIFIED: 11/17/09

CREATED BY: BJ

Tetra Tech, Inc.

Map Document: (K:\GProject\middle_river\Maps\Middle River GW Contours of Upper Surfacial Aquifer Nov 17.mxd)
11/18/2009 -- 8:39:26 AM

Attorney-Client Privileged

BUILDING A
BUILDING B
BUILDING C
VERTICAL ASSEMBLY BUILDING
DROP HAMMER BUILDING
LOT 3
LOT D
LOT 6
TILLEY CHEMICAL
NORTH AMERICAN ELECTRIC
Cow Pen Creek
Dark Head Cove

MRC-MW17A
MRC-MW64A
MRC-MW90B
MRC-MW18A
MRC-MW19A
MRC-MW20A
MRC-MW89 (Abandoned)
MRC-MW07A
MRC-MW16A
MRC-MW15A
MRC-MW71A
EXT-MW06
MRC-MW80A
MRC-MW21A-B
MRC-MW22A
MRC-MW58A
MRC-MW91A-B
MRC-MW55A
MRC-MW57A
MRC-MW56A
MRC-MW59A
MRC-MW42A
MRC-MW76A
MRC-MW60A
MRC-MW86A-B
MRC-MW23A
MRC-MW81A-B
MRC-OW1S-D
MRC-OW2S-D
MRC-MW92C
NM
MRC-MW48A
MRC-OW3S-D
MRC-MW24A
MRC-MW29A
MRC-MW28A
MRC-MW27A-C
9.66(C)
MRC-MW26A
MRC-MW87A-B
MRC-MW25A
MRC-MW32A
MRC-MW35A
MRC-MW31A
MRC-MW30A
MRC-MW34A-C
8.51(C)
MRC-MW33A
MRC-MW72A
MRC-MW38A
MRC-MW73A
MRC-MW74C
NM
MRC-MW74A
MRC-PZ01A
MRC-MW62A,C
9.56(C)
MRC-MW44A
MRC-MW43A
MRC-MW36A
MRC-MW37A
MRC-MW37B-C
4.32(C)
MRC-OW4S,I
MRC-MW14A
MRC-MW14A-C
NM(C)
MRC-OW6S,I
MRC-OW5S
MRC-MW70A
MRC-PZ02A
MRC-MW11A, C
10.88(C)
MRC-MW63A
MRC-MW12A, C
10.82(C)
MRC-MW13A
MRC-MW65A
MRC-MW66A
MRC-MW647A

10
9
8
7
6
5
4

FIGURE 4-2 GROUNDWATER CONTOURS OF THE LOWER SURFICIAL AQUIFER, JULY 2009

Legend

- GROUNDWATER MONITORING WELL
- ABANDONED WELL
- SURFACE WATER
- GROUNDWATER CONTOUR, INTERVAL = 1FT
- INFERRED
- 9.64 WATER LEVEL, FEET (MSL)
- NM NOT MEASURED

LMC Middle River Complex
Middle River, Maryland

0 100 200 Feet

N

DATE MODIFIED: 11/17/09

CREATED BY: BJ

Tetra Tech, Inc.

Map Document: (K:\GProject\middle_river\Maps\Middle River GW Contours of Lower Aquifer Nov 17.mxd)
11/17/2009 -- 1:59:59 PM

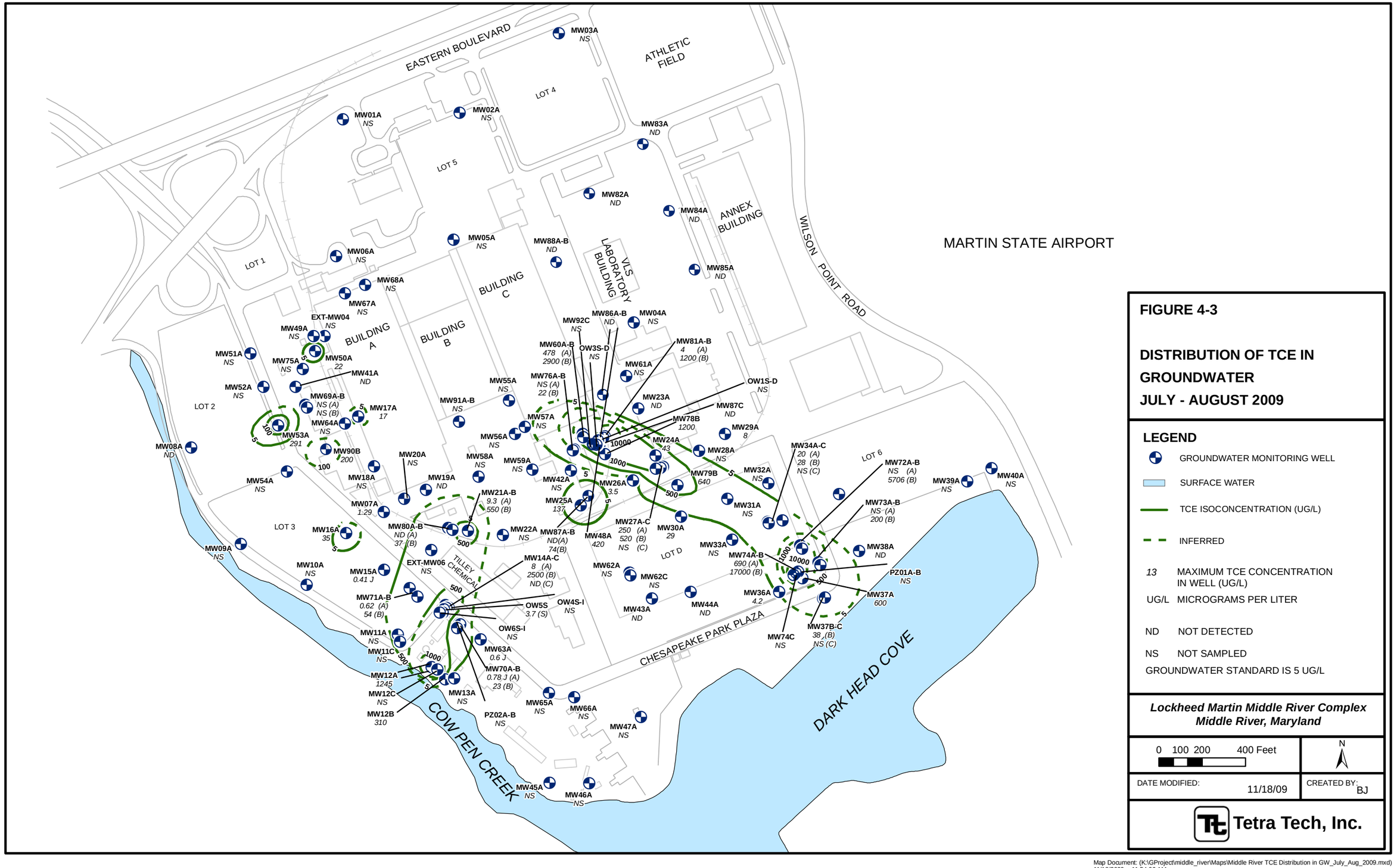

FIGURE 4-3

DISTRIBUTION OF TCE IN GROUNDWATER
JULY - AUGUST 2009

LEGEND

- GROUNDWATER MONITORING WELL
- SURFACE WATER
- TCE ISOCONCENTRATION (UG/L)
- INFERRED
- *13* MAXIMUM TCE CONCENTRATION IN WELL (UG/L)
- UG/L MICROGRAMS PER LITER
- ND NOT DETECTED
- NS NOT SAMPLED

GROUNDWATER STANDARD IS 5 UG/L

Lockheed Martin Middle River Complex
Middle River, Maryland

0 100 200 400 Feet

N

DATE MODIFIED: 11/18/09

CREATED BY: BJ

Tetra Tech, Inc.

Map Document: (K:\GProject\middle_river\Maps\Middle River TCE Distribution in GW_July_Aug_2009.mxd)
11/18/2009 -- 11:54:06 AM

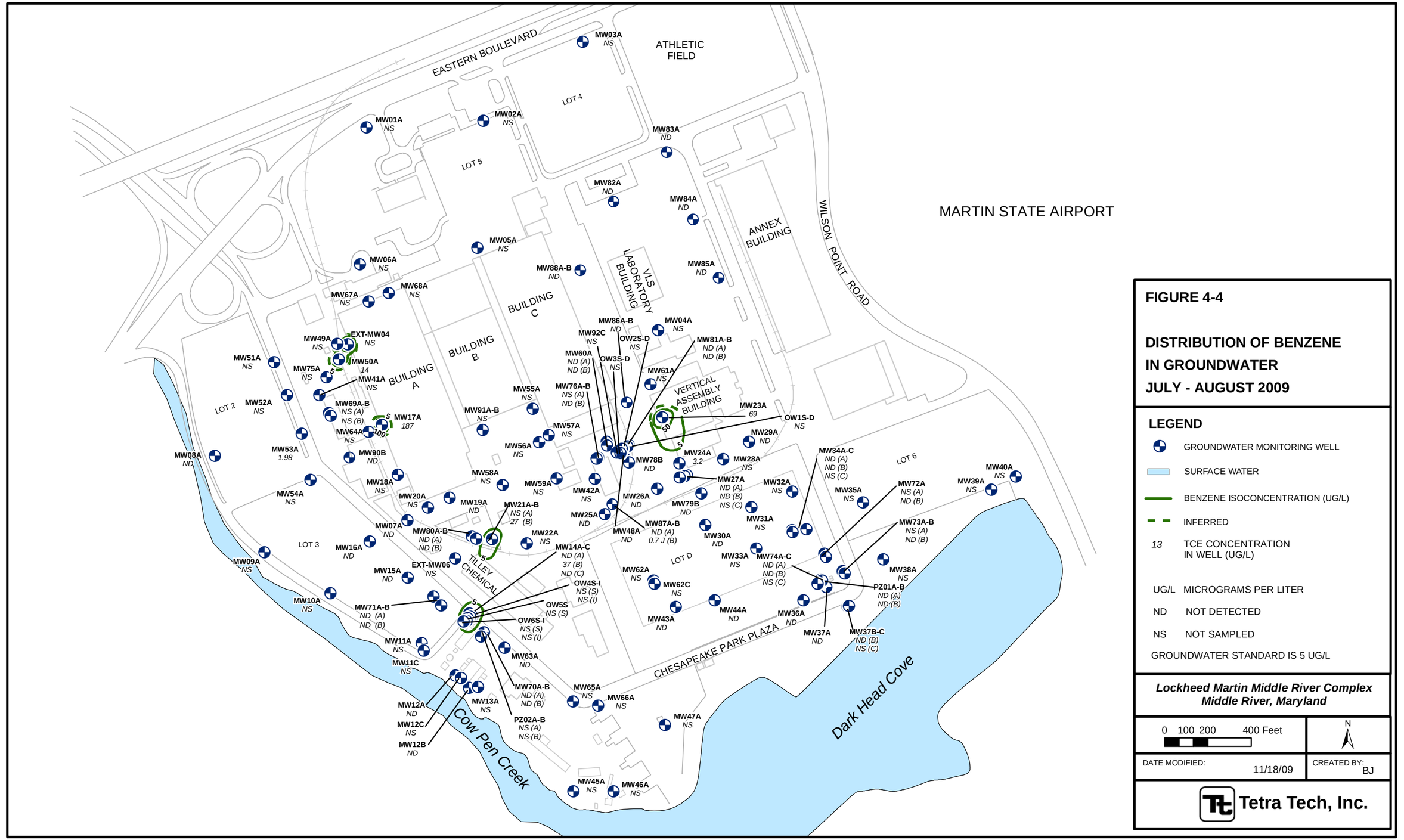

FIGURE 4-4

DISTRIBUTION OF BENZENE IN GROUNDWATER JULY - AUGUST 2009

LEGEND

- GROUNDWATER MONITORING WELL
- SURFACE WATER
- BENZENE ISOCONCENTRATION (UG/L)
- INFERRED
- *13* TCE CONCENTRATION IN WELL (UG/L)

UG/L MICROGRAMS PER LITER

ND NOT DETECTED

NS NOT SAMPLED

GROUNDWATER STANDARD IS 5 UG/L

Lockheed Martin Middle River Complex
Middle River, Maryland

0 100 200 400 Feet

N

DATE MODIFIED: 11/18/09

CREATED BY: BJ

Tetra Tech, Inc.

Map Document: (K:\GProject\middle_river\Maps\Middle River Benzene Distribution in GW_July_Aug_2009.mxd)
11/18/2009 -- 1:51:34 PM

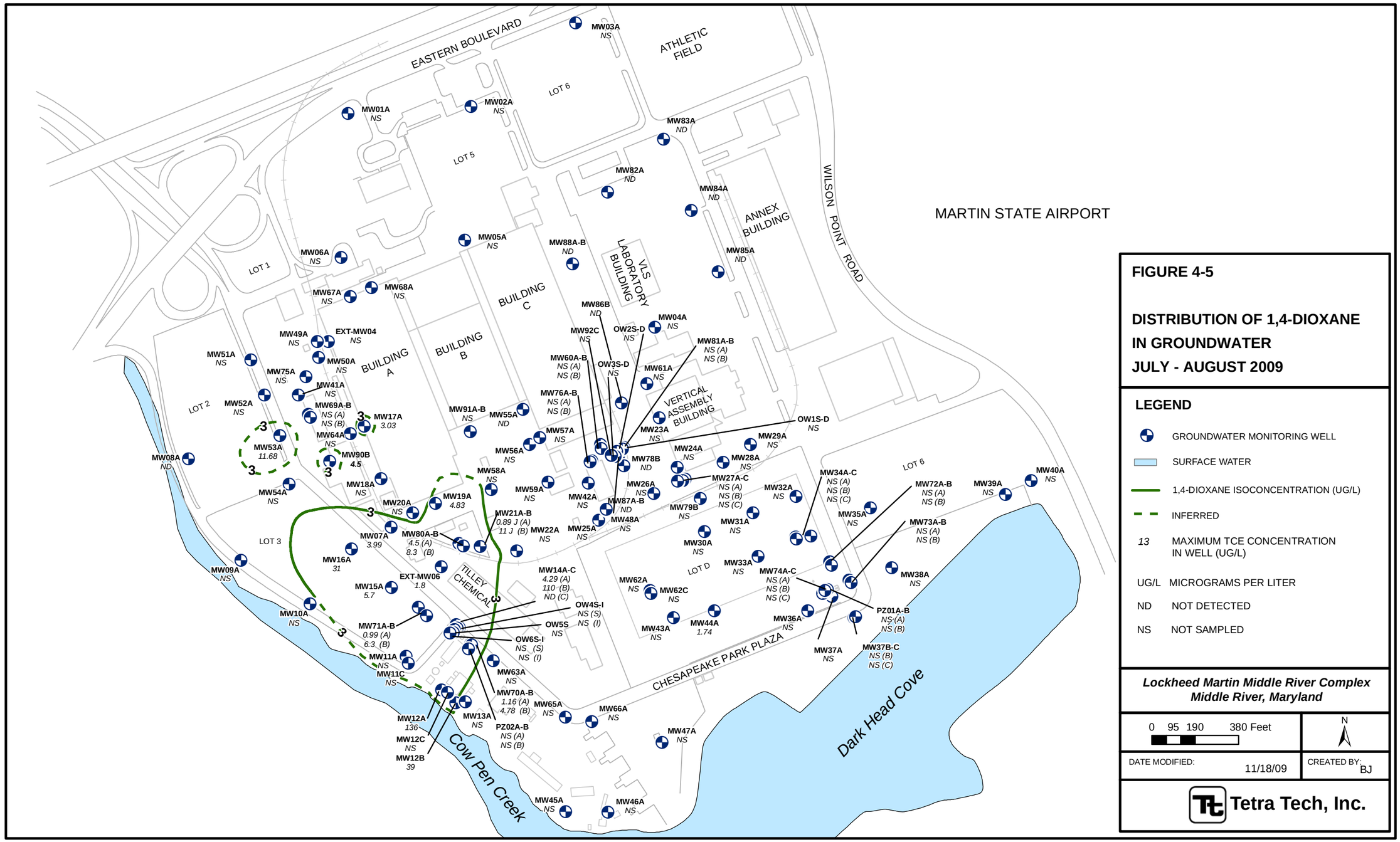

FIGURE 4-5

DISTRIBUTION OF 1,4-DIOXANE IN GROUNDWATER JULY - AUGUST 2009

LEGEND

- GROUNDWATER MONITORING WELL
- SURFACE WATER
- 1,4-DIOXANE ISOCONCENTRATION (UG/L)
- INFERRED
- *13* MAXIMUM TCE CONCENTRATION IN WELL (UG/L)
- UG/L MICROGRAMS PER LITER
- ND NOT DETECTED
- NS NOT SAMPLED

Lockheed Martin Middle River Complex
Middle River, Maryland

0 95 190 380 Feet

N

DATE MODIFIED: 11/18/09

CREATED BY: BJ

Tetra Tech, Inc.

Map Document: (K:\GProject\middle_river\Maps\Middle River Dioxane Distribution in GW_July_Aug_2009.mxd)
11/18/2009 -- 2:34:27 PM

Section 5
Summary and Recommendations

5.1 SUMMARY

The findings of the July–August 2009 groundwater sampling and analyses and the July 2009 groundwater-level measurements are summarized below:

- Groundwater samples were collected from 65 monitoring wells in July–August of 2009 and analyzed for VOCs, 1,4-dioxane, total and filtered metals, monitored natural-attenuation parameters, and field water-quality parameters. A round of synoptic groundwater-measurements was obtained from the wells on July 22, 2009. Long-term surface-water and groundwater levels were obtained for several wells and one surface-water gauging station, for use in a groundwater model constructed for the MRC Groundwater RAP.

- October 2009 groundwater flow is similar to that depicted by previous groundwater-level data. In July 2009, upper surficial-aquifer levels were generally higher than those of 2008. Shallow groundwater follows site topography and flows radially from the hydraulically-upgradient northern portion of the MRC (at Eastern Boulevard) and immediately south of Buildings A, B, and C. From these areas, groundwater flows to the southeast, south, and southwest toward Dark Head Cove and Cow Pen Creek. Groundwater in the deep surficial-aquifer flows southeasterly from Eastern Boulevard toward Dark Head Cove.

- Concentrations of chlorinated VOCs exceed Maryland groundwater standards at two main areas of the facility and at multiple depths. TCE, a common industrial solvent and metal degreaser, is the primary VOC exceeding the state groundwater standard. TCE degradation-products, such as dichloroethenes and vinyl chloride, also exceed groundwater standards at the facility, as does the fuel-related VOC benzene. The data confirm the presence of two major TCE and TCE-degradation-product plumes: the Eastern TCE Plume, which originates south of Building C and the area of a former UST near the water tanks, and the Western TCE Plume, originating at a former UST site located south of Building A. These plumes extend southeast and southwest to areas adjacent to Dark Head Cove and Cow Pen Creek.

- The facility's maximum TCE concentration reported for the current round of sampling is 17,000 µg/L in the intermediate surficial-aquifer well MW74B, located west of the water tanks in the southeastern portion of the property. The maximum concentrations of TCE reported for wells MW74B, MW72B, and MW60B are in the intermediate portion of the

surficial aquifer. The source(s) of this plume may originate from the south end of the C-Basement, or possibly from spillage of material handled near MW60B and MW74B.

- Benzene concentrations at two primary source-areas exceed the state groundwater standard. However, concentrations decline rapidly to levels less than the standard at nearby downgradient wells. The 2009 benzene concentrations generally decreased from those measured in 2008 and 2005. This reduction includes all but two areas of maximum benzene concentrations. Confirming the results of the previous 2008 sampling, benzene was not detected at several locations where benzene had been detected at low concentrations in 2005.

- The SVOC 1,4-dioxane was primarily detected in groundwater samples collected from the upper and intermediate surficial-aquifer. 1,4-Dioxane is co-located in areas containing the highest concentrations of chlorinated VOCs, and occurs primarily in the Western TCE Plume with levels ranging from 0.89 µg/L at well MW21A (south of Building A) to 136 µg/L at MW12A (near Cow Pen Creek). 1,4-Dioxane is largely absent from the Eastern TCE Plume, except for its detection at low concentrations at two wells.

- Concentrations of eight metals exceed groundwater standards in one or more groundwater samples. Concentrations of iron and manganese exceed standards most frequently, with the maximum concentrations exceeding the standards by more than a factor of 100. These metal exceedances do not appear to be the result of low pH or high sample-turbidities. Concentrations of beryllium and vanadium exceed the standard in nearly 20% of samples, with maximum concentrations exceeding groundwater standards by more than an order of magnitude (more than 10 times). Concentrations of the remaining metals, such as cadmium, copper, and zinc, exceed standards in less than 2% of the samples.

5.2 RECOMMENDATIONS

Analytical results for the current round of sampling confirm the concentrations and distributions of contaminants observed in previous rounds. Additional monitoring wells are required to delineate the extent of groundwater VOC and metals contamination in areas west of Building A, where TCE and metals have been detected at concentrations exceeding Maryland groundwater standards in the upper (A) and intermediate (B) zones of the aquifer. These areas include the vicinity of wells MW50A, MW90B, MW53A, and MW16A, north of the Western TCE Plume. Monitoring of the deeper aquifer-zones in this area of the MRC is limited to a few wells. Therefore, a more comprehensive array of monitoring wells is required in the intermediate zone of 35 feet below grade, where TCE maxima have been detected elsewhere at the MRC. The leading edges of the Eastern and Western TCE plumes have not been fully delineated. Additional monitoring wells are required southeast of well MW37B and southwest of MW12 to determine the downgradient extent of TCE in Dark Head Cove and Cow Pen Creek.

Section 6
References

1. Bennett, R. R. and Meyer, R. R., 1952. "Geology and Ground-Water Resources of the Baltimore Area," Bulletin 4, State of Maryland, Department of Geology, Mines and Water Resources, Baltimore, Maryland.

2. Chapelle, F. M., 1985. "Hydrogeology, Digital Solute-Transport Simulation, and Geochemistry of the Lower Cretaceous Aquifer-System Near Baltimore, Maryland," Maryland Geological Survey Report of Investigations No. 43, Maryland Geological Survey, Baltimore, Maryland, 120 pp.

3. Cassell, J. R., 1977. "Drainage Area Map— Existing Storm-Water Drains, Chesapeake Park Plaza/Dark Head Cove Road," Sheet A1 of 7, July.

4. Earth Tech, Inc., 2008. *Draft Hazardous Materials Survey Report, Lockheed Martin Middle River Facility, Baltimore, Maryland*, May.

5. Earth Tech, Inc., 2003. *Draft Phase I Environmental Assessment, Chesapeake Industrial Park,* February.

6. Earth Engineering and Science, Inc., 1988. "Groundwater Chromium Investigation Technical Memorandum," Martin Marietta Baltimore Aerospace. September.

7. Halford, K. J. and E. L. Kuniansky, 2002. "Documentation of Spreadsheets for the Analysis of Aquifer-Test and Slug-Test Data," U.S. Geological Survey Open-File Report 02-197, Carson City, Nevada, 51 pp.

8. Reinhardt, J., 1977. "Geologic Map of the Middle River Quadrangle, Maryland," Maryland Geological Survey, Baltimore, Maryland.

9. Spitz, K. and J. Moreno, 1996. *A Practical Guide to Groundwater and Solute-Transport Modeling*, John Wiley and Sons, Inc., New York.

10. Tetra Tech, Inc., 2004. *Historical Research Report*, Lockheed Martin Middle River Complex. August.

11. Tetra Tech, 2006. *Site Characterization Report, Revision 1.0*, Lockheed Martin Middle River Complex. May.

12. Tetra Tech, 2009. *Groundwater Monitoring Report July–August 2008, Lockheed Martin Middle River Complex*. May.

13. Vroblesky, D. A. and W. B. Fleck, 1991. “Hydrogeologic Framework of the Coastal Plain of Maryland, Delaware, and the District of Columbia, Regional Aquifer System Analysis— Northern Atlantic Coastal Plain,” U.S. Geological Survey professional paper 1404-E, U.S. Government Printing Office, Washington, D.C., 45 pp.

14. USEPA (U.S. Environmental Protection Agency), Region III, 1993. *Region III Modifications to the Laboratory Data-Validation Functional Guidelines for Evaluating Inorganics Analyses*, April.

15. USEPA (U.S. Environmental Protection Agency), Region III, 1994. *Region III Modifications to the National Functional Guidelines for Organic Data Review*, September.

APPENDIX A

GROUNDWATER-LEVEL RECORD SHEET

Tetra Tech NUS, Inc.

GROUNDWATER LEVEL MEASUREMENT SHEET

Project Name: MRC Groundwater Monitoring 2009 **Project No.:** 112IC02221
Location: Middle River MD **Personnel:** Stuart Cameron
Weather Conditions: Sunny 80°F **Measuring Device:**
Tidally Influenced: Yes ____ No ____ **Remarks:**

Well or Piezometer Number	Date	Time	Elevation of Reference Point (feet)*	Total Well Depth (feet)*	Water Level Indicator Reading (feet)*	Thickness of Free Product (feet)*	Groundwater Elevation (feet)*	Comments
MW53A	7/22/09	0854		5.24				
MW52A		0856		6.21				
MW51A		0900		4.18				
MW08A		0903		1.52				
MW63A		0913		5.25				
MW70B		0917		4.35				
P202A		0920		3.85				
MW70A		0922		3.87				
P202B		0926		3.81				
MW12C		0947		0.51				
MW12B		0949		2.82				
MW13A		0952		3.78				
MW45A		0957		0.52				
MW46A		0959		4.04				
MW47A		1012		3.56				
MW37B		1018		4.97				
MW37C		1019		5.02				
MW39A		1023		1.57				
MW66A		1032		6.87				
MW65A		1034		5.64				
MW40A		1055		0.00				
MW04A		1700		3.54				
MW03A		1653		3.51				
MW05A		1650		14.22				
MW02A	↓	1645		8.31				

* All measurements to the nearest 0.01 foot

Tetra Tech NUS, Inc.

GROUNDWATER LEVEL MEASUREMENT SHEET

Project Name: MRC Groundwater Monitoring 2009 **Project No.:** 112T(02221)
Location: Middle River MD **Personnel:** Stuart Cameron
Weather Conditions: Sunny 80°F **Measuring Device:**
Tidally Influenced: Yes ____ No ____ **Remarks:**

Well or Piezometer Number	Date	Time	Elevation of Reference Point (feet)*	Total Well Depth (feet)*	Water Level Indicator Reading (feet)*	Thickness of Free Product (feet)*	Groundwater Elevation (feet)*	Comments
MW35A	7/22/09	1104		3.17				
MW54A		1123		4.03				
MW16A		1126		5.80				
MW15A		1129		0.00				
MW71A		1132		1.91				
MW71B		1133		4.79				
MW11A		1139		2.60				
MW11C		1141		2.22				
MW10A		1147		0.00				
MW09A		1152		2.71				
MW67A		1212		20.69				
MW68A		1215		12.37				
MW49A		1219		12.00				
MW50A		1222		14.72				
MW64A		1226		7.16				
MW17A		1228		7.04				
MW18A		1231		4.95				
MW20A		1235		10.91				
MW19A		1237		6.70				
MW07A		1242		12.01				
MW80A		1246		2.41				
MW80B		1248		9.02				
MW21 (south)		1251		10.71				
MW21 (west)		1252		4.62				
MW22A	↓	1255		14.21				

* All measurements to the nearest 0.01 foot

Tetra Tech NUS, Inc.

GROUNDWATER LEVEL MEASUREMENT SHEET

Project Name: MRC Groundwater Monitoring 2009
Project No.: 112IC02221
Location: Middle River MD
Personnel: Stuart Cameron
Weather Conditions: Sunny 80°F
Measuring Device:
Tidally Influenced: Yes ____ No ____
Remarks:

Well or Piezometer Number	Date	Time	Elevation of Reference Point (feet)*	Total Well Depth (feet)*	Water Level Indicator Reading (feet)*	Thickness of Free Product (feet)*	Groundwater Elevation (feet)*	Comments
MW58A	7/22/09	1302		4.24				
MW55A		1308		12.59				
MW59A		1311		10.42				
MW76B		1314		10.51				
MW76A		1317		10.78				
MW42A		1318		9.86				
MW25A		1322		12.79				
MW87A south		1330		11.75				
MW87B north		1331		11.99				
MW48A		1387		7.99				
MW78B?		1342		11.22				
OW-1-A		1346		9.10				
OW-1-B		1347		8.96				
OW-1-C		1348		9.17				
OW-2-A		1350		9.34				
OW-2-B		1351		9.51				
OW-2-C		1352		9.66				
MW81B		1355		9.27				
MW81A		1357		10.56				
MW61A		1417		6.11				
MW23A		1424		7.12				
MW26A		1429		10.12				
MW01A		1641		14.12				
MW06A		1633		14.72				
MW69 (south)		1625		13.00				

* All measurements to the nearest 0.01 foot

Tetra Tech NUS, Inc.

GROUNDWATER LEVEL MEASUREMENT SHEET

Project Name: MRC Groundwater Monitoring 2009 **Project No.:** 112IC02221
Location: Millie River MD **Personnel:** Stuart Cameron
Weather Conditions: Sunny 80°F **Measuring Device:**
Tidally Influenced: Yes ____ No ____ **Remarks:**

Well or Piezometer Number	Date	Time	Elevation of Reference Point (feet)*	Total Well Depth (feet)*	Water Level Indicator Reading (feet)*	Thickness of Free Product (feet)*	Groundwater Elevation (feet)*	Comments
MW69 (north)		1623		9.67				
MW27 (west)		1433		13.48				
MW27 (middle)		1436		11.52				
MW27 (East)		1438		9.74				
MW24		1442		6.87				
MW28A		1445		7.80				
MW29A		1446		5.42				
MW32A		1449		4.36				
MW34 (E)		1452		4.78				
MW34 (SW)		1454		4.08				
MW34 (NW)		1456		4.67				
MW72A		1458		6.39				
MW72B		1502		6.21				
MW73A		1505		6.86				
MW73B		1508		7.20				
MW74A		1511		7.70				
MW74B		1514		7.91				
MW74A		1517		7.69				
MW201B		1519		8.15				
MW201A		1521		7.61				
MW36A		1524		6.95				
MW33A		1529		2.31				
MW44A		1533		2.15				
MW62C		1542		3.15				
MW62A		1544		1.52				

* All measurements to the nearest 0.01 foot

Tetra Tech NUS, Inc.

GROUNDWATER LEVEL MEASUREMENT SHEET

Project Name: MRC Groundwater Monitoring 2009 **Project No.:** 112ICO2221
Location: Middle River MD **Personnel:** Stuart Gnoran
Weather Conditions: Sunny 80°F **Measuring Device:**
Tidally Influenced: Yes ____ No ____ **Remarks:**

Well or Piezometer Number	Date	Time	Elevation of Reference Point (feet)*	Total Well Depth (feet)*	Water Level Indicator Reading (feet)*	Thickness of Free Product (feet)*	Groundwater Elevation (feet)*	Comments
MW31A	7-22-09	1551		3.64				
MW29B	↓	1554		9.17				
MW25A	↓	1617		8.19				

* All measurements to the nearest 0.01 foot

APPENDIX B

MONITORING-WELL PURGING AND SAMPLING RECORDS

Tetra Tech NUS, Inc.

GROUNDWATER SAMPLE LOG SHEET

Project Site Name: Middle River Center
Project No.: 112 ICO 2221

Sample ID No.: MRA-MW02A-072909
Sample Location: MW02A
Sampled By: MP
C.O.C. No.:

[] Domestic Well Data
[X] Monitoring Well Data
[] Other Well Type:
[] QA Sample Type:

Type of Sample:
[] Low Concentration
[] High Concentration

SAMPLING DATA:

	Color	pH	S.C.	Temp.	Turbidity	DO	Salinity	Other
Date: 7-29-09	(Visual)	(S.U.)	(mS/cm)	(^{0}C)	(NTU)	(mg/l)	(%)	ORP
Time: 1504								
Method: Geo pump	Clear	4.14	0.90	21.40	2.6	2.31	0.0	281

PURGE DATA:

	Volume	pH	S.C.	Temp.	Turbidity	DO	Salinity	Other
Date: 7-29-09								
Method: Geo pump								
Monitor Reading (ppm): 0.0								
Well Casing Diameter & Material Type: 2" PVC		See Low Flow Purge Data Sheet						
Total Well Depth (TD):								
Static Water Level (WL): 8.40								
One Casing Volume(gal/L):								
Start Purge (hrs): 1412								
End Purge (hrs): 1459								
Total Purge Time (min): 47								
Total Vol. Purged (gal/L): 1.5								

SAMPLE COLLECTION INFORMATION:

Analysis	Preservative	Container Requirements	Collected
Total PPM	HNO3	1 - 500 ml Poly	✓
Diss PPM	HNO3	1 - 500 ml Poly	✓

OBSERVATIONS / NOTES:

Circle if Applicable:

MS/MSD

Duplicate ID No.:

Signature(s):

LOW FLOW PURGE DATA SHEET

PROJECT SITE NAME: Middle River Center
PROJECT NUMBER: 112JC02221

WELL ID.: MRC-MW02A-072909
DATE: 7-29-09

Time (Hrs.)	Water Level (Ft. below TOC)	Flow (mL/Min.)	pH (S.U.)	S. Cond. (mS/cm)	Turb. (NTU)	DO (mg/L)	Temp. (Celcius)	ORP mV	Salinity % or ppt	Comments
1412	8.40	—	—	—	—	—	—	—	—	Initial, no odor
1414	9.20	300	4.27	99.5	37	0.92	23.50	317	4.0	Slightly cloudy
1419	9.40	180	4.04	99.9	18	0.54	22.49	309	4.0	
1424	9.55	180	4.02	64.0	9.8	2.24	22.01	305	3.9	Clear water
1429	9.55	180	4.05	19.0	5.5	2.52	21.85	303	1.2	
1434	9.55	180	4.08	9.8	4.2	2.49	21.84	301	0.6	
1439	9.55	190	4.08	1.46	3.7	2.46	21.69	299	0.1	
1444	9.55	180	4.10	1.06	3.2	2.38	21.60	295	0.1	
1449	9.55	180	4.14	0.92	2.6	2.33	21.52	290	0.0	
1454	9.55	180	4.13	0.90	2.4	2.34	21.47	294	0.0	
1459	9.55	190	4.14	0.90	2.2	2.31	21.40	291	0.0	
	Well parameters Stabilize									
	Sampling Begins									

SIGNATURE(S): Na

Tetra Tech NUS, Inc.

GROUNDWATER SAMPLE LOG SHEET

Project Site Name: Middle River Center
Project No.: 112 ICO 2221

[] Domestic Well Data
[X] Monitoring Well Data
[] Other Well Type:
[] QA Sample Type:

Sample ID No.: MRC-MW04A-073109
Sample Location: MW04A
Sampled By: MP
C.O.C. No.:
Type of Sample:
[] Low Concentration
[] High Concentration

SAMPLING DATA:

	Color	pH	S.C.	Temp.	Turbidity	DO	Salinity	Other
Date: 7-31-09	(Visual)	(S.U.)	(mS/cm)	(^{0}C)	(NTU)	(mg/l)	(%)	ORP
Time: 1109								
Method: Geo pump	Clear	5.15	17.2	26.10	3.3	1.65	1.2	151

PURGE DATA:

	Volume	pH	S.C.	Temp.	Turbidity	DO	Salinity	Other
Date: 7-31-09								
Method: Geo pump								
Monitor Reading (ppm): 0.0								
Well Casing Diameter & Material Type: 2" PVC			See Low Flow Purge Data Sheet					
Total Well Depth (TD):								
Static Water Level (WL): 3.35								
One Casing Volume(gal/L):								
Start Purge (hrs): 1018								
End Purge (hrs): 1104								
Total Purge Time (min): 46								
Total Vol. Purged (gal/L):								

SAMPLE COLLECTION INFORMATION:

Analysis	Preservative	Container Requirements	Collected
Total PPM	HNO3	1 - 500 ml Poly	
Diss PPM	HNO3	1 - 500 ml Poly	

OBSERVATIONS / NOTES:

Circle if Applicable:

MS/MSD | Duplicate ID No.:

Signature(s):

LOW FLOW PURGE DATA SHEET

PROJECT SITE NAME: Middle River Center
PROJECT NUMBER: 112IC02221

WELL ID.: MRC-MW04A-073109
DATE: 7-31-09

Time (Hrs.)	Water Level (Ft. below TOC)	Flow (mL/Min.)	pH (S.U.)	S. Cond. (mS/cm)	Turb. (NTU)	DO (mg/L)	Temp. (Celcius)	ORP mV	Salinity % or ppt	Comments
1018	3.35	—	—	—	—	—	—	—	—	Initial, no odor
1019	3.90	200	5.14	99.9	350	1.25	25.65	145	4.0	Cloudy water
1024	3.90	160	5.10	70.9	210	1.74	24.99	154	4.0	
1029	4.20	160	5.12	21.3	31	1.87	25.22	155	1.3	Slightly cloudy
1034	4.40	100	5.13	15.3	10	1.76	25.50	155	0.9	Clear water
1039	4.45	100	5.13	14.9	6.6	1.69	25.85	156	0.8	
1044	4.55	100	5.13	13.8	5.8	1.62	26.18	158	0.8	
1049	4.60	100	5.12	14.7	4.8	1.62	26.17	159	0.9	
1054	4.70	100	5.13	16.8	3.3	1.63	26.09	157	1.0	
1059	4.80	100	5.14	17.0	3.1	1.62	26.17	153	1.1	
1104	4.85	100	5.15	17.2	3.3	1.65	26.10	151	1.2	
		Well Parameters Stabilize								
				Sampling Begins						

SIGNATURE(S): Nick

PAGE 2 OF 2

Tetra Tech NUS, Inc.

GROUNDWATER SAMPLE LOG SHEET

Project Site Name: Middle River Center
Project No.: 112ICO2221

Sample ID No.: MRC MW07A-072909
Sample Location: MW07A
Sampled By: MP
C.O.C. No.:

[] Domestic Well Data
[x] Monitoring Well Data
[] Other Well Type:
[] QA Sample Type:

Type of Sample:
[] Low Concentration
[] High Concentration

SAMPLING DATA:

Date: 7-29-09	Color	pH	S.C.	Temp.	Turbidity	DO	Salinity	Other
Time: 0957	(Visual)	(S.U.)	(mS/cm)	(^{0}C)	(NTU)	(mg/l)	(%)	ORP
Method: Geopump	Clear	5.12	95.9	21.71	8.1	1.64	4.0	241

PURGE DATA:

Date: 7-29-09	Volume	pH	S.C.	Temp.	Turbidity	DO	Salinity	Other
Method: Geo pump								
Monitor Reading (ppm): 0.0								
Well Casing Diameter & Material Type: 2" PVC			See Low Flow purge Data Sheet					
Total Well Depth (TD):								
Static Water Level (WL): 12.00								
One Casing Volume(gal/L):								
Start Purge (hrs): 0959								
End Purge (hrs): 0952								
Total Purge Time (min): 53								
Total Vol. Purged (gal/L): 1.5								

SAMPLE COLLECTION INFORMATION:

Analysis	Preservative	Container Requirements	Collected
VOCs	HCl	3 - 40 ml VOA	✓
Total PPM	HNO3	1 - 500 ml Poly	✓
Diss PPM	HNO3	1 - 500 ml Poly	✓
1,4 Dioxane	ICE	2 - 1L Ambers	✓

OBSERVATIONS / NOTES:

Circle if Applicable:

MS/MSD —

Duplicate ID No.: —

Signature(s):

LOW FLOW PURGE DATA SHEET

PROJECT SITE NAME: Middle River Center
PROJECT NUMBER: 112 ICO 2221

WELL ID.: MRC-MW07A-072909
DATE: 7-29-09

Time (Hrs.)	Water Level (Ft. below TOC)	Flow (mL/Min.)	pH (S.U.)	S. Cond. (mS/cm)	Turb. (NTU)	DO (mg/L)	Temp. (Celcius)	ORP mV	Salinity % or ppt	Comments
0859	12.20	—	—	—	—	—	—	—	—	Initial, no odor
0902	12.50	300	5.03	99.9	11	0.46	20.39	263	4.0	Slightly cloudy
0907	12.82	250	5.01	99.9	6.6	2.00	19.90	266	4.0	clear water
0912	12.96	180	5.03	92.4	3.2	2.11	20.53	253	4.0	
0917	13.10	180	5.04	99.9	2.9	1.82	20.49	251	4.0	
0922	13.22	150	5.03	99.9	3.1	2.02	21.08	249	4.0	
0927	13.40	150	5.06	99.9	5.9	1.80	21.23	246	4.0	
0932	13.46	130	5.09	99.9	9.1	1.64	21.39	245	4.0	
0937	13.57	130	5.11	99.9	9.9	1.67	21.52	243	4.0	
0942	13.66	120	5.12	99.9	9.6	1.62	21.80	242	4.0	
0947	13.73	130	5.12	99.9	9.1	1.53	21.78	242	4.0	
0952	13.80	120	5.12	99.9	9.1	1.64	21.71	241	4.0	
	←		Well Parameters Stabilize						→	
	←			Sampling Begins			→			

SIGNATURE(S): Mark R

Tetra Tech NUS, Inc.

GROUNDWATER SAMPLE LOG SHEET

Project Site Name: Middle River Center
Project No.: 112IC02221

[] Domestic Well Data
[X] Monitoring Well Data
[] Other Well Type:
[] QA Sample Type:

Sample ID No.: MRC-MW08A-072809
Sample Location: MRC-MW08A
Sampled By: MP
C.O.C. No.:
Type of Sample:
[] Low Concentration
[] High Concentration

SAMPLING DATA:

	Color	pH	S.C.	Temp.	Turbidity	DO	Salinity	Other
Date: 7-28-09	(Visual)	(S.U.)	(mS/cm)	(^{0}C)	(NTU)	(mg/l)	(%)	ORP
Time: 1134								
Method: Geo pump	Slightly	5.36	3.46	24.93	13	1.52	0.2	-8

PURGE DATA:

	Volume	pH	S.C.	Temp.	Turbidity	DO	Salinity	Other
Date: 7-28-09								
Method: Geo pump								
Monitor Reading (ppm): 0.0								
Well Casing Diameter & Material Type: 2" PVC			SEE Low Flow Purge Data sheet					
Total Well Depth (TD): —								
Static Water Level (WL): Top of Rock								
One Casing Volume(gal/L): —								
Start Purge (hrs): 1042								
End Purge (hrs): 1134								
Total Purge Time (min): 52								
Total Vol. Purged (gal/L): 2.5								

SAMPLE COLLECTION INFORMATION:

Analysis	Preservative	Container Requirements	Collected
VOCs	HCl	3 - 40 ml Vial	✓
Total ppm	HNO3	1 - 500 ml Poly	✓
D.ss ppm	HNO3	1 - 500 ml Poly	✓
1,4 Dioxane	ICE	2 - 1L Ambers	✓

OBSERVATIONS / NOTES:

Circle if Applicable:

MS/MSD — Duplicate ID No.:

Signature(s):

LOW FLOW PURGE DATA SHEET

PROJECT SITE NAME: Middle River Center
PROJECT NUMBER: 112ICO2221
WELL ID.: MRC-MW08A-072809
DATE: 7-29-09

Time (Hrs.)	Water Level (Ft. below TOC)	Flow (mL/Min.)	pH (S.U.)	S. Cond. (mS/cm)	Turb. (NTU)	DO (mg/L)	Temp. (Celcius)	ORP mV	Salinity % or ppt	Comments
1042	Top of PVC	—	—	—	—	—	—	—	—	Initial, no odor
1044	1.00	200	4.98	99.9	35	0.62	23.44	17	4.0	Slightly Cloudy
1049	1.75	200	5.24	6.85	19	1.59	23.19	-6	4.0	↓
1054	2.60	200	5.28	340	10	1.55	23.74	-13	2.1	↓
1059	3.43	190	5.30	14.1	7.1	1.52	24.41	-12	1.0	Clear water
1104	3.75	180	5.30	9.6	9.8	1.52	24.47	-11	0.6	↓
1109	3.90	190	5.29	4.53	12	1.51	24.60	-10	0.2	Slightly Cloudy
1114	4.10	190	5.29	3.79	12	1.48	24.67	-11	0.2	↓
1119	4.25	180	5.31	3.43	12	1.48	24.70	-12	0.2	↓
1124	4.35	150	5.32	3.45	12	1.47	25.07	-11	0.2	↓
1129	4.52	150	5.35	3.44	12	1.49	24.65	-8	0.2	↓
1134	4.66	150	5.36	3.46	13	1.52	24.93	-8	0.2	↓
	← Well Parameters Stabilize →									
	← Sampling Begins →									

SIGNATURE(S): Wa

Tetra Tech NUS, Inc.

GROUNDWATER SAMPLE LOG SHEET

Project Site Name: Middle River center
Project No.: 112 ICO 2221

[] Domestic Well Data
[X] Monitoring Well Data
[] Other Well Type:
[] QA Sample Type:

Sample ID No.: MRC-MW12A-073009
Sample Location: MW12A
Sampled By: MP
C.O.C. No.:
Type of Sample:
[] Low Concentration
[] High Concentration

SAMPLING DATA:

	Color (Visual)	pH (S.U.)	S.C. (mS/cm)	Temp. (^{0}C)	Turbidity (NTU)	DO (mg/l)	Salinity (%)	Other
Date: 7-30-09								
Time: 1357								
Method: Geo pump	Slightly	5.76	6.99	19.93	32	1.79	0.1	-62

PURGE DATA:

	Volume	pH	S.C.	Temp.	Turbidity	DO	Salinity	Other
Date: 7-30-09								
Method: Geo pump								
Monitor Reading (ppm): 0.0								
Well Casing Diameter & Material Type: 2" PVC		See Low Flow purge						
Total Well Depth (TD):								
Static Water Level (WL): 2.05			Data Sheet					
One Casing Volume(gal/L):								
Start Purge (hrs): 1220								
End Purge (hrs): 1352								
Total Purge Time (min): 87								
Total Vol. Purged (gal/L): 3.0								

SAMPLE COLLECTION INFORMATION:

Analysis	Preservative	Container Requirements	Collected
VOCs	HCl	3 - 40 ml VOA	✓
Total ppm	HNO3	1 - 500 ml Poly	✓
Diss ppm	HNO3	1 - 500 ml Poly	✓
1,4 Dioxane	ICE	2 - 1L Ambers	✓

OBSERVATIONS / NOTES:

Circle if Applicable:

MS/MSD —

Duplicate ID No.: —

Signature(s): [signature]

LOW FLOW PURGE DATA SHEET

PROJECT SITE NAME: Middle River Center
PROJECT NUMBER: 112I-02221

WELL ID.: MRC-MW12A-073009
DATE: 7-30-09

Time (Hrs.)	Water Level (Ft. below TOC)	Flow (mL/Min.)	pH (S.U.)	S. Cond. (mS/cm)	Turb. (NTU)	DO (mg/L)	Temp. (Celcius)	ORP mV	Salinity % or ppt	Comments
1220	2.05	—	—	—	—	—	—	—	—	Initial, no odor
1222	2.80	300	5.63	99.9	>999	0.68	21.49	-79	4.0	Brown water with particles
1227	3.80	200	5.43	23.3	>999	2.03	20.45	-57	1.5	↓
1232	4.40	170	5.26	9.94	>999	3.26	20.25	-25	1.6	↓
1237	4.40	170	5.25	15.0	500	1.94	20.47	-25	0.9	Cloudy water
1242	4.45	170	5.26	9.6	220	1.85	20.78	-26	0.6	↓
1247	4.45	170	5.28	3.7	170	1.80	20.96	-25	0.2	↓
1252	4.45	170	5.31	2.0	100	1.73	21.52	-23	0.1	↓
1257	4.45	170	5.32	2.3	110	1.60	20.64	-16	0.1	↓
1302	4.45	170	5.31	2.2	180	1.81	20.87	-9	0.1	↓
1307	4.45	170	5.30	2.6	180	1.52	20.46	-1	0.1	↓
1312	4.45	170	5.31	3.3	170	2.41	20.60	-1	0.2	↓
1317	4.45	170	5.36	3.4	168	2.00	20.58	-1	0.2	↓
1322	4.45	170	5.45	3.4	55	2.03	20.76	-7	0.2	Slightly Cloudy
1327	4.45	170	5.52	2.9	40	1.97	20.91	-24	0.2	↓
1332	4.45	170	5.59	2.3	32	1.94	20.69	-35	0.1	↓
1337	4.45	170	5.68	1.07	29	1.86	20.00	-47	0.1	↓
1342	4.45	170	5.73	1.00	30	1.77	19.93	-55	0.1	↓
1347	4.45	170	5.75	0.99	31	1.80	19.90	-60	0.1	↓
1352	4.45	170	5.76	0.99	32	1.79	19.93	-62	0.1	↓
	←	Well parameter		Stabilize				→		
	←	Sampling		Begins				→		

SIGNATURE(S): Nab

Tetra Tech NUS, Inc.

GROUNDWATER SAMPLE LOG SHEET

Project Site Name: Middle River Center
Project No.: 112ICO2221

[] Domestic Well Data
[X] Monitoring Well Data
[] Other Well Type:
[] QA Sample Type:

Sample ID No.: MRC-MW12B-073009
Sample Location: MW12B
Sampled By: WP
C.O.C. No.:
Type of Sample:
[] Low Concentration
[] High Concentration

SAMPLING DATA:

	Color	pH	S.C.	Temp.	Turbidity	DO	Salinity	Other
Date: 7-30-09	(Visual)	(S.U.)	(mS/cm)	(^{0}C)	(NTU)	(mg/l)	(%)	ORP
Time: 1044								
Method: Geo pump	Slightly	5.81	0.584	18.23	16	1.69	0.0	-26

PURGE DATA:

	Volume	pH	S.C.	Temp.	Turbidity	DO	Salinity	Other
Date: 7-30-09								
Method: Geo pump								
Monitor Reading (ppm): 0.0								
Well Casing Diameter & Material Type: 2" PVC		See Low Flow Purge Data Sheet						
Total Well Depth (TD):								
Static Water Level (WL): 2.95								
One Casing Volume(gal/L):								
Start Purge (hrs): 0837								
End Purge (hrs): 1039								
Total Purge Time (min): 122								
Total Vol. Purged (gal/L): 3.5								

SAMPLE COLLECTION INFORMATION:

Analysis	Preservative	Container Requirements	Collected
VOCs	HCl	3 - 40 ml VOA	✓
Total PPM	HNO3	1 - 500 ml Poly	✓
Diss PPM	HNO3	1 - 500 ml Poly	✓
1,4 Dioxane	ICE	2 - 1L Ambers	✓

OBSERVATIONS / NOTES:

well did not stabilize after 2hr max purge.

Circle if Applicable:

MS/MSD

Duplicate ID No.:

Signature(s):

Water

LOW FLOW PURGE DATA SHEET

PROJECT SITE NAME: Middle River Center
PROJECT NUMBER: 112 ICO 2221

WELL ID.: MRC-MW12B-073009
DATE: 7-30-09

Time (Hrs.)	Water Level (Ft. below TOC)	Flow (mL/Min.)	pH (S.U.)	S. Cond. (mS/cm)	Turb. (NTU)	DO (mg/L)	Temp. (Celcius)	ORP mV	Salinity % or ppt	Comments
0837	2.95	—	—	—	—	—	—	—	—	Initial, no odor
0839	3.80	300	5.81	99.9	999	1.08	18.65	-31	4.0	LT Brown water
0844	5.00	250	5.70	3.09	999	2.23	18.66	-40	0.2	
0849	5.93	180	5.68	1.16	550	2.04	19.35	-45	0.1	
0854	7.15	180	5.75	0.811	140	1.99	18.78	-52	0.2	
0859	7.60	100	5.77	0.856	90	1.86	19.73	-53	0.1	Slightly Cloudy
0904	8.30	100	5.83	0.809	90	1.84	20.00	-58	0.0	
0909	8.90	100	5.84	0.759	50	1.97	19.29	-57	0.0	
0914	9.60	100	5.84	0.566	39	1.77	19.39	-56	0.0	
0919	10.25	100	5.84	0.536	55	2.06	19.09	-58	0.0	
0924	10.93	100	5.85	0.446	37	1.77	18.99	-58	0.0	
0934	12.20	100	5.90	0.999	34	1.68	18.67	-57	0.0	
0944	13.40	100	5.82	0.674	31	1.68	18.55	-53	0.0	
0954	14.70	100	5.84	0.438	17	1.76	18.65	-50	0.0	
1004	15.85	100	5.84	0.399	13	1.60	18.38	-46	0.0	
1014	17.00	100	5.84	0.445	11	1.59	18.39	-42	0.0	
1024	18.05	100	5.84	0.438	12	1.75	18.49	-36	0.0	
1029	18.60	100	5.82	0.340	17	1.81	18.44	-34	0.0	
1034	19.10	100	5.81	0.884	15	1.67	18.27	-28	0.0	
1039	19.70	100	5.81	0.584	16	1.69	18.23	-26	0.0	

Well did not stabilize after 2 hr max purge

← Sampling Begins →

SIGNATURE(S): [signature]

Tetra Tech NUS, Inc.

GROUNDWATER SAMPLE LOG SHEET

Project Site Name: Middle River Center
Project No.: 112IC02221

[] Domestic Well Data
[X] Monitoring Well Data
[] Other Well Type:
[] QA Sample Type:

Sample ID No.: MRC-MW14A-073009
Sample Location: MW14A
Sampled By: MP
C.O.C. No.:
Type of Sample:
[] Low Concentration
[] High Concentration

SAMPLING DATA:

	Color	pH	S.C.	Temp.	Turbidity	DO	Salinity	Other
Date: 7-30-09	(Visual)	(S.U.)	(mS/cm)	(^{0}C)	(NTU)	(mg/l)	(%)	ORP
Time: 1520								
Method: Geo Pump	Clear	5.57	2.06	22.55	5.2	1.51	0.1	-46

PURGE DATA:

	Volume	pH	S.C.	Temp.	Turbidity	DO	Salinity	Other
Date: 7-30-09								
Method: Geo Pump								
Monitor Reading (ppm): 0.4								
Well Casing Diameter & Material Type: 2" PVC			See Low Flow Purge Data Sheet					
Total Well Depth (TD):								
Static Water Level (WL): 5.25								
One Casing Volume(gal/L):								
Start Purge (hrs): 1427								
End Purge (hrs): 1515								
Total Purge Time (min): 47								
Total Vol. Purged (gal/L): 1.5								

SAMPLE COLLECTION INFORMATION:

Analysis	Preservative	Container Requirements	Collected
VOCs	HCl	3 - 40 ml VOA	✓
Total PPM	HNO3	1 - 500 ml Poly	✓
Disc PPM	HNO3	1 - 500 ml Poly	✓
1,4 Dioxane	ICE	2 - 1L Ambers	✓

OBSERVATIONS / NOTES:

Circle if Applicable:

MS/MSD

Duplicate ID No.:

Signature(s):

Walt Pa

LOW FLOW PURGE DATA SHEET

PROJECT SITE NAME: Middle River Center
PROJECT NUMBER: 112IC0222

WELL ID.: MRC-MW14A-073009
DATE: 7-30-09

Time (Hrs.)	Water Level (Ft. below TOC)	Flow (mL/Min.)	pH (S.U.)	S. Cond. (mS/cm)	Turb. (NTU)	DO (mg/L)	Temp. (Celcius)	ORP mV	Salinity % or ppt	Comments
1427	5.25	—	—	—	—	—	—	—	—	Initial, no odor
1430	5.45	300	5.56	99.9	140	0.91	22.65	-31	4.6	Cloudy water mtl Small particles
1435	5.70	200	5.52	70.9	38	1.52	21.99	-38	4.6	Slightly cloudy
1440	5.91	240	5.51	15.3	19	1.77	21.95	-39	0.5	↓
1445	6.10	180	5.51	5.06	12	1.71	22.24	-38	0.3	↓
1450	6.23	160	5.53	4.33	6.1	1.64	22.77	-41	0.2	Clean water
1455	6.35	160	5.56	3.29	5.2	1.60	22.62	-44	0.2	↓
1500	6.50	160	5.57	2.40	4.3	1.57	22.28	-46	0.1	↓
1505	6.60	100	5.57	2.06	5.3	1.55	22.48	-47	0.1	↓
1510	6.63	100	5.57	2.02	5.1	1.52	22.50	-46	0.1	↓
1515	6.66	100	5.57	2.02	5.2	1.51	22.55	-46	0.1	↓
	←	—	Well	Parameters		Stabilize	—	—	→	
	←	—	—	Sampling		Begins	—	—	→	

SIGNATURE(S): Walt Pe

Tetra Tech NUS, Inc.

GROUNDWATER SAMPLE LOG SHEET

Page___ of___

Project Site Name: LMC-MRC
Project No.: 112IC02221

Sample ID No.: MRC-MWHB-082709
Sample Location: LMC-MRC
Sampled By: DLM
C.O.C. No.:
Type of Sample:
[] Low Concentration
[] High Concentration

[] Domestic Well Data
[X] Monitoring Well Data
[] Other Well Type:
[] QA Sample Type:

SAMPLING DATA:

Date: 8/27/09	Color	pH	S.C.	Temp.	Turbidity	DO	Salinity	Other
Time: 0925	(Visual)	(S.U.)	(mS/cm)	(^{0}C)	(NTU)	(mg/l)	(%)	ORP
Method: Low Flow	Yellowish Cloudy	6.89	0.438	19.57	36	6.16	0.0	-158

PURGE DATA:

Date: 8/27/09	Volume	pH	S.C.	Temp.	Turbidity	DO	Salinity	Other
Method: Low Flow								
Monitor Reading (ppm): N/A								
Well Casing Diameter & Material Type: 2" PVC								
Total Well Depth (TD): 29.85								
Static Water Level (WL): 5.05								
One Casing Volume(gal/L): 4.22								
Start Purge (hrs): 0853								
End Purge (hrs): 1016								
Total Purge Time (min):								
Total Vol. Purged (gal/L): 29gl								

SAMPLE COLLECTION INFORMATION:

Analysis	Preservative	Container Requirements	Collected
VOC+TIC	HCl	3-40mL vials	✓
1,4-Dioxane	—	2-1L amber bottles	✓
Total Metals	HNO_3	1-500mL plastic bottle	✓
Dissolved Metals	HNO_3	1-500mL plastic bottle	✓
Dissolved Gasses	HCl	3-40mL vials	✓
Ammonia-N	H_2SO_4	1-250mL plastic bottle	✓
Alk, TDS, Anions	—	1-1L plastic bottle	✓
Fe/K/Mn	HNO_3	1-250mL plastic bottle	✓
DOC	H_2SO_4	2-40mL vials	✓

OBSERVATIONS / NOTES:

Circle if Applicable:

MS/MSD | Duplicate ID No.:

Signature(s):

Dawn L MacKinnon

LOW FLOW PURGE DATA SHEET

PROJECT SITE NAME: LMC-MRC
PROJECT NUMBER: 112 ICO2221
WELL ID.: MRC-MW14B-082709
DATE: 8/27/09

Time (Hrs.)	Water Level (Ft. below TOC)	Flow (mL/Min.)	pH (S.U.)	S. Cond. (mS/cm)	Turb. (NTU)	DO (mg/L)	Temp. (Celcius)	ORP mV	Salinity % or ppt	Comments
		0.1	3%	10	10%	10%	10%	10%	10%	
0853	5.05	-	-	-	-	-	-	-	-	Began Purge
0855	5.44	120	6.75	0.404	70	6.69	20.16	-177	0.0	
0900	5.39	120	7.01	0.404	60	6.35	20.22	-192	0.0	
0905	5.39	120	7.13	0.406	55	6.23	20.20	-198	0.0	
0910	5.41	120	7.18	0.413	45	6.15	19.95	-196	0.0	
0915	5.43	120	7.09	0.420	39	6.08	19.93	-183	0.0	
0920	5.45	120	6.98	0.434	37	6.10	19.79	-167	0.0	
0925	5.46	120	6.89	0.438	36	6.16	19.57	-158	0.0	Sample
1016	5.68	-	-	-	-	-	-	-	-	End Purge

SIGNATURE(S): Dawn L Markley

Tetra Tech NUS, Inc.

GROUNDWATER SAMPLE LOG SHEET

Project Site Name: Middle River Center
Project No.: 112IC02221

Sample ID No.: MRC-MW14C-083109
Sample Location: MW14C
Sampled By: MP
C.O.C. No.:

[] Domestic Well Data
[X] Monitoring Well Data
[] Other Well Type:
[] QA Sample Type:

Type of Sample:
[] Low Concentration
[] High Concentration

SAMPLING DATA:

	Color	pH	S.C.	Temp.	Turbidity	DO	Salinity	Other
Date: 8-31-09	(Visual)	(S.U.)	(mS/cm)	(^{0}C)	(NTU)	(mg/l)	(%)	ORP
Time: 1158								
Method: Whale pump	Cloudy	6.11	0.140	16.85	120	4.00	0.0	-60

PURGE DATA:

	Volume	pH	S.C.	Temp.	Turbidity	DO	Salinity	Other
Date: 8-31-09								
Method: Whale pump								
Monitor Reading (ppm): 0.0								
Well Casing Diameter & Material Type: 2" PVC		SEE Low Flow Purge Data Sheet						
Total Well Depth (TD):								
Static Water Level (WL): 7.30								
One Casing Volume(gal/L):								
Start Purge (hrs): 0951								
End Purge (hrs): 1153								
Total Purge Time (min): 122								
Total Vol. Purged (gal/L): 11.0								

SAMPLE COLLECTION INFORMATION:

Analysis	Preservative	Container Requirements	Collected
VOCs	HCl	3 - 40 ml VOA	✓
Total ppm	HNO3	1 - 500 ml Poly	✓
Diss ppm	HNO3	1 - 500 ml Poly	✓
1,4 Dioxane	ICE	2 - 1L Ambers	✓

OBSERVATIONS / NOTES:

Circle if Applicable:

MS/MSD

Duplicate ID No.:

Signature(s):

LOW FLOW PURGE DATA SHEET

PROJECT SITE NAME: Middle River Center
PROJECT NUMBER: 112IC02221

WELL ID.: MRC-mw14C-083109
DATE: 8-31-09

Time (Hrs.)	Water Level (Ft. below TOC)	Flow (mL/Min.)	pH (S.U.)	S. Cond. (mS/cm)	Turb. (NTU)	DO (mg/L)	Temp. (Celcius)	ORP mV	Salinity % or ppt	Comments
0951	7.30	—	—	—	—	—	—	—	—	Initial, no odor
0953	9.80	300	5.23	0.90	180	6.78	16.46	31	0.0	Cloudy Water
0958	11.20		5.32	0.90	170	4.75	16.83	10	0.0	
1003	11.50		5.50	0.90	170	4.64	16.72	-3	0.0	
1008	11.50		5.72	0.90	170	4.11	16.69	-20	0.2	
1013	11.50		5.78	0.90	160	4.27	16.61	-30	0.2	
1018	11.50		5.99	0.90	180	3.98	16.58	-40	0.0	
1023	11.60		6.14	0.90	240	3.89	16.78	-49	0.0	
1028	11.60		6.13	0.90	800	3.92	16.82	-50	0.0	
1033	11.60		6.11	0.90	>999	3.93	16.76	-52	0.0	
1038	11.60		5.87	0.738	>999	4.07	16.57	-42	0.0	
1048	11.60		5.99	0.528	800	4.00	16.68	-51	0.0	
1058	11.80		6.08	0.323	550	4.01	16.72	-55	0.0	
1108	11.80		6.06	0.221	360	4.02	16.54	-56	0.0	
1118	11.80		6.06	0.183	250	3.98	16.74	-59	0.0	
1128	11.80		6.07	0.163	200	4.01	16.62	-58	0.0	
1138	11.80		6.10	0.144	160	3.98	16.91	-60	0.0	
1148	11.80		6.10	0.142	140	4.02	16.78	-61	0.0	
1153	11.80		6.11	0.140	120	4.00	16.85	-60	0.0	

2hr Max purge pure work plan →

Sampling Begins →

SIGNATURE(S): [signature]

Tetra Tech NUS, Inc.

GROUNDWATER SAMPLE LOG SHEET

Project Site Name: Middle River Center
Project No.: 1125C02221

Sample ID No.: MRC-MW15A-082709
Sample Location: MW15A
Sampled By: VP
C.O.C. No.:
Type of Sample:
[] Low Concentration
[] High Concentration

[] Domestic Well Data
[X] Monitoring Well Data
[] Other Well Type:
[] QA Sample Type:

SAMPLING DATA:

Date: 8-27-09	Color	pH	S.C.	Temp.	Turbidity	DO	Salinity	Other
Time: 1410	(Visual)	(S.U.)	(mS/cm)	(^{0}C)	(NTU)	(mg/l)	(%)	ORP
Method: Geo pump	Clear	5.94	4.77	25.45	3.9	2.76	0.3	-15

PURGE DATA:

Date: 8-27-09	Volume	pH	S.C.	Temp.	Turbidity	DO	Salinity	Other
Method: Geo pump								
Monitor Reading (ppm): 0.0								
Well Casing Diameter & Material Type: 2" PVC			See Low Flow Purge Data Sheet					
Total Well Depth (TD):								
Static Water Level (WL): Top of PVC								
One Casing Volume(gal/L):								
Start Purge (hrs): 1314								
End Purge (hrs): 1405								
Total Purge Time (min): 51								
Total Vol. Purged (gal/L): 2.5								

SAMPLE COLLECTION INFORMATION:

Analysis	Preservative	Container Requirements	Collected
VOCs	HCl	3 - 40 ml VOA	✓
Total RPM	HNO3	1 - 500 ml Poly	✓
Diss RPM	HNO3	1 - 500 ml Poly	✓
1,4 Dioxane	ICE	2 - 16 Amb Vials	✓

OBSERVATIONS / NOTES:

Circle if Applicable:

MS/MSD | Duplicate ID No.:

Signature(s):

Wade Pe

LOW FLOW PURGE DATA SHEET

PROJECT SITE NAME: Middle River Center
PROJECT NUMBER: 112IC0221

WELL ID.: MRC-MW15A-082709
DATE: 8-27-09

Time (Hrs.)	Water Level (Ft. below TOC)	Flow (mL/Min.)	pH (S.U.)	S. Cond. (mS/cm)	Turb. (NTU)	DO (mg/L)	Temp. (Celcius)	ORP mV	Salinity % or ppt	Comments
1314	Top of Pvc	—	—	—	—	—	—	—	—	Initial, no odor
1315		300	5.92	4.75	200	6.40	24.47	-23	0.2	Cloudy water
1320		180	5.86	10.1	70	4.04	24.81	-21	0.6	Slightly cloudy
1325		180	5.88	9.89	19	3.56	25.00	-23	1.1	↓
1330		180	6.01	9.99	9.2	3.04	25.14	-31	0.3	Clear water
1335		180	6.01	9.89	5.4	3.05	25.27	-33	0.7	
1340		180	6.02	9.99	4.6	2.00	25.23	-33	0.6	
1345		180	6.01	7.80	4.0	2.86	25.32	-31	0.4	
1350		180	6.00	6.28	4.1	2.81	25.35	-26	0.3	
1355		180	5.97	4.90	4.0	2.78	25.40	-21	0.3	
1400		180	5.95	4.84	4.0	2.75	25.45	-16	0.3	
1405	↓	180	5.94	4.77	3.9	2.76	25.45	-15	0.3	↓
			Well	Parameters		Stabilized		↑		
		—	—	Sampling	Begins	—	—	—		

SIGNATURE(S): _____

Tetra Tech NUS, Inc.

GROUNDWATER SAMPLE LOG SHEET

Project Site Name: Middle River Center
Project No.: 112IC02221

[] Domestic Well Data
[X] Monitoring Well Data
[] Other Well Type:
[] QA Sample Type:

Sample ID No.: MRC-MW16A-082709
Sample Location: MW16A
Sampled By: up
C.O.C. No.:
Type of Sample:
[] Low Concentration
[] High Concentration

SAMPLING DATA:

	Color (Visual)	pH (S.U.)	S.C. (mS/cm)	Temp. (^{0}C)	Turbidity (NTU)	DO (mg/l)	Salinity (%)	Other
Date: 8-27-09								
Time: 1647								
Method: Geo pump	Clear	4.35	2.15	24.00	1.0	2.88	0.1	277

PURGE DATA:

	Volume	pH	S.C.	Temp.	Turbidity	DO	Salinity	Other
Date: 8-27-09								
Method: Geo pump								
Monitor Reading (ppm): 0.0								
Well Casing Diameter & Material Type: 2" PVC			See Low Flow Purge					
Total Well Depth (TD):								
Static Water Level (WL): 1.00			Data Sheet					
One Casing Volume(gal/L):								
Start Purge (hrs): 1440								
End Purge (hrs): 1642								
Total Purge Time (min): 122								
Total Vol. Purged (gal/L): 3.5								

SAMPLE COLLECTION INFORMATION:

Analysis	Preservative	Container Requirements	Collected
VOCs	HCl	3 - 40 ml VOA	✓
Total PPM	HNO3	1 - 500 ml Poly	✓
Diss PPM	HNO3	1 - 500 ml Poly	✓
1,4 Dioxane	ICE	2 - 1L Ambers	✓

OBSERVATIONS / NOTES:

2 hr max purge pure work plan well did not stabilize.

Circle if Applicable:

MS/MSD

Duplicate ID No.:

Signature(s): [signature]

LOW FLOW PURGE DATA SHEET

PROJECT SITE NAME: Middle River Center
PROJECT NUMBER: 112IC02221

WELL ID.: MRC-MW16A-082209
DATE: 8-27-09

Time (Hrs.)	Water Level (Ft. below TOC)	Flow (mL/Min.)	pH (S.U.)	S. Cond. (mS/cm)	Turb. (NTU)	DO (mg/L)	Temp. (Celcius)	ORP mV	Salinity % or ppt	Comments
1440	1.00	—	—	—	—	—	—	—	—	Initial, no odor
1442	1.40	300	4.83	17.0	17	6.45	23.12	224	0.8	Slightly cloudy
1447	2.10	160	4.27	18.2	10	3.72	24.00	267	1.1	
1452	2.75	160	4.26	9.0	5.8	3.15	25.35	281	1.1	Clear water
1457	3.25	100	4.34	9.0	6.7	3.08	25.64	279	1.1	
1502	3.35	100	4.35	9.0	5.1	3.11	25.25	284	0.3	
1507	3.60	100	4.32	7.14	4.3	2.91	25.31	293	0.4	
1512	3.80	100	4.33	9.99	2.8	2.99	24.82	300	0.3	
1517	4.00	100	4.37	9.0	2.6	2.84	24.96	297	0.8	
1522	4.20	100	4.42	9.0	2.4	2.98	24.91	298	0.7	
1527	4.40	100	4.50	9.0	2.1	3.64	24.73	291	0.7	
1537	4.90	100	4.20	1.52	1.2	4.63	24.35	278	0.1	
1547	5.40	100	4.86	2.28	0.25	4.50	24.47	249	0.1	
1557	6.10	100	4.56	9.99	0.75	3.76	24.39	291	0.2	
1607	6.40	100	4.54	9.99	0.80	3.68	24.56	289	0.5	
1617	6.85	100	4.38	9.99	0.85	3.27	24.23	290	0.7	
1627	7.30	100	4.35	4.36	1.0	3.05	24.15	281	0.2	
1637	7.80	100	4.35	2.53	1.1	2.90	24.16	278	0.1	
1642	8.00	100	4.35	2.15	1.0	2.88	24.00	277	0.1	

← 2 hr max purge pure Work Plan →

← Sampling Begins →

SIGNATURE(S): [signature]

PAGE 2 OF 2

Tetra Tech NUS, Inc.

GROUNDWATER SAMPLE LOG SHEET

Project Site Name: middle River Center
Project No.: 112IC02221

[] Domestic Well Data
[X] Monitoring Well Data
[] Other Well Type:
[] QA Sample Type:

Sample ID No.: MRC-MW17A-073109
Sample Location: MW17A
Sampled By: MP
C.O.C. No.:
Type of Sample:
[] Low Concentration
[] High Concentration

SAMPLING DATA:

	Color	pH	S.C.	Temp.	Turbidity	DO	Salinity	Other
Date: 7-31-09								
Time: 0922	(Visual)	(S.U.)	(mS/cm)	(^{0}C)	(NTU)	(mg/l)	(%)	ORP
Method: Geo Pump	Clear	5.52	3.90	21.45	6.7	1.54	0.2	-52

PURGE DATA:

	Volume	pH	S.C.	Temp.	Turbidity	DO	Salinity	Other
Date: 7-31-09								
Method: Geo Pump								
Monitor Reading (ppm): 0-0								
Well Casing Diameter & Material Type: 2" PVC			See Low Flow Purge Data Sheet					
Total Well Depth (TD):								
Static Water Level (WL): 7.10								
One Casing Volume(gal/L):								
Start Purge (hrs): 0828								
End Purge (hrs): 0917								
Total Purge Time (min): 48								
Total Vol. Purged (gal/L): 2.0								

SAMPLE COLLECTION INFORMATION:

Analysis	Preservative	Container Requirements	Collected
VOCs	HCl	3 - 40 ml VOA	✓
Total ppm	HNO3	1 - 500 ml Poly	✓
Diss ppm	HNO3	1 - 500 ml Poly	✓
1,4 Dioxane	ICE	2 - 1L Ambers	✓

OBSERVATIONS / NOTES:

Circle if Applicable:

MS/MSD	Duplicate ID No.:
—	

Signature(s):

LOW FLOW PURGE DATA SHEET

PROJECT SITE NAME: Middle River Center
PROJECT NUMBER: 112ICO2221

WELL ID.: MRC-MW17A-073109
DATE: 7-31-09

Time (Hrs.)	Water Level (Ft. below TOC)	Flow (mL/Min.)	pH (S.U.)	S. Cond. (mS/cm)	Turb. (NTU)	DO (mg/L)	Temp. (Celcius)	ORP mV	Salinity % or ppt	Comments
0828	7.10	—	—	—	—	—	—	—	—	Initial, no addon
0832	7.40	300	5.34	99.9	200	1.51	20.80	-10	4.0	Cloudy water
0837	7.60	200	5.40	21.2	60	2.03	20.77	-21	1.5	Slightly cloudy
0842	7.50	180	5.43	12.4	29	1.85	21.34	-25	0.8	↓
0847	7.50	180	5.45	9.2	19	1.80	21.40	-27	0.6	↓
0852	7.50	180	5.46	5.39	16	1.74	21.37	-28	0.3	↓
0857	7.50	180	5.47	4.63	12	1.66	21.41	-30	0.3	↓
0902	7.50	180	5.48	4.16	8.9	1.63	21.36	-35	0.2	Clean water
0907	7.50	180	5.49	3.93	6.7	1.59	21.36	-43	0.2	↓
0912	7.50	180	5.51	3.88	6.5	1.57	21.40	-48	0.2	↓
0917	7.50	180	5.52	3.90	6.7	1.54	21.45	-52	0.2	↓
	←	—	Well	Parameters		Stabilized		→		
	←	—	—	Sampling	Begins	→				

SIGNATURE(S): Nate R

Tetra Tech NUS, Inc.

GROUNDWATER SAMPLE LOG SHEET

Project Site Name: Middle River Center
Project No.: 112 IC02221

[] Domestic Well Data
[X] Monitoring Well Data
[] Other Well Type:
[] QA Sample Type:

Sample ID No.: MRC-MW19A-072909
Sample Location: MW19A
Sampled By: MP
C.O.C. No.:
Type of Sample:
[] Low Concentration
[] High Concentration

SAMPLING DATA:

	Color (Visual)	pH (S.U.)	S.C. (mS/cm)	Temp. (^{0}C)	Turbidity (NTU)	DO (mg/l)	Salinity (%)	Other
Date: 7-29-09								
Time: 1258								Orp
Method: Geo Pump	Cloudy	3.67	4.94	24.53	190	4.03	0.2	409

PURGE DATA:

	Volume	pH	S.C.	Temp.	Turbidity	DO	Salinity	Other
Date: 7-29-09								
Method: Geo Pump								
Monitor Reading (ppm): 0.0								
Well Casing Diameter & Material		See Low Flow Purge						
Type: 2" PVC								
Total Well Depth (TD):			Data Sheet					
Static Water Level (WL): 6.80								
One Casing Volume(gal/L):								
Start Purge (hrs): 1052								
End Purge (hrs): 1253								
Total Purge Time (min): 121								
Total Vol. Purged (gal/L): 3.5								

SAMPLE COLLECTION INFORMATION:

Analysis	Preservative	Container Requirements	Collected
VOCs	HCl	3 - 40 ml VOA	✓
Total PPM	HNO3	1 - 500 ml Poly	✓
Diss PPM	HNO3	1 - 500 ml Poly	✓
1,4 Dioxane	ICE	2 - 1L Ambers	✓

OBSERVATIONS / NOTES:

Well did not stabilize after 2 hr purge. Collect Sample ~~Purge~~ Pure Work Plan.

Circle if Applicable:

MS/MSD	Duplicate ID No.:
—	—

Signature(s): [signature]

LOW FLOW PURGE DATA SHEET

PROJECT SITE NAME: Middle River Center
PROJECT NUMBER: 112IC02221

WELL ID.: MRC-MW19A-072909
DATE: 7-29-09

Time (Hrs.)	Water Level (Ft. below TOC)	Flow (mL/Min.)	pH (S.U.)	S. Cond. (mS/cm)	Turb. (NTU)	DO (mg/L)	Temp. (Celcius)	ORP mV	Salinity % or ppt	Comments
1052	6.60	—	—	—	—	—	—	—	—	Initial, no odor
1053	7.40	300	3.88	99.9	120	1.17	24.85	354	4.0	Cloudy water
1058	7.75	250	3.69	99.9	55	1.13	24.11	384	4.0	Slightly cloudy
1103	7.95	180	3.69	99.9	65	1.08	24.72	387	4.0	
1108	8.30	180	3.69	99.9	55	1.13	24.53	396	4.0	
1113	8.55	150	3.69	99.9	60	1.10	25.37	397	4.0	
1118	8.70	150	3.70	82.8	55	2.83	25.42	400	4.0	
1123	8.95	150	3.68	45.1	40	3.40	25.25	403	3.2	
1128	9.10	150	3.68	33.0	35	3.56	24.95	405	2.5	
1133	9.35	150	3.70	50.1	29	3.24	25.17	404	3.4	
1138	9.50	100	3.72	80.0	25	2.69	25.35	401	4.0	
1143	9.70	100	3.74	11.0	23	3.80	25.24	400	0.7	
1148	9.90	100	3.73	5.71	22	3.91	25.18	400	0.2	
1153	10.15	100	3.71	2.53	22	3.98	25.02	402	0.1	
1158	10.30	100	3.70	7.43	20	4.32	25.09	402	2.5	
1203	10.65	100	3.65	99.9	29	1.22	24.86	412	4.0	
1218	11.00	100	3.64	3.74	75	4.65	24.50	413	0.2	
1228	11.50	100	3.64	0.785	110	4.83	24.52	412	0.0	
1238	11.95	100	3.66	99.9	95	1.15	24.43	410	4.0	
1243	12.20	100	3.67	99.9	120	0.94	24.48	410	4.0	
1248	12.50	100	3.67	99.9	170	1.84	24.50	409	4.0	Cloudy water
1253	12.75	100	3.67	4.94	190	4.03	24.53	409	0.2	
	← Well did not Stabilize ? hr max Purge limit →									
	← Begin Sampling →									

SIGNATURE(S): Wat

Tetra Tech NUS, Inc.

GROUNDWATER SAMPLE LOG SHEET

Project Site Name: Middle River Center
Project No.: 112IC02221

Sample ID No.: MRC-MW21A-082409
Sample Location: MW21A
Sampled By: MP
C.O.C. No.:

[] Domestic Well Data
[x] Monitoring Well Data
[] Other Well Type:
[] QA Sample Type:

Type of Sample:
[] Low Concentration
[] High Concentration

SAMPLING DATA:

	Color	pH	S.C.	Temp.	Turbidity	DO	Salinity	Other
Date: 8-24-09	(Visual)	(S.U.)	(mS/cm)	(^{0}C)	(NTU)	(mg/l)	(%)	ORP
Time: 1155								
Method: Geo pump	Slightly	6.50	45.0	24.41	16	3.37	3.0	-103

PURGE DATA:

	Volume	pH	S.C.	Temp.	Turbidity	DO	Salinity	Other
Date: 8-24-09								
Method: Geo pump								
Monitor Reading (ppm): 0.0								
Well Casing Diameter & Material Type: 2" PVC								
Total Well Depth (TD):		See Low Flow Purge Data Sheet						
Static Water Level (WL): 2.50								
One Casing Volume(gal/L):								
Start Purge (hrs): 1032								
End Purge (hrs): 1150								
Total Purge Time (min): 78								
Total Vol. Purged (gal/L): 2.0								

SAMPLE COLLECTION INFORMATION:

Analysis	Preservative	Container Requirements	Collected
VOCs	HCl	3 - 40 ml VOA	✓
Total ppm	HNO3	1 - 500 ml Poly	✓
Diss ppm	HNO3	1 - 500 ml Poly	✓
1,4 Dioxane	ICE	2 - 1L Ambers	✓
Diss Gasses	HCl	3 - 40 ml VOA	✓
Fe/K/Mn	HNO3	1 - 250 ml Poly	✓
DOC	H2SO4	2 - 40 ml VOA	✓
Ammonia - N	H2SO4	1 - 250 ml Poly	✓
Alk, TDS, Anions	ICE	1 - 1L Poly	✓

OBSERVATIONS / NOTES:

Circle if Applicable:

MS/MSD — Duplicate ID No.:

Signature(s):

Walt Foy

LOW FLOW PURGE DATA SHEET

PROJECT SITE NAME: Middle River Center
PROJECT NUMBER: 112FC02221

WELL ID.: MRC-MW21A-082409
DATE: 8-24-09

Time (Hrs.)	Water Level (Ft. below TOC)	Flow (mL/Min.)	pH (S.U.)	S. Cond. (mS/cm)	Turb. (NTU)	DO (mg/L)	Temp. (Celcius)	ORP mV	Salinity % or ppt	Comments
1022	2.90	—	—	—	—	—	—	—	—	Initial, no odor
1035	3.55	250	6.13	99.9	600	1.23	22.07	-62	4.0	Cloudy water
1040	4.25	150	6.31	99.9	280	0.99	22.72	-94	4.0	
1045	4.70	100	6.31	99.9	150	0.96	23.71	-91	4.0	
1050	5.10	100	6.43	99.9	85	0.85	23.89	-101	4.0	Slightly cloudy
1055	5.50	100	6.46	99.9	60	0.80	23.70	-103	4.0	
1100	5.90	100	6.48	99.9	35	0.76	23.57	-106	4.0	
1105	6.30	100	6.48	99.9	23	0.80	23.55	-107	4.0	
1110	6.20	100	6.49	99.9	18	2.06	23.62	-108	4.0	
1115	6.20	100	6.49	99.5	17	2.58	23.75	-109	4.0	
1120	6.20	100	6.50	99.1	16	2.96	23.52	-108	4.0	
1125	6.20	100	6.50	76.4	16	3.00	23.47	-107	4.0	
1130	6.95	100	6.52	65.6	15	3.17	23.46	-106	4.0	
1135	7.20	100	6.50	53.6	16	3.30	23.42	-105	3.5	
1140	7.30	100	6.49	45.9	16	3.36	24.32	-103	3.0	
1145	7.40	100	6.52	44.9	16	3.41	24.38	-104	2.8	
1150	7.50	100	6.50	45.0	16	3.37	24.41	-103	3.0	
		Well Parameters Stabilize								
		Sampling Begins								

SIGNATURE(S): Wes

Tetra Tech NUS, Inc.

GROUNDWATER SAMPLE LOG SHEET

Project Site Name: Middle River Center
Project No.: 117IL02221

Sample ID No.: MRC-MW21B-082409
Sample Location: MW21B
Sampled By: MP
C.O.C. No.:

[] Domestic Well Data
[X] Monitoring Well Data
[] Other Well Type:
[] QA Sample Type:

Type of Sample:
[] Low Concentration
[] High Concentration

SAMPLING DATA:

	Color	pH	S.C.	Temp.	Turbidity	DO	Salinity	Other
Date: 8-24-09	(Visual)	(S.U.)	(mS/cm)	(^{0}C)	(NTU)	(mg/l)	(%)	ORP
Time: 1505								
Method: Geo pump	Slight	5.87	0.959	19.78	24	4.42	0.3	-18

PURGE DATA:

	Volume	pH	S.C.	Temp.	Turbidity	DO	Salinity	Other
Date: 8-24-09								
Method: Geo pump								
Monitor Reading (ppm): 0.0								
Well Casing Diameter & Material Type: 2" PVC		See Low Flow Purge Data Sheet						
Total Well Depth (TD):								
Static Water Level (WL): 10.20								
One Casing Volume(gal/L):								
Start Purge (hrs): 1414								
End Purge (hrs): 1500								
Total Purge Time (min): 46								
Total Vol. Purged (gal/L): 2.0								

SAMPLE COLLECTION INFORMATION:

Analysis	Preservative	Container Requirements	Collected
VOCs	HCl	3 - 40 ml VOA	✓
Total ppm	HNO3	1 - 500 ml Poly	✓
Diss ppm	HNO3	1 - 500 ml Poly	✓
1,4 Dioxane	ICE	2 - 1L Ambers	✓

OBSERVATIONS / NOTES:

Circle if Applicable:

MS/MSD

Duplicate ID No.:

Signature(s):

LOW FLOW PURGE DATA SHEET

PROJECT SITE NAME: Middle River Center
PROJECT NUMBER: 112IC02221

WELL ID.: MRC-MW 21B-092409
DATE: 9-24-09

Time (Hrs.)	Water Level (Ft. below TOC)	Flow (mL/Min.)	pH (S.U.)	S. Cond. (mS/cm)	Turb. (NTU)	DO (mg/L)	Temp. (Celcius)	ORP mV	Salinity % or ppt	Comments
1404	10.20	—	—	—	—	—	—	—	—	Initial, no odor
1415	10.90	300	6.04	27.3	110	9.26	20.11	-43	2.3	Cloudy water
1420	11.45	170	5.38	0.599	65	7.65	19.59	7	0.0	Slightly cloudy
1425	11.60	170	5.51	0.653	65	6.50	20.05	9	0.0	
1430	11.70	170	5.56	0.641	55	5.93	19.79	-1	0.0	
1435	11.75	170	5.72	0.830	36	5.60	19.97	-13	0.0	
1440	11.80	170	5.76	0.999	32	5.18	20.04	-19	0.0	
1445	11.80	170	5.84	0.999	21	4.50	20.02	-20	0.3	
1450	11.85	170	5.86	0.999	24	4.45	19.84	-20	0.3	
1455	11.85	170	5.86	0.999	24	4.44	19.80	-20	0.3	
1500	11.85	170	5.87	0.999	24	4.42	19.78	-18	0.3	
	← Well Parameters					Stabilize		→		
	←			Sampling		Begins		→		

SIGNATURE(S): [signature]

PAGE 2 OF 2

Tetra Tech NUS, Inc.

GROUNDWATER SAMPLE LOG SHEET

Project Site Name: Middle River Center
Project No.: 112 ICO 2221

[] Domestic Well Data
[] Monitoring Well Data
[] Other Well Type:
[] QA Sample Type:

Sample ID No.: MRC-MW23A-073109
Sample Location: MW23A
Sampled By: WD
C.O.C. No.:
Type of Sample:
[] Low Concentration
[] High Concentration

SAMPLING DATA:

	Color (Visual)	pH (S.U.)	S.C. (mS/cm)	Temp. (^{0}C)	Turbidity (NTU)	DO (mg/l)	Salinity (%)	Other
Date: 7-31-09								
Time: 1354								
Method: Geo pump	Clear	5.58	1.53	20.05	11	1.58	0.1	-53

PURGE DATA:

	Volume	pH	S.C.	Temp.	Turbidity	DO	Salinity	Other
Date: 7-31-09								
Method: Geo pump								
Monitor Reading (ppm): 0.0								
Well Casing Diameter & Material Type: 2" PVC		See Low Flow Purge						
Total Well Depth (TD):								
Static Water Level (WL): 7.00			Data Sheet					
One Casing Volume(gal/L):								
Start Purge (hrs): 1253								
End Purge (hrs): 1349								
Total Purge Time (min): 56								
Total Vol. Purged (gal/L): 2.0								

SAMPLE COLLECTION INFORMATION:

Analysis	Preservative	Container Requirements	Collected
VOCs	HCl	3 - 40 ml VOA	✓
Total ppm	HNO3	1 - 500 ml Poly	✓
Diss ppm	HNO3	1 - 500 ml Poly	✓

OBSERVATIONS / NOTES:

Circle if Applicable:

MS/MSD	Duplicate ID No.:
—	—

Signature(s): [signature]

LOW FLOW PURGE DATA SHEET

PROJECT SITE NAME: Middle River Center
PROJECT NUMBER: 112IC02221

WELL ID.: MRC-MW23A-073109
DATE: 7-31-09

Time (Hrs.)	Water Level (Ft. below TOC)	Flow (mL/Min.)	pH (S.U.)	S. Cond. (mS/cm)	Turb. (NTU)	DO (mg/L)	Temp. (Celcius)	ORP mV	Salinity % or ppt	Comments
1253	7.00	—	—	—	—	—	—	—	—	Initial, no odor
1254	7.70	200	5.51	8.04	160	3.12	22.33	-32	3.7	Cloudy water
1259	7.90	200	5.37	65.0	110	2.07	20.06	-32	4.0	
1304	7.65	150	5.39	11.2	70	2.25	21.50	-34	0.7	Slighty Cloudy
1309	7.65	150	5.43	4.25	40	2.19	21.06	-37	0.2	
1314	7.70	150	5.44	2.60	22	1.97	20.59	-38	0.1	
1319	7.70	150	5.44	2.04	17	1.84	20.14	-39	0.1	
1324	7.70	150	5.46	1.78	14	1.80	20.56	-40	0.1	
1329	7.70	150	5.50	1.60	12	1.67	21.08	-45	0.1	
1334	7.70	150	5.54	1.91	11	1.66	20.46	-48	0.1	
1339	7.70	150	5.56	1.55	10	1.65	20.08	-49	0.1	Clear water
1344	7.70	150	5.57	1.55	11	1.60	20.06	-51	0.1	
1349	7.70	150	5.58	1.53	11	1.58	20.05	-53	0.1	
	←	Well Parameters Stabilize							→	
	←	—		Sampling Begins					→	

SIGNATURE(S): [signature]

Tetra Tech NUS, Inc.

GROUNDWATER SAMPLE LOG SHEET

Project Site Name: Middle Creek Center
Project No.: 112IC02221

Sample ID No.: mck-mw24a-080609
Sample Location: MW24A
Sampled By: VP
C.O.C. No.:
Type of Sample:
[] Low Concentration
[] High Concentration

[] Domestic Well Data
[X] Monitoring Well Data
[] Other Well Type:
[] QA Sample Type:

SAMPLING DATA:

	Color	pH	S.C.	Temp.	Turbidity	DO	Salinity	Other
Date: 8-6-09	(Visual)	(S.U.)	(mS/cm)	(^{0}C)	(NTU)	(mg/l)	(%)	ORP
Time: 1130								
Method: Geo pump	Clear	4.54	1.20	20.78	3.4	0.48	NA	286

PURGE DATA:

	Volume	pH	S.C.	Temp.	Turbidity	DO	Salinity	Other
Date: 8-6-09								
Method: Geo pump								
Monitor Reading (ppm): 0.0								
Well Casing Diameter & Material Type: 2" PVC								
Total Well Depth (TD):								
Static Water Level (WL): 7.90								
One Casing Volume(gal/L):								
Start Purge (hrs): 1034								
End Purge (hrs): 1125								
Total Purge Time (min): 51								
Total Vol. Purged (gal/L): 2.0								

See Low Flow Purge Data Sheet

SAMPLE COLLECTION INFORMATION:

Analysis	Preservative	Container Requirements	Collected
VOCs	HCl	3 - 40 ml VOA	✓
Total ppm	HNO3	1 - 500 ml Poly	✓
Diss ppm	HNO3	1 - 500 ml Poly	✓
Diss Gasses	HCl	3 - 40 ml VOA	✓
Ammonia - N	H2SO4	1 - 250 ml Poly	✓
Alk, TDS, Anions	ICE	1 - 1L Poly	✓
Fe/Ca/Mn	HNO3	1 - 250 ml Poly	✓
DOC	H2SO4	2 - 40 ml VOA	✓

OBSERVATIONS / NOTES:

Circle if Applicable:

MS/MSD —

Duplicate ID No.:

Signature(s):

Walt P

LOW FLOW PURGE DATA SHEET

PROJECT SITE NAME: Middle River Center
PROJECT NUMBER: 112R02221

WELL ID.: MRC-MW 24A-080609
DATE: 8-6-09

Time (Hrs.)	Water Level (Ft. below TOC)	Flow (mL/Min.)	pH (S.U.)	S. Cond. (mS/cm)	Turb. (NTU)	DO (mg/L)	Temp. (Celcius)	ORP mV	Salinity % or ppt	Comments
1034	7.80	—	—	—	—	—	—	—	—	Initial, no odor
1035	8.30	250	3.95	1.33	24	3.25	20.23	269	NA	Slightly cloudy
1040	8.35	180	3.92	1.32	11	0.98	20.93	289	NA	↓
1045	8.35	180	3.88	1.32	8.3	0.80	20.83	307	NA	Clear water
1050	8.35	180	3.86	1.31	5.7	0.71	20.83	321	NA	
1055	8.40	180	3.86	1.32	5.2	0.84	20.83	331	NA	
1100	8.40	180	3.88	1.32	4.5	0.57	20.89	334	NA	
1105	8.40	180	3.91	1.32	4.1	0.55	20.90	335	NA	
1110	8.50	180	4.02	1.32	3.3	0.54	20.74	328	NA	
1115	8.50	180	4.50	1.32	3.4	0.49	20.71	290	NA	
1120	8.50	180	4.51	1.31	3.5	0.47	20.75	289	NA	
1125	8.52	180	4.51	1.30	3.4	0.48	20.78	286	NA	↓
	←	—	Well	Parameters		Stabilize		→		
	←	—	—	Sampling		Begins		→		

SIGNATURE(S): Wall

Tetra Tech NUS, Inc.

GROUNDWATER SAMPLE LOG SHEET

Project Site Name: Middle River Center
Project No.: 112IC02221

Sample ID No.: MRC-MW25A-080609
Sample Location: MW25A
Sampled By: VP
C.O.C. No.:

[] Domestic Well Data
[X] Monitoring Well Data
[] Other Well Type:
[] QA Sample Type:

Type of Sample:
[] Low Concentration
[] High Concentration

SAMPLING DATA:

	Color	pH	S.C.	Temp.	Turbidity	DO	Salinity	Other
Date: 8-6-09	(Visual)	(S.U.)	(mS/cm)	(^{0}C)	(NTU)	(mg/l)	(%)	dup
Time: 0940								
Method: Geo pump	clear	5.55	0.491	18.56	8.1	0.89	NA	9

PURGE DATA:

	Volume	pH	S.C.	Temp.	Turbidity	DO	Salinity	Other
Date: 8-6-09								
Method: Geo pump								
Monitor Reading (ppm): 0.0								
Well Casing Diameter & Material Type: 2" PVC								
Total Well Depth (TD):								
Static Water Level (WL): 12.80								
One Casing Volume(gal/L):								
Start Purge (hrs): 0844								
End Purge (hrs): 0935								
Total Purge Time (min): 51								
Total Vol. Purged (gal/L): 2.0								

See Low Flow purge Data Sheet

SAMPLE COLLECTION INFORMATION:

Analysis	Preservative	Container Requirements	Collected
VOCs	HCl	3 - 40 ml VOA	✓
Total ppm	HNO3	1 - 500 ml Poly	✓
Diss ppm	HNO3	1 - 500 ml Poly	✓
Diss gasses	HCl	3 - 40 ml VOA	✓
Ammonia-N	H2SO4	1 - 250 ml Poly	✓
Alk, TDS, Anions	ICE	1 - 1L Poly	✓
Fe/K/Mn	HNO3	1 - 250 ml Poly	✓
DOC	H2SO4	2 - 40 ml VOA	✓

OBSERVATIONS / NOTES:

Circle if Applicable:

MS/MSD

Duplicate ID No.:

Signature(s):

Walt Pe

LOW FLOW PURGE DATA SHEET

PROJECT SITE NAME: Middle River Center
PROJECT NUMBER: 112IC02221

WELL ID.: MRC-MW25A-080609
DATE: 8-6-09

Time (Hrs.)	Water Level (Ft. below TOC)	Flow (mL/Min.)	pH (S.U.)	S. Cond. (mS/cm)	Turb. (NTU)	DO (mg/L)	Temp. (Celcius)	ORP mV	Salinity % or ppt	Comments
0844	12.90	—	—	—	—	—	—	—	—	Initial, no odor
0845	13.40	300	5.62	0.502	110	2.13	18.45	22	NA	Cloudy water
0850	13.80	180	5.51	0.497	55	1.48	18.87	14	NA	Slightly Cloudy
0855	14.05	100	5.48	0.491	34	0.98	19.21	11	NA	
0900	14.32	100	5.47	0.487	28	1.04	18.67	11	NA	
0905	14.65	100	5.49	0.487	17	0.92	18.52	10	NA	
0910	14.95	100	5.57	0.488	11	0.91	18.33	10	NA	Clear water
0915	15.20	100	5.56	0.490	5.7	0.90	18.64	9	NA	
0920	15.35	100	5.54	0.491	8.7	0.90	18.61	9	NA	
0925	15.55	100	5.55	0.493	8.1	0.91	18.62	9	NA	
0930	15.65	100	5.55	0.492	8.3	0.88	18.52	9	NA	
0935	15.75	100	5.55	0.491	8.1	0.89	18.56	9	NA	
	←		Well	Parameters		Stabilize			→	
	←			Sample		Begins			→	

SIGNATURE(S): [signature]

Tetra Tech NUS, Inc.

GROUNDWATER SAMPLE LOG SHEET

Project Site Name: Middle River Center
Project No.: 112ICO 2221

Sample ID No.: mac-mw26A-080408
Sample Location: mw26A
Sampled By: WE
C.O.C. No.:

[] Domestic Well Data
[X] Monitoring Well Data
[] Other Well Type:
[] QA Sample Type:

Type of Sample:
[] Low Concentration
[] High Concentration

SAMPLING DATA:

Date: 8-4-09	Color (Visual)	pH (S.U.)	S.C. (mS/cm)	Temp. (^{0}C)	Turbidity (NTU)	DO (mg/l)	Salinity (%)	Other ORP
Time: 0930								
Method: Geo pump	Clear	4.58	1.53	21.85	6.6	1.88	0.1	115

PURGE DATA:

Date: 8-4-09	Volume	pH	S.C.	Temp.	Turbidity	DO	Salinity	Other
Method: Geo pump								
Monitor Reading (ppm): 0-0								
Well Casing Diameter & Material Type: 2" PVC			See Low Flow Purge Data Sheet					
Total Well Depth (TD):								
Static Water Level (WL): 10.26								
One Casing Volume(gal/L):								
Start Purge (hrs): 0857								
End Purge (hrs): 0925								
Total Purge Time (min): 48								
Total Vol. Purged (gal/L): 1.5								

SAMPLE COLLECTION INFORMATION:

Analysis	Preservative	Container Requirements	Collected
VOCs	HCl	3 - 40 ml VOA	✓
Total RPM	HNO3	1 - 500 ml Poly	✓
Diss RPM	HNO3	1 - 500 ml Poly	✓

OBSERVATIONS / NOTES:

Circle if Applicable:

MS/MSD | Duplicate ID No.:

Signature(s):

WE

LOW FLOW PURGE DATA SHEET

PROJECT SITE NAME: middle River Center
PROJECT NUMBER: 112ICO222

WELL ID.: MRC-MW26A-080409
DATE: 8-4-09

Time (Hrs.)	Water Level (Ft. below TOC)	Flow (mL/Min.)	pH (S.U.)	S. Cond. (mS/cm)	Turb. (NTU)	DO (mg/L)	Temp. (Celcius)	ORP mV	Salinity % or ppt	Comments
0837	10.20	—	—	—	—	—	—	—	—	Initial, no odor
0840	10.40	250	4.55	3.30	360	3.65	21.09	141	0.3	Cloudy water
0845	10.42	180	4.41	31.9	100	2.13	21.17	144	2.0	↓
0850	10.42	180	4.34	9.2	45	2.10	21.41	147	0.6	Slightly cloudy
0855	10.42	180	4.39	2.42	21	1.99	21.07	141	0.1	↓
0900	10.42	180	4.45	1.81	15	1.87	21.01	133	0.1	↓
0905	10.42	180	4.49	1.88	9.3	1.83	21.53	129	0.1	Clear water
0910	10.42	180	4.56	2.24	53	1.93	21.97	121	0.1	Slightly cloudy
0915	10.42	180	4.57	1.90	6.0	1.87	21.93	118	0.1	Clear water
0920	10.42	180	4.57	1.90	6.2	1.86	21.87	118	0.1	↓
0925	10.42	180	4.58	1.93	6.0	1.88	21.85	115	0.1	↓
				well parameters stabilize →						
				Sampling Begins →						

SIGNATURE(S): We

Tetra Tech NUS, Inc.

GROUNDWATER SAMPLE LOG SHEET

Project Site Name: Middle River Center
Project No.: 112IC02221

[] Domestic Well Data
[X] Monitoring Well Data
[] Other Well Type:
[] QA Sample Type:

Sample ID No.: MRC-MW27A-082609
Sample Location: MW27A
Sampled By: VP
C.O.C. No.:
Type of Sample:
[] Low Concentration
[] High Concentration

SAMPLING DATA:

	Color	pH	S.C.	Temp.	Turbidity	DO	Salinity	Other
Date: 8-26-09	(Visual)	(S.U.)	(mS/cm)	(^{0}C)	(NTU)	(mg/l)	(%)	ORP
Time: 0946								
Method: Geo pump	Slightly	5.85	18.1	23.52	12	3.00	0.9	-43

PURGE DATA:

	Volume	pH	S.C.	Temp.	Turbidity	DO	Salinity	Other
Date: 8-26-09								
Method: Geo pump								
Monitor Reading (ppm): 0.0								
Well Casing Diameter & Material Type: 2" PVC		See Low Flow Purge Data Sheet						
Total Well Depth (TD):								
Static Water Level (WL): 9.70								
One Casing Volume(gal/L):								
Start Purge (hrs): 0854								
End Purge (hrs): 0941								
Total Purge Time (min): 47								
Total Vol. Purged (gal/L): 2.0								

SAMPLE COLLECTION INFORMATION:

Analysis	Preservative	Container Requirements	Collected
VOCs	HCl	3 - 40 ml VOA	✓
Total ppm	HNO_3	1 - 500 ml Poly	✓
Diss ppm	HNO_3	1 - 500 ml Poly	✓
Diss Gasses	HCl	3 - 40 ml VOA	✓
DOC	H_2SO_4	2 - 40 ml VOA	✓
Ammonia-N	H_2SO_4	1 - 250 ml Poly	✓
Fe/Ic/Mn	HNO_3	1 - 250 ml Poly	✓
Alk, TDS, Anions	ICE	1 - 1L ~~Amb~~ Poly	✓

OBSERVATIONS / NOTES:

Circle if Applicable:

MS/MSD

Duplicate ID No.:

Signature(s):

Walter R

LOW FLOW PURGE DATA SHEET

PROJECT SITE NAME: Middle River Center
PROJECT NUMBER: 112D00222.1

WELL ID.: MRC-MW27A-082609
DATE: 8-26-09

Time (Hrs.)	Water Level (Ft. below TOC)	Flow (mL/Min.)	pH (S.U.)	S. Cond. (mS/cm)	Turb. (NTU)	DO (mg/L)	Temp. (Celcius)	ORP mV	Salinity % or ppt	Comments
0854	9.70	—	—	—	—	—	—	—	—	Initial, no odor
0856	9.80	250	5.39	99.9	>999	2.16	22.04	-16	4.0	Cloudy water
0901	9.80	150	5.75	66.7	700	2.77	22.40	-44	4.0	↓
0906	9.80	150	5.81	49.2	360	2.85	22.67	-48	3.2	↓
0911	9.80	150	5.84	46.3	95	2.79	22.83	-47	3.0	Slightly Cloudy
0916	9.80	150	5.85	36.8	30	2.88	22.97	-46	2.3	↓
0921	9.80	150	5.85	30.4	16	2.94	23.15	-45	1.9	↓
0926	9.80	150	5.85	22.3	14	3.03	23.26	-45	1.3	↓
0931	9.80	150	5.85	18.5	12	3.05	23.43	-44	1.1	↓
0936	9.80	150	5.85	18.0	12	3.06	23.48	-43	1.0	↓
0941	9.80	150	5.85	18.1	12	3.10	23.52	-43	0.9	↓
	←		Well parameters stabilize					→		
	←		Sampling Begins					→		

SIGNATURE(S): Wade

Tetra Tech NUS, Inc.

GROUNDWATER SAMPLE LOG SHEET

Page___ of ___

Project Site Name: LMC-MRC
Project No.:

[] Domestic Well Data
[X] Monitoring Well Data
[] Other Well Type:
[] QA Sample Type:

Sample ID No.: MW-27B
Sample Location: MRC
Sampled By: DLM/SBC
C.O.C. No.:
Type of Sample:
[] Low Concentration
[] High Concentration

SAMPLING DATA:

	Color (Visual)	pH (S.U.)	S.C. (mS/cm)	Temp. (°C)	Turbidity (NTU)	DO (mg/l)	Salinity (%)	Other
Date: 8/24/09								
Time: 1350								ORP
Method: Low Flow	Yellowish-brown	5.65	94.9	22.22	178	2.88	4.0	98

PURGE DATA:

	Volume	pH	S.C.	Temp.	Turbidity	DO	Salinity	Other
Date: 8/24/09								
Method: Low Flow								
Monitor Reading (ppm): N/A								
Well Casing Diameter & Material								
Type: 2" PVC								
Total Well Depth (TD): 49.08								
Static Water Level (WL): 11.77								
One Casing Volume(gal/L): 6.34								
Start Purge (hrs): 1155								
End Purge (hrs): 1350								
Total Purge Time (min): 115 min								
Total Vol. Purged (gal/L): 3.75 gal								

SAMPLE COLLECTION INFORMATION:

Analysis	Preservative	Container Requirements	Collected
VOC + TIC	HCl	3-40mL glass viles	
Total metals	HNO_3	1-500mL plastic bottle	
Dissolved metals	HNO_3	1-500mL plastic bottle	
Dissolved gasses	HCl	3-40mL glass viles	
Ammonia-N	H_2SO_4	1-250mL plastic bottle	
Alk, TDS, Anions	—	1-liter plastic bottle	
Fe/K/Mn	HNO_3	1-250mL plastic bottle	
DOC	H_2SO_4	2-40mL glass viles	

OBSERVATIONS / NOTES:

Circle if Applicable:

MS/MSD	Duplicate ID No.:

Signature(s): Dawn L Mackey

LOW FLOW PURGE DATA SHEET

PROJECT SITE NAME: LMC-MRC
PROJECT NUMBER:
WELL ID.: MW-27B
DATE: 8/24/09

Time (Hrs.)	Water Level (Ft. below TOC)	Flow (mL/Min.)	pH (S.U.)	S. Cond. (mS/cm)	Turb. (NTU)	DO (mg/L)	Temp. (Celcius)	ORP mV	Salinity % or ppt	Comments
		0.01	3%	10%	10%	10%	10%	10%	10%	
1158	11.77	—	—	—	—	—	—	—	—	Begin Purge
1200	13.72	100	5.84	92.4	N/A	3.38	23.92	-26	4.0	
1205	14.54	100	5.73	99.9	N/A	2.15	25.38	-9	4.0	
1210	15.28	100	5.68	99.9	N/A	2.08	25.42	2	4.0	
1215	16.15	100	5.65	99.9	N/A	2.04	24.34	21	4.0	
1220	17.22	100	5.64	99.9	N/A	1.96	23.65	41	4.0	
1230	18.25	100	5.63	99.9	485	1.92	23.17	60	4.0	
1235	19.24	100	5.63	99.9	334	1.95	23.82	63	4.0	
1240	20.00	100	5.63	99.9	257	1.92	23.50	67	4.0	
1245	20.25	100	5.63	99.9	214	1.98	23.66	70	4.0	
1250	20.81	100	5.63	99.9	172	1.94	23.75	74	4.0	
1255	21.30	100	5.63	99.9	131	2.00	23.85	82	4.0	
1300	22.19	100	5.63	99.9	118	2.01	23.94	89	4.0	
1305	22.38	100	5.63	99.9	107.5	1.95	24.00	91	4.0	
1310	23.15	100	5.63	99.9	106.8	1.95	23.32	94	4.0	
1315	—	100	5.64	88.0	—	—	—	—	—	Flow stopped
1320	23.81	100	5.64	99.9	132	2.24	22.50	94	4.0	
1325	—	100	—	—	—	—	—	—	—	Dead Battery on Horiba.
1330	—	100	5.59	99.9	—	3.50	22.47	103	4.0	
1335	26.38	100	5.62	99.9	128	2.16	22.83	102	4.0	
1340	25.80	100	5.63	99.9	131	2.05	22.87	102	4.0	
1345	27.68	100	5.64	99.9	157	2.12	21.89	100	4.0	
1350	28.18	100	5.65	94.9	178	2.88	22.22	98	4.0	sample. (2 hr. max purge limit)
		—	—	—	—	—	—	—	—	end purge

SIGNATURE(S): Duane L Mathews

Tetra Tech NUS, Inc.

GROUNDWATER SAMPLE LOG SHEET

Project Site Name: Middle River Center
Project No.: 112IC02221

[] Domestic Well Data
[X] Monitoring Well Data
[] Other Well Type:
[] QA Sample Type:

Sample ID No.: MRC-MW29A-080409
Sample Location: MW29A
Sampled By: MP
C.O.C. No.:
Type of Sample:
[] Low Concentration
[] High Concentration

SAMPLING DATA:

Date: 8-4-09	Color	pH	S.C.	Temp.	Turbidity	DO	Salinity	Other
Time: 1102	(Visual)	(S.U.)	(mS/cm)	(^{0}C)	(NTU)	(mg/l)	(%)	ORP
Method: Geo Pump	Clear	4.23	3.59	25.5C	6.5	1.63	0.2	241

PURGE DATA:

Date: 8-4-09	Volume	pH	S.C.	Temp.	Turbidity	DO	Salinity	Other
Method: Geo Pump								
Monitor Reading (ppm): 0.0								
Well Casing Diameter & Material Type: 2" PVC			See Low Flow Purge Data Sheet					
Total Well Depth (TD):								
Static Water Level (WL): 5.20								
One Casing Volume(gal/L):								
Start Purge (hrs): 1000								
End Purge (hrs): 1057								
Total Purge Time (min): 57								
Total Vol. Purged (gal/L): 2.0								

SAMPLE COLLECTION INFORMATION:

Analysis	Preservative	Container Requirements	Collected
VOCs	HCl	3 - 40 ml VOA	✓
Total PPM	HNO3	1 - 500 ml Poly	✓
Diss PPM	HNO3	1 - 500 ml Poly	✓

OBSERVATIONS / NOTES:

Circle if Applicable:

MS/MSD — Duplicate ID No.:

Signature(s):

LOW FLOW PURGE DATA SHEET

PROJECT SITE NAME: middle River Center
PROJECT NUMBER: 112 ICO 2221

WELL ID.: mmc-mw 29A-080409
DATE: 8-4-09

Time (Hrs.)	Water Level (Ft. below TOC)	Flow (mL/Min.)	pH (S.U.)	S. Cond. (mS/cm)	Turb. (NTU)	DO (mg/L)	Temp. (Celcius)	ORP mV	Salinity % or ppt	Comments
1000	5.30	—	—	—	—	—	—	—	—	Initial no odor
1002	5.35	300	5.04	96.5	35	2.38	24.48	174	4.0	Slightly cloudy
1007	5.35	180	4.95	96.0	15	1.71	25.00	193	4.0	
1012	5.35	180	4.97	96.8	9.5	1.54	24.98	232	4.0	clear water
1017	5.35	180	4.41	78.9	7.2	1.39	25.27	245	4.0	
1022	5.35	180	4.39	50.5	6.1	1.57	25.13	244	3.5	
1027	5.35	180	4.36	19.5	7.0	1.63	25.42	240	1.2	
1032	5.35	180	4.35	16.4	5.3	1.65	25.32	240	1.0	
1037	5.35	180	4.33	10.3	4.1	1.66	25.12	238	0.6	
1042	5.35	180	4.31	5.04	3.5	1.67	25.46	238	0.5	
1047	5.35	180	4.29	3.70	6.8	1.64	25.47	240	0.2	
1052	5.35	180	4.25	3.63	6.3	1.64	25.52	240	0.2	
1057	5.35	180	4.23	3.59	6.5	1.63	25.56	241	0.2	
			Well parameters stabilize							
				Sampling Begins						

SIGNATURE(S): Walter Pan

PAGE 2 OF 2

Tetra Tech NUS, Inc.

GROUNDWATER SAMPLE LOG SHEET

Project Site Name: middle River Center
Project No.: 116.IEC 02221

[] Domestic Well Data
[X] Monitoring Well Data
[] Other Well Type:
[] QA Sample Type:

Sample ID No.: MRC-MW 30A-080401
Sample Location: MW 30A
Sampled By: MP
C.O.C. No.:
Type of Sample:
[] Low Concentration
[] High Concentration

SAMPLING DATA:

Date: 8-4-09	Color	pH	S.C.	Temp.	Turbidity	DO	Salinity	Other
Time: 1500	(Visual)	(S.U.)	(mS/cm)	(^{0}C)	(NTU)	(mg/l)	(%)	ORP
Method: Geo pump	Clean	5.64	13.2	25.98	0.98	1.86	1.1	141

PURGE DATA:

Date: 8-4-09	Volume	pH	S.C.	Temp.	Turbidity	DO	Salinity	Other
Method: Geo pump								
Monitor Reading (ppm): 0.0								
Well Casing Diameter & Material Type: 2" PVC		See Low Flow Purge Data Sheet						
Total Well Depth (TD):								
Static Water Level (WL): 1.15								
One Casing Volume(gal/L):								
Start Purge (hrs): 1403								
End Purge (hrs): 1455								
Total Purge Time (min): 52								
Total Vol. Purged (gal/L): 2.0								

SAMPLE COLLECTION INFORMATION:

Analysis	Preservative	Container Requirements	Collected
VOCs	HCl	3 - 40 ml VOA	✓
Total PPM	HNO3	1 - 500 ml Poly	✓
Diss PPM	HNO3	1 - 500 ml Poly	✓

OBSERVATIONS / NOTES:

Circle if Applicable:

MS/MSD

Duplicate ID No.:

Signature(s):

Matt Pe

LOW FLOW PURGE DATA SHEET

PROJECT SITE NAME: Middle River Center
PROJECT NUMBER: 112IC02221

WELL ID.: mrc-mw30A-080409
DATE: 8-4-09

Time (Hrs.)	Water Level (Ft. below TOC)	Flow (mL/Min.)	pH (S.U.)	S. Cond. (mS/cm)	Turb. (NTU)	DO (mg/L)	Temp. (Celcius)	ORP mV	Salinity % or ppt	Comments
1403	1.15	—	—	—	—	—	—	—	—	Initial, no odor
1405	1.40	250	5.42	96.8	15	2.85	26.89	138	4.0	Slightly cloudy
1410	1.40	180	5.41	96.9	3.5	1.88	25.93	141	4.0	Clear water
1415	1.40	180	5.46	96.6	1.5	1.74	25.85	141	4.0	
1420	1.40	180	5.52	96.5	0.75	1.68	25.95	141	4.0	
1425	1.40	180	5.56	96.0	1.0	1.53	25.97	140	4.0	
1430	1.40	180	5.61	98.3	0.80	1.56	26.16	139	4.0	
1435	1.40	180	5.62	37.0	0.60	1.97	26.07	139	2.2	
1440	1.40	180	5.63	22.7	0.90	2.03	26.09	140	1.4	
1445	1.40	180	5.64	13.6	0.95	2.07	26.00	140	1.3	
1450	1.40	180	5.64	13.4	0.95	2.00	25.95	141	1.2	
1455	1.40	180	5.64	13.2	0.96	1.90	25.88	141	1.1	
	←	—	Perf	parameters			Stabilize	→		
	←	—	—	Sampling	Begins			→		

SIGNATURE(S): Wao

Tetra Tech NUS, Inc.

GROUNDWATER SAMPLE LOG SHEET

Project Site Name: Middle River Center
Project No.: 112IC02221

Sample ID No.: MRC-MW34A-082509
Sample Location: MW34A
Sampled By: MP
C.O.C. No.:

[] Domestic Well Data
[X] Monitoring Well Data
[] Other Well Type:
[] QA Sample Type:

Type of Sample:
[] Low Concentration
[] High Concentration

SAMPLING DATA:

	Color	pH	S.C.	Temp.	Turbidity	DO	Salinity	Other
Date: 8-25-09	(Visual)	(S.U.)	(mS/cm)	(^{0}C)	(NTU)	(mg/l)	(%)	ORP
Time: 1510								
Method: Geo pump	Slightly	5.78	0.645	26.68	18	7.39	0.0	212

PURGE DATA:

	Volume	pH	S.C.	Temp.	Turbidity	DO	Salinity	Other
Date: 8-25-09								
Method: Geo pump								
Monitor Reading (ppm): 0.0								
Well Casing Diameter & Material Type: 2" PVC								
Total Well Depth (TD):		See Low Flow Purge						
Static Water Level (WL): 3.60								
One Casing Volume(gal/L):			Data Sheet					
Start Purge (hrs): 1403								
End Purge (hrs): 1505								
Total Purge Time (min): 62								
Total Vol. Purged (gal/L): 3.6								

SAMPLE COLLECTION INFORMATION:

Analysis	Preservative	Container Requirements	Collected
VOCs	HCl	3 - 40 ml VOA	✓
Total ppm	HNO3	1 - 500 ml Poly	✓
Diss ppm	HNO3	1 - 500 ml Poly	✓
Diss Gasses	HCl	3 - 40 ml VOA	✓
DOC	H2SO4	2 - 40 ml VOA	✓
Ammonia-N	H2SO4	1 - 250 ml Poly	✓
Fe/K/Mn	HNO3	1 - 250 ml Poly	✓
Alk, TDS, Anions	ICE	1 - 1L Amber	✓

OBSERVATIONS / NOTES:

Circle if Applicable:

MS/MSD —

Duplicate ID No.:

Signature(s):

Mp

LOW FLOW PURGE DATA SHEET

PROJECT SITE NAME: Middle River Center
PROJECT NUMBER: 112IC02221

WELL ID.: MRC-MW34A-082509
DATE: 8-25-09

Time (Hrs.)	Water Level (Ft. below TOC)	Flow (mL/Min.)	pH (S.U.)	S. Cond. (mS/cm)	Turb. (NTU)	DO (mg/L)	Temp. (Celcius)	ORP mV	Salinity % or ppt	Comments
1403	3.60	—	—	—	—	—	—	—	—	Initial, no odor
1405	3.80	250	5.64	99.9	95	2.38	25.39	184	4.0	Slightly cloudy
1410	3.70	180	5.35	0.590	45	9.36	25.89	213	0.0	
1415	3.70	180	5.34	0.278	34	9.01	26.37	224	0.0	
1420	3.70	180	5.34	0.263	27	8.57	26.46	228	0.0	
1425	3.70	180	5.32	0.405	25	8.10	26.73	231	0.0	
1430	3.70	180	5.32	0.625	25	7.59	26.75	232	0.0	
1435	3.70	180	5.33	0.696	22	7.52	26.71	233	0.0	
1440	3.70	180	5.39	0.643	20	7.48	26.65	230	0.0	
1445	3.70	180	5.45	0.641	18	7.44	26.63	229	0.0	
1450	3.70	180	5.57	0.639	18	7.43	26.58	222	0.0	
1455 1500	3.70	180	5.75	0.641	18	7.44	26.60	228	0.0	
1500	3.70	180	5.76	0.643	18	7.40	26.65	215	0.0	
1505	3.70	180	5.78	0.645	18	7.39	26.68	212	0.0	

← Well Parameters Stabilize →

← Sampling Begins →

SIGNATURE(S): [signature]

PAGE 2 OF 2

Tetra Tech NUS, Inc.

GROUNDWATER SAMPLE LOG SHEET

Project Site Name: Middle River Center
Project No.: 112802221

Sample ID No.: MRC-MW34B-082509
Sample Location: MW34B
Sampled By: WP
C.O.C. No.:

[] Domestic Well Data
[X] Monitoring Well Data
[] Other Well Type:
[] QA Sample Type:

Type of Sample:
[] Low Concentration
[] High Concentration

SAMPLING DATA:

Date: 8-25-09	Color	pH	S.C.	Temp.	Turbidity	DO	Salinity	Other
Time: 1115	(Visual)	(S.U.)	(mS/cm)	(^{0}C)	(NTU)	(mg/l)	(%)	ORP
Method: Geo pump	Slightly	4.54	3.32	22.38	38	3.29	0.1	343

PURGE DATA:

Date: 8-25-09	Volume	pH	S.C.	Temp.	Turbidity	DO	Salinity	Other
Method: Geo pump								
Monitor Reading (ppm): 0.0								
Well Casing Diameter & Material Type: 2" PVC			See Low Flow Purge Data Sheet					
Total Well Depth (TD):								
Static Water Level (WL): 3.40								
One Casing Volume(gal/L):								
Start Purge (hrs): 0954								
End Purge (hrs): 1110								
Total Vol. Purged (gal/L): 3.0								

SAMPLE COLLECTION INFORMATION:

Analysis	Preservative	Container Requirements	Collected
VOCs	HCl	3 - 40 ml VOA	✓
Total ppm	HNO3	1 - 500 ml Poly	✓
D.Ss ppm	HNO3	1 - 500 ml Poly	✓
Diss Gasses	HCl	3 - 40 ml VOA	✓
DOC	H2SO4	2 - 40 ml VOA	✓
Ammonia-N	H2SO4	1 - 250 ml Poly	✓
Fe/K/Mn	HNO3	1 - 250 ml Poly	✓
Alk, TDS, Anions	ICE	1 - 1L Ambers	✓

OBSERVATIONS / NOTES:

Circle if Applicable:

MS/MSD

Duplicate ID No.:

Signature(s):

LOW FLOW PURGE DATA SHEET

PROJECT SITE NAME: Middle River Center
PROJECT NUMBER: 112FC02221

WELL ID.: MRC-MW343-082509
DATE: 8-25-09

Time (Hrs.)	Water Level (Ft. below TOC)	Flow (mL/Min.)	pH (S.U.)	S. Cond. (mS/cm)	Turb. (NTU)	DO (mg/L)	Temp. (Celcius)	ORP mV	Salinity % or ppt	Comments
0954 ~~0947~~	3.40	—	—	—	—	—	—	—	—	Initially very cloudy water
0955	3.60	300	5.01	0.999	>999	5.06	22.94	211	0.0	
1000	3.60	200	4.59	35.4	600	3.45	22.56	263	3.2	
1005	3.60	200	4.43	99.9	330	0.62	22.36	303	4.0	
1015	3.60	200	4.51	99.9	170	0.84	22.11	322	4.0	
1025	3.60	200	4.56	68.3	100	2.44	22.64	326	4.0	
1035	3.60	200	4.56	26.3	70	3.40	22.26	333	1.7	Slightly cloudy
1045	3.60	200	4.53	10.2	50	3.24	22.28	338	0.5	
1055	3.60	200	4.53	6.22	39	3.30	22.40	340	0.4	
1100	3.60	200	4.54	3.31	38	3.29	22.58	341	0.3	
1105	3.60	200	4.53	3.30	39	3.27	22.42	343	0.2	
1110	3.60	200	4.54	3.32	36	3.29	22.38	343	0.1	
	← Well Parameters Stabilize →									
	← Sampling Begins →									

SIGNATURE(S): _____

Tetra Tech NUS, Inc.

GROUNDWATER SAMPLE LOG SHEET

Project Site Name: Middle River Center
Project No.: 112IC02221

[] Domestic Well Data
[X] Monitoring Well Data
[] Other Well Type:
[] QA Sample Type:

Sample ID No.: MRC-MW36A-082609
Sample Location: MW36A
Sampled By: VP
C.O.C. No.:
Type of Sample:
[] Low Concentration
[] High Concentration

SAMPLING DATA:

Date: 8-26-09	Color	pH	S.C.	Temp.	Turbidity	DO	Salinity	Other
Time: 1114	(Visual)	(S.U.)	(mS/cm)	(^{0}C)	(NTU)	(mg/l)	(%)	ORP
Method: Geo pump	Slightly	4.45	0.90	18.86	21	3.96	0.0	322

PURGE DATA:

Date: 8-26-09	Volume	pH	S.C.	Temp.	Turbidity	DO	Salinity	Other
Method: Geo pump								
Monitor Reading (ppm): 0.0								
Well Casing Diameter & Material Type: 2" PVC		See Low Flow Purge Data Sheet						
Total Well Depth (TD):								
Static Water Level (WL): 6.65								
One Casing Volume(gal/L):								
Start Purge (hrs): 1022								
End Purge (hrs):								
Total Purge Time (min):								
Total Vol. Purged (gal/L):								

SAMPLE COLLECTION INFORMATION:

Analysis	Preservative	Container Requirements	Collected
VOCs	HCl	3 - 40 ml VOA	✓
Total ppm	HNO_3	1 - 500 ml Poly	✓
Diss ppm	HNO_3	1 - 500 ml Poly	✓
Diss Gasses	HCl	3 - 40 ml VOA	✓
DOC	H_2SO_4	2 - 40 ml VOA	✓
Ammonia-N	H_2SO_4	1 - 250 ml Poly	✓
Fe/Al/Mn	HNO_3	1 - 250 ml Poly	✓
Alk, TDS, Anions	ICE	1 - 1L Poly	✓

OBSERVATIONS / NOTES:

Circle if Applicable:

MS/MSD | Duplicate ID No.:

Signature(s):

Walt Zk

LOW FLOW PURGE DATA SHEET

PROJECT SITE NAME: Middle River Center
PROJECT NUMBER: 112102221

WELL ID.: MRC-MW36A-082609
DATE: 8-26-09

Time (Hrs.)	Water Level (Ft. below TOC)	Flow (mL/Min.)	pH (S.U.)	S. Cond. (mS/cm)	Turb. (NTU)	DO (mg/L)	Temp. (Celcius)	ORP mV	Salinity % or ppt	Comments
1022	6.65	—	—	—	—	—	—	—	—	Initial, readon
1024	7.25	300	4.50	11.6	>999	5.66	21.01	274	0.6	Cloudy water
1029	7.55	180	4.11	1.46	>999	5.39	19.39	317	0.1	↓
1034	7.70	180	4.03	0.999	210	4.98	19.15	325	0.3	↓
1039	7.70	140	4.14	1.88	55	4.47	19.21	320	0.1	Slightly cloudy
1044	7.70	140	4.17	2.22	34	4.31	19.22	324	0.1	↓
1049	7.70	140	4.23	2.08	37	4.21	19.18	324	0.1	↓
1054	7.70	140	4.32	1.43	26	4.16	19.03	324	0.1	↓
1059	7.70	140	4.40	0.98	22	4.11	18.98	324	0.0	↓
1104	7.70	140	4.41	0.90	20	3.97	18.90	323	0.0	↓
1109	7.70	140	4.45	0.90	21	3.96	18.86	322	0.0	↓
	←	Field Parameter		Stabilized					→	
	←	Sampling		Begins					→	

SIGNATURE(S): Wade

Tetra Tech NUS, Inc.

GROUNDWATER SAMPLE LOG SHEET

Project Site Name: LMC-MRC
Project No.: 112IC02221

Sample ID No.: MRC-MW37A-080709
Sample Location: MRC
Sampled By: DLM
C.O.C. No.:
Type of Sample:
[] Low Concentration
[] High Concentration

[] Domestic Well Data
[X] Monitoring Well Data
[] Other Well Type:
[] QA Sample Type:

SAMPLING DATA:

Date: 8/27/09	Color (Visual)	pH (S.U.)	S.C. (mS/cm)	Temp. (°C)	Turbidity (NTU)	DO (mg/l)	Salinity (%)	Other ORP
Time: 1130								
Method: Low Flow	Clear	4.70	0.199	20.18	12	7.38	0.0	277

PURGE DATA:

Date: 8/27/09	Volume	pH	S.C.	Temp.	Turbidity	DO	Salinity	Other
Method: Low Flow								
Monitor Reading (ppm): N/A								
Well Casing Diameter & Material Type: 2" PVC								
Total Well Depth (TD): 17.0'								
Static Water Level (WL): 7.73'								
One Casing Volume(gal/L): 1.6								
Start Purge (hrs): 1038								
End Purge (hrs): 1154								
Total Purge Time (min):								
Total Vol. Purged (gal/L): 3gal								

SAMPLE COLLECTION INFORMATION:

Analysis	Preservative	Container Requirements	Collected
VOC + TIC	HCl	3-40mL vials	✓
Total Metals	HNO_3	1-500mL plastic bottle	✓
Dissolved Metals	HNO_3	1-500mL plastic bottle	✓
Dissolved Gasses	HCl	3-40mL vials	✓
Ammonia-N	H_2SO_4	1-250mL plastic bottle	✓
Alk, TDS, Anions	—	1-1L plastic bottle	✓
Fe/K/Mn	HNO_3	1-250mL plastic bottle	✓
DOC	H_2SO_4	2-40mL vials	✓

OBSERVATIONS / NOTES:

Circle if Applicable:

MS/MSD	Duplicate ID No.:

Signature(s): Dawn L Mahoney

LOW FLOW PURGE DATA SHEET

PROJECT SITE NAME: LMC-MRC
PROJECT NUMBER: 112 ICO 2221

WELL ID.: MRC-MW37A-082709
DATE: 8/27/09

Time (Hrs.)	Water Level (Ft. below TOC)	Flow (mL/Min.)	pH (S.U.)	S. Cond. (mS/cm)	Turb. (NTU)	DO (mg/L)	Temp. (Celcius)	ORP mV	Salinity % or ppt	Comments
1038	7.73'	—	—	—	—	—	—	—	—	Begin Purge
1045	8.17	120	4.92	0.159	850	8.61	20.71	219	0.0	
1050	8.25	120	4.77	0.153	600	7.68	21.57	247	0.0	
1055	8.29	120	4.73	0.154	450	7.63	21.14	259	0.0	
1100	8.35	120	4.74	0.156	260	7.85	20.19	262	0.0	
1105	8.36	120	4.69	0.157	140	8.03	19.27	268	0.0	
1110	8.36	120	4.69	0.158	100	7.76	19.53	272	0.0	
1115	8.35	120	4.69	0.159	39	7.65	19.67	273	0.0	
1120	8.35	120	4.68	0.160	24	7.55	19.83	276	0.0	
1125	8.31	120	4.68	0.178	15	7.52	19.87	277	0.0	
1130	8.30	120	4.70	0.199	12	7.38	20.18	277	0.0	Sample
1154	8.35	—	—	—	—	—	—	—	—	End Purge.

SIGNATURE(S): Dawn L Martinez

Tetra Tech NUS, Inc.

GROUNDWATER SAMPLE LOG SHEET

Project Site Name: Middle River Center
Project No.: 112FC02221

[] Domestic Well Data
[X] Monitoring Well Data
[] Other Well Type:
[] QA Sample Type:

Sample ID No.: MRC-MW37B00280
Sample Location: MW37B
Sampled By: MP
C.O.C. No.:
Type of Sample:
[] Low Concentration
[] High Concentration

SAMPLING DATA:

Date: 8-28-09	Color	pH	S.C.	Temp.	Turbidity	DO	Salinity	Other
Time: 1053	(Visual)	(S.U.)	(mS/cm)	(^{0}C)	(NTU)	(mg/l)	(%)	ORP
Method: Geo Pump	Clear	5.66	0.995	18.47	8.6	2.57	0.0	141

PURGE DATA:

Date: 8-28-09	Volume	pH	S.C.	Temp.	Turbidity	DO	Salinity	Other
Method: Geo pump								
Monitor Reading (ppm): 0.0								
Well Casing Diameter & Material Type: 2" PVC			See Low Flow Purge Data Sheet					
Total Well Depth (TD):								
Static Water Level (WL): 5.50								
One Casing Volume(gal/L):								
Start Purge (hrs): 0955								
End Purge (hrs): 1048								
Total Purge Time (min): 53								
Total Vol. Purged (gal/L): 2.0								

SAMPLE COLLECTION INFORMATION:

Analysis	Preservative	Container Requirements	Collected
VOCs	HCl	3 - 40 ml VOA	✓
Total ppm	HNO3	1 - 500 ml poly	
Diss ppm	HNO3	1 - 500 ml poly	✓

OBSERVATIONS / NOTES:

Circle if Applicable:

MS/MSD | Duplicate ID No.:

Signature(s):

LOW FLOW PURGE DATA SHEET

PROJECT SITE NAME: Middle River Center
PROJECT NUMBER: 112F60222

WELL ID.: MRC-MW37B-082809
DATE: 8-28-09

Time (Hrs.)	Water Level (Ft. below TOC)	Flow (mL/Min.)	pH (S.U.)	S. Cond. (mS/cm)	Turb. (NTU)	DO (mg/L)	Temp. (Celcius)	ORP mV	Salinity % or ppt	Comments
0955	5.50	—	—	—	—	—	—	—	—	Initial pre odor
0958	6.00	300	5.16	0.447	>999	4.49	18.68	214	0.0	Cloudy water with small particles
1003	6.05	140	5.25	0.751	>999	3.85	18.70	200	0.0	↓
1008	6.05	140	5.44	0.483	340	3.49	18.60	177	0.0	↓
1013	6.05	140	5.60	0.423	80	3.25	18.41	155	0.0	Slightly cloudy
1028	6.05	140	5.65	0.813	25	3.20	18.52	141	0.0	↓
1038	6.05	140	5.69	0.999	8.8	3.02	18.48	139	0.0	Clear water
1043	6.05	140	5.65	0.999	8.7	2.99	18.48	141	0.0	↓
1048	6.05	140	5.64	0.999	8.6	2.97	18.47	141	0.0	↓
	←		Well	parameters		Stabilized		→		
	←			Sampling	Begins			→		

SIGNATURE(S): Walt a Pz

Tetra Tech NUS, Inc.

GROUNDWATER SAMPLE LOG SHEET

Project Site Name: Middle River Center
Project No.: 112IC02221

Sample ID No.: MRC-MW43A-082409
Sample Location: MW43A
Sampled By: MD
C.O.C. No.:

[] Domestic Well Data
[X] Monitoring Well Data
[] Other Well Type:
[] QA Sample Type:

Type of Sample:
[] Low Concentration
[] High Concentration

SAMPLING DATA:

	Color	pH	S.C.	Temp.	Turbidity	DO	Salinity	Other
Date: 8-21-09	(Visual)	(S.U.)	(mS/cm)	(^{0}C)	(NTU)	(mg/l)	(%)	ORP
Time: 1403								
Method: Geo pump	Slightly	5.83	0.999	22.79	45	3.61	-0	6.0

PURGE DATA:

	Volume	pH	S.C.	Temp.	Turbidity	DO	Salinity	Other
Date: 8-21-09								
Method: Geo pump								
Monitor Reading (ppm): 0.0								
Well Casing Diameter & Material Type: 2" PVC		See	Low	Flow	Purge			
Total Well Depth (TD):								
Static Water Level (WL): 1.80			Data	Sheet				
One Casing Volume(gal/L):								
Start Purge (hrs): 1311								
End Purge (hrs): 1358								
Total Purge Time (min): 47								
Total Vol. Purged (gal/L): 1.5								

SAMPLE COLLECTION INFORMATION:

Analysis	Preservative	Container Requirements	Collected
VOCs	HCl	3 - 40 ml VOA	✓
Total RSK	H_2SO_4	1 - 500 ml Poly	✓
Diss RSK	HNO_3	1 - 500 ml Poly	✓
Diss Gasses	HCl	3 - 40 ml VOA	✓
Ammonia-N	H_2SO_4	1 - 250 ml Poly	✓
DOC	H_2SO_4	2 - 40 ml VOA	✓
Fe/Mn	HNO_3	1 - 250 ml Poly	✓
Alk, TDS, Anions	ICE	1 - 1L Poly	✓

OBSERVATIONS / NOTES:

Circle if Applicable:

MS/MSD | Duplicate ID No.:

Signature(s):

Matt R

LOW FLOW PURGE DATA SHEET

PROJECT SITE NAME: Middle River Center
PROJECT NUMBER: 112FC02221

WELL ID.: MRC-MW-43A-082109
DATE: 8-21-09

Time (Hrs.)	Water Level (Ft. below TOC)	Flow (mL/Min.)	pH (S.U.)	S. Cond. (mS/cm)	Turb. (NTU)	DO (mg/L)	Temp. (Celcius)	ORP mV	Salinity % or ppt	Comments
1311	1.80	—	—	—	—	—	—	—	—	Initial no odor
1313	2.20	300	5.95	99.9	95	1.23	25.25	-28	4.0	Cloudy water
1318	2.50	120	5.42	0.448	70	4.92	26.16	9	0.0	Slightly cloudy
1323	2.52	100	5.32	0.499	50	4.21	27.35	14	0.0	
1328	2.50	100	5.36	0.642	45	3.98	27.41	13	0.0	
1333	2.52	100	5.45	0.999	45	3.75	26.59	11	0.0	
1338	2.50	100	5.51	0.999	50	3.70	26.84	10	0.0	
1343	2.50	100	5.63	0.999	50	3.54	27.40	5	0.0	
1348	2.50	100	5.90	0.999	45	3.60	22.86	-2	0.0	
1353	2.50	100	5.91	0.999	45	3.63	27.23	-2	0.0	
1358	2.50	100	5.83	0.999	45	3.61	27.79	-0	0.0	
	← Well Parameters Stabilize →									
	← Sampling Begins →									

SIGNATURE(S): We

Tetra Tech NUS, Inc.

GROUNDWATER SAMPLE LOG SHEET

Project Site Name: Middle River Center
Project No.: 112IC02221

[] Domestic Well Data
[X] Monitoring Well Data
[] Other Well Type:
[] QA Sample Type:

Sample ID No.: MRC-MW44A-080509
Sample Location: MW44A
Sampled By: WP
C.O.C. No.:
Type of Sample:
[] Low Concentration
[] High Concentration

SAMPLING DATA:

Date: 8-5-09	Color (Visual)	pH (S.U.)	S.C. (mS/cm)	Temp. (^{0}C)	Turbidity (NTU)	DO (mg/l)	Salinity (%)	Other ORP
Time: 1121								
Method: Geo pump	Clear	7.29	0.248	21.30	1.9	0.89	NA	-176

PURGE DATA:

Date: 8-5-09	Volume	pH	S.C.	Temp.	Turbidity	DO	Salinity	Other
Method: Geo pump								
Monitor Reading (ppm): 0.0								
Well Casing Diameter & Material Type: 2" PVC		See Low Flow Purge Data Sheet						
Total Well Depth (TD):								
Static Water Level (WL): 1.50								
One Casing Volume(gal/L):								
Start Purge (hrs): 1025								
End Purge (hrs): 1116								
Total Purge Time (min): 51								
Total Vol. Purged (gal/L): 1.7								

SAMPLE COLLECTION INFORMATION:

Analysis	Preservative	Container Requirements	Collected
VOCs	HCl	3 - 40 ml VOA	✓
Total RSK	HNO_3	1 - 500 ml Poly	✓
Diss RSK	HNO_3	1 - 500 ml Poly	✓
1,4 Dioxane	Ice	2 - 1L Ambers	✓

OBSERVATIONS / NOTES:

Circle if Applicable:

MS/MSD

Duplicate ID No.:

Signature(s):

Walt C Pe

LOW FLOW PURGE DATA SHEET

PROJECT SITE NAME: Middle River Center
PROJECT NUMBER: 112K02221

WELL ID.: MRC-MW44A-080509
DATE: 8-5-09

Time (Hrs.)	Water Level (Ft. below TOC)	Flow (mL/Min.)	pH (S.U.)	S. Cond. (mS/cm)	Turb. (NTU)	DO (mg/L)	Temp. (Celcius)	ORP mV	Salinity % or ppt	Comments
1025	1.50	—	—	—	—	—	—	—	—	Initial pre-purge
1026	1.90	300	7.37	0.807	6.4	1.43	21.54	-147	NA	Clean water
1031	2.00	180	7.31	0.792	5.8	0.99	21.47	-158	NA	
1036	2.10	180	7.26	0.779	7.4	1.19	21.29	-162	NA	
1041	2.10	180	7.22	0.786	5.6	1.22	21.51	-165	NA	
1046	2.10	180	7.27	0.780	2.3	1.21	21.52	-167	NA	
1051	2.10	180	7.29	0.777	2.0	1.12	21.36	-168	NA	
1056	2.10	180	7.30	0.777	2.0	1.05	21.35	-169	NA	
1101	2.10	180	7.28	0.769	1.7	0.98	21.35	-170	NA	
1106	2.10	180	7.28	0.758	2.0	0.93	21.30	-170	NA	
1111	2.10	180	7.29	0.750	1.7	0.91	21.32	-170	NA	
1116	2.10	180	7.29	0.748	1.9	0.89	21.30	-170	NA	
	←	All parameters				Stabilize			→	
	←			Sampling		Begins			→	

SIGNATURE(S): [signature]

Tetra Tech NUS, Inc.

GROUNDWATER SAMPLE LOG SHEET

Project Site Name: Middle River Center
Project No.: 112TC02221

Sample ID No.: MRC-MW48A-080909
Sample Location: MW48A
Sampled By: MP
C.O.C. No.:

[] Domestic Well Data
[X] Monitoring Well Data
[] Other Well Type:
[] QA Sample Type:

Type of Sample:
[] Low Concentration
[] High Concentration

SAMPLING DATA:

	Color	pH	S.C.	Temp.	Turbidity	DO	Salinity	Other
Date: 8-12-09	(Visual)	(S.U.)	(mS/cm)	(°C)	(NTU)	(mg/l)	(%)	ORP
Time: 1132								
Method: Geo pump	Clear	6.18	0.703	6.45	4.0	1.43	NA	18

PURGE DATA:

	Volume	pH	S.C.	Temp.	Turbidity	DO	Salinity	Other
Date: 8-12-09								
Method: Geo pump								
Monitor Reading (ppm): 0.0								
Well Casing Diameter & Material Type: 2" PVC		See Low Flow purge Data sheet						
Total Well Depth (TD):								
Static Water Level (WL): 7.90								
One Casing Volume(gal/L):								
Start Purge (hrs): 1040								
End Purge (hrs): 1127								
Total Purge Time (min): 47								
Total Vol. Purged (gal/L): 2.5								

SAMPLE COLLECTION INFORMATION:

Analysis	Preservative	Container Requirements	Collected
VOCs	HCl	3 - 40 ml VOA	✓
Total ppm	HNO3	1 - 500 ml Poly	✓
Diss ppm	HNO3	1 - 500 ml Poly	✓
Diss Gasses	HCl	3 - 40 ml VOA	✓
Ammonia-N	H2SO4	1 - 250 ml Poly	✓
Alk, TDS, Anions	ICE	1 - 1L Poly	✓
Fe/Mn tot	HNO3	1 - 250 ml Poly	✓
DOC	H2SO4	2 - 40 ml VOA	✓

OBSERVATIONS / NOTES:

Circle if Applicable:

MS/MSD | Duplicate ID No.:

Signature(s):

LOW FLOW PURGE DATA SHEET

PROJECT SITE NAME: Middle River Center
PROJECT NUMBER: 112IC02221

WELL ID.: MRC-MW 48A-081209
DATE: 8-12-09

Time (Hrs.)	Water Level (Ft. below TOC)	Flow (mL/Min.)	pH (S.U.)	S. Cond. (mS/cm)	Turb. (NTU)	DO (mg/L)	Temp. (Celcius)	ORP mV	Salinity % or ppt	Comments
1040	7.90	✓	—	—	—	—	—	—	—	Initial, no odor
1042	8.50	300	6.22	0.398	45	3.52	10.57	38	NA	Slightly Cloudy
1047	8.50	180	6.21	0.557	10	2.39	8.08	33	NA	Clear water
1052	8.50	180	6.16	0.426	7.6	1.98	8.53	30	NA	
1057	8.53	180	6.18	0.421	5.5	1.69	8.42	22	NA	
1102	8.53	180	6.19	0.443	5.0	1.83	7.68	15	NA	
1107	8.53	180	6.19	0.478	4.1	1.60	7.17	17	NA	
1112	8.53	180	6.18	0.637	4.0	1.55	6.83	18	NA	
1117	8.53	180	6.18	0.708	3.9	1.42	6.66	18	NA	
1122	8.53	180	6.17	0.706	4.0	1.40	6.57	19	NA	
1127	8.53	180	6.18	0.703	4.0	1.43	6.45	18	NA	

← Well Parameters Stabilize →

← Sampling Begins →

SIGNATURE(S): We

Tetra Tech NUS, Inc.

GROUNDWATER SAMPLE LOG SHEET

Project Site Name: Middle River Center
Project No.: 112S02221

Sample ID No.: MRC-MW50A-080509
Sample Location: MW 50A
Sampled By: MP
C.O.C. No.:

[] Domestic Well Data
[X] Monitoring Well Data
[] Other Well Type:
[] QA Sample Type:

Type of Sample:
[] Low Concentration
[] High Concentration

SAMPLING DATA:

	Color	pH	S.C.	Temp.	Turbidity	DO	Salinity	Other
Date: 8-5-09	(Visual)	(S.U.)	(mS/cm)	(°C)	(NTU)	(mg/l)	(%)	ORP
Time: 0944								
Method: Geo pump	Clear	5.52	8.24	20.32	2.2	2.15	NA	118

PURGE DATA:

	Volume	pH	S.C.	Temp.	Turbidity	DO	Salinity	Other
Date: 8-5-09								
Method: Geo pump								
Monitor Reading (ppm): 0.0								
Well Casing Diameter & Material Type: 2" PVC			See Low Flow Purge Data Sheet					
Total Well Depth (TD):								
Static Water Level (WL): 14.90								
One Casing Volume(gal/L):								
Start Purge (hrs): 0856								
End Purge (hrs): 0944								
Total Purge Time (min): 49								
Total Vol. Purged (gal/L): 2.0								

SAMPLE COLLECTION INFORMATION:

Analysis	Preservative	Container Requirements	Collected
VOCs	HCl	3 - 40 ml VOA	✓
Total PPM	HNO3	1 - 500 ml Poly	✓
Diss PPM	HNO3	1 - 500 ml Poly	✓

OBSERVATIONS / NOTES:

Circle if Applicable:

MS/MSD

Duplicate ID No.:

Signature(s):

MP

LOW FLOW PURGE DATA SHEET

PROJECT SITE NAME: Middle River Center
PROJECT NUMBER: 112IC02221

WELL ID.: MRC-MW-50A-080509
DATE: 9-5-09

Time (Hrs.)	Water Level (Ft. below TOC)	Flow (mL/Min.)	pH (S.U.)	S. Cond. (mS/cm)	Turb. (NTU)	DO (mg/L)	Temp. (Celcius)	ORP mV	Salinity % or ppt	Comments
0856	14.50	—	—	—	—	—	—	—	—	Initial, no odor
0859	15.30	220	5.47	8.48	85	2.91	20.14	220	NA	Slightly cloudy
0904	15.30	190	5.49	8.39	33	2.54	20.47	201	NA	↓
0909	15.30	180	5.48	8.45	12	2.66	20.44	190	NA	↓
0914	15.30	180	5.46	8.45	6.8	2.57	20.72	162	NA	Clear water
0919	15.30	180	5.46	8.55	5.4	2.47	20.52	138	NA	
0924	15.30	180	5.47	8.50	4.6	2.43	20.56	135	NA	
0929	15.30	180	5.55	8.43	2.4	2.39	20.52	116	NA	
0934	15.30	180	5.56	8.37	2.0	2.30	20.36	111	NA	
0939	15.30	180	5.54	8.30	2.1	2.21	20.44	114	NA	
0944	15.30	180	5.52	8.29	2.2	2.15	20.32	118	NA	
	=	=	Well parameters Stabilized					=	=	
	=	=	=	Sampling	Begins		=	=	=	

SIGNATURE(S): Wa

Tetra Tech NUS, Inc.

GROUNDWATER SAMPLE LOG SHEET

Project Site Name: Middle River Center
Project No.: 112IC02221

Sample ID No.: MRC-MW52A-072809
Sample Location: MW52A
Sampled By: WP
C.O.C. No.:

[] Domestic Well Data
[X] Monitoring Well Data
[] Other Well Type:
[] QA Sample Type:

Type of Sample:
[] Low Concentration
[] High Concentration

SAMPLING DATA:

Date: 7-28-09	Color (Visual)	pH (S.U.)	S.C. (mS/cm)	Temp. (^{0}C)	Turbidity (NTU)	DO (mg/l)	Salinity (%)	Other
Time: 1340								ORP
Method: Geo pump	Clear	4.15	5.64	22.58	0.37	1.53	0.3	110

PURGE DATA:

Date: 7-28-09	Volume	pH	S.C.	Temp.	Turbidity	DO	Salinity	Other
Method: Geo pump								
Monitor Reading (ppm): 0.0								
Well Casing Diameter & Material Type: 2" PVC		See	Low	Flow	purge			
			Data	Sheet				
Total Well Depth (TD):								
Static Water Level (WL): 6.23								
One Casing Volume(gal/L):								
Start Purge (hrs): 1248								
End Purge (hrs): 1335								
Total Purge Time (min): 47								
Total Vol. Purged (gal/L): 2.5								

SAMPLE COLLECTION INFORMATION:

Analysis	Preservative	Container Requirements	Collected
Total ppm	HNO3	1 - 500 ml Poly	
Diss ppm	HNO3	1 - 500 ml Poly	

OBSERVATIONS / NOTES:

Circle if Applicable:

MS/MSD	Duplicate ID No.:
—	—

Signature(s):

LOW FLOW PURGE DATA SHEET

PROJECT SITE NAME: Middle River Center
PROJECT NUMBER: 112ICO2221

WELL ID.: MRC-MW52A-072809
DATE: 7-28-09

Time (Hrs.)	Water Level (Ft. below TOC)	Flow (mL/Min.)	pH (S.U.)	S. Cond. (mS/cm)	Turb. (NTU)	DO (mg/L)	Temp. (Celcius)	ORP mV	Salinity % or ppt	Comments
1240	6.23	300	—	—	—	—	—	—	—	Initial, no odor
1250	6.40	300	4.14	8.99	13	3.17	24.15	138	4.0	Slightly Cloudy
1255	6.62	200	4.03	39.4	2.5	2.40	22.86	127	2.6	Clear water
1300	6.83	200	4.05	23.0	1.4	2.13	23.16	125	1.5	
1305	6.95	170	4.07	16.7	1.1	1.96	23.21	130	1.1	
1310	7.05	170	4.06	6.06	1.2	1.90	23.16	129	0.3	
1315	7.13	150	4.10	6.07	0.95	1.85	23.07	126	0.3	
1320	7.20	150	4.12	5.66	1.1	1.90	22.76	121	0.3	
1325	7.30	150	4.14	5.66	0.35	1.61	22.60	116	0.3	
1330	7.35	130	4.14	5.65	0.40	1.55	22.66	114	0.3	
1335	7.40	130	4.15	5.64	0.37	1.53	22.58	110	0.3	
	←	—	Well	Parameters	Stabilize	—	—	—	→	
	←	—	—	Sampling	Begins	—	—	—	→	

SIGNATURE(S): [signature]

Tetra Tech NUS, Inc.

GROUNDWATER SAMPLE LOG SHEET

Project Site Name: Middle River Center
Project No.: 112 ICO 2221

Sample ID No.: MRC-MW53A-072809
Sample Location: MW53A
Sampled By: VP
C.O.C. No.:

[] Domestic Well Data
[X] Monitoring Well Data
[] Other Well Type:
[] QA Sample Type:

Type of Sample:
[] Low Concentration
[] High Concentration

SAMPLING DATA:

	Color	pH	S.C.	Temp.	Turbidity	DO	Salinity	Other
Date: 7-28-09	(Visual)	(S.U.)	(mS/cm)	(^{0}C)	(NTU)	(mg/l)	(%)	orp
Time: 1452								
Method: Geo pump	clear	4.29	0.726	23.12	0.75	1.57	0.0	222

PURGE DATA:

	Volume	pH	S.C.	Temp.	Turbidity	DO	Salinity	Other
Date: 7-28-09								
Method: Geo pump								
Monitor Reading (ppm): 0.0								
Well Casing Diameter & Material Type: 2" PVC			See Low Flow purge Data sheet					
Total Well Depth (TD):								
Static Water Level (WL): 5.20								
One Casing Volume(gal/L):								
Start Purge (hrs): 1400								
End Purge (hrs): 1447								
Total Purge Time (min): 47								
Total Vol. Purged (gal/L): 2.0								

SAMPLE COLLECTION INFORMATION:

Analysis	Preservative	Container Requirements	Collected
VOCs	HCl	3 - 40 ml VOA	✓
Total PPM	HNO3	1 - 500 ml Poly	✓
Diss PPM	HNO3	1 - 500 ml Poly	✓
1,4 Dioxane	Ice	2 - 1L Ambers	✓

OBSERVATIONS / NOTES:

Circle if Applicable:

MS/MSD | Duplicate ID No.:

Signature(s):

LOW FLOW PURGE DATA SHEET

PROJECT SITE NAME: Middle River Center
PROJECT NUMBER: 112IC022221

WELL ID.: MRC-MW53A-072809
DATE: 7-28-09

Time (Hrs.)	Water Level (Ft. below TOC)	Flow (mL/Min.)	pH (S.U.)	S. Cond. (mS/cm)	Turb. (NTU)	DO (mg/L)	Temp. (Celcius)	ORP mV	Salinity % or ppt	Comments
1406	5.20	—	—	—	—	—	—	—	—	Initial, no odor
1402	5.40	300	5.00	99.9	4.9	0.63	22.65	131	4.0	Clear water
1407	5.52	180	4.50	9.5	3.3	1.86	22.43	155	0.5	
1412	5.65	180	4.35	2.48	2.9	1.83	22.67	173	0.1	
1417	5.70	150	4.32	1.76	2.6	1.69	23.15	184	0.1	
1422	5.75	150	4.32	1.12	1.7	1.63	23.12	194	0.1	
1427	5.80	150	4.33	0.90	3.8	1.67	23.03	203	0.1	
1432	5.82	150	4.30	0.674	1.8	1.66	22.97	214	0.0	
1437	5.85	150	4.29	0.722	0.75	1.62	23.04	214	0.0	
1442	5.85	150	4.29	0.728	0.80	1.54	23.06	219	0.0	
1447	5.87	150	4.29	0.726	0.75	1.57	23.12	222	0.0	
	←	—	Well	parameter	Stab.	time	—	—	→	
	←	—	—	Sampling	Begins		—	—	→	

SIGNATURE(S): Wa

PAGE 2 OF 2

Tetra Tech NUS, Inc.

GROUNDWATER SAMPLE LOG SHEET

Project Site Name: Middle River Center
Project No.: 112IC02221

Sample ID No.: MRC-MW59A-090309
Sample Location: MW59A
Sampled By: WP
C.O.C. No.:
Type of Sample:
[] Low Concentration
[] High Concentration

[] Domestic Well Data
[x] Monitoring Well Data
[] Other Well Type:
[] QA Sample Type:

SAMPLING DATA:

	Color	pH	S.C.	Temp.	Turbidity	DO	Salinity	Other
Date: 8-3-09	(Visual)	(S.U.)	(mS/cm)	(^{0}C)	(NTU)	(mg/l)	(%)	ORP
Time: 1432								
Method: Geo pump	Clear	5.69	8.5	25.34	2.1	1.67	0.6	-72

PURGE DATA:

	Volume	pH	S.C.	Temp.	Turbidity	DO	Salinity	Other
Date: 8-3-09								
Method: Geo pump								
Monitor Reading (ppm): 0.0								
Well Casing Diameter & Material Type: 2" PVC			See Low Flow Purge Data Sheet					
Total Well Depth (TD):								
Static Water Level (WL): 8.65								
One Casing Volume(gal/L):								
Start Purge (hrs): 1340								
End Purge (hrs): 1427								
Total Purge Time (min): 47								
Total Vol. Purged (gal/L): 1.5								

SAMPLE COLLECTION INFORMATION:

Analysis	Preservative	Container Requirements	Collected
Total PPM	HNO3	1 - 500 ml Poly	✓
Diss PPM	HNO3	1 - 500 ml Poly	✓

OBSERVATIONS / NOTES:

Circle if Applicable:

MS/MSD

Duplicate ID No.:

Signature(s):

WP

LOW FLOW PURGE DATA SHEET

PROJECT SITE NAME: middle River Center
PROJECT NUMBER: 112 IK0 2221

WELL ID.: MMC-MW 59A-080309
DATE: 8-3-09

Time (Hrs.)	Water Level (Ft. below TOC)	Flow (mL/Min.)	pH (S.U.)	S. Cond. (mS/cm)	Turb. (NTU)	DO (mg/L)	Temp. (Celcius)	ORP mV	Salinity % or ppt	Comments
1340	8.65	—	—	—	—	—	—	—	—	Initial, no odor
1342	8.80	300	5.55	99.9	30	1.47	25.91	-44	4.0	Slightly cloudy
1347	8.90	180	5.42	98.8	12	1.32	24.45	-38	4.0	
1352	9.25	180	5.54	21.8	6.1	1.89	24.86	-61	1.4	Clear water
1357	9.40	180	5.74	12.3	4.1	1.80	25.15	-89	0.7	
1402	9.52	150	5.74	10.9	2.2	1.77	25.10	-98	0.6	
1407	9.70	150	5.73	9.9	2.2	1.75	24.90	-95	0.6	
1412	9.80	150	5.72	9.4	2.0	1.69	24.94	-82	0.5	
1417	9.90	150	5.70	9.2	2.1	1.63	25.30	-78	0.5	
1422	10.00	100	5.69	9.5	2.0	1.62	25.29	-75	0.5	
1427	10.10	100	5.69	9.5	2.1	1.57	25.34	-72	0.6	
	←	—	Well Parameters				Stabilize		→	
	←	—	—	Sampling	Begins			—	→	

SIGNATURE(S): [signature]

Tetra Tech NUS, Inc.

GROUNDWATER SAMPLE LOG SHEET

Project Site Name: Middle River Center
Project No.: 112IC02221

[] Domestic Well Data
[X] Monitoring Well Data
[] Other Well Type:
[] QA Sample Type:

Sample ID No.: MRC-MW60A-080309
Sample Location: MW60A
Sampled By: WP
C.O.C. No.:
Type of Sample:
[] Low Concentration
[] High Concentration

SAMPLING DATA:

	Color (Visual)	pH (S.U.)	S.C. (mS/cm)	Temp. (^{0}C)	Turbidity (NTU)	DO (mg/l)	Salinity (%)	Other
Date: 8-3-09								
Time: 1038								ORP
Method: Geo pump	Clean	5.52	0.221	21.95	8.5	1.52	0.0	-91

PURGE DATA:

	Volume	pH	S.C.	Temp.	Turbidity	DO	Salinity	Other
Date: 8-3-09								
Method: Geo pump								
Monitor Reading (ppm): 0.0								
Well Casing Diameter & Material			See	Low	Flow	purge		
Type: 2" PVC								
Total Well Depth (TD):				Data	Sheet			
Static Water Level (WL): 13.90								
One Casing Volume(gal/L):								
Start Purge (hrs): 0916								
End Purge (hrs): 1033								
Total Purge Time (min): 77								
Total Vol. Purged (gal/L): 2.5								

SAMPLE COLLECTION INFORMATION:

Analysis	Preservative	Container Requirements	Collected
VOCs	HCl	3 - 40 ml VOA	✓
Total ppm	HNO3	1 - 500 ml Poly	✓
Diss ppm	HNO3	1 - 500 ml Poly	✓

OBSERVATIONS / NOTES:

Circle if Applicable:

MS/MSD	Duplicate ID No.:
—	—

Signature(s): [signature]

LOW FLOW PURGE DATA SHEET

PROJECT SITE NAME: middle River Center
PROJECT NUMBER: 112IC02221

WELL ID.: MRC-MW60A-080309
DATE: 8-3-09

Time (Hrs.)	Water Level (Ft. below TOC)	Flow (mL/Min.)	pH (S.U.)	S. Cond. (mS/cm)	Turb. (NTU)	DO (mg/L)	Temp. (Celcius)	ORP mV	Salinity % or ppt	Comments
0916	13.50	—	—	—	—	—	—	—	—	Initial, no odor
0918	14.15	300	5.42	0.959	>999	2.86	23.77	-63	0.0	Brown water
0923	14.15	180	5.47	2.46	>999	1.58	21.65	-82	0.1	
0928	14.20	180	5.48	1.42	352	1.85	21.39	-91	0.1	cloudy water
0933	14.25	180	5.48	0.486	280	1.78	21.37	-97	0.0	
0938	14.28	180	5.48	0.256	200	1.69	21.43	-97	0.0	
0943	14.30	180	5.47	0.229	210	1.64	21.61	-94	0.0	
0948	14.30	180	5.48	0.229	140	1.61	21.95	-94	0.0	
0953	14.35	180	5.50	0.225	70	1.58	21.78	-95	0.0	Slightly cloudy
0958	14.35	180	5.50	0.224	20	1.57	21.88	-95	0.0	
1003	14.35	180	5.51	0.225	45	1.56	21.87	-94	0.0	
1008	14.40	180	5.51	0.223	22	1.55	21.93	-93	0.0	
1013	14.40	180	5.52	0.225	15	1.52	21.88	-92	0.0	
1018	14.45	180	5.53	0.221	11	1.51	22.00	-92	0.0	
1023	14.45	180	5.53	0.221	8.8	1.51	22.01	-91	0.0	clear water
1029	14.52	180	5.52	0.222	8.7	1.52	21.95	-90	0.0	
1033	14.52	180	5.52	0.221	8.5	1.52	21.95	-90	0.0	
	← well parameters stabilized →									
	← Sampling Begins →									

SIGNATURE(S): [signature]

Tetra Tech NUS, Inc.

GROUNDWATER SAMPLE LOG SHEET

Project Site Name: Middle River Center
Project No.: 112G07221

[] Domestic Well Data
[X] Monitoring Well Data
[] Other Well Type:
[] QA Sample Type:

Sample ID No.: MRC-MW606-080209
Sample Location: MW606
Sampled By: MP
C.O.C. No.:
Type of Sample:
[] Low Concentration
[] High Concentration

SAMPLING DATA:

Date: 8-12-09	Color	pH	S.C.	Temp.	Turbidity	DO	Salinity	Other
Time: 1005	(Visual)	(S.U.)	(mS/cm)	(^{0}C)	(NTU)	(mg/l)	(%)	ORP
Method: Geo pump	clear	6.63	0.360	6.57	9.80	1.27	NA	-25

PURGE DATA:

Date: 8-12-09	Volume	pH	S.C.	Temp.	Turbidity	DO	Salinity	Other
Method: Geo pump								
Monitor Reading (ppm): 0.0								
Well Casing Diameter & Material Type: 2" PVC		See Low Flow Purge Data Sheet						
Total Well Depth (TD):								
Static Water Level (WL): 12.60								
One Casing Volume(gal/L):								
Start Purge (hrs): 0854								
End Purge (hrs): 1100								
Total Purge Time (min): 66								
Total Vol. Purged (gal/L): 2.5								

SAMPLE COLLECTION INFORMATION:

Analysis	Preservative	Container Requirements	Collected
VOCs	HCl	3 - 40 ml VOA	✓
Total ppm	HNO3	1 - 500 ml Poly	✓
Diss ppm	HNO3	1 - 500 ml Poly	✓
Diss Gasses	HCl	3 - 40 ml VOA	✓
Alk, TDS, Anions	ICE	1 - 1L Poly	✓
Fe / K / Mn	HNO3	1 - 250 ml Poly	✓
Ammonia-N	H2SO4	1 - 250 ml Poly	✓
DOC	H2SO4	2 - 40 ml VOA	✓

OBSERVATIONS / NOTES:

Circle if Applicable:

MS/MSD

Duplicate ID No.:

Signature(s):

LOW FLOW PURGE DATA SHEET

PROJECT SITE NAME: Middle River Center
PROJECT NUMBER: 112IC02221

WELL ID.: MRC-MW60B-081209
DATE: 8-12-09

Time (Hrs.)	Water Level (Ft. below TOC)	Flow (mL/Min.)	pH (S.U.)	S. Cond. (mS/cm)	Turb. (NTU)	DO (mg/L)	Temp. (Celcius)	ORP mV	Salinity % or ppt	Comments
0854	12.60	—	—	—	—	—	—	—	—	Initial, no odor
0855	13.10	300	6.42	0.420	300	2.81	10.90	-17	NA	Cloudy water
0900	13.10	180	6.49	0.395	180	2.43	10.09	-30	NA	
0905	13.10	180	6.47	0.303	120	1.79	8.61	-32	NA	
0910	13.10	180	6.45	0.314	100	1.59	8.39	-32	NA	
0915	13.10	180	6.44	0.311	65	1.55	8.31	-31	NA	Slighty Cloudy
0920	13.10	180	6.45	0.353	45	1.27	7.74	-31	NA	
0925	13.10	180	6.46	0.354	33	1.19	7.49	-31	NA	
0930	13.30	180	6.47	0.357	25	1.18	6.69	-31	NA	
0935	13.30	180	6.49	0.357	23	1.24	6.52	-31	NA	
0940	13.30	180	6.50	0.359	19	1.22	6.56	-30	NA	
0945	13.30	180	6.52	0.356	12	1.23	6.55	-29	NA	
0950	13.30	180	6.59	0.358	10	1.28	6.58	-27	NA	Clean water
0955	13.30	180	6.62	0.360	9.8	1.31	6.55	-26	NA	
1000	13.30	180	6.63	0.360	9.8	1.27	6.57	-25	NA	

← Well Parameters Stabilize →

← Sampling Begins →

SIGNATURE(S): Walt [illegible]

PAGE 2 OF 2

Tetra Tech NUS, Inc.

GROUNDWATER SAMPLE LOG SHEET

Project Site Name: Middle River Center
Project No.: 112TC02221

[] Domestic Well Data
[X] Monitoring Well Data
[] Other Well Type:
[] QA Sample Type:

Sample ID No.: MW-MWC01A-080309
Sample Location: MWC01A
Sampled By: MP
C.O.C. No.:
Type of Sample:
[] Low Concentration
[] High Concentration

SAMPLING DATA:

Date: 8-3-09	Color	pH	S.C.	Temp.	Turbidity	DO	Salinity	Other
Time: 1202	(Visual)	(S.U.)	(mS/cm)	(^{0}C)	(NTU)	(mg/l)	(%)	ORP
Method: Geo pump	Slightly	5.75	68.7	23.17	12	1.53	3.7	79

PURGE DATA:

Date: 8-3-09	Volume	pH	S.C.	Temp.	Turbidity	DO	Salinity	Other
Method: Geo pump								
Monitor Reading (ppm): 0.0								
Well Casing Diameter & Material Type: 2" PVC			See Low Flow Purge Data Sheet					
Total Well Depth (TD):								
Static Water Level (WL): 6.00								
One Casing Volume(gal/L):								
Start Purge (hrs): 1106								
End Purge (hrs): 1157								
Total Purge Time (min): 51								
Total Vol. Purged (gal/L): 2.5								

SAMPLE COLLECTION INFORMATION:

Analysis	Preservative	Container Requirements	Collected
Total PPM	HNO3	1 - 500 ml Poly	✓
Diss PPM	HNO3	1 - 500 ml Poly	✓

OBSERVATIONS / NOTES:

Circle if Applicable:

MS/MSD | Duplicate ID No.:

Signature(s):

LOW FLOW PURGE DATA SHEET

PROJECT SITE NAME: middle River Center
PROJECT NUMBER: 112IC02221

WELL ID.: MRC-MWGIA-080309
DATE: 8-3-09

Time (Hrs.)	Water Level (Ft. below TOC)	Flow (mL/Min.)	pH (S.U.)	S. Cond. (mS/cm)	Turb. (NTU)	DO (mg/L)	Temp. (Celcius)	ORP mV	Salinity % or ppt	Comments
1106	6.00	—	—	—	—	—	—	—	—	Initial, no odor
1107	6.15	300	5.23	20.6	>999	3.42	24.07	54	2.7	Brown water
1112	6.30	180	5.38	25.2	400	2.33	22.64	71	1.5	Cloudy water
1117	6.40	180	5.50	16.9	110	2.07	23.28	64	1.0	
1122	6.50	180	5.57	14.6	33	1.80	23.68	66	0.9	Slightly cloudy
1127	6.65	180	5.60	15.0	14	1.81	23.64	70	0.9	
1132	6.70	150	5.66	17.8	17	1.90	23.71	72	1.1	
1137	6.80	150	5.69	25.8	37	1.85	23.16	75	1.1	
1142	6.85	150	5.70	30.2	15	2.36	23.23	78	1.9	
1147	6.90	150	5.73	68.5	12	2.12	23.24	75	3.4	
1152	6.85	150	5.74	68.8	12	1.84	23.19	80	3.7	
1157	7.00	150	5.75	68.7	12	1.93	23.17	79	3.7	
	← Well parameters Stabilize →									
	←			Sampling Begins					→	

SIGNATURE(S): Nate

PAGE 2 OF 2

Tetra Tech NUS, Inc.

GROUNDWATER SAMPLE LOG SHEET

Project Site Name: Middle River Center
Project No.: 112IC02221

[] Domestic Well Data
[X] Monitoring Well Data
[] Other Well Type:
[] QA Sample Type:

Sample ID No.: MRC-MW63A-080509
Sample Location: MW63A
Sampled By: MP
C.O.C. No.:
Type of Sample:
[] Low Concentration
[] High Concentration

SAMPLING DATA:

Date: 8-5-08	Color	pH	S.C.	Temp.	Turbidity	DO	Salinity	Other
Time: 1418	(Visual)	(S.U.)	(mS/cm)	(^{0}C)	(NTU)	(mg/l)	(%)	DUP
Method: Geo pump	Slightly	6.05	3.66	20.54	13	1.42	NA	-5

PURGE DATA:

Date: 8-5-09	Volume	pH	S.C.	Temp.	Turbidity	DO	Salinity	Other
Method: Geo pump								
Monitor Reading (ppm): 0.0								
Well Casing Diameter & Material Type: 2" PVC			See Low Flow Purge Data Sheet					
Total Well Depth (TD):								
Static Water Level (WL): 5.30								
One Casing Volume(gal/L):								
Start Purge (hrs): 1325								
End Purge (hrs): 1413								
Total Purge Time (min): 48								
Total Vol. Purged (gal/L): 1.5								

SAMPLE COLLECTION INFORMATION:

Analysis	Preservative	Container Requirements	Collected
VOCs	HCl	3 - 40 ml VOA	✓
Total PPM	HNO3	1 - 500 ml Poly	✓
Diss PPM	HNO3	1 - 500 ml Poly	✓

OBSERVATIONS / NOTES:

Circle if Applicable:

MS/MSD | Duplicate ID No.:

Signature(s):

Walt Re

LOW FLOW PURGE DATA SHEET

PROJECT SITE NAME: Middle River Canteen
PROJECT NUMBER: 112IC02221

WELL ID.: MRC-MW C3A-080509
DATE: 8-5-09

Time (Hrs.)	Water Level (Ft. below TOC)	Flow (mL/Min.)	pH (S.U.)	S. Cond. (mS/cm)	Turb. (NTU)	DO (mg/L)	Temp. (Celcius)	ORP mV	Salinity % or ppt	Comments
1325	5.30	—	—	—	—	—	—	—	—	Initial, no odor
1328	5.40	300	6.01	3.78	160	1.80	19.76	-16	NA	Cloudy water
1333	5.50	180	5.88	3.75	65	1.52	20.71	-7	NA	Slightly Cloudy
1338	5.60	180	5.85	3.78	39	1.42	20.19	-4	NA	
1343	5.75	180	5.84	3.77	20	1.25	20.20	-1	NA	
1348	5.85	180	5.84	3.76	15	1.16	20.39	1	NA	
1353	5.85	180	5.87	3.71	12	1.21	20.87	-1	NA	
1358	6.00	180	6.01	3.64	12	1.31	20.46	-5	NA	
1405	6.10	180	6.04	3.60	13	1.33	20.52	-7	NA	
1408	6.15	180	6.04	3.59	13	1.39	20.45	-6	NA	
1413	6.20	180	6.05	3.60	13	1.42	20.54	-5	NA	
	← Well parameters					Stabilize		→		
	←			Sampling Begins				→		

SIGNATURE(S): Wale

Tetra Tech NUS, Inc.

GROUNDWATER SAMPLE LOG SHEET

Project Site Name: Middle River Center
Project No.: 112EC02221

Sample ID No.: MRC-MW67A-080609
Sample Location: MW67A
Sampled By: MP
C.O.C. No.:

[] Domestic Well Data
[X] Monitoring Well Data
[] Other Well Type:
[] QA Sample Type:

Type of Sample:
[] Low Concentration
[] High Concentration

SAMPLING DATA:

	Color	pH	S.C.	Temp.	Turbidity	DO	Salinity	Other
Date: 8-6-09	(Visual)	(S.U.)	(mS/cm)	(^{0}C)	(NTU)	(mg/l)	(%)	ORP
Time: 1450								
Method: Geo pump	Clear	3.32	5.38	21.32	7.4	0.69	NA	286

PURGE DATA:

	Volume	pH	S.C.	Temp.	Turbidity	DO	Salinity	Other
Date: 8-6-09								
Method: Geo pump								
Monitor Reading (ppm): 0.0								
Well Casing Diameter & Material Type: 2" PVC			See Low Flow purge Data Sheet					
Total Well Depth (TD):								
Static Water Level (WL): 20.90								
One Casing Volume(gal/L):								
Start Purge (hrs): 1358								
End Purge (hrs): 1445								
Total Purge Time (min): 48								
Total Vol. Purged (gal/L): 1.5								

SAMPLE COLLECTION INFORMATION:

Analysis	Preservative	Container Requirements	Collected
Total ppm	HNO3	1 - 500 ml Poly	✓
Diss ppm	HNO3	1 - 500 ml Poly	✓

OBSERVATIONS / NOTES:

Circle if Applicable:

MS/MSD ✓ Duplicate ID No.:

Signature(s):

Mark R

LOW FLOW PURGE DATA SHEET

PROJECT SITE NAME: middle River Center
PROJECT NUMBER: 112EC02221

WELL ID.: MRC-MW 67A-080609
DATE: 8-6-09

Time (Hrs.)	Water Level (Ft. below TOC)	Flow (mL/Min.)	pH (S.U.)	S. Cond. (mS/cm)	Turb. (NTU)	DO (mg/L)	Temp. (Celcius)	ORP mV	Salinity % or ppt	Comments
1358	20.90	—	—	—	—	—	—	—	—	
1400	21.00	300	3.27	5.39	140	1.91	21.69	296	NA	Cloudy water
1405	21.15	180	3.27	5.39	140	1.32	22.15	295	NA	↓
1410	21.30	100	3.27	5.39	60	1.27	22.00	292	NA	Slightly cloudy
1415	21.40	100	3.28	5.41	26	1.12	21.73	291	NA	↓
1420	21.65	100	3.32	5.40	15	0.84	21.65	290	NA	↓
1425	21.80	100	3.32	5.40	10	0.84	21.77	289	NA	Clear water
1430	22.00	100	3.32	5.39	8.3	0.80	21.43	288	NA	↓
1435	22.10	100	3.31	5.39	7.4	0.73	21.37	287	NA	↓
1440	22.15	100	3.31	5.39	7.2	0.71	21.30	286	NA	↓
1445	22.20	100	3.32	5.38	7.4	0.69	21.32	286	NA	↓
	← Well parameters Stabilized →									
	← Sampling Begins →									

SIGNATURE(S): VE

Tetra Tech NUS, Inc.

GROUNDWATER SAMPLE LOG SHEET

Project Site Name: Middle River Center
Project No.: 112C02221

[] Domestic Well Data
[X] Monitoring Well Data
[] Other Well Type:
[] QA Sample Type:

Sample ID No.: MRA-MW70A-080709
Sample Location: MW 70A
Sampled By: MF
C.O.C. No.:
Type of Sample:
[] Low Concentration
[] High Concentration

SAMPLING DATA:

	Color	pH	S.C.	Temp.	Turbidity	DO	Salinity	Other
Date: 8-7-09	(Visual)	(S.U.)	(mS/cm)	(^{0}C)	(NTU)	(mg/l)	(%)	ORP
Time: 1007								
Method: Geo pump	Slightly	6.39	2.30	20.30	12	0.56	NA	-67

PURGE DATA:

	Volume	pH	S.C.	Temp.	Turbidity	DO	Salinity	Other
Date: 8-7-09								
Method: Geo pump								
Monitor Reading (ppm): 0.0								
Well Casing Diameter & Material Type: 4" PVC								
Total Well Depth (TD):								
Static Water Level (WL): 3.60								
One Casing Volume(gal/L):								
Start Purge (hrs): 0857								
End Purge (hrs): 1002								
Total Purge Time (min): 63								
Total Vol. Purged (gal/L): 2.5								

See Low Flow Purge Data Sheet

SAMPLE COLLECTION INFORMATION:

Analysis	Preservative	Container Requirements	Collected
VOCs	HCl	3 - 40 ml VOA	✓
Total RSK	HNO_3	1 - 500 ml Poly	✓
Diss RSK	HNO_3	1 - 500 ml Poly	✓
1,4 Dioxane	ICE	2 - 1L Amber	✓

OBSERVATIONS / NOTES:

Circle if Applicable:

MS/MSD —

Duplicate ID No.:

Signature(s):

Walter R

LOW FLOW PURGE DATA SHEET

PROJECT SITE NAME: Middle ~~Fork~~ River Center
PROJECT NUMBER: 112IC02221

WELL ID.: MRC-MW20A-080709
DATE: 8-7-09

Time (Hrs.)	Water Level (Ft. below TOC)	Flow (mL/Min.)	pH (S.U.)	S. Cond. (mS/cm)	Turb. (NTU)	DO (mg/L)	Temp. (Celcius)	ORP mV	Salinity % or ppt	Comments
0857	3.60	—	—	—	—	—	—	—	—	Initial pre-purge
0902	3.90	300	6.26	2.36	>999	1.84	18.38	-49	NA	Brown water
0907	4.05	200	6.26	2.32	90	0.85	19.01	-58	NA	Cloudy water
0912	4.20	200	6.30	2.33	160	0.73	18.87	-62	NA	
0917	4.25	180	6.24	2.31	90	0.71	19.26	-65	NA	Slightly cloudy
0922	4.30	180	6.22	2.33	110	0.67	18.76	-67	NA	
0927	4.35	150	6.24	2.33	55	0.65	19.74	-61	NA	
0932	4.40	150	6.27	2.35	30	0.96	19.52	-62	NA	
0937	4.40	150	6.29	2.34	21	0.87	19.82	-64	NA	
0942	4.40	150	6.30	2.34	17	0.82	20.10	-65	NA	
0947	4.40	150	6.34	2.37	14	0.65	20.24	-66	NA	
0952	4.40	150	6.34	2.35	12	0.59	20.20	-66	NA	
0957	4.40	150	6.37	2.35	12	0.57	20.29	-66	NA	
1002	4.40	150	6.39	2.36	12	0.56	20.50	-67	NA	
	PW parameters Stabilize									
	Sampling Begins									

SIGNATURE(S): [signature]

PAGE 2 OF 2

Tetra Tech NUS, Inc.

GROUNDWATER SAMPLE LOG SHEET

Project Site Name: Middle River Center
Project No.: 112IC02221

Sample ID No.: MRC-MW70B080709
Sample Location: MW70B
Sampled By: MP
C.O.C. No.:

[] Domestic Well Data
[X] Monitoring Well Data
[] Other Well Type:
[] QA Sample Type:

Type of Sample:
[] Low Concentration
[] High Concentration

SAMPLING DATA:

	Color	pH	S.C.	Temp.	Turbidity	DO	Salinity	Other
Date: 8-7-09	(Visual)	(S.U.)	(mS/cm)	(^{0}C)	(NTU)	(mg/l)	(%)	ORP
Time: 1130								
Method: Geo pump	Clear	14.52	3.79	20.60	10	0.32	NA	-266

PURGE DATA:

	Volume	pH	S.C.	Temp.	Turbidity	DO	Salinity	Other
Date: 8-7-09								
Method: Geo pump								
Monitor Reading (ppm): 0.0								
Well Casing Diameter & Material Type: 2" PVC								
Total Well Depth (TD):			See	Low	Flow	purge		
Static Water Level (WL): 4.20			Data	Sheet				
One Casing Volume(gal/L):								
Start Purge (hrs): 1044								
End Purge (hrs): 1131								
Total Purge Time (min): 47								
Total Vol. Purged (gal/L): 2.0								

SAMPLE COLLECTION INFORMATION:

Analysis	Preservative	Container Requirements	Collected
VOCs	HCl	3 - 40 ml VOA	✓
Total ppm	HNO3	1 - 500 ml Poly	✓
Diss ppm	HNO3	1 - 500 ml Poly	✓
1,4 Dioxane	ICE	2 - 1L Amber	✓

OBSERVATIONS / NOTES:

Circle if Applicable:

MS/MSD —

Duplicate ID No.: —

Signature(s):

Walter R

LOW FLOW PURGE DATA SHEET

PROJECT SITE NAME: Middle River Complex
PROJECT NUMBER: 111C02221

WELL ID.: MRC-MW 70B-080709
DATE: 8-7-09

Time (Hrs.)	Water Level (Ft. below TOC)	Flow (mL/Min.)	pH (S.U.)	S. Cond. (mS/cm)	Turb. (NTU)	DO (mg/L)	Temp. (Celcius)	ORP mV	Salinity % or ppt	Comments
1044	4.20	—	—	—	—	—	—	—	—	Initial, no odor
1046	4.45	340	14.29	4.27	17	1.64	19.09	-124	NA	Slightly cloudy
1051	4.70	200	14.08	4.24	11	0.83	20.02	-188	NA	↓
1056	4.90	180	13.96	4.23	11	0.71	20.18	-220	NA	↓
1101	4.90	180	13.92	4.15	9.8	0.58	20.80	-238	NA	Clear water
1106	4.55	180	13.90	4.02	10	0.47	21.38	-249	NA	↓
1112	5.00	180	13.85	4.02	11	0.43	20.80	-255	NA	↓
1116	5.05	180	13.99	3.91	10	0.40	20.71	-258	NA	↓
1121	5.10	180	14.00	3.86	20	0.37	20.57	-261	NA	↓
1126	5.15	180	14.01	3.84	10	0.33	20.59	-264	NA	↓
1131	5.20	180	14.02	3.79	10	0.32	20.60	-266	NA	↓
	←	Well	Parameters			Stabilize		→		
	←			Sampling	Basins			→		

SIGNATURE(S): Na

Tetra Tech NUS, Inc.

GROUNDWATER SAMPLE LOG SHEET

Project Site Name: Middle River Center
Project No.: 112IC0221

[] Domestic Well Data
[X] Monitoring Well Data
[] Other Well Type:
[] QA Sample Type:

Sample ID No.: MRC-MW71A-082709
Sample Location: MW71A
Sampled By: WP
C.O.C. No.:
Type of Sample:
[] Low Concentration
[] High Concentration

SAMPLING DATA:

	Color (Visual)	pH (S.U.)	S.C. (mS/cm)	Temp. (^{0}C)	Turbidity (NTU)	DO (mg/l)	Salinity (%)	Other
Date: 8-27-09								
Time: 1157								
Method: Geo pump	Slightly	8.50	1.21	24.30	34	2.95	0.1	190

PURGE DATA:

	Volume	pH	S.C.	Temp.	Turbidity	DO	Salinity	Other
Date: 8-27-09								
Method: Geo pump								
Monitor Reading (ppm): 0.0								
Well Casing Diameter & Material		See	Low	Flow	Purge			
Type: 2" PVC								
Total Well Depth (TD):			Data	Sheet				
Static Water Level (WL): 1.65								
One Casing Volume(gal/L):								
Start Purge (hrs): 1100								
End Purge (hrs): 1152								
Total Purge Time (min): 52								
Total Vol. Purged (gal/L): 2.0								

SAMPLE COLLECTION INFORMATION:

Analysis	Preservative	Container Requirements	Collected
VOCs	HCl	3 - 40 ml VOA	✓
Total ppm	HNO3	1 - 500 ml Poly	✓
Diss ppm	HNO3	1 - 500 ml Poly	✓
1,4 Dioxane	ICE	2 - 1L Ambers	✓

OBSERVATIONS / NOTES:

Circle if Applicable:

MS/MSD	Duplicate ID No.:
—	—

Signature(s): [signature]

LOW FLOW PURGE DATA SHEET

PROJECT SITE NAME: Middle River Center
PROJECT NUMBER: 112EC02221

WELL ID.: MRC-MW71A-082709
DATE: 8-27-09

Time (Hrs.)	Water Level (Ft. below TOC)	Flow (mL/Min.)	pH (S.U.)	S. Cond. (mS/cm)	Turb. (NTU)	DO (mg/L)	Temp. (Celcius)	ORP mV	Salinity % or ppt	Comments
1106	1.65	—	—	—	—	—	—	—	—	Initial, no color
1102	2.00	300	6.12	23.0	>889	5.73	22.13	140	2.6	Cloudy water
1107	2.20	160	5.59	9.0	450	3.66	22.51	134	0.7	↓
1112	2.40	160	5.28	9.26	160	3.32	22.61	205	0.5	↓
1117	2.60	100	5.25	7.43	70	3.06	23.49	216	0.4	Slightly cloudy
1122	2.70	100	5.25	4.90	55	3.02	23.70	218	0.3	↓
1127	2.90	100	5.26	3.49	50	3.01	23.50	225	0.2	↓
1132	3.00	100	5.31	2.53	39	2.89	24.21	223	0.1	↓
1137	3.10	100	5.38	2.08	38	2.81	24.34	214	0.1	↓
1142	3.20	100	5.45	1.25	33	2.84	24.37	197	0.1	↓
1147	3.25	100	5.49	1.23	33	2.80	24.33	194	0.1	↓
1152	3.30	100	5.50	1.21	34	2.95	24.30	190	0.1	↓
		Well parameters Stabilized								
		Sampling Begins								

SIGNATURE(S): [signature]

Tetra Tech NUS, Inc.

GROUNDWATER SAMPLE LOG SHEET

Project Site Name: Middle River Center
Project No.: 112IC02221

Sample ID No.: MRC-MW718-092709
Sample Location: MW718
Sampled By: MP
C.O.C. No.:

[] Domestic Well Data
[X] Monitoring Well Data
[] Other Well Type:
[] QA Sample Type:

Type of Sample:
[] Low Concentration
[] High Concentration

SAMPLING DATA:

	Color	pH	S.C.	Temp.	Turbidity	DO	Salinity	Other
Date: 9-27-09	(Visual)	(S.U.)	(mS/cm)	(^{0}C)	(NTU)	(mg/l)	(%)	ORP
Time: 1007								
Method: Geo pump	Slightly	6.34	9.0	20.72	39	3.15	0.6	7

PURGE DATA:

	Volume	pH	S.C.	Temp.	Turbidity	DO	Salinity	Other
Date: 9-27-09								
Method: Geo pump								
Monitor Reading (ppm): 0.6								
Well Casing Diameter & Material Type: 2" PVC			See Low Flow Purge Data Sheet					
Total Well Depth (TD):								
Static Water Level (WL): 4.40								
One Casing Volume(gal/L):								
Start Purge (hrs): 0910								
End Purge (hrs): ~~0957~~	1002							
Total Purge Time (min): 52								
Total Vol. Purged (gal/L): 1.5								

SAMPLE COLLECTION INFORMATION:

Analysis	Preservative	Container Requirements	Collected
VOCs	HCl	3 - 40 ml VOA	✓
Total ppm	HNO3	1 - 500 ml Poly	✓
Diss ppm	HNO3	1 - 500 ml Poly	✓
1,4 Dioxane	ICE	2 - 1L Ambers	✓

OBSERVATIONS / NOTES:

Circle if Applicable:

MS/MSD | Duplicate ID No.:

Signature(s):

LOW FLOW PURGE DATA SHEET

PROJECT SITE NAME: Middle River Center
PROJECT NUMBER: 112FC02221

WELL ID.: MRC-MW 71B-082708
DATE: 8-27-09

Time (Hrs.)	Water Level (Ft. below TOC)	Flow (mL/Min.)	pH (S.U.)	S. Cond. (mS/cm)	Turb. (NTU)	DO (mg/L)	Temp. (Celcius)	ORP mV	Salinity % or ppt	Comments
0910	4.40	—	—	—	—	—	—	—	—	Initial, no odor
0912	5.00	300	5.58	3.25	390	6.76	19.37	108	0.6	Cloudy water
0917	5.20	180	6.13	21.9	90	3.99	19.80	26	1.3	Slightly cloudy
0922	6.00	110	6.32	22.7	70	3.39	21.24	7	1.4	
0927	6.30	100	6.37	22.0	45	3.36	20.24	3	1.6	
0932	6.45	100	6.38	23.7	45	3.28	20.91	4	1.5	
0937	6.60	100	6.36	21.6	45	3.26	20.77	5	1.3	
0942	6.73	100	6.31	14.2	40	3.30	20.72	9	0.9	
0947	6.60	100	6.30	16.0	40	3.23	20.21	11	0.6	
0952	6.90	100	6.32	9.0	39	3.24	20.79	9	0.8	
0957	6.95	100	6.32	9.0	39	3.16	20.70	8	0.6	
1002	7.02	100	6.34	9.0	39	3.15	20.72	7	0.6	
	←		Well	Parameters		Stabilize		→		
	←	—	—	Sampling		Begins		→		

SIGNATURE(S): Wade

Tetra Tech NUS, Inc.

GROUNDWATER SAMPLE LOG SHEET

Project Site Name: Middle River Center
Project No.: 112SC02221

Sample ID No.: MRC-MW72B-080
Sample Location: MW72B
Sampled By: WP
C.O.C. No.:

[] Domestic Well Data
[X] Monitoring Well Data
[] Other Well Type:
[] QA Sample Type:

Type of Sample:
[] Low Concentration
[] High Concentration

SAMPLING DATA:

Date: 8-7-09	Color	pH	S.C.	Temp.	Turbidity	DO	Salinity	Other
Time: 1440	(Visual)	(S.U.)	(mS/cm)	(°C)	(NTU)	(mg/l)	(%)	ORP
Method: Geo pump	Clear	4.64	0.222	19.20	6.2	2.07	NA	265

PURGE DATA:

Date: 8-7-09	Volume	pH	S.C.	Temp.	Turbidity	DO	Salinity	Other
Method: Geo pump								
Monitor Reading (ppm): 0.0								
Well Casing Diameter & Material								
Type: 2" PVC		See Low Flow Purge						
Total Well Depth (TD):								
Static Water Level (WL): 6.30			Data Sheet					
One Casing Volume(gal/L):								
Start Purge (hrs): 1356								
End Purge (hrs): 1443								
Total Purge Time (min): 47								
Total Vol. Purged (gal/L): 2.0								

SAMPLE COLLECTION INFORMATION:

Analysis	Preservative	Container Requirements	Collected
VOCs	HCl	3 - 40 ml VOA	✓
Total ppm	HNO_3	1 - 500 ml Poly	✓
D.55 ppm	HNO_3	1 - 500 ml Poly	✓

OBSERVATIONS / NOTES:

Circle if Applicable:

MS/MSD — Duplicate ID No.:

Signature(s):

Walt Ec

LOW FLOW PURGE DATA SHEET

PROJECT SITE NAME: Middle River Center
PROJECT NUMBER: 112IC02221

WELL ID.: MRC-MW 72B-080709
DATE: 8-7-09

Time (Hrs.)	Water Level (Ft. below TOC)	Flow (mL/Min.)	pH (S.U.)	S. Cond. (mS/cm)	Turb. (NTU)	DO (mg/L)	Temp. (Celcius)	ORP mV	Salinity % or ppt	Comments
1356	6.30	—	—	—	—	—	—	—	—	Initial, no odor
1358	6.80	300	8.60	0.102	45	3.19	19.18	173	NA	Slightly cloudy
1403	6.65	180	6.03	0.128	22	2.65	20.07	217	NA	↓
1408	6.65	180	5.07	0.205	14	2.51	19.63	237	NA	↓
1413	6.65	180	4.81	0.282	12	2.37	19.44	247	NA	↓
1418	6.65	180	4.65	0.343	8.5	2.28	19.36	254	NA	Clear water
1423	6.65	180	4.69	0.308	8.0	2.11	19.49	257	NA	
1428	6.65	180	4.66	0.355	6.0	2.08	19.24	262	NA	
1433	6.65	180	4.64	0.277	6.3	2.06	19.10	266	NA	
1438	6.65	180	4.66	0.275	6.3	2.07	19.15	268	NA	
1443	6.65	180	4.64	0.272	6.2	2.07	19.20	265	NA	
	←	Well parameters				Stabilize			→	
	←			Sampling Begins					→	

SIGNATURE(S): Walt R

Tetra Tech NUS, Inc.

GROUNDWATER SAMPLE LOG SHEET

Project Site Name: Middle River Center
Project No.: 112PC0222

[] Domestic Well Data
[X] Monitoring Well Data
[] Other Well Type:
[] QA Sample Type:

Sample ID No.: MRC-MW738-080609
Sample Location: MW738
Sampled By: MP
C.O.C. No.:
Type of Sample:
[] Low Concentration
[] High Concentration

SAMPLING DATA:

	Color	pH	S.C.	Temp.	Turbidity	DO	Salinity	Other
Date: 8-11-09	(Visual)	(S.U.)	(mS/cm)	(^{0}C)	(NTU)	(mg/l)	(%)	ORP
Time: 1348								
Method: Geo Pump	Clear	4.59	0.123	18.45	6.4	0.97	NA	248

PURGE DATA:

	Volume	pH	S.C.	Temp.	Turbidity	DO	Salinity	Other
Date: 8-11-09								
Method: Geo Pump								
Monitor Reading (ppm): 0.0								
Well Casing Diameter & Material Type: 2" PVC			See Low Flow Purge Data Sheet					
Total Well Depth (TD):								
Static Water Level (WL): 7.05								
One Casing Volume(gal/L):								
Start Purge (hrs): 1251								
End Purge (hrs): 1343								
Total Purge Time (min): 52								
Total Vol. Purged (gal/L): 2.0								

SAMPLE COLLECTION INFORMATION:

Analysis	Preservative	Container Requirements	Collected
VOCs	HCl	3 - 40 ml VOA	✓
Total ppm	HNO3	1 - 500 ml Poly	✓
Diss ppm	HNO3	1 - 500 ml Poly	✓

OBSERVATIONS / NOTES:

Circle if Applicable:

MS/MSD

Duplicate ID No.:

Signature(s):

Matt Pe

LOW FLOW PURGE DATA SHEET

PROJECT SITE NAME: Middle River Center
PROJECT NUMBER: 112IC02221

WELL ID.: MRC-MW 73B-081109
DATE: 8-11-09

Time (Hrs.)	Water Level (Ft. below TOC)	Flow (mL/Min.)	pH (S.U.)	S. Cond. (mS/cm)	Turb. (NTU)	DO (mg/L)	Temp. (Celcius)	ORP mV	Salinity % or ppt	Comments
1251	7.05	—	—	—	—	—	—	—	—	Initial, no odor
1253	7.50	300	4.71	0.258	12	1.85	20.72	220	NA	Slightly cloudy
1258	7.30	180	4.55	0.693	4.9	1.57	20.69	226	NA	Clearwater
1303	7.30	180	4.43	0.672	4.1	1.25	19.94	237	NA	
1308	7.30	180	4.39	0.515	4.2	1.16	19.83	239	NA	
1313	7.30	180	4.40	0.391	4.6	1.04	19.51	242	NA	
1318	7.30	180	4.40	0.319	7.1	1.00	18.95	245	NA	
1323	7.30	180	4.48	0.292	11	0.98	18.73	246	NA	
1328	7.30	180	4.53	0.256	6.1	0.98	18.56	246	NA	
1333	7.30	180	4.53	0.227	6.4	0.95	18.45	246	NA	
1338	7.30	180	4.57	0.225	6.5	0.97	18.40	247	NA	
1343	7.30	180	4.59	0.223	6.4	0.97	18.45	248	NA	

Well Parameters Stabilize

Sampling Begins

SIGNATURE(S): [signature]

Tetra Tech NUS, Inc.

GROUNDWATER SAMPLE LOG SHEET

Project Site Name: Middle River Center
Project No.: 112IC02221

Sample ID No.: MRC-mw 24A-080409
Sample Location: mw 24A
Sampled By: MP
C.O.C. No.:
Type of Sample:
[] Low Concentration
[] High Concentration

[] Domestic Well Data
[X] Monitoring Well Data
[] Other Well Type:
[] QA Sample Type:

SAMPLING DATA:

	Color	pH	S.C.	Temp.	Turbidity	DO	Salinity	Other
Date: 8-14-09	(Visual)	(S.U.)	(mS/cm)	(^{0}C)	(NTU)	(mg/l)	(%)	ORP
Time: 1358								
Method: Geo Pump	Clear	5.96	0.999	16.10	9.3	0.40	NM	189

PURGE DATA:

	Volume	pH	S.C.	Temp.	Turbidity	DO	Salinity	Other
Date: 8-14-09								
Method: Geo pump								
Monitor Reading (ppm): 0.0								
Well Casing Diameter & Material Type: 2" PVC			See Low Flow Purge Data Sheet					
Total Well Depth (TD): 18.25								
Static Water Level (WL): 7.80								
One Casing Volume(gal/L):								
Start Purge (hrs): 1252								
End Purge (hrs): 1353								
Total Purge Time (min): 61								
Total Vol. Purged (gal/L): 2.5								

SAMPLE COLLECTION INFORMATION:

Analysis	Preservative	Container Requirements	Collected
VOCs	HCl	3 - 40 ml Vials	✓
Total ppm	HNO3	1 - 500 ml Poly	✓
Diss ppm	HNO3	1 - 500 ml Poly	✓

OBSERVATIONS / NOTES:

Circle if Applicable:

MS/MSD

Duplicate ID No.:

Signature(s):

Mike

LOW FLOW PURGE DATA SHEET

PROJECT SITE NAME: Middle River Center
PROJECT NUMBER: 112EC02221

WELL ID.: MRC-MW 74A-081409
DATE: 8-14-09

Time (Hrs.)	Water Level (Ft. below TOC)	Flow (mL/Min.)	pH (S.U.)	S. Cond. (mS/cm)	Turb. (NTU)	DO (mg/L)	Temp. (Celcius)	ORP mV	Salinity % or ppt	Comments
1252	7.80	—	—	—	—	—	—	—	—	Initial reading
1253	7.80	300	6.67	0.326	40	0.66	5.11	240	NA	Slightly cloudy
1256	8.00	180	5.97	0.824	28	0.34	2.65	220	NA	
1303	8.05	150	5.98	0.790	20	0.24	1.38	211	NA	Temp Sensor not working
1309	8.05	150	5.89	0.644	18	0.08	2.22	208	NA	
1313	8.05	150	5.99	0.545	14	0.04	0.97	205	NA	
1318	8.05	150	5.99	0.443	12	0.00	0.43	202	NA	
1327	8.10	150	5.93	0.440	12	0.00	0.52	200	NA	
1328	8.10	150	5.91	0.484	9.7	0.00	1.29	197	NA	Clean water
1333	8.10	150	6.05	0.655	10	0.01	1.33	195	NA	
1338	8.10	150	5.89	0.886	9.6	0.40	1.12	192	NA	
1343	8.15	150	5.98	0.999	9.5	0.37	1.09	150	NA	
1348	8.15	150	5.95	0.999	9.4	0.39	1.04	191	NA	
1352	8.15	150	5.86	0.899	9.3	0.40	1.10	189	NA	
		Well Parameters Stabilize								
		Sampling Begins								

SIGNATURE(S): _____

Tetra Tech NUS, Inc.

GROUNDWATER SAMPLE LOG SHEET

Project Site Name: Middle River Center
Project No.: 112SC02221

Sample ID No.: MRC-MW74B-081709
Sample Location: MW 74B
Sampled By: WP
C.O.C. No.:

[] Domestic Well Data
[X] Monitoring Well Data
[] Other Well Type:
[] QA Sample Type:

Type of Sample:
[] Low Concentration
[] High Concentration

SAMPLING DATA:

	Color	pH	S.C.	Temp.	Turbidity	DO	Salinity	Other
Date: 8-17-09	(Visual)	(S.U.)	(mS/cm)	(^{0}C)	(NTU)	(mg/l)	(%)	ORP
Time: 1546								
Method: Geo pump	Slightly	5.96	2.21	0.00	19	0.52	NA	215

PURGE DATA:

	Volume	pH	S.C.	Temp.	Turbidity	DO	Salinity	Other
Date: 8-17-09								
Method: Geo pump								
Monitor Reading (ppm): 0.0								
Well Casing Diameter & Material Type: 4" PVC								
Total Well Depth (TD):								
Static Water Level (WL): 8.20								
One Casing Volume(gal/L):								
Start Purge (hrs): 1340								
End Purge (hrs): 1541								
Total Vol. Purged (gal/L): 3.5								

See Low Flow Purge Data Sheet

SAMPLE COLLECTION INFORMATION:

Analysis	Preservative	Container Requirements	Collected
VOCs	HCl	3 - 40 ml VOA	✓
Total ppm	HNO3	1 - 500 ml Poly	✓
Diss ppm	HNO3	1 - 500 ml Poly	✓

OBSERVATIONS / NOTES:

2 ha max purge prior work plan. Well did not Stabilize.

Circle if Applicable:

MS/MSD | Duplicate ID No.:

Signature(s):

Walt R

LOW FLOW PURGE DATA SHEET

PROJECT SITE NAME: Middle River Center
PROJECT NUMBER: 112IC02221

WELL ID.: MRC-MW 74B-081709
DATE: 8-17-09

Time (Hrs.)	Water Level (Ft. below TOC)	Flow (mL/Min.)	pH (S.U.)	S. Cond. (mS/cm)	Turb. (NTU)	DO (mg/L)	Temp. (Celcius)	ORP mV	Salinity % or ppt	Comments
1340	8.20	—	—	—	—	—	—	—	—	Initial, no odor
1341	8.40	300	5.89	4.29	21	0.00	4.73	217	NA	Slightly Cloudy
1346	8.60	200	5.65	0.645	15	0.00	4.04	222	NA	
1351	8.80	150	5.55	0.405	14	0.00	4.19	223	NA	Temp Sensor not working
1356	8.90	100	5.55	0.312	14	0.00	3.84	225	NA	
1401	8.95	100	5.60	0.326	14	0.31	2.57	226	NA	
1406	8.95	100	5.65	0.303	15	0.76	0.96	229	NA	
1411	9.00	100	5.80	0.271	13	0.20	0.73	230	NA	
1416	9.00	100	5.74	0.267	14	0.37	0.77	230	NA	
1421	9.05	100	5.81	0.333	14	2.50	0.60	229	NA	
1426	9.05	100	5.83	0.348	14	1.98	0.37	228	NA	
1431	9.05	100	5.86	0.398	14	1.60	0.00	229	NA	
1436	9.05	100	5.88	0.407	14	0.95	0.00	229	NA	
1441	9.10	100	5.84	0.410	14	0.43	0.00	229	NA	
1446	9.10	100	5.84	0.692	15	0.40	0.00	229	NA	
1451	9.10	100	5.84	0.885	14	1.37	0.00	229	NA	
1456	9.00	100	5.85	0.884	15	0.34	0.00	227	NA	
1506	9.15	100	5.85	0.450	16	0.72	0.00	225	NA	
1516	9.15	100	5.92	0.465	15	0.00	0.00	223	NA	
1526	9.30	100	5.95	2.35	15	0.63	0.00	220	NA	
1536	9.30	100	5.97	2.08	19	1.09	0.00	218	NA	
1541	9.30	100	5.96	2.21	19	0.52	0.00	215	NA	

2hr ~~Purge~~ Max Purge Pump work plan

Sampling Begins

SIGNATURE(S): [signature]

PAGE 2 OF 2

Tetra Tech NUS, Inc.

GROUNDWATER SAMPLE LOG SHEET

Project Site Name: Middle River Center
Project No.: 112IC02221

Sample ID No.: MRC-MW76B-080409
Sample Location: MW76B
Sampled By: MP
C.O.C. No.:

[] Domestic Well Data
[X] Monitoring Well Data
[] Other Well Type:
[] QA Sample Type:

Type of Sample:
[] Low Concentration
[] High Concentration

SAMPLING DATA:

Date: 8-11-09	Color	pH	S.C.	Temp.	Turbidity	DO	Salinity	Other
Time: 0956	(Visual)	(S.U.)	(mS/cm)	(^{0}C)	(NTU)	(mg/l)	(%)	ORP
Method: Geo pump	Slighty	6.52	0.930	23.21	34	0.60	NA	-39

PURGE DATA:

Date: 8-11-09	Volume	pH	S.C.	Temp.	Turbidity	DO	Salinity	Other
Method: Geo pump								
Monitor Reading (ppm): 0.0								
Well Casing Diameter & Material Type: 2" PVC		See Low Flow purge Data Sheet						
Total Well Depth (TD):								
Static Water Level (WL): 10.50								
One Casing Volume(gal/L):								
Start Purge (hrs): 0854								
End Purge (hrs): 0951								
Total Purge Time (min): 57								
Total Vol. Purged (gal/L): 2.0								

SAMPLE COLLECTION INFORMATION:

Analysis	Preservative	Container Requirements	Collected
VOCs	HCl	3 - 40 ml VOA	✓
Total PPM	HNO3	1 - 500 ml Poly	✓
Diss PPM	HNO3	1 - 500 ml Poly	✓

OBSERVATIONS / NOTES:

Circle if Applicable:

MS/MSD | Duplicate ID No.:

Signature(s):

Walt Pe

LOW FLOW PURGE DATA SHEET

PROJECT SITE NAME: Middle River Center
PROJECT NUMBER: 112IE02221

WELL ID.: MRC-MW 76B-081109
DATE: 8-11-09

Time (Hrs.)	Water Level (Ft. below TOC)	Flow (mL/Min.)	pH (S.U.)	S. Cond. (mS/cm)	Turb. (NTU)	DO (mg/L)	Temp. (Celcius)	ORP mV	Salinity % or ppt	Comments
0854	10.50	—	—	—	—	—	—	—	—	Initial, no odor
0856	11.00	300	5.97	0.344	500	1.49	26.13	-17	NA	Cloudy water
0901	11.00	200	6.08	0.618	390	1.16	25.85	-37	NA	↓
0906	11.25	200	6.48	0.775	140	1.01	24.26	-39	NA	↓
0911	11.40	200	6.58	0.822	85	0.86	23.61	-40	NA	Slightly cloudy
0916	11.35	180	6.57	0.850	80	0.79	24.00	-41	NA	↓
0921	11.35	180	6.70	0.915	75	0.77	23.85	-42	NA	↓
0926	11.35	180	6.42	0.944	80	0.72	23.27	-41	NA	↓
0931	11.35	180	6.60	0.935	75	0.67	23.29	-41	NA	↓
0936	11.35	180	6.60	0.933	60	0.64	23.36	-41	NA	↓
0941	11.35	180	6.59	0.932	40	0.63	23.27	-41	NA	↓
0946	11.35	180	6.56	0.931	33	0.61	23.25	-40	NA	↓
0951	11.35	180	6.52	0.930	54	0.60	23.21	-39	NA	↓
	←		pH	Parameters		Stabilized				→
	→			Sampling		Begins				→

SIGNATURE(S): [signature]

Tetra Tech NUS, Inc.

GROUNDWATER SAMPLE LOG SHEET

Project Site Name: Middle River Center
Project No.: 112RC02221

Sample ID No.: MRC-MW 78B-080509
Sample Location: MW 78B
Sampled By: KP
C.O.C. No.:

[] Domestic Well Data
[X] Monitoring Well Data
[] Other Well Type:
[] QA Sample Type:

Type of Sample:
[] Low Concentration
[] High Concentration

SAMPLING DATA:

	Color	pH	S.C.	Temp.	Turbidity	DO	Salinity	Other
Date: 8-11-09	(Visual)	(S.U.)	(mS/cm)	(^{0}C)	(NTU)	(mg/l)	(%)	ORP
Time: 1519								
Method: Geo pump	Clear	5.35	3.98	11.55	9.5	1.27	NA	40

PURGE DATA:

	Volume	pH	S.C.	Temp.	Turbidity	DO	Salinity	Other
Date: 8-11-09								
Method: Geo pump								
Monitor Reading (ppm): 0.0								
Well Casing Diameter & Material Type: 2" PVC		See Low Flow Purge Data Sheet						
Total Well Depth (TD):								
Static Water Level (WL): 8.16								
One Casing Volume(gal/L):								
Start Purge (hrs): 1422								
End Purge (hrs): 1514								
Total Purge Time (min): 52								
Total Vol. Purged (gal/L): 1.5								

SAMPLE COLLECTION INFORMATION:

Analysis	Preservative	Container Requirements	Collected
VOCs	HCl	3 - 40 ml VOA	✓
Total ppm	HNO3	1 - 500 ml Poly	✓
Diss ppm	HNO3	1 - 500 ml Poly	✓

OBSERVATIONS / NOTES:

Circle if Applicable:

MS/MSD

Duplicate ID No.:

Signature(s):

LOW FLOW PURGE DATA SHEET

PROJECT SITE NAME: Middle River Center
PROJECT NUMBER: 112TC02221

WELL ID.: MRC-mw 78B-081109
DATE: 8-11-09

Time (Hrs.)	Water Level (Ft. below TOC)	Flow (mL/Min.)	pH (S.U.)	S. Cond. (mS/cm)	Turb. (NTU)	DO (mg/L)	Temp. (Celcius)	ORP mV	Salinity % or ppt	Comments
1422	8.10	—	—	—	—	—	—	—	—	Initial, no odor
1424	8.50	300	5.86	2.94	>995	1.68	21.63	39	NA	Brown water
1429	9.80	200	5.60	2.92	650	1.14	20.57	40	NA	Cloudy water
1434	10.40	150	5.55	2.92	120	1.06	20.35	41	NA	↓
1439	10.80	100	5.40	3.06	31	1.04	19.78	41	NA	Slightly Cloudy
1444	11.20	100	5.35	3.41	18	1.15	16.63	41	NA	↓
1449	11.35	100	5.34	3.62	13	1.34	15.86	40	NA	↓
1454	11.80	100	5.40	3.78	11	1.23	12.83	41	NA	↓
1459	12.70	100	5.40	3.90	11	1.23	11.56	41	NA	↓
1504	12.75	100	5.38	4.00	10	1.22	11.52	40	NA	Clean water
1509	12.85	100	5.35	3.94	8.9	1.25	11.50	40	NA	↓
1514	12.95	100	5.35	3.98	9.5	1.27	11.55	40	NA	↓
	←	—	pH	Parameters			Stabilized		→	
	→			Sampling			Begins		→	

SIGNATURE(S): [signature]

PAGE 2 OF 2

Tetra Tech NUS, Inc.

GROUNDWATER SAMPLE LOG SHEET

Project Site Name: Middle River Center
Project No.: 112IC02221

[] Domestic Well Data
[X] Monitoring Well Data
[] Other Well Type:
[] QA Sample Type:

Sample ID No.: MRC-MW79B081109
Sample Location: MW79B
Sampled By: VP
C.O.C. No.:
Type of Sample:
[] Low Concentration
[] High Concentration

SAMPLING DATA:

	Color (Visual)	pH (S.U.)	S.C. (mS/cm)	Temp. (^{0}C)	Turbidity (NTU)	DO (mg/l)	Salinity (%)	Other
Date: 8-11-09								
Time: 1118								ORP
Method: Geo pump	Clean	6.01	2.53	19.88	7.7	0.46	NA	-30

PURGE DATA:

	Volume	pH	S.C.	Temp.	Turbidity	DO	Salinity	Other
Date: 8-11-09								
Method: Geo pump								
Monitor Reading (ppm): 0.0								
Well Casing Diameter & Material Type: 2" PV		See	Low	Flow	purge			
Total Well Depth (TD):								
Static Water Level (WL): 9.30								
One Casing Volume(gal/L):			Data	Sheet				
Start Purge (hrs): 1027								
End Purge (hrs): 1113								
Total Purge Time (min): 46								
Total Vol. Purged (gal/L): 7.0								

SAMPLE COLLECTION INFORMATION:

Analysis	Preservative	Container Requirements	Collected
VOCs	HCl	3 - 40 ml VOA	✓
Total ppm	HNO3	1 - 500 ml poly	✓
Diss ppm	HNO3	1 - 500 ml poly	✓

OBSERVATIONS / NOTES:

Circle if Applicable:

MS/MSD	Duplicate ID No.:
—	—

Signature(s): [signature]

LOW FLOW PURGE DATA SHEET

PROJECT SITE NAME: Middle River Center
PROJECT NUMBER: 112IC02221

WELL ID.: MRC-NW 7R-080109
DATE: 8-11-09

Time (Hrs.)	Water Level (Ft. below TOC)	Flow (mL/Min.)	pH (S.U.)	S. Cond. (mS/cm)	Turb. (NTU)	DO (mg/L)	Temp. (Celcius)	ORP mV	Salinity % or ppt	Comments
1027	9.70	—	—	—	—	—	—	—	—	Initial no odor
1028	9.80	300	6.59	1.76	150	1.83	23.85	-40	NA	Cloudy water
1033	9.75	180	6.45	1.83	50	0.96	21.65	-43	NA	Slightly Cloudy
1038	9.80	180	6.12	2.37	21	0.78	20.96	-37	NA	
1043	9.80	180	5.85	2.84	11	0.63	21.17	-34	NA	
1048	9.80	180	5.96	2.87	9.3	0.58	20.89	-33	NA	Clear water
1053	9.80	180	5.84	2.81	8.2	0.57	20.66	-31	NA	↓
1058	9.85	180	6.01	2.70	7.5	0.52	20.17	-32	NA	
1103	9.85	180	6.01	2.61	7.7	0.47	19.91	-30	NA	
1108	9.85	180	6.01	2.55	7.5	0.50	19.67	-31	NA	
1113	9.85	180	6.01	2.53	7.7	0.46	19.88	-30	NA	
	←		Well Parameters				Stabilize	→		
		←		Sampling Begins				→		

SIGNATURE(S): Water

Tetra Tech NUS, Inc.

GROUNDWATER SAMPLE LOG SHEET

Project Site Name: Middle River Center
Project No.: 112IC02221

Sample ID No.: mrc-mw80A-090409
Sample Location: MW 80A
Sampled By: MP
C.O.C. No.:

[] Domestic Well Data
[X] Monitoring Well Data
[] Other Well Type:
[] QA Sample Type:

Type of Sample:
[] Low Concentration
[] High Concentration

SAMPLING DATA:

	Color	pH	S.C.	Temp.	Turbidity	DO	Salinity	Other
Date: 9-20-09	(Visual)	(S.U.)	(mS/cm)	(^{0}C)	(NTU)	(mg/l)	(%)	ORP
Time: 1145								
Method: Geo pump	Slightly	6.35	5.14	21.27	80	2.45	0.3	53

PURGE DATA:

	Volume	pH	S.C.	Temp.	Turbidity	DO	Salinity	Other
Date: 9-20-09								
Method: Geo pump								
Monitor Reading (ppm): 0.0								
Well Casing Diameter & Material Type: 2" PVC			See Low Flow Purge					
Total Well Depth (TD):								
Static Water Level (WL): 6.55								
One Casing Volume(gal/L):			Data Sheet					
Start Purge (hrs): 0939								
End Purge (hrs): 1140								
Total Vol. Purged (gal/L): 4.0								

SAMPLE COLLECTION INFORMATION:

Analysis	Preservative	Container Requirements	Collected
VOCs	HCl	3 - 40 ml VOA	✓
Total Ppm	HNO3	1 - 500 ml Poly	✓
Diss Ppm	HNO3	1 - 500 ml Poly	✓
1,4 Dioxane	ICE	2 - 1L Ambers	✓

OBSERVATIONS / NOTES:

2hr max purge due work flow. Well did not Stabilize.

Circle if Applicable:

MS/MSD | Duplicate ID No.:

Signature(s):

Walter

LOW FLOW PURGE DATA SHEET

PROJECT SITE NAME: Middle River Center
PROJECT NUMBER: 112IC02221

WELL ID.: MRC-MW80A-082009
DATE: 8-20-09

Time (Hrs.)	Water Level (Ft. below TOC)	Flow (mL/Min.)	pH (S.U.)	S. Cond. (mS/cm)	Turb. (NTU)	DO (mg/L)	Temp. (Celcius)	ORP mV	Salinity % or ppt	Comments
0939	6.95	—	—	—	—	—	—	—	—	Initial, no odor
0940	7.10	300	6.02	3.37	210	4.31	21.02	222	0.1	Cloudy water
0945	7.30	170	6.17	3.01	75	3.09	21.13	161	0.1	Slightly Cloudy
0950	7.55	120	6.21	3.04	40	2.71	21.82	63	0.2	
0955	7.70	130	6.29	4.14	26	2.64	21.82	42	0.2	
1000	7.85	130	6.37	7.14	22	2.60	21.70	50	0.4	
1005	8.00	100	6.39	20.2	17	2.65	22.01	73	1.3	
1010	8.10	100	6.34	47.6	16	2.55	22.06	80	3.1	
1015	8.25	100	6.37	51.9	18	2.46	22.08	84	3.0	
1020	8.40	100	6.37	29.8	15	2.57	21.81	83	1.8	
1025	8.55	100	6.37	21.7	14	2.61	21.75	80	1.3	
1030	8.70	100	6.38	10.1	18	2.54	21.72	71	0.6	
1040	9.10	100	6.37	9.99	21	2.53	21.73	68	0.9	
1050	9.45	100	6.37	9.99	24	2.38	21.41	61	0.2	
1100	9.85	100	6.38	7.67	26	2.42	21.49	50	0.5	
1110	10.25	100	6.40	9.89	35	2.40	21.46	50	0.3	
1120	10.65	100	6.38	7.67	50	2.41	21.63	49	0.4	
1130	11.00	100	6.36	6.68	36	2.44	21.52	55	0.4	
1135	11.15	100	6.39	6.30	37	2.45	21.45	63	0.3	
1140	11.35	100	6.35	5.14	80	2.45	21.27	53	0.3	

← 2 hr max purge pure work plan →

← Sampling Begins →

SIGNATURE(S): [signature]

PAGE 2 OF 2

Tetra Tech NUS, Inc.

GROUNDWATER SAMPLE LOG SHEET

Project Site Name: Middle River Center
Project No.: 112IC02221

Sample ID No.: MRC-MW80B-082009
Sample Location: MW80B
Sampled By: WP
C.O.C. No.:
Type of Sample:
[] Low Concentration
[] High Concentration

[] Domestic Well Data
[X] Monitoring Well Data
[] Other Well Type:
[] QA Sample Type:

SAMPLING DATA:

	Color	pH	S.C.	Temp.	Turbidity	DO	Salinity	Other
Date: 8-20-09	(Visual)	(S.U.)	(mS/cm)	(^{0}C)	(NTU)	(mg/l)	(%)	ORP
Time: 1514								
Method: Geo Pump	Slightly	10.12	0.599	21.44	38	2.53	0.3	-194

PURGE DATA:

Date: 8-20-09	Volume	pH	S.C.	Temp.	Turbidity	DO	Salinity	Other
Method: Geo Pump								
Monitor Reading (ppm): 0.0								
Well Casing Diameter & Material Type: 2" PVC								
Total Well Depth (TD):			See Low Flow Purge Data Sheet					
Static Water Level (WL): 9.00								
One Casing Volume(gal/L):								
Start Purge (hrs): 1306								
End Purge (hrs): 1509								
Total Purge Time (min): 123								
Total Vol. Purged (gal/L): 3.5								

SAMPLE COLLECTION INFORMATION:

Analysis	Preservative	Container Requirements	Collected
VOCs	HCl	3 - 40 ml VOA	✓
Total Fe	HNO3	1 - 500 ml Poly	✓
Diss Fe	HNO3	1 - 500 ml Poly	✓
1,4 Dioxane	ICE	2 - 1L Amber	✓

OBSERVATIONS / NOTES:

Circle if Applicable:

MS/MSD

Duplicate ID No.:

Signature(s):

Wade

LOW FLOW PURGE DATA SHEET

PROJECT SITE NAME: Middle River Center
PROJECT NUMBER: 112BC02221

WELL ID.: MRC-MW 80B-082009
DATE: 8-20-09

Time (Hrs.)	Water Level (Ft. below TOC)	Flow (mL/Min.)	pH (S.U.)	S. Cond. (mS/cm)	Turb. (NTU)	DO (mg/L)	Temp. (Celcius)	ORP mV	Salinity % or ppt	Comments
1306	9.00	—	—	—	—	—	—	—	—	Initial, no odor
1309	9.80	300	6.80	99.9	>999	3.92	21.31	-142	0.9	Cloudy water
1314	10.50	170	6.31	0.999	>999	4.30	22.59	-114	0.3	↓
1319	11.20	170	6.20	0.999	100	4.82	23.59	-85	0.2	↓
1324	11.60	130	6.46	0.999	80	3.58	23.32	-98	0.2	Slightly cloudy
1329	12.00	100	6.66	0.999	75	3.35	23.18	-115	0.0	
1334	12.55	100	6.68	0.999	85	3.20	21.82	-118	0.0	
1339	13.10	100	6.65	0.999	70	3.13	21.61	-117	0.0	
1344	13.55	100	6.65	0.999	70	2.99	21.77	-120	0.0	
1349	14.20	100	6.65	0.999	70	3.03	21.11	-119	0.0	
1354	14.90	100	6.64	0.999	55	2.89	21.47	-119	0.0	
1404	16.15	100	6.75	0.999	45	2.75	21.59	-123	0.0	
1414	17.60	100	6.74	0.999	45	2.71	21.53	-123	0.0	
1424	18.80	100	6.76	0.999	39	2.50	21.65	-126	0.1	
1434	20.10	100	6.80	6.93	39	2.59	21.53	-129	0.3	
1444	21.30	100	6.83	9.28	37	2.54	21.68	-133	0.7	
1454	22.60	100	7.01	14.6	35	2.41	21.91	-153	0.8	
1504	23.60	100	9.60	0.999	45	2.66	21.34	-230	0.3	
1509	23.70	100	10.12	0.999	38	2.93	21.44	-194	0.3	

← 2hr max purge pure vent flow →

← Sampling Begins →

SIGNATURE(S): [signature]

PAGE 2 OF 2

Tetra Tech NUS, Inc.

GROUNDWATER SAMPLE LOG SHEET

Project Site Name: Middle River Center
Project No.: 112IC02221

[] Domestic Well Data
[X] Monitoring Well Data
[] Other Well Type:
[] QA Sample Type:

Sample ID No.: MRC-MW81A-082109
Sample Location: MW 81A
Sampled By: VP
C.O.C. No.:
Type of Sample:
[] Low Concentration
[] High Concentration

SAMPLING DATA:

	Color (Visual)	pH (S.U.)	S.C. (mS/cm)	Temp. (^{0}C)	Turbidity (NTU)	DO (mg/l)	Salinity (%)	Other
Date: 8-21-09								
Time: 1022								Orp
Method: Geo pump	Clear	5.80	21.5	23.47	9.6	3.33	1.2	-27

PURGE DATA:

	Volume	pH	S.C.	Temp.	Turbidity	DO	Salinity	Other
Date: 8-21-09								
Method: Geo pump								
Monitor Reading (ppm): 0.0								
Well Casing Diameter & Material Type: 2" PVC			See Low Flow Purge					
Total Well Depth (TD):								
Static Water Level (WL): 10.50			Data Sheet					
One Casing Volume(gal/L):								
Start Purge (hrs): 0950								
End Purge (hrs): 1017								
Total Purge Time (min): 47								
Total Vol. Purged (gal/L): 2.0								

SAMPLE COLLECTION INFORMATION:

Analysis	Preservative	Container Requirements	Collected
VOCs	HCl	3 - 40 ml VOA	✓
Total ppm	HNO3	1 - 500 ml Poly	✓
Diss ppm	HNO3	1 - 500 ml Poly	✓

OBSERVATIONS / NOTES:

Circle if Applicable:

MS/MSD	Duplicate ID No.:
—	—

Signature(s): [signature]

LOW FLOW PURGE DATA SHEET

PROJECT SITE NAME: Middle River Center
PROJECT NUMBER: 112IC02221

WELL ID.: REC MW81N-082109
DATE: 8-21-09

Time (Hrs.)	Water Level (Ft. below TOC)	Flow (mL/Min.)	pH (S.U.)	S. Cond. (mS/cm)	Turb. (NTU)	DO (mg/L)	Temp. (Celcius)	ORP mV	Salinity % or ppt	Comments
0930	10.50	—	—	—	—	—	—	—	—	Initial, no odor
0932	10.65	300	5.84	32.2	500	4.33	22.85	-17	4.0	Cloudy water
0937	10.70	140	5.62	12.7	170	4.15	23.69	-18	0.7	
0942	10.90	100	5.50	1.80	38	5.90	23.04	-11	0.1	Slightly cloudy
0947	10.80	100	5.61	3.57	20	3.70	23.44	-14	0.2	
0952	10.80	100	5.75	9.8	14	3.54	23.56	-25	1.0	
0957	10.80	100	5.79	22.1	11	3.41	23.39	-29	1.3	
1002	10.80	100	5.90	21.5	11	3.38	23.52	-30	1.1	
1007	10.80	100	5.90	21.0	9.8	3.34	23.50	-29	1.2	clear water
1012	10.80	100	5.80	21.4	9.6	3.36	23.48	-28	1.1	
1017	10.80	100	5.80	21.5	9.6	3.33	23.47	-27	1.2	
~~1022~~										
	← Well Parameters Stabilize →									
	← Sampling Begins →									

SIGNATURE(S): Nate

PAGE 2 OF 2

Tetra Tech NUS, Inc.

GROUNDWATER SAMPLE LOG SHEET

Project Site Name: Middle River Center
Project No.: 112IC02221

[] Domestic Well Data
[X] Monitoring Well Data
[] Other Well Type:
[] QA Sample Type:

Sample ID No.: MRC-MW81B-082109
Sample Location: MW 81B
Sampled By: GP
C.O.C. No.:
Type of Sample:
[] Low Concentration
[] High Concentration

SAMPLING DATA:

	Color (Visual)	pH (S.U.)	S.C. (mS/cm)	Temp. (^{0}C)	Turbidity (NTU)	DO (mg/l)	Salinity (%)	Other
Date: 8-21-09								
Time: 1140								
Method: Geo pump	Slightly	6.70	14.8	23.66	14	3.30	0.5	-153

PURGE DATA:

	Volume	pH	S.C.	Temp.	Turbidity	DO	Salinity	Other
Date: 8-21-09								
Method: Geo pump								
Monitor Reading (ppm): 0.0								
Well Casing Diameter & Material Type: 2" PVC								
Total Well Depth (TD):								
Static Water Level (WL): 9.25								
One Casing Volume(gal/L):								
Start Purge (hrs): 1044								
End Purge (hrs): 1135								
Total Purge Time (min): 51								
Total Vol. Purged (gal/L): 1.5								

See Low Flow Purge Data Sheet

SAMPLE COLLECTION INFORMATION:

Analysis	Preservative	Container Requirements	Collected
VOCs	HCl	3 - 40 ml VOA	✓
Total ppm	HNO_3	1 - 500 ml Poly	✓
Diss ppm	HNO_3	1 - 500 ml Poly	✓
Diss Gasses	HCl	3 - 40 ml VOA	✓
DOC	H_2SO_4	2 - 40 ml VOA	✓
Alk, TDS, Anions	ICE	1 - 1L Poly	✓
Fe/K/Mn	HNO_3	1 - 250 ml Poly	✓
Ammonia-N	H_2SO_4	1 - 250 ml Poly	✓

OBSERVATIONS / NOTES:

Circle if Applicable:

MS/MSD

Duplicate ID No.:

Signature(s): Walt

LOW FLOW PURGE DATA SHEET

PROJECT SITE NAME: Middle River Center
PROJECT NUMBER: 112IC0721

WELL ID.: MRC-MW 81B-082109
DATE: 8-21-09

Time (Hrs.)	Water Level (Ft. below TOC)	Flow (mL/Min.)	pH (S.U.)	S. Cond. (mS/cm)	Turb. (NTU)	DO (mg/L)	Temp. (Celcius)	ORP mV	Salinity % or ppt	Comments
1044	9.25	—	—	—	—	—	—	—	—	Initial, no odor
1045	9.90	300	6.08	99.9	>999	1.60	23.21	-94	4.0	Cloudy water
1050	10.30	120	6.14	2.23	>999	4.54	23.44	-104	0.1	↓
1055	10.60	130	6.15	1.56	220	3.52	23.66	-106	0.1	↓
1100	10.60	100	6.23	1.99	110	3.61	24.13	-111	0.1	↓
1105	10.60	100	6.34	5.48	55	5.52	23.84	-119	0.3	Slightly cloudy
1110	10.60	100	6.40	7.20	38	3.43	24.05	-122	0.3	↓
1115	10.60	100	6.43	9.99	19	3.32	23.98	-127	0.3	↓
1120	10.60	100	6.69	11.7	16	3.26	23.79	-142	0.7	↓
1125	10.60	100	6.75	14.8	16	3.24	23.70	-153	0.8	↓
1130	10.60	100	6.76	15.0	14	3.28	23.68	-154	0.6	↓
1135	10.60	100	6.70	14.8	14	3.30	23.66	-153	0.5	↓
	→	Well parameters				Stabilize			→	
	→			Sampling	Begins				→	

SIGNATURE(S): Na

Tetra Tech NUS, Inc.

GROUNDWATER SAMPLE LOG SHEET

Project Site Name: Middle River Center
Project No.: 112ICO2221

Sample ID No.: MRC-MW82A-082609
Sample Location: MW82A
Sampled By: VP
C.O.C. No.:

[] Domestic Well Data
[X] Monitoring Well Data
[] Other Well Type:
[] QA Sample Type:

Type of Sample:
[] Low Concentration
[] High Concentration

SAMPLING DATA:

Date: 8-26-09	Color (Visual)	pH (S.U.)	S.C. (mS/cm)	Temp. (^{0}C)	Turbidity (NTU)	DO (mg/l)	Salinity (%)	Other ORP
Time: 1356								
Method: Geo pump	Slightly	4.33	0.080	4.11	30	4.11	0.0	336

PURGE DATA:

Date: 8-26-09	Volume	pH	S.C.	Temp.	Turbidity	DO	Salinity	Other
Method: Geo pump								
Monitor Reading (ppm): 0.0								
Well Casing Diameter & Material Type: 2" PVC			See Low Flow Purge Data Sheet					
Total Well Depth (TD):								
Static Water Level (WL): 5.00								
One Casing Volume(gal/L):								
Start Purge (hrs): 1303								
End Purge (hrs): 1351								
Total Purge Time (min): 48								
Total Vol. Purged (gal/L): 2.0								

SAMPLE COLLECTION INFORMATION:

Analysis	Preservative	Container Requirements	Collected
VOCs	HCl	3 - 40 ml VOA	✓
Total Appm	HNO3	1 - 500 ml Poly	✓
D.ss Appm	HNO3	1 - 500 ml Poly	✓
1,4 Dioxane	ICE	2 - 1L Ambers	✓

OBSERVATIONS / NOTES:

Circle if Applicable:

MS/MSD	Duplicate ID No.:
✓	

Signature(s):

Nate

LOW FLOW PURGE DATA SHEET

PROJECT SITE NAME: Middle River Center
PROJECT NUMBER: 112FC02221

WELL ID.: MRC-MW 82A-082609
DATE: 8-26-09

Time (Hrs.)	Water Level (Ft. below TOC)	Flow (mL/Min.)	pH (S.U.)	S. Cond. (mS/cm)	Turb. (NTU)	DO (mg/L)	Temp. (Celcius)	ORP mV	Salinity % or ppt	Comments
1305	5.00	—	—	—	—	—	—	—	—	Initial, no odor
1306	5.10	300	4.85	99.9	95	1.00	20.20	283	4.0	Slightly Cloudy
1311	5.10	130	4.43	0.90	38	5.26	21.82	318	0.0	
1316	5.10	130	4.21	0.120	33	5.22	21.04	334	0.0	
1321	5.10	130	4.12	0.069	38	4.84	20.56	341	0.0	
1326	5.10	130	4.12	0.039	39	4.33	22.00	347	0.0	
1331	5.10	130	4.19	0.070	30	4.29	21.88	342	0.0	
1336	5.10	130	4.24	0.125	30	4.15	22.29	340	0.0	
1341	5.10	130	4.33	0.090	30	4.17	21.77	335	0.0	
1346	5.10	130	4.30	0.090	30	4.10	21.83	338	0.0	
1351	5.10	130	4.33	0.090	30	4.11	21.86	336	0.0	

← Well Parameters Stabilize →

← Sampling Begins →

SIGNATURE(S): [signature]

PAGE 2 OF 2

Tetra Tech NUS, Inc.

GROUNDWATER SAMPLE LOG SHEET

Project Site Name: Middle River Center
Project No.: 112IC02221

[] Domestic Well Data
[X] Monitoring Well Data
[] Other Well Type:
[] QA Sample Type:

Sample ID No.: MRC-MW83A-081309
Sample Location: MW83A
Sampled By: NP
C.O.C. No.:
Type of Sample:
[] Low Concentration
[] High Concentration

SAMPLING DATA:

	Color (Visual)	pH (S.U.)	S.C. (mS/cm)	Temp. (^{0}C)	Turbidity (NTU)	DO (mg/l)	Salinity (%)	Other
Date: 8-13-09								
Time: 1432								
Method: Geo pump	Stahly	5.68	0.059	1.47	30	2.26	NA	214

PURGE DATA:

	Volume	pH	S.C.	Temp.	Turbidity	DO	Salinity	Other
Date: 8-13-09								
Method: Geo pump								
Monitor Reading (ppm): 0.0								
Well Casing Diameter & Material Type: 2" PVC		See Low Flow purge						
Total Well Depth (TD):								
Static Water Level (WL): 1.40			Data Sheet					
One Casing Volume(gal/L):								
Start Purge (hrs): 1336								
End Purge (hrs): 1428								
Total Purge Time (min): 52								
Total Vol. Purged (gal/L): 2.0								

SAMPLE COLLECTION INFORMATION:

Analysis	Preservative	Container Requirements	Collected
VOCs	HCl	3 - 40 ml VOA	✓
Total PPM	HNO3	1 - 500 ml Poly	✓
Diss PPM	HNO3	1 - 500 ml Poly	✓
1,4 Dioxane	ICE	2 - 1L Amber	✓

OBSERVATIONS / NOTES:

Circle if Applicable:

MS/MSD	Duplicate ID No.:
—	—

Signature(s): [signature]

LOW FLOW PURGE DATA SHEET

PROJECT SITE NAME: Middle River Center
PROJECT NUMBER: 112ECO 2221

WELL ID.: MRC-MW 93A - 081309
DATE: 8-13-09

Time (Hrs.)	Water Level (Ft. below TOC)	Flow (mL/Min.)	pH (S.U.)	S. Cond. (mS/cm)	Turb. (NTU)	DO (mg/L)	Temp. (Celcius)	ORP mV	Salinity % or ppt	Comments
1236	1.46	—	—	—	—	—	—	—	—	Initial pre odor
1338	1.80	250	5.75	0.418	140	3.27	4.70	203	NA	Cloudy water
1343	1.80	190	5.65	0.505	120	2.54	3.55	209	NA	
1348	1.80	180	5.60	0.209	50	2.35	3.11	221	NA	Slightly Cloudy
1353	1.80	180	5.54	0.194	26	2.03	2.47	230	NA	
1358	1.80	180	5.54	0.123	26	1.85	2.38	229	NA	
1403	1.80	180	5.57	0.097	25	1.88	2.01	230	NA	
1408	1.80	180	5.64	0.082	26	1.90	1.38	230	NA	
1413	1.80	180	5.63	0.069	28	1.85	1.41	223	NA	
1418	1.80	180	5.70	0.063	29	2.27	1.46	220	NA	
1423	1.80	180	5.70	0.061	30	2.29	1.43	217	NA	
1428	1.80	180	5.68	0.059	30	2.26	1.47	214	NA	
			WCM	Parameters			Stabilized			
				Sampling	BEGINS					

SIGNATURE(S): _____

Tetra Tech NUS, Inc.

GROUNDWATER SAMPLE LOG SHEET

Project Site Name: Middle River Center
Project No.: 112IC02221

[] Domestic Well Data
[X] Monitoring Well Data
[] Other Well Type:
[] QA Sample Type:

Sample ID No.: MRC-MW84A-08140
Sample Location: MW84A
Sampled By: MP
C.O.C. No.:
Type of Sample:
[] Low Concentration
[] High Concentration

SAMPLING DATA:

	Color (Visual)	pH (S.U.)	S.C. (mS/cm)	Temp. (^{0}C)	Turbidity (NTU)	DO (mg/l)	Salinity (%)	Other
Date: 8-14-09								
Time: 1115								
Method: Geo pump	Slightly	5.91	0.292	0.00	22	3.25	NA	243

PURGE DATA:

	Volume	pH	S.C.	Temp.	Turbidity	DO	Salinity	Other
Date: 8-14-09								
Method: Geo pump								
Monitor Reading (ppm): 0.0								
Well Casing Diameter & Material Type: 2" PVC								
Total Well Depth (TD): 29.80		See Low Flow Purge						
Static Water Level (WL): 1.55								
One Casing Volume(gal/L):								
Start Purge (hrs): 0908			Data Sheet					
End Purge (hrs): 1110								
Total Purge Time (min): 122								
Total Vol. Purged (gal/L): 3.5								

SAMPLE COLLECTION INFORMATION:

Analysis	Preservative	Container Requirements	Collected
VOCs	HCl	3 - 40 ml VOA	✓
Total ppm	HNO3	1 - 500 ml Poly	✓
DSS ppm	HNO3	1 - 500 ml Poly	✓
1,4 Dioxane	ICE	2 - 1L Amber	✓

OBSERVATIONS / NOTES:

2 hr max purge pure work plan.

Circle if Applicable:

MS/MSD	Duplicate ID No.:
—	—

Signature(s): Walter R

LOW FLOW PURGE DATA SHEET

PROJECT SITE NAME: Middle River Center
PROJECT NUMBER: 112DC02221

WELL ID.: MRC-MW64A-081409
DATE: 8-14-09

Time (Hrs.)	Water Level (Ft. below TOC)	Flow (mL/Min.)	pH (S.U.)	S. Cond. (mS/cm)	Turb. (NTU)	DO (mg/L)	Temp. (Celcius)	ORP mV	Salinity % or ppt	Comments
0908	1.55	—	—	—	—	—	—	—	—	Initial pre odor
0910	2.20	200	5.59	0.653	31	4.71	3.69	317	NA	Slight Cloudy
0915	2.85	150	5.50	0.618	26	3.40	3.99	305	NA	
0920	3.60	100	5.51	0.508	23	3.25	4.13	295	NA	
0925	4.25	100	5.56	0.465	25	3.60	4.44	287	NA	
0930	5.05	100	5.65	0.434	26	3.54	2.81	280	NA	
0935	5.60	100	5.68	0.387	29	3.35	1.70	280	NA	
0940	6.35	100	5.66	0.366	27	3.03	1.36	278	NA	
0945	7.10	100	5.66	0.362	29	2.83	0.88	273	NA	
0950	7.85	100	5.69	0.357	27	3.01	0.32	269	NA	Temp sensor not working
0955	8.50	100	5.68	0.343	27	3.40	0.00	264	NA	
1005	9.75	100	5.73	0.342	25	3.00	0.00	254	NA	
1015	10.85	100	5.77	0.327	24	3.00	0.00	247	NA	
1025	12.10	100	5.83	0.322	26	2.87	0.00	245	NA	
1035	13.00	100	5.85	0.315	24	3.04	0.00	245	NA	
1045	13.90	100	5.86	0.313	25	3.24	0.00	244	NA	
1055	14.70	100	5.90	0.304	22	3.44	0.00	245	NA	
1105	15.60	100	5.91	0.297	22	3.48	0.00	243	NA	
1110	16.00	100	5.91	0.292	22	3.75	0.00	248	NA	
		2 hr	Max purge		Pump	Work	Plan			
			Sampling		Begins					

SIGNATURE(S): [signature]

Tetra Tech NUS, Inc.

GROUNDWATER SAMPLE LOG SHEET

Project Site Name: Middle River Center
Project No.: 112EC02221

Sample ID No.: MRC-MW85A-080809
Sample Location: MW85A
Sampled By: MP
C.O.C. No.:
Type of Sample:
[] Low Concentration
[] High Concentration

[] Domestic Well Data
[X] Monitoring Well Data
[] Other Well Type:
[] QA Sample Type:

SAMPLING DATA:

	Color	pH	S.C.	Temp.	Turbidity	DO	Salinity	Other
Date: 8-12-09	(Visual)	(S.U.)	(mS/cm)	(^{0}C)	(NTU)	(mg/l)	(%)	ORP
Time: 1559								
Method: Geo pump	Clear	7.69	0.311	4.50	5.0	3.02	NA	109

PURGE DATA:

	Volume	pH	S.C.	Temp.	Turbidity	DO	Salinity	Other
Date: 8-12-09								
Method: Geo pump								
Monitor Reading (ppm): 0.0								
Well Casing Diameter & Material Type: 2" PVC								
Total Well Depth (TD):		See Low Flow Purge Data Sheet						
Static Water Level (WL): 5.50								
One Casing Volume(gal/L):								
Start Purge (hrs): 1347								
End Purge (hrs): 1554								
Total Purge Time (min): 122								
Total Vol. Purged (gal/L): 3.0								

SAMPLE COLLECTION INFORMATION:

Analysis	Preservative	Container Requirements	Collected
VOCs	HCl	3 - 40 ml vom	✓
Total ppm	HNO3	1 - 500 ml Poly	✓
Diss ppm	HNO3	1 - 500 ml Poly	✓
1,4 Dioxane	Ice	2 - 1L Ambers	✓

OBSERVATIONS / NOTES:

2 hr max purge did not stabilize.

Circle if Applicable:

MS/MSD | Duplicate ID No.:

Signature(s):

Mabra

LOW FLOW PURGE DATA SHEET

PROJECT SITE NAME: Middle River Center
PROJECT NUMBER: 112FC02221

WELL ID.: MRC-MW05A-081209
DATE: 8-12-09

Time (Hrs.)	Water Level (Ft. below TOC)	Flow (mL/Min.)	pH (S.U.)	S. Cond. (mS/cm)	Turb. (NTU)	DO (mg/L)	Temp. (Celcius)	ORP mV	Salinity % or ppt	Comments
1347	5.50	—	—	—	—	—	—	—	—	Initial, no odor
1349	6.05	300	7.44	0.765	3.3	5.47	6.46	221	NA	Slightly cloudy
1354	6.70	150	7.43	0.784	14	4.30	7.28	195	NA	↓
1359	7.30	150	7.37	0.539	12	3.87	7.46	171	NA	↓
1404	8.05	100	7.38	0.453	17	3.71	7.45	148	NA	↓
1409	8.65	100	7.44	0.429	10	3.61	6.67	139	NA	Clean water
1414	9.30	100	7.46	0.378	10	3.60	6.49	125	NA	↓
1419	9.65	100	7.45	0.370	12	3.64	6.51	125	NA	↓
1424	10.50	100	7.46	0.352	8.8	3.65	6.28	121	NA	↓
1429	11.00	100	7.44	0.344	10	3.55	6.71	118	NA	↓
1434	11.55	100	7.47	0.346	9.2	3.60	6.36	115	NA	↓
1444	12.85	100	7.49	0.331	8.4	3.56	5.52	114	NA	↓
1454	13.50	100	7.48	0.334	11	3.72	5.56	106	NA	↓
1504	15.05	100	7.50	0.317	7.5	3.57	4.88	106	NA	↓
1514	16.35	100	7.50	0.307	8.0	3.66	4.47	105	NA	↓
1524	17.50	100	7.50	0.310	7.1	3.46	4.24	125	NA	↓
1534	18.20	100	7.57	0.303	6.9	3.05	4.43	117	NA	↓
1544	19.20	100	7.63	0.310	5.3	3.14	4.28	112	NA	↓
1549	20.50	100	7.67	0.312	5.1	3.06	4.25	112	NA	↓
1554	21.00	100	7.69	0.311	5.0	3.02	4.50	109	NA	↓
	2 hr max purge did not stabilize									
			Sampling Begins							

SIGNATURE(S): _____

Tetra Tech NUS, Inc.

GROUNDWATER SAMPLE LOG SHEET

Project Site Name: Middle River Center
Project No.: 112IC02221

Sample ID No.: MRC-MW86A-081309
Sample Location: MW86A
Sampled By: MP
C.O.C. No.:

[] Domestic Well Data
[X] Monitoring Well Data
[] Other Well Type:
[] QA Sample Type:

Type of Sample:
[] Low Concentration
[] High Concentration

SAMPLING DATA:

	Color	pH	S.C.	Temp.	Turbidity	DO	Salinity	Other
Date: 8-13-09	(Visual)	(S.U.)	(mS/cm)	(^{0}C)	(NTU)	(mg/l)	(%)	ORP
Time: 1020								
Method: Geo pump	Slight	7.24	2.27	3.47	14	1.54	NA	-88

PURGE DATA:

	Volume	pH	S.C.	Temp.	Turbidity	DO	Salinity	Other
Date: 8-13-09								
Method: Geo pump								
Monitor Reading (ppm): 0.0								
Well Casing Diameter & Material Type: 2" PVC		See Low Flow Purge Data Sheet						
Total Well Depth (TD): 12.90								
Static Water Level (WL): 5.25								
One Casing Volume(gal/L):								
Start Purge (hrs): 0928								
End Purge (hrs): 1015								
Total Purge Time (min): 47								
Total Vol. Purged (gal/L): 1.5								

SAMPLE COLLECTION INFORMATION:

Analysis	Preservative	Container Requirements	Collected
VOCs	HCl	3 - 40 ml vials	✓
Total ppm	HNO3	1 - 500 ml Poly	✓
Diss ppm	HNO3	1 - 500 ml Poly	✓
1,4 Dioxane	ICE	2 - 1L Ambers	✓

OBSERVATIONS / NOTES:

Circle if Applicable:

MS/MSD | Duplicate ID No.:

Signature(s):

LOW FLOW PURGE DATA SHEET

PROJECT SITE NAME: Middle River Center
PROJECT NUMBER: 112DC02221

WELL ID.: MRC-MW86A-081309
DATE: 8-13-09

Time (Hrs.)	Water Level (Ft. below TOC)	Flow (mL/Min.)	pH (S.U.)	S. Cond. (mS/cm)	Turb. (NTU)	DO (mg/L)	Temp. (Celcius)	ORP mV	Salinity % or ppt	Comments
0920	5.25	—	—	—	—	—	—	—	—	Initial, no odor
0930	5.40	300	6.85	6.22	28	5.79	4.42	-43	NA	Slightly cloudy
0935	5.45	180	7.17	6.70	22	2.63	4.39	-86	NA	
0940	5.55	180	7.25	7.00	20	2.19	3.80	-98	NA	
0945	5.65	180	7.28	7.06	20	2.06	3.71	-102	NA	
0950	5.75	100	7.27	7.19	18	1.96	3.68	-102	NA	
0955	5.85	100	7.27	7.21	17	1.81	3.56	-101	NA	
1000	5.90	100	7.26	7.34	14	1.61	3.27	-99	NA	
1005	5.95	100	7.22	7.29	14	1.52	3.50	-96	NA	
1010	6.00	100	7.20	7.29	14	1.57	3.52	-91	NA	
1015	6.05	100	7.24	7.27	14	1.54	3.47	-88	NA	
			Well parameters stabilized							
			Sampling Begins							

SIGNATURE(S): Wad

Tetra Tech NUS, Inc.

GROUNDWATER SAMPLE LOG SHEET

Project Site Name: Middle River Center
Project No.: 112IC02221

Sample ID No.: MRC-MW-86B-081309
Sample Location: MW 86B
Sampled By: MP
C.O.C. No.:

[] Domestic Well Data
[X] Monitoring Well Data
[] Other Well Type:
[] QA Sample Type:

Type of Sample:
[] Low Concentration
[] High Concentration

SAMPLING DATA:

Date: 8-13-09	Color	pH	S.C.	Temp.	Turbidity	DO	Salinity	Other
Time: 1150	(Visual)	(S.U.)	(mS/cm)	(^{0}C)	(NTU)	(mg/l)	(%)	ORP
Method: Geo pump	Slightly	6.76	4.24	3.98	23	1.14	NA	-68

PURGE DATA:

Date: 8-13-09	Volume	pH	S.C.	Temp.	Turbidity	DO	Salinity	Other
Method: Geo pump								
Monitor Reading (ppm): 0.0								
Well Casing Diameter & Material Type: 2" PVC			See Low Flow Purge Data Sheet					
Total Well Depth (TD): 34.00								
Static Water Level (WL): 6.60								
One Casing Volume(gal/L):								
Start Purge (hrs): 1053								
End Purge (hrs): 1145								
Total Purge Time (min): 52								
Total Vol. Purged (gal/L): 1.5								

SAMPLE COLLECTION INFORMATION:

Analysis	Preservative	Container Requirements	Collected
VOCs	HCl	3 - 40 ml vials	✓
Total ppm	HNO_3	1 - 500 ml Poly	✓
Diss ppm	HNO_3	1 - 500 ml Poly	✓
1,4 Dioxane	Ice	2 - 1L Ambers	✓

OBSERVATIONS / NOTES:

Circle if Applicable:

MS/MSD

Duplicate ID No.:

Signature(s):

Matt R

LOW FLOW PURGE DATA SHEET

PROJECT SITE NAME: Middle River Center
PROJECT NUMBER: 112SC02221

WELL ID.: MRC-MW86B-081509
DATE: 8-13-09

Time (Hrs.)	Water Level (Ft. below TOC)	Flow (mL/Min.)	pH (S.U.)	S. Cond. (mS/cm)	Turb. (NTU)	DO (mg/L)	Temp. (Celcius)	ORP mV	Salinity % or ppt	Comments
1053	6.10	—	—	—	—	—	—	—	—	Initial, no odor
1055	6.80	300	6.81	2.56	40	4.80	2.45	-46	NA	Slightly cloudy
1100	7.30	180	6.61	2.55	26	2.34	1.55	-49	NA	
1105	7.80	180	6.59	2.53	22	1.79	1.66	-50	NA	
1110	7.80	100	6.55	2.54	25	1.69	2.37	-53	NA	
1115	7.80	100	6.56	2.57	24	1.52	2.52	-55	NA	
1120	7.80	100	6.61	2.62	26	1.38	3.44	-57	NA	
1125	7.80	100	6.64	3.31	23	1.39	3.09	-58	NA	
1130	7.80	100	6.69	2.53	21	1.23	4.01	-61	NA	
1135	7.80	100	6.72	4.17	22	1.17	4.01	-64	NA	
1140	7.90	100	6.74	4.25	22	1.13	4.00	-67	NA	
1145	7.90	100	6.76	4.29	23	1.14	3.98	-68	NA	
		Well parameters				Stabilize				
		Sampling Begins								

SIGNATURE(S): Nate

Tetra Tech NUS, Inc.

GROUNDWATER SAMPLE LOG SHEET

Project Site Name: Middle River Center
Project No.: 112IC022R1

[] Domestic Well Data
[X] Monitoring Well Data
[] Other Well Type:
[] QA Sample Type:

Sample ID No.: MRC-MW ~~78~~ 87A-081709
Sample Location: MW ~~78A~~ 87A
Sampled By: MP
C.O.C. No.:
Type of Sample:
[] Low Concentration
[] High Concentration

SAMPLING DATA:

	Color (Visual)	pH (S.U.)	S.C. (mS/cm)	Temp. (^{0}C)	Turbidity (NTU)	DO (mg/l)	Salinity (%)	Other
Date: 8-20-09								
Time: 1600								
Method: Geo pump	Slightly	7.12	2.56	6.78	50	1.24	NA	-158

PURGE DATA:

	Volume	pH	S.C.	Temp.	Turbidity	DO	Salinity	Other
Date: 8-17-09								
Method: Geo pump								
Monitor Reading (ppm): 0.0								
Well Casing Diameter & Material Type: 2" PVC		See Low Flow Purge Data Sheet						
Total Well Depth (TD):								
Static Water Level (WL): 11.70								
One Casing Volume(gal/L):								
Start Purge (hrs): 0933								
End Purge (hrs): 0950								
Total Purge Time (min): 17								
Total Vol. Purged (gal/L): 0.5								

SAMPLE COLLECTION INFORMATION:

Analysis	Preservative	Container Requirements	Collected
VOCs	HCl	3 - 40 ml VOA	✓
Total ppm	HNO3	1 - 500 ml Poly	✓
Diss ppm	HNO3	1 - 500 ml Poly	✓
1,4 Dioxane	ICE	2 - 1L Amber	✓

8-20-09 ↓

OBSERVATIONS / NOTES:

Circle if Applicable:

MS/MSD	Duplicate ID No.:
—	—

Signature(s): [signature]

LOW FLOW PURGE DATA SHEET

PROJECT SITE NAME: Middle River Center
PROJECT NUMBER: 112IC02221

WELL ID.: 87 MRC-MW~~3~~A-081709
DATE: 8-17-09

Time (Hrs.)	Water Level (Ft. below TOC)	Flow (mL/Min.)	pH (S.U.)	S. Cond. (mS/cm)	Turb. (NTU)	DO (mg/L)	Temp. (Celcius)	ORP mV	Salinity % or ppt	Comments
0933	11.70	—	—	—	—	—	—	—	—	Initial, no odor
0935	12.15	200	7.02	1.63	26	0.47	7.15	-141	NA	Slightly cloudy
0940	12.55	100	7.11	2.84	31	0.96	6.72	-156	NA	↓
0945	12.85	100	7.12	2.56	50	1.24	6.78	-158	NA	↓
0950	←			Dry	Set	Recharge	80	%	→	
0955										
1000										
1005										
1010										
1015										
1020										

SIGNATURE(S): Mal

Tetra Tech NUS, Inc.

GROUNDWATER SAMPLE LOG SHEET

Project Site Name: Middle River Center
Project No.: 112IC02221

[] Domestic Well Data
[X] Monitoring Well Data
[] Other Well Type:
[] QA Sample Type:

Sample ID No.: MRC-MW78B-081709
Sample Location: MW 78B
Sampled By: MP
C.O.C. No.:
Type of Sample:
[] Low Concentration
[] High Concentration

SAMPLING DATA:

	Color (Visual)	pH (S.U.)	S.C. (mS/cm)	Temp. (^{0}C)	Turbidity (NTU)	DO (mg/l)	Salinity (%)	Other
Date: 8-17-09								
Time: 1204								
Method: Geo Pump								

PURGE DATA:

	Volume	pH	S.C.	Temp.	Turbidity	DO	Salinity	Other
Date: 8-17-09								
Method: Geo Pump								
Monitor Reading (ppm): 0.0								
Well Casing Diameter & Material Type: 2" PVC		See	Low	Flow	Purge			
Total Well Depth (TD):								
Static Water Level (WL): 12.00			Data	Sheet				
One Casing Volume(gal/L):								
Start Purge (hrs): 0957								
End Purge (hrs): 1157								
Total Purge Time (min): 122								
Total Vol. Purged (gal/L): 3.5								

SAMPLE COLLECTION INFORMATION:

Analysis	Preservative	Container Requirements	Collected
VOCs	HCl	3 - 40 ml VOA	✓
Total ppm	HNO3	1 - 500 ml Poly	✓
Diss ppm	HNO3	1 - 500 ml Poly	✓
1,4 Dioxane	ICE	2 - 1L Ambers	✓

OBSERVATIONS / NOTES:

2 hr Max Purge Pure Work Plan. Well did not stabilize.

Circle if Applicable:

MS/MSD

Duplicate ID No.:

Signature(s): [signature]

LOW FLOW PURGE DATA SHEET

PROJECT SITE NAME: Middle River Center
PROJECT NUMBER: 112FC02221

WELL ID.: MRC-mw 88R-081709
DATE: 8-17-09

Time (Hrs.)	Water Level (Ft. below TOC)	Flow (mL/Min.)	pH (S.U.)	S. Cond. (mS/cm)	Turb. (NTU)	DO (mg/L)	Temp. (Celcius)	ORP mV	Salinity % or ppt	Comments
0957	12.00	—	—	—	—	—	—	—	—	
0959	12.60	250	7.85	5.41	252	0.00	2.22	-74	NA	Initial, no odor
1004	13.55	150	7.01	5.10	120	1.10	2.69	-84	NA	Cloudy water
1009	14.15	100	6.97	5.42	75	0.51	3.08	-86	NA	
1014	14.85	100	6.88	7.25	55	0.92	2.25	-85	NA	Slightly cloudy
1019	15.55	100	6.98	4.84	50	0.70	1.65	-85	NA	
1024	16.20	100	6.97	4.93	45	2.54	1.59	-86	NA	
1029	16.70	100	6.96	3.66	45	2.25	1.72	-86	NA	
1034	17.15	100	6.99	3.98	40	1.65	1.60	-86	NA	
1039	17.80	100	6.99	5.19	40	1.11	1.25	-85	NA	
1044	18.20	100	6.98	8.23	38	0.23	1.58	-86	NA	
1054	19.10	100	6.95	8.45	36	0.61	1.54	-85	NA	
1104	19.90	100	6.98	9.20	33	0.00	1.46	-85	NA	
1114	20.50	100	6.97	8.55	34	0.00	1.24	-86	NA	
1124	21.10	100	7.00	8.19	32	0.00	1.26	-85	NA	
1134	22.00	100	6.86	7.14	34	0.55	0.08	-81	NA	
1144	22.55	100	6.96	7.90	34	0.34	1.27	-83	NA	
1154	22.90	100	6.97	8.42	34	0.00	1.20	-86	NA	
1159	23.20	100	7.01	8.41	33	0.00	0.95	-85	NA	
	2 hr Max Purge per work plan									
	Begin Sampling									

SIGNATURE(S): Nate

Tetra Tech NUS, Inc.

GROUNDWATER SAMPLE LOG SHEET

Project Site Name: Middle River Center
Project No.: 112FL02221

[] Domestic Well Data
[X] Monitoring Well Data
[] Other Well Type:
[] QA Sample Type:

Sample ID No.: MRC-MW 88A-0818-9
Sample Location: MW 88A
Sampled By: WP
C.O.C. No.:
Type of Sample:
[] Low Concentration
[] High Concentration

SAMPLING DATA:

	Color (Visual)	pH (S.U.)	S.C. (mS/cm)	Temp. (^{0}C)	Turbidity (NTU)	DO (mg/l)	Salinity (%)	Other
Date: 8-18-09								
Time: 1036								
Method: Geo pump	Slightly	6.74	0.221	0.00	1.5	1.60	NA	-74

PURGE DATA:

	Volume	pH	S.C.	Temp.	Turbidity	DO	Salinity	Other
Date: 8-18-09								
Method: Geo pump								
Monitor Reading (ppm): 0.0								
Well Casing Diameter & Material Type: 2" PVC		See Low Flow Purge Data Sheet						
Total Well Depth (TD):								
Static Water Level (WL): 6.30								
One Casing Volume(gal/L):								
Start Purge (hrs): 0939								
End Purge (hrs): 1031								
Total Purge Time (min): 52								
Total Vol. Purged (gal/L): 2.5								

SAMPLE COLLECTION INFORMATION:

Analysis	Preservative	Container Requirements	Collected
VOCs	HCl	3 - 40 ml VOA	✓
Total ppm	HNO3	1 - 500 ml Poly	✓
Diss ppm	HNO3	1 - 500 ml Poly	✓
1,4 Dioxane	ICE	2 - 1L Ambers	✓

OBSERVATIONS / NOTES:

Circle if Applicable:

MS/MSD	Duplicate ID No.:

Signature(s): [signature]

LOW FLOW PURGE DATA SHEET

PROJECT SITE NAME: Middle River Center
PROJECT NUMBER: 112IC02221

WELL ID.: MRC-MW88A-081809
DATE: 8-18-09

Time (Hrs.)	Water Level (Ft. below TOC)	Flow (mL/Min.)	pH (S.U.)	S. Cond. (mS/cm)	Turb. (NTU)	DO (mg/L)	Temp. (Celcius)	ORP mV	Salinity % or ppt	Comments
0939	6.30	—	—	—	—	—	—	—	—	Initial, no odor
0941	6.50	200	6.51	0.318	22	2.29	3.71	-30	NA	Slightly Cloudy
0946	6.40	200	6.83	0.267	27	1.75	1.05	-84	NA	
0951	6.40	200	6.85	0.273	29	0.69	0.00	-85	NA	Temp Sensor not working
0956	6.40	200	6.84	0.271	23	0.65	0.00	-88	NA	
1001	6.40	200	6.80	0.245	26	0.57	0.00	-93	NA	
1006	6.40	200	6.76	0.225	19	0.87	0.00	-85	NA	
1011	6.40	200	6.75	0.212	15	0.69	0.00	-82	NA	
1016	6.40	200	6.72	0.205	16	1.36	0.00	-77	NA	
1021	6.40	200	6.71	0.225	15	1.59	0.00	-75	NA	
1026	6.40	200	6.72	0.223	16	1.66	0.00	-73	NA	
1031	6.40	200	6.74	0.221	15	1.60	0.00	-74	NA	
	←	Well parameters stabilize							→	
	←	Sampling Begins							→	

SIGNATURE(S): _____

Tetra Tech NUS, Inc.

GROUNDWATER SAMPLE LOG SHEET

Project Site Name: Middle River Center
Project No.: 112G02221

Sample ID No.: MRC-MW88B-081809
Sample Location: MW 88B
Sampled By: MP
C.O.C. No.:

[] Domestic Well Data
[X] Monitoring Well Data
[] Other Well Type:
[] QA Sample Type:

Type of Sample:
[] Low Concentration
[] High Concentration

SAMPLING DATA:

Date: 8-18-09	Color (Visual)	pH (S.U.)	S.C. (mS/cm)	Temp. (°C)	Turbidity (NTU)	DO (mg/l)	Salinity (%)	Other
Time: 1202								
Method: Geo pump	Slightly	7.52	0.285	0.00	14	7.12	NA	~121

PURGE DATA:

Date: 8-18-09	Volume	pH	S.C.	Temp.	Turbidity	DO	Salinity	Other
Method: Geo pump								
Monitor Reading (ppm): 0.0								
Well Casing Diameter & Material Type: 2" PVC								
Total Well Depth (TD):			See Low Flow Purge Data Sheet					
Static Water Level (WL): 6.40								
One Casing Volume(gal/L):								
Start Purge (hrs): 1104								
End Purge (hrs): 1157								
Total Purge Time (min): 53								
Total Vol. Purged (gal/L): 2.5								

SAMPLE COLLECTION INFORMATION:

Analysis	Preservative	Container Requirements	Collected
VOCs	HCl	3 - 40 ml VOA	✓
Total ppm	HNO3	1 - 500 ml Poly	✓
Diss ppm	HNO3	1 - 500 ml Poly	✓
1,4 Dioxane	ICE	2 - 1L Amber	✓

OBSERVATIONS / NOTES:

Circle if Applicable:

MS/MSD	Duplicate ID No.:
✓	✓

Signature(s):

LOW FLOW PURGE DATA SHEET

PROJECT SITE NAME: Middle River Center
PROJECT NUMBER: 112IC02221

WELL ID.: MRC-MW98B-081809
DATE: 8-18-09

Time (Hrs.)	Water Level (Ft. below TOC)	Flow (mL/Min.)	pH (S.U.)	S. Cond. (mS/cm)	Turb. (NTU)	DO (mg/L)	Temp. (Celcius)	ORP mV	Salinity % or ppt	Comments
1104	6.40	—	—	—	—	—	—	—	—	Initial readings
1107	6.85	300	8.25	0.295	17	4.00	2.22	.38	NA	Slightly Cloudy
1112	6.85	200	8.02	0.252	15	4.85	0.09	50	NA	
1117	6.85	200	7.72	0.272	15	4.64	0.00	64	NA	Temp sensor not working
1122	6.85	200	7.68	0.289	14	4.49	0.00	75	NA	
1127	6.85	200	7.67	0.291	14	4.42	0.00	83	NA	
1132	6.85	200	7.68	0.296	14	4.30	0.00	79	NA	
1137	6.85	200	7.67	0.302	14	4.20	0.00	-17	NA	
1142	6.85	200	7.62	0.302	14	3.28	0.00	-95	NA	
1147	6.85	200	7.52	0.289	14	2.20	0.00	-115	NA	
1152	6.85	200	7.47	0.297	14	2.17	0.00	-118	NA	
1157	6.85	200	7.50	0.295	14	2.12	0.00	-121	NA	
			Well parameters Stabilized							
				Sampling	Begins					

SIGNATURE(S): WB

PAGE 2 OF 2

Tetra Tech NUS, Inc.

GROUNDWATER SAMPLE LOG SHEET

Project Site Name: Middle River Center
Project No.: 112RC02221

[] Domestic Well Data
[X] Monitoring Well Data
[] Other Well Type:
[] QA Sample Type:

Sample ID No.: MRC-MW906-081909
Sample Location: MW906
Sampled By: WP
C.O.C. No.:
Type of Sample:
[] Low Concentration
[] High Concentration

SAMPLING DATA:

	Color	pH	S.C.	Temp.	Turbidity	DO	Salinity	Other
Date: 8-18-09	(Visual)	(S.U.)	(mS/cm)	(^{0}C)	(NTU)	(mg/l)	(%)	ORP
Time: 1515								
Method: Geo pump	Slightly	11.05	0.856	0.00	54	0.40	NP	-170

PURGE DATA:

	Volume	pH	S.C.	Temp.	Turbidity	DO	Salinity	Other
Date: 8-18-09								
Method: Geo pump								
Monitor Reading (ppm): 0.0								
Well Casing Diameter & Material Type: 2" PVC		See Low Flow Purge Data Sheet						
Total Well Depth (TD):								
Static Water Level (WL): 7.30								
One Casing Volume(gal/L):								
Start Purge (hrs): 1404								
End Purge (hrs): 1510								
Total Purge Time (min): 66								
Total Vol. Purged (gal/L): 2.5								

SAMPLE COLLECTION INFORMATION:

Analysis	Preservative	Container Requirements	Collected
VOCs	HCl	3 - 40 ml VOA	✓
Total ppm	HNO3	1 - 500 ml Poly	✓
Diss ppm	HNO3	1 - 500 ml Poly	✓
1,4 Dioxane	ICE	2 - 1L Ambers	✓

OBSERVATIONS / NOTES:

Circle if Applicable:

MS/MSD | Duplicate ID No.:

Signature(s):

Walt Pe

LOW FLOW PURGE DATA SHEET

PROJECT SITE NAME: Middle River Center
PROJECT NUMBER: 112IC02221

WELL ID.: MRC-MW90B-081809
DATE: 8-18-09

Time (Hrs.)	Water Level (Ft. below TOC)	Flow (mL/Min.)	pH (S.U.)	S. Cond. (mS/cm)	Turb. (NTU)	DO (mg/L)	Temp. (Celcius)	ORP mV	Salinity % or ppt	Comments
1404	7.30	—	—	—	—	—	—	—	—	Initial, no odor
1405	8.10	300	11.56	0.999	100	0.00	2.31	30	NA	Cloudy water
1410	8.70	180	12.48	0.648	100	0.65	0.00	-15	NA	Slightly Cloudy
1415	9.10	150	12.46	0.640	95	0.87	0.00	-51	NA	
1420	9.30	100	12.47	0.661	100	0.59	0.00	-77	NA	
1425	9.40	100	12.42	0.663	90	0.41	0.00	-87	NA	
1430	9.50	100	12.32	0.647	85	0.22	0.00	-94	NA	
1435	9.60	100	12.16	0.633	80	0.32	0.00	-101	NA	
1440	9.60	100	11.83	0.627	80	0.49	0.00	-104	NA	
1445	9.60	100	11.86	0.732	80	0.71	0.00	-112	NA	
1450	9.60	100	12.09	0.655	60	0.75	0.00	-112	NA	
1455	9.60	100	11.35	0.859	55	0.57	0.00	-114	NA	
1500	9.60	100	11.11	0.855	55	0.38	0.00	-163	NA	
1505	9.60	100	11.07	0.858	54	0.32	0.00	-165	NA	
1510	9.60	100	11.05	0.856	54	0.40	0.00	-170	NA	
	← Well Parameters Stabilize →									
	← Sampling Begins →									

SIGNATURE(S): Wac

PAGE 2 OF 2

APPENDIX C

CHAIN-OF-CUSTODY FORMS

Chain of Custody Record

Temperature on Receipt 1.4°C

Drinking Water? Yes ☐ No ☐

TestAmerica
THE LEADER IN ENVIRONMENTAL TESTING

TAL-4124 (1007)

Client	Project Manager	Date	Chain of Custody Number
Tetra Tech NUS	Tony Apanavage	7-28-09	141125
Address	**Telephone Number (Area Code)/Fax Number**	**Lab Number**	**Page 1 of 1**
20251 Century Blvd Ste 200	(301) 528-3021		
City / **State** / **Zip Code**	**Site Contact**	**Lab Contact**	
Germantown / MD / 20874	Walt Payne		
Project Name and Location (State)	**Carrier/Waybill Number**		
Middle River Center			
Contract/Purchase Order/Quote No.			

Sample I.D. No. and Description (Containers for each sample may be combined on one line)	Date	Time	Matrix: Air	Aqueous	Sed.	Soil	Containers & Preservatives: Unpres.	H2SO4	HNO3	HCl	NaOH	ZnAc/ NaOH	Analysis: VOCs	Total ppm	Diss ppm	1,4 Dioxane
TB-072809	7-28-09	0800		X						X			X			
MRC-MW08A-072809		1139		X			X		X	X			X	X	X	X
MRC-MW52A-072809		1340		X					X					X	X	
MRC-MW53A-072809		1452		X			X		X	X			X	X	X	X

Special Instructions/ Conditions of Receipt

Possible Hazard Identification
☐ Non-Hazard ☐ Flammable ☐ Skin Irritant ☐ Poison B ☐ Unknown

Sample Disposal
☐ Return To Client ☐ Disposal By Lab ☐ Archive For _____ Months (A fee may be assessed if samples are retained longer than 1 month)

Turn Around Time Required
☐ 24 Hours ☐ 48 Hours ☐ 7 Days ☐ 14 Days ☐ 21 Days ☐ Other _____

QC Requirements (Specify)

	Date	Time		Date	Time
1. Relinquished By: Walt Payne	7-28-09	1600	1. Received By: Matthew [illegible] TESTAMERICA	29 JUL 09	0910
2. Relinquished By			2. Received By		
3. Relinquished By			3. Received By		

Comments

DISTRIBUTION: WHITE - Returned to Client with Report; CANARY - Stays with the Sample; PINK - Field Copy

North Carton 30

TestAmerica Cooler Receipt Form/Narrative **Lot Number:** A9G290200
North Canton Facility

Client TETRA TECH NUS Project MIDDLE RIVER By: [signature] (Signature)
Cooler Received on 29 JUL 2009 Opened on 29 JUL 2009
FedEx ☒ UPS ☐ DHL ☐ FAS ☐ Stetson ☐ Client Drop Off ☐ TestAmerica Courier ☐ Other _____
TestAmerica Cooler # _____ Multiple Coolers ☐ Foam Box ☐ Client Cooler ☒ Other _____

1. Were custody seals on the outside of the cooler(s)? Yes ☒ No ☐ Intact? Yes ☒ No ☐ NA ☐
   If YES, Quantity 2 Quantity Unsalvageable _____
   Were custody seals on the outside of cooler(s) signed and dated? Yes ☒ No ☐ NA ☐
   Were custody seals on the bottle(s)? Yes ☐ No ☒
   If YES, are there any exceptions? _____
2. Shippers' packing slip attached to the cooler(s)? Yes ☒ No ☐
3. Did custody papers accompany the sample(s)? Yes ☒ No ☐ Relinquished by client? Yes ☒ No ☐
4. Were the custody papers signed in the appropriate place? Yes ☒ No ☐
5. Packing material used: Bubble Wrap ☒ Foam ☐ None ☐ Other PLASTIC BAG
6. Cooler temperature upon receipt 4 °C See back of form for multiple coolers/temps ☐
   METHOD: IR ☒ Other ☐ _____
   COOLANT: Wet Ice ☒ Blue Ice ☐ Dry Ice ☐ Water ☐ None ☐
7. Did all bottles arrive in good condition (Unbroken)? Yes ☒ No ☐
8. Could all bottle labels be reconciled with the COC? Yes ☒ No ☐
9. Were sample(s) at the correct pH upon receipt? Yes ☒ No ☐ NA ☐
10. Were correct bottle(s) used for the test(s) indicated? Yes ☒ No ☐
11. Were air bubbles >6 mm in any VOA vials? Yes ☐ No ☒ NA ☐
12. Sufficient quantity received to perform indicated analyses? Yes ☒ No ☐
13. Was a trip blank present in the cooler(s)? Yes ☒ No ☐ Were VOAs on the COC? Yes ☒ No ☐

Contacted PM PJO Date 7/29/09 by am via Verbal ☒ Voice Mail ☐ Other ☐
Concerning 14

14. CHAIN OF CUSTODY

The following discrepancies occurred:
DURING UNPACK OF COOLER, LID OF TOTAL METAL 08A OPENED (THUS SPILLING PORTION OF VOLUME (ND) will still have enough to run metals.

15. SAMPLE CONDITION

Sample(s) _____ were received after the recommended holding time had expired.
Sample(s) _____ were received in a broken container.
Sample(s) _____ were received with bubble >6 mm in diameter. (Notify PM)

16. SAMPLE PRESERVATION

Sample(s) _____ were further preserved in Sample Receiving to meet recommended pH level(s). *Nitric Acid Lot# 031909-HNO_3; Sulfuric Acid Lot# 100108-H_2SO_4; Sodium Hydroxide Lot# 073007 -NaOH; Hydrochloric Acid Lot# 092006-HCl; Sodium Hydroxide and Zinc Acetate Lot# 050205-$(CH_3COO)_2ZN$/NaOH.* What time was preservative added to sample(s)? _____

Client ID	pH	Date	Initials
53A	L2 L2	29 JUL 09	MAF
52A	L2 L2		
53A	L2 L2		

Chain of Custody Record

Temperature on Receipt _____

Drinking Water? Yes ☐ No ☐

TestAmerica
THE LEADER IN ENVIRONMENTAL TESTING

TAL-4124 (1007)

Client: Tetra Tech NUS	Project Manager: Tony Apanavage	Date: 7-28-09	Chain of Custody Number: 141127
Address: 20251 Century Blvd STE 200	Telephone Number (Area Code)/Fax Number: (301) 528-3021	Lab Number	Page 1 of 1
City: Germantown / State: MD / Zip Code: 20874	Site Contact: Walt Payon	Lab Contact: Pat Omeara	Analysis (Attach list if more space is needed)
Project Name and Location (State): Middle River Center	Carrier/Waybill Number		Special Instructions/ Conditions of Receipt
Contract/Purchase Order/Quote No.			

Sample I.D. No. and Description (Containers for each sample may be combined on one line)	Date	Time	Matrix: Air	Aqueous	Sed.	Soil	Containers & Preservatives: Unpres.	H2SO4	HNO3	HCl	NaOH	ZnAc/ NaOH	VOCs	Total ppm	Diss ppm	4 Dioxane
TB-072909	7-29-09	0800		X						X			X			
MAC-MW07A-072909		0957		X			X		X	X			X	X	X	X
MAC-MW19A-072909		1258		X			X		X	X			X	X	X	X
MAC-MW02A-072909	↓	1504		X					X					X	X	

Possible Hazard Identification
☐ Non-Hazard ☐ Flammable ☐ Skin Irritant ☐ Poison B ☐ Unknown

Sample Disposal
☐ Return To Client ☐ Disposal By Lab ☐ Archive For _____ Months (A fee may be assessed if samples are retained longer than 1 month)

QC Requirements (Specify)

Turn Around Time Required
☐ 24 Hours ☐ 48 Hours ☐ 7 Days ☐ 14 Days ☐ 21 Days ☐ Other _____

	Date	Time		Date	Time
1. Relinquished By: Walt Payon	7-29-09	1600	1. Received By	7-30-09	0915
2. Relinquished By			2. Received By		
3. Relinquished By			3. Received By		

Comments

DISTRIBUTION: WHITE - Returned to Client with Report; CANARY - Stays with the Sample; PINK - Field Copy

TestAmerica Cooler Receipt Form/Narrative **Lot Number:** A9G300-230

North Canton Facility

Client Tetratech Project Middle River Creek By: _____ (Signature)

Cooler Received on 7.30.09 Opened on 7.30.09

FedEx ☑ UPS ☐ DHL ☐ FAS ☐ Stetson ☐ Client Drop Off ☐ TestAmerica Courier ☐ Other _____

TestAmerica Cooler # _____ Multiple Coolers ☐ Foam Box ☐ Client Cooler ☑ Other _____

Intact? Yes ☑ No ☐ NA ☐

1. Were custody seals on the outside of the cooler(s)? Yes ☑ No ☐
   If YES, Quantity 2 Quantity Unsalvageable _____
   Were custody seals on the outside of cooler(s) signed and dated? Yes ☑ No ☐ NA ☐
   Were custody seals on the bottle(s)? Yes ☐ No ☑
   If YES, are there any exceptions? _____
2. Shippers' packing slip attached to the cooler(s)? Yes ☑ No ☐
3. Did custody papers accompany the sample(s)? Yes ☑ No ☐ Relinquished by client? Yes ☐ No ☐
4. Were the custody papers signed in the appropriate place? Yes ☑ No ☐
5. Packing material used: Bubble Wrap ☑ Foam ☐ None ☐ Other _____
6. Cooler temperature upon receipt 0.4 °C See back of form for multiple coolers/temps ☐
   METHOD: IR ☑ Other ☐ _____
   COOLANT: Wet Ice ☑ Blue Ice ☐ Dry Ice ☐ Water ☐ None ☐
7. Did all bottles arrive in good condition (Unbroken)? Yes ☑ No ☐
8. Could all bottle labels be reconciled with the COC? Yes ☑ No ☐
9. Were sample(s) at the correct pH upon receipt? Yes ☑ No ☐ NA ☐
10. Were correct bottle(s) used for the test(s) indicated? Yes ☑ No ☐
11. Were air bubbles >6 mm in any VOA vials? Yes ☐ No ☑ NA ☐
12. Sufficient quantity received to perform indicated analyses? Yes ☑ No ☐
13. Was a trip blank present in the cooler(s)? Yes ☑ No ☐ Were VOAs on the COC? Yes ☑ No ☐

Contacted PM _____ Date _____ by _____ via Verbal ☐ Voice Mail ☐ Other ☐

Concerning _____

14. CHAIN OF CUSTODY

The following discrepancies occurred:

15. SAMPLE CONDITION

Sample(s) _____ were received after the recommended holding time had expired.

Sample(s) _____ were received in a broken container.

Sample(s) _____ were received with bubble >6 mm in diameter. (Notify PM)

16. SAMPLE PRESERVATION

Sample(s) _____ were further preserved in Sample Receiving to meet recommended pH level(s). *Nitric Acid Lot# 031909-HNO_3; Sulfuric Acid Lot# 100108-H_2SO_4; Sodium Hydroxide Lot# 073007 -NaOH; Hydrochloric Acid Lot# 092006-HCl; Sodium Hydroxide and Zinc Acetate Lot# 050205-$(CH_3COO)_2ZN/NaOH$.* What time was preserved added to sample(s)? _____

Client ID	pH	Date	Initials
1	≤2 ≤2	7.30.09	AP
19	≤2 ≤2		
2	≤2 ≤2		

Chain of Custody Record

Temperature on Receipt _____

Drinking Water? Yes☐ No☐

TestAmerica
THE LEADER IN ENVIRONMENTAL TESTING

TAL-4124 (1007)

Client: Tetra Tech NUS	Project Manager: Tony Aparavage	Date: 7-30-09	Chain of Custody Number: 141128
Address: 20251 Century Blvd STE 200	Telephone Number (Area Code)/Fax Number: (301) 528-3021	Lab Number:	Page 1 of 1
City: Germantown / State: MD / Zip Code: 20874	Site Contact: Walt Payson	Lab Contact:	
Project Name and Location (State): Middle River Center	Carrier/Waybill Number:		
Contract/Purchase Order/Quote No.			

Sample I.D. No. and Description (Containers for each sample may be combined on one line)	Date	Time	Matrix: Air	Aqueous	Sed.	Soil	Containers & Preservatives: Unpres.	H2SO4	HNO3	HCl	NaOH	ZnAc/NaOH	Analysis: VOCs	Total ppm	Diss ppm	1,4 Dioxane
TB-073009	7-30-09	0800		X						X			X			
MRC-MW12B-073009		1044		X			X		X	X			X	X	X	X
MRC-MW12A-073009		1357		X			X		X	X			X	X	X	X
MRC-MW14A-073009	↓	1520		X			X		X	X			X	X	X	X

Special Instructions/ Conditions of Receipt

Possible Hazard Identification
☐ Non-Hazard ☐ Flammable ☐ Skin Irritant ☐ Poison B ☐ Unknown

Sample Disposal
☐ Return To Client ☐ Disposal By Lab ☐ Archive For _____ Months (A fee may be assessed if samples are retained longer than 1 month)

Turn Around Time Required
☐ 24 Hours ☐ 48 Hours ☐ 7 Days ☐ 14 Days ☐ 21 Days ☐ Other _____

QC Requirements (Specify)

1. Relinquished By: Nate Pan	Date: 7-30-09	Time: 1600	1. Received By: TestAmerica	Date: 31 JUL 09	Time: 0910
2. Relinquished By	Date	Time	2. Received By	Date	Time
3. Relinquished By	Date	Time	3. Received By	Date	Time

Comments

DISTRIBUTION: WHITE - Returned to Client with Report; CANARY - Stays with the Sample; PINK - Field Copy

TestAmerica Cooler Receipt Form/Narrative **Lot Number:** A9G310189
North Canton Facility

Client TETRA TECH NUS Project MIDDLE RIVER By: [signature] (Signature)
Cooler Received on 31 JUL 2009 Opened on 31 JUL 2009
FedEx ☒ UPS ☐ DHL ☐ FAS ☐ Stetson ☐ Client Drop Off ☐ TestAmerica Courier ☐ Other _____
TestAmerica Cooler # _____ Multiple Coolers ☐ Foam Box ☐ Client Cooler ☒ Other _____

1. Were custody seals on the outside of the cooler(s)? Yes ☒ No ☐ Intact? Yes ☒ No ☐ NA ☐
   If YES, Quantity 2 OF 4 SIGNED Quantity Unsalvageable _____
   Were custody seals on the outside of cooler(s) signed and dated? Yes ☒ No ☐ NA ☐
   Were custody seals on the bottle(s)? Yes ☐ No ☒
   If YES, are there any exceptions? _____
2. Shippers' packing slip attached to the cooler(s)? Yes ☒ No ☐
3. Did custody papers accompany the sample(s)? Yes ☒ No ☐ Relinquished by client? Yes ☒ No ☐
4. Were the custody papers signed in the appropriate place? Yes ☒ No ☐
5. Packing material used: Bubble Wrap ☒ Foam ☐ None ☐ Other PLASTIC BAG
6. Cooler temperature upon receipt 3.2 °C See back of form for multiple coolers/temps ☐
   METHOD: IR ☒ Other ☐ _____
   COOLANT: Wet Ice ☒ Blue Ice ☐ Dry Ice ☐ Water ☐ None ☐
7. Did all bottles arrive in good condition (Unbroken)? Yes ☒ No ☐
8. Could all bottle labels be reconciled with the COC? Yes ☒ No ☐
9. Were sample(s) at the correct pH upon receipt? Yes ☒ No ☐ NA ☐
10. Were correct bottle(s) used for the test(s) indicated? Yes ☒ No ☐
11. Were air bubbles >6 mm in any VOA vials? Yes ☐ No ☒ NA ☐
12. Sufficient quantity received to perform indicated analyses? Yes ☒ No ☐
13. Was a trip blank present in the cooler(s)? Yes ☒ No ☐ Were VOAs on the COC? Yes ☒ No ☐

Contacted PM _____ Date _____ by _____ via Verbal ☐ Voice Mail ☐ Other ☐
Concerning _____

14. CHAIN OF CUSTODY

The following discrepancies occurred:

_____

15. SAMPLE CONDITION

Sample(s) _____ were received after the recommended holding time had expired.
Sample(s) _____ were received in a broken container.
Sample(s) _____ were received with bubble >6 mm in diameter. (Notify PM)

16. SAMPLE PRESERVATION

Sample(s) _____ were further preserved in Sample Receiving to meet recommended pH level(s). *Nitric Acid Lot#* 031909-*HNO_3; Sulfuric Acid Lot#* 100108-*H_2SO_4; Sodium Hydroxide Lot#* 073007 -*NaOH; Hydrochloric Acid Lot#* 092006-*HCl; Sodium Hydroxide and Zinc Acetate Lot#* 050205-*$(CH_3COO)_2ZN/NaOH$.* What time was preservative added to sample(s)? _____

Client ID	pH	Date	Initials
12B	<2 <2	31 JUL 09	MAF
12A	<2 <2		
14A	<2 <2		

Chain of Custody Record

Temperature on Receipt _____

Drinking Water? Yes ☐ No ☐

TestAmerica
THE LEADER IN ENVIRONMENTAL TESTING

TAL-4124 (1007)

Client: Tetra Tech NUS	Project Manager: Tony Afanavage	Date: 7-31-09	Chain of Custody Number: 141129
Address: 20251 Century Blvd Ste 200	Telephone Number (Area Code)/Fax Number: (301) 528-3021	Lab Number:	Page 1 of 1
City: Germantown / State: MD / Zip Code: 20874	Site Contact: Walt Page	Lab Contact:	
Project Name and Location (State): Middle River Center	Carrier/Waybill Number:		
Contract/Purchase Order/Quote No.			

Sample I.D. No. and Description (Containers for each sample may be combined on one line)	Date	Time	Matrix: Air	Aqueous	Sed.	Soil	Containers & Preservatives: Unpres.	H2SO4	HNO3	HCl	NaOH	ZnAc/ NaOH	Analysis: VOCs	Total ppm	Diss ppm	1,4 Dioxane	Special Instructions/ Conditions of Receipt
TB-073109	7-31-09	0800		X						X			X				
MRC-MW 17A-073109		0922		X			X		X	X			X	X	X	X	
MRC-MW 04A-073109		1109		X					X					X	X		
MRC-MW 23A-073109	↓	1354		X					X	X			X	X	X		

Possible Hazard Identification
☐ Non-Hazard ☐ Flammable ☐ Skin Irritant ☐ Poison B ☐ Unknown

Sample Disposal
☐ Return To Client ☐ Disposal By Lab ☐ Archive For _____ Months (A fee may be assessed if samples are retained longer than 1 month)

Turn Around Time Required
☐ 24 Hours ☐ 48 Hours ☐ 7 Days ☐ 14 Days ☐ 21 Days ☐ Other _____

QC Requirements (Specify)

1. Relinquished By: Walt Page	Date: 7-31-09	Time: 1600	1. Received By: Chris Lynch	Date: 8-1-09	Time: 9:10
2. Relinquished By	Date	Time	2. Received By	Date	Time
3. Relinquished By	Date	Time	3. Received By	Date	Time

Comments

DISTRIBUTION: WHITE - Returned to Client with Report; CANARY - Stays with the Sample; PINK - Field Copy

TestAmerica Cooler Receipt Form/Narrative **Lot Number:** A9H0105
North Canton Facility

Client Tetra Tech Project Middle River By: Chris Lingard (Signature)
Cooler Received on 8-1-09 Opened on 8-1-09
FedEx ☒ UPS ☐ DHL ☐ FAS ☐ Stetson ☐ Client Drop Off ☐ TestAmerica Courier ☐ Other
TestAmerica Cooler # Multiple Coolers ☐ Foam Box ☐ Client Cooler ☒ Other

1. Were custody seals on the outside of the cooler(s)? Yes ☒ No ☐ Intact? Yes ☒ No ☐ NA ☐
   If YES, Quantity 2 Quantity Unsalvageable
   Were custody seals on the outside of cooler(s) signed and dated? Yes ☒ No ☐ NA ☐
   Were custody seals on the bottle(s)? Yes ☐ No ☒
   If YES, are there any exceptions?
2. Shippers' packing slip attached to the cooler(s)? Yes ☒ No ☐
3. Did custody papers accompany the sample(s)? Yes ☒ No ☐ Relinquished by client? Yes ☒ No ☐
4. Were the custody papers signed in the appropriate place? Yes ☒ No ☐
5. Packing material used: Bubble Wrap ☒ Foam ☐ None ☐ Other
6. Cooler temperature upon receipt 1.1 °C See back of form for multiple coolers/temps ☐
   METHOD: IR ☒ Other ☐
   COOLANT: Wet Ice ☒ Blue Ice ☐ Dry Ice ☐ Water ☐ None ☐
7. Did all bottles arrive in good condition (Unbroken)? Yes ☑ No ☐
8. Could all bottle labels be reconciled with the COC? Yes ☑ No ☐
9. Were sample(s) at the correct pH upon receipt? Yes ☑ No ☐ NA ☐
10. Were correct bottle(s) used for the test(s) indicated? Yes ☑ No ☐
11. Were air bubbles >6 mm in any VOA vials? Yes ☐ No ☑ NA ☐
12. Sufficient quantity received to perform indicated analyses? Yes ☑ No ☐
13. Was a trip blank present in the cooler(s)? Yes ☑ No ☐ Were VOAs on the COC? Yes ☑ No ☐

Contacted PM Date by via Verbal ☐ Voice Mail ☐ Other ☐
Concerning

14. CHAIN OF CUSTODY

The following discrepancies occurred:

15. SAMPLE CONDITION

Sample(s) were received after the recommended holding time had expired.
Sample(s) were received in a broken container.
Sample(s) were received with bubble >6 mm in diameter. (Notify PM)

16. SAMPLE PRESERVATION

Sample(s) were further preserved in Sample Receiving to meet recommended pH level(s). *Nitric Acid Lot# 031909-HNO_3; Sulfuric Acid Lot# 100108-H_2SO_4; Sodium Hydroxide Lot# 073007 -NaOH; Hydrochloric Acid Lot# 092006-HCl; Sodium Hydroxide and Zinc Acetate Lot# 050205-$(CH_3COO)_2ZN$/NaOH.* What time was preservative added to sample(s)?

Client ID	pH	Date	Initials
MW 17A	<2 <2	8-1-09	CSL
MW 04A	<2 <2	〃	〃
MW 23A	<2 <2	〃	〃

Chain of Custody Record

Temperature on Receipt _____

Drinking Water? Yes ☐ No ☐

TestAmerica
THE LEADER IN ENVIRONMENTAL TESTING

TAL-4124 (1007)

Client: Tetra Tech MS	Project Manager: Tony Apanavage	Date: 8-3-09	Chain of Custody Number: 141141
Address: 20251 Century Blvd STE 200	Telephone Number (Area Code)/Fax Number: (301) 528-3021	Lab Number:	Page 1 of 1
City: Germantown / State: MD / Zip Code: 20874	Site Contact: Walt Pagan	Lab Contact:	
Project Name and Location (State): Ground Water Sampling 2009 Middle River	Carrier/Waybill Number: Courier		
Contract/Purchase Order/Quote No.			

Sample I.D. No. and Description (Containers for each sample may be combined on one line)	Date	Time	Matrix: Air	Aqueous	Sed.	Soil	Containers & Preservatives: Unpres.	H2SO4	HNO3	HCl	NaOH	ZnAc/ NaOH	Analysis: VOCs	Total/ppm	Diss ppm	Special Instructions/ Conditions of Receipt
TB-080309	8-3-09	0810		X									X			
MRC-MW 60A-080309		1038		X					X	X			X	X	X	
MRC-MW 61A-080309		1202		X					X					X	X	
MRC-MW 59A-080309	↓	1432		X					X					X	X	
MRC-MW 26A-080409	8-4-09	0930		X					X	X			X	X	X	
MRC-MW 29A-080409		1102		X					X	X			X	X	X	
MRC-MW 30A-080409	↓	1500		X					X	X			X	X	X	

Possible Hazard Identification
☐ Non-Hazard ☐ Flammable ☐ Skin Irritant ☐ Poison B ☐ Unknown

Sample Disposal
☐ Return To Client ☐ Disposal By Lab ☐ Archive For _____ Months (A fee may be assessed if samples are retained longer than 1 month)

Turn Around Time Required
☐ 24 Hours ☐ 48 Hours ☐ 7 Days ☐ 14 Days ☐ 21 Days ☐ Other _____

QC Requirements (Specify)

1. Relinquished By: Walt & Pagan	Date: 8-4-09	Time: 1600	1. Received By: Denny Burns	Date: 8/5/09	Time: 1:25pm
2. Relinquished By	Date	Time	2. Received By	Date	Time
3. Relinquished By	Date	Time	3. Received By	Date	Time

Comments

DISTRIBUTION: WHITE - Returned to Client with Report; CANARY - Stays with the Sample; PINK - Field Copy

North Canton

30

TestAmerica Cooler Receipt Form/Narrative **Lot Number:** A9H050300
North Canton Facility

Client Tetra Tech Project _____ By: Derry Burns (Signature)
Cooler Received on 8/5/09 Opened on 8/5/09
FedEx ☐ UPS ☐ DHL ☐ FAS ☐ Stetson ☐ Client Drop Off ☐ TestAmerica Courier ☒ Other _____
TestAmerica Cooler # _____ Multiple Coolers ☐ Foam Box ☐ Client Cooler ☒ Other _____

1. Were custody seals on the outside of the cooler(s)? Yes ☒ No ☐ Intact? Yes ☒ No ☐ NA ☐
   If YES, Quantity 2 Quantity Unsalvageable _____
   Were custody seals on the outside of cooler(s) signed and dated? Yes ☒ No ☐ NA ☐
   Were custody seals on the bottle(s)? Yes ☐ No ☒
   If YES, are there any exceptions? _____
2. Shippers' packing slip attached to the cooler(s)? Yes ☐ No ☒
3. Did custody papers accompany the sample(s)? Yes ☒ No ☐ Relinquished by client? Yes ☒ No ☐
4. Were the custody papers signed in the appropriate place? Yes ☒ No ☐
5. Packing material used: Bubble Wrap ☒ Foam ☐ None ☐ Other _____
6. Cooler temperature upon receipt 2.9 °C See back of form for multiple coolers/temps ☐
   METHOD: IR ☒ Other ☐ _____
   COOLANT: Wet Ice ☒ Blue Ice ☐ Dry Ice ☐ Water ☐ None ☐
7. Did all bottles arrive in good condition (Unbroken)? Yes ☒ No ☐
8. Could all bottle labels be reconciled with the COC? Yes ☒ No ☐
9. Were sample(s) at the correct pH upon receipt? Yes ☒ No ☐ NA ☐
10. Were correct bottle(s) used for the test(s) indicated? Yes ☒ No ☐
11. Were air bubbles >6 mm in any VOA vials? Yes ☐ No ☒ NA ☐
12. Sufficient quantity received to perform indicated analyses? Yes ☒ No ☐
13. Was a trip blank present in the cooler(s)? Yes ☒ No ☐ Were VOAs on the COC? Yes ☒ No ☐

Contacted PM _____ Date _____ by _____ via Verbal ☐ Voice Mail ☐ Other ☐
Concerning _____

14. CHAIN OF CUSTODY

The following discrepancies occurred:

15. SAMPLE CONDITION

Sample(s) _____ were received after the recommended holding time had expired.
Sample(s) _____ were received in a broken container.
Sample(s) _____ were received with bubble >6 mm in diameter. (Notify PM)

16. SAMPLE PRESERVATION

Sample(s) _____ were further preserved in Sample Receiving to meet recommended pH level(s). *Nitric Acid Lot# 031909-HNO_3; Sulfuric Acid Lot# 100108-H_2SO_4; Sodium Hydroxide Lot# 073007 -NaOH; Hydrochloric Acid Lot# 092006-HCl; Sodium Hydroxide and Zinc Acetate Lot# 050205-$(CH_3COO)_2ZN/NaOH$.* What time was preservative added to sample(s)? _____

Client ID	pH	Date	Initials
60A	<2, <2	8/5/09	TB
61A	<2, <2		
59A	<2, <2		
26A	<2, <2		
29A	<2, <2		
30A	<2, <2		

Chain of Custody Record

Temperature on Receipt _____

Drinking Water? Yes ☐ No ☐

TestAmerica
THE LEADER IN ENVIRONMENTAL TESTING

TAL-4124 (1007)

Client: Tetra Tech NUS	Project Manager: Tony Apanavage	Date: 8-5-09	Chain of Custody Number: 141131
Address: 20251 Century Blvd STE 200	Telephone Number (Area Code)/Fax Number: (301) 528-3021	Lab Number:	Page 1 of 1
City: Germantown / State: MD / Zip Code: 20874	Site Contact: Walt Pyon	Lab Contact:	
Project Name and Location (State): Groundwater Sampling 2009	Carrier/Waybill Number:		
Contract/Purchase Order/Quote No.: Middle River Center			

Sample I.D. No. and Description (Containers for each sample may be combined on one line)	Date	Time	Matrix: Air	Aqueous	Sed.	Soil	Containers & Preservatives: Unpres.	H2SO4	HNO3	HCl	NaOH	ZnAc/NaOH	Analysis: VOCs	Total ppm	Diss ppm	1,4 Dioxane	Diss Gasses	Ammonia-N	Alk, TOS, Anions	Fe/Mn	DOC	Special Instructions/ Conditions of Receipt
TB-080509	8-5-09	0800		X									X									
MRC-MW50A-080509	↓	0949		X					X	X			X	X	X							
MRC-MW44A-080509		1121		X			X		X	X			X	X	X	X						
MRC-MW63A-080509		1418		X					X	X			X	X	X							
MRC-MW25A-080609	8-6-09	0940		X			X	X	X	X			X	X	X		X	X	X	X	X	
MRC-MW24A-080609		1130		X			X	X	X	X			X	X	X		X	X	X	X	X	
MRC-MW67A-080609	↓	1450		X					X					X	X							

Possible Hazard Identification
☐ Non-Hazard ☐ Flammable ☐ Skin Irritant ☐ Poison B ☐ Unknown

Sample Disposal
☐ Return To Client ☐ Disposal By Lab ☐ Archive For _____ Months (A fee may be assessed if samples are retained longer than 1 month)

Turn Around Time Required
☐ 24 Hours ☐ 48 Hours ☐ 7 Days ☐ 14 Days ☐ 21 Days ☐ Other _____

QC Requirements (Specify)

1. Relinquished By: Walt Pyon	Date: 8-6-09	Time: 1600	1. Received By: Alana Morgan	Date: 8/7/09	Time: 930
2. Relinquished By	Date:	Time:	2. Received By	Date:	Time:
3. Relinquished By	Date:	Time:	3. Received By	Date:	Time:

Comments

DISTRIBUTION: WHITE - Returned to Client with Report; CANARY - Stays with the Sample; PINK - Field Copy

33

North Canton

TestAmerica Cooler Receipt Form/Narrative **Lot Number: A7H070192**
North Canton Facility

Client Tetra Tech Project Brownfield Site By: Diana Morgan
Cooler Received on 8/7/09 Opened on 8/7/09 (Signature)
FedEx [X] UPS [ ] DHL [ ] FAS [ ] Stetson [ ] Client Drop Off [ ] TestAmerica Courier [ ] Other
TestAmerica Cooler # Multiple Coolers [ ] Foam Box [ ] Client Cooler [X] Other

1. Were custody seals on the outside of the cooler(s)? Yes [X] No [ ] Intact? Yes [X] No [ ] NA [ ]
   If YES, Quantity 2 Quantity Unsalvageable
   Were custody seals on the outside of cooler(s) signed and dated? Yes [X] No [ ] NA [ ]
   Were custody seals on the bottle(s)? Yes [ ] No [X]
   If YES, are there any exceptions?
2. Shippers' packing slip attached to the cooler(s)? Yes [X] No [ ]
3. Did custody papers accompany the sample(s)? Yes [X] No [ ] Relinquished by client? Yes [X] No [ ]
4. Were the custody papers signed in the appropriate place? Yes [X] No [ ]
5. Packing material used: Bubble Wrap [X] Foam [ ] None [ ] Other
6. Cooler temperature upon receipt 0.3 °C See back of form for multiple coolers/temps [ ]
   METHOD: IR [X] Other [ ]
   COOLANT: Wet Ice [X] Blue Ice [ ] Dry Ice [ ] Water [ ] None [ ]
7. Did all bottles arrive in good condition (Unbroken)? Yes [X] No [ ]
8. Could all bottle labels be reconciled with the COC? Yes [X] No [ ]
9. Were sample(s) at the correct pH upon receipt? Yes [X] No [ ] NA [ ]
10. Were correct bottle(s) used for the test(s) indicated? Yes [X] No [ ]
11. Were air bubbles >6 mm in any VOA vials? Yes [ ] No [X] NA [ ]
12. Sufficient quantity received to perform indicated analyses? Yes [X] No [ ]
13. Was a trip blank present in the cooler(s)? Yes [X] No [ ] Were VOAs on the COC? Yes [X] No [ ]

Contacted PM Date by via Verbal [ ] Voice Mail [ ] Other [ ]
Concerning

14. CHAIN OF CUSTODY

The following discrepancies occurred:

15. SAMPLE CONDITION

Sample(s) were received after the recommended holding time had expired.
Sample(s) were received in a broken container.
Sample(s) were received with bubble >6 mm in diameter. (Notify PM)

16. SAMPLE PRESERVATION

Sample(s) were further preserved in Sample Receiving to meet recommended pH level(s). *Nitric Acid Lot# 031909-HNO_3; Sulfuric Acid Lot# 100108-H_2SO_4; Sodium Hydroxide Lot# 073007 -NaOH; Hydrochloric Acid Lot# 092006-HCl; Sodium Hydroxide and Zinc Acetate Lot# 050205-$(CH_3COO)_2ZN$/NaOH.* What time was preserved added to sample(s)?

Client ID	pH	Date	Initials
02	2	8/7/09	a
04	2 2		
03	2 2 2		
25	2 2 2 2 2		
24	2 2 2 2 2		
01	2 2 2		

Chain of Custody Record

Temperature on Receipt _____

Drinking Water? Yes☐ No☐

TestAmerica
THE LEADER IN ENVIRONMENTAL TESTING

TAL-4124 (1007)

Client	Project Manager	Date	Chain of Custody Number
Tetra Tech NUS	Tony Apanavage	8-7-09	141130
Address	**Telephone Number (Area Code)/Fax Number**	**Lab Number**	**Page** 1 of 1
20251 Century Blvd Ste 200	(301) 528-3021		
City / **State** / **Zip Code**	**Site Contact**	**Lab Contact**	
Germantown / MD / 20874	Walt Pyne		
Project Name and Location (State)	**Carrier/Waybill Number**		
Groundwater Sampling 2009			
Contract/Purchase Order/Quote No.			
Middle River Complex			

Sample I.D. No. and Description (Containers for each sample may be combined on one line)	Date	Time	Matrix: Air	Aqueous	Sed.	Soil	Containers & Preservatives: Unpres.	H2SO4	HNO3	HCl	NaOH	ZnAc/NaOH	Analysis: VOCs	Total ppm	Diss ppm	1,4 Dioxane
TB-080709	8-7-09	0800		X									X			
MRC-MW 70A-080709		1007		X			X		X	X			X	X	X	X
MRC-MW 70B-080709		1136		X			X		X	X			X	X	X	X
MRC-MW 72B-080709	↓	1440		X					X	X			X	X	X	

Special Instructions/ Conditions of Receipt

Possible Hazard Identification
☐ Non-Hazard ☐ Flammable ☐ Skin Irritant ☐ Poison B ☐ Unknown

Sample Disposal
☐ Return To Client ☐ Disposal By Lab ☐ Archive For _____ Months (A fee may be assessed if samples are retained longer than 1 month)

Turn Around Time Required
☐ 24 Hours ☐ 48 Hours ☐ 7 Days ☐ 14 Days ☐ 21 Days ☐ Other _____

QC Requirements (Specify)

	Date	Time		Date	Time
1. Relinquished By: Walt Pyne	8-7-09	1600	1. Received By: TEST AMERICA	8/AUG/09	1045
2. Relinquished By			2. Received By		
3. Relinquished By			3. Received By		

Comments

DISTRIBUTION: WHITE - Returned to Client with Report; CANARY - Stays with the Sample; PINK - Field Copy

North Canton

36

gat 8-13-09

TestAmerica Cooler Receipt Form/Narrative **Lot Number:** A9H080141
North Canton Facility

Client TETRA TECH Project MIDDLE RIVER By: Matthew A. Jones (Signature)
Cooler Received on 8 AUG 2009 Opened on 8 AUG 2009
FedEx ☒ UPS ☐ DHL ☐ FAS ☐ Stetson ☐ Client Drop Off ☐ TestAmerica Courier ☐ Other _____
TestAmerica Cooler # _____ Multiple Coolers ☐ Foam Box ☐ Client Cooler ☒ Other _____

1. Were custody seals on the outside of the cooler(s)? Yes ☒ No ☐ Intact? Yes ☒ No ☐ NA ☐
   If YES, Quantity 2 Quantity Unsalvageable _____
   Were custody seals on the outside of cooler(s) signed and dated? Yes ☒ No ☐ NA ☐
   Were custody seals on the bottle(s)? Yes ☐ No ☒
   If YES, are there any exceptions? _____
2. Shippers' packing slip attached to the cooler(s)? Yes ☒ No ☐
3. Did custody papers accompany the sample(s)? Yes ☒ No ☐ Relinquished by client? Yes ☒ No ☐
4. Were the custody papers signed in the appropriate place? Yes ☒ No ☐
5. Packing material used: Bubble Wrap ☒ Foam ☐ None ☐ Other PLASTIC BAG
6. Cooler temperature upon receipt 3.2 °C See back of form for multiple coolers/temps ☐
   METHOD: IR ☒ Other ☐ _____
   COOLANT: Wet Ice ☒ Blue Ice ☐ Dry Ice ☐ Water ☐ None ☐
7. Did all bottles arrive in good condition (Unbroken)? Yes ☒ No ☐
8. Could all bottle labels be reconciled with the COC? Yes ☒ No ☐
9. Were sample(s) at the correct pH upon receipt? Yes ☐ No ☒ NA ☐
10. Were correct bottle(s) used for the test(s) indicated? Yes ☒ No ☐
11. Were air bubbles >6 mm in any VOA vials? Yes ☐ No ☒ NA ☐
12. Sufficient quantity received to perform indicated analyses? Yes ☒ No ☐
13. Was a trip blank present in the cooler(s)? Yes ☒ No ☐ Were VOAs on the COC? Yes ☒ No ☐

Contacted PM _____ Date _____ by _____ via Verbal ☐ Voice Mail ☐ Other ☐
Concerning _____

14. CHAIN OF CUSTODY

The following discrepancies occurred:

15. SAMPLE CONDITION

Sample(s) _____ were received after the recommended holding time had expired.
Sample(s) _____ were received in a broken container.
Sample(s) _____ were received with bubble >6 mm in diameter. (Notify PM)

16. SAMPLE PRESERVATION

Sample(s) 1x500 (DISS MET 70A), 1x500 (TOT METS) & 1x500 (DISS METS 70B) were further preserved in Sample Receiving to meet recommended pH level(s). *Nitric Acid Lot#* 031909-HNO_3; *Sulfuric Acid Lot#* 100108-H_2SO_4; *Sodium Hydroxide Lot#* 073007 -*NaOH*; *Hydrochloric Acid Lot#* 092006-*HCl*; *Sodium Hydroxide and Zinc Acetate Lot#* 050205-$(CH_3COO)_2ZN/NaOH$. What time was preservative added to sample(s)? 1247

Client ID	pH	Date	Initials
70A	<2 <2	8 AUG 09	MAF
70B	<2 <2		
72B	<2 <2		

SOP: NC-SC-0005, Sample Receiving
N:\QAQC\NARRATIVE\TestAmerica\Cooler Receipt TestAmerica\COOLER_TestAmerica_Rev 70 040109.doc
North Canton 37

Chain of Custody Record

Temperature on Receipt _____

Drinking Water? Yes☐ No☐

TestAmerica
THE LEADER IN ENVIRONMENTAL TESTING

TAL-4124 (1007)

Client: Tetra Tech NUS	Project Manager: Tony Aparavage	Date: 8-11-09	Chain of Custody Number: 141132
Address: 20251 Century Blvd STE 200	Telephone Number (Area Code)/Fax Number: (301) 528-3021	Lab Number:	Page 1 of 1
City: Germantown / State: MD / Zip Code: 20874	Site Contact: Walt Pryor	Lab Contact:	
Project Name and Location (State): Groundwater Sampling 2009	Carrier/Waybill Number:		
Contract/Purchase Order/Quote No.: Middle River Center			

Sample I.D. No. and Description (Containers for each sample may be combined on one line)	Date	Time	Matrix: Air	Aqueous	Sed.	Soil	Containers & Preservatives: Unpres.	H2SO4	HNO3	HCl	NaOH	ZnAc/NaOH	Analysis: VOCs	Total ppm	0.55 ppm	1,4 dioxane	DSS Gasses	Ammonia-N	Fe II/mn	DOC	Alk, TDS, Anions	Special Instructions/ Conditions of Receipt
TB-081109	8-11-09	0800		X						X			X									
MRC-MW76B-081109		0956		X					X	X			X	X	X							
MRC-MW79B-081109		1118		X					X	X			X	X	X							
MRC-MW73B-081109		1348		X					X	X			X	X	X							
MRC-MW78B-081109		1519		X					X	X			X	X	X							
MRC-MW60B-081209	8-12-09	1005		X			X	X	X	X			X	X	X		X	X	X	X	X	
MRC-MW48A-081209		1132		X			X	X	X	X			X	X	X		X	X	X	X	X	
MRC-MW85A-081209		1559		X			X		X	X			X	X	X	X						

Possible Hazard Identification
☐ Non-Hazard ☐ Flammable ☐ Skin Irritant ☐ Poison B ☐ Unknown

Sample Disposal
☐ Return To Client ☐ Disposal By Lab ☐ Archive For _____ Months (A fee may be assessed if samples are retained longer than 1 month)

Turn Around Time Required
☐ 24 Hours ☐ 48 Hours ☐ 7 Days ☐ 14 Days ☐ 21 Days ☐ Other _____

QC Requirements (Specify)

1. Relinquished By: Walt Pryor	Date: 8-12-09	Time: 1700	1. Received By: TEST AMERICA	Date: 8AUG09	Time: 0700
2. Relinquished By	Date	Time	2. Received By	Date	Time
3. Relinquished By	Date	Time	3. Received By	Date	Time

Comments

DISTRIBUTION: WHITE - Returned to Client with Report; CANARY - Stays with the Sample; PINK - Field Copy

North Canton

25

TestAmerica Cooler Receipt Form/Narrative **Lot Number:** A9H130253
North Canton Facility

Client TETRA TECH Project MID RIVER By: (Signature)
Cooler Received on 13 AUG 2009 Opened on 13 AUG 2009
FedEx [X] UPS [ ] DHL [ ] FAS [ ] Stetson [ ] Client Drop Off [ ] TestAmerica Courier [ ] Other
TestAmerica Cooler # Multiple Coolers [ ] Foam Box [ ] Client Cooler [X] Other

1. Were custody seals on the outside of the cooler(s)? Yes [X] No [ ] Intact? Yes [X] No [ ] NA [ ]
   If YES, Quantity 2 Quantity Unsalvageable
   Were custody seals on the outside of cooler(s) signed and dated? Yes [X] No [ ] NA [ ]
   Were custody seals on the bottle(s)? Yes [ ] No [X]
   If YES, are there any exceptions?
2. Shippers' packing slip attached to the cooler(s)? Yes [X] No [ ]
3. Did custody papers accompany the sample(s)? Yes [X] No [ ] Relinquished by client? Yes [X] No [ ]
4. Were the custody papers signed in the appropriate place? Yes [X] No [ ]
5. Packing material used: Bubble Wrap [X] Foam [ ] None [ ] Other
6. Cooler temperature upon receipt 4.2 °C See back of form for multiple coolers/temps [ ]
   METHOD: IR [X] Other [ ]
   COOLANT: Wet Ice [X] Blue Ice [ ] Dry Ice [ ] Water [ ] None [ ]
7. Did all bottles arrive in good condition (Unbroken)? Yes [X] No [ ]
8. Could all bottle labels be reconciled with the COC? Yes [X] No [ ]
9. Were sample(s) at the correct pH upon receipt? Yes [X] No [ ] NA [ ]
10. Were correct bottle(s) used for the test(s) indicated? Yes [X] No [ ]
11. Were air bubbles >6 mm in any VOA vials? Yes [ ] No [X] NA [ ]
12. Sufficient quantity received to perform indicated analyses? Yes [X] No [ ]
13. Was a trip blank present in the cooler(s)? Yes [X] No [ ] Were VOAs on the COC? Yes [X] No [ ]

Contacted PM Date by via Verbal [ ] Voice Mail [ ] Other [ ]
Concerning

14. CHAIN OF CUSTODY

The following discrepancies occurred:

15. SAMPLE CONDITION

Sample(s) were received after the recommended holding time had expired.
Sample(s) were received in a broken container.
Sample(s) were received with bubble >6 mm in diameter. (Notify PM)

16. SAMPLE PRESERVATION

Sample(s) were further preserved in Sample
Receiving to meet recommended pH level(s). *Nitric Acid Lot# 031909-HNO_3; Sulfuric Acid Lot# 100108-H_2SO_4; Sodium Hydroxide Lot# 073007 -NaOH; Hydrochloric Acid Lot# 092006-HCl; Sodium Hydroxide and Zinc Acetate Lot# 050205-$(CH_3COO)_2ZN$/NaOH.* What time was preserved added to sample(s)?

Client ID	pH	Date	Initials
70B	12 12	13 AUG 09	AMF
79B	12 12		
73B	12 12		
78B	12 12		
60B	12 12 12 12		
48A	12 12 12 12		
85A	12 12		

Chain of Custody Record

Temperature on Receipt _____

Drinking Water? Yes☐ No☐

TestAmerica
THE LEADER IN ENVIRONMENTAL TESTING

28

TAL-4124 (1007)

Client	Project Manager	Date	Chain of Custody Number
Tetra Tech NUS	Tony Aparicio	8-13-09	141133
Address	**Telephone Number (Area Code)/Fax Number**	**Lab Number**	**Page 1 of 1**
20251 Century Blvd STE 200	(301) 528-3021		
City / **State** / **Zip Code**	**Site Contact**	**Lab Contact**	
Germantown / MD / 20874	Walt Payne		
Project Name and Location (State)	**Carrier/Waybill Number**		
Groundwater Sampling 2009			
Contract/Purchase Order/Quote No.			
Middle River Center			

Sample I.D. No. and Description (Containers for each sample may be combined on one line)	Date	Time	Matrix: Air	Aqueous	Sed.	Soil	Containers & Preservatives: Unpres.	H2SO4	HNO3	HCl	NaOH	ZnAc/ NaOH	Analysis: VOCs	Total Iron	Diss Iron	1,4 Dioxane	Special Instructions/ Conditions of Receipt
TB - 081309	8-13-09	0800		X						X			X				
MRC - MW86A - 081309		1020		X			X		X	X			X	X	X	X	
MRC - MW86B - 081309		1150		X			X		X	X			X	X	X	X	
MRC - MW83A - 081309	↓	1432		X			X		X	X			X	X	X	X	
MRC - MW84A - 081409	8-14-09	1115		X			X		X	X			X	X	X	X	
MRC - MW74A - 081409	↓	1358		X					X	X			X	X	X		

Possible Hazard Identification
☐ Non-Hazard ☐ Flammable ☐ Skin Irritant ☐ Poison B ☐ Unknown

Sample Disposal
☐ Return To Client ☐ Disposal By Lab ☐ Archive For _____ Months (A fee may be assessed if samples are retained longer than 1 month)

Turn Around Time Required
☐ 24 Hours ☐ 48 Hours ☐ 7 Days ☐ 14 Days ☐ 21 Days ☐ Other _____

QC Requirements (Specify)

	Date	Time		Date	Time
1. Relinquished By: Walt Payne	8-14-09	1700	1. Received By: Ellen Lyons	8-15-09	10:00
2. Relinquished By			2. Received By		
3. Relinquished By			3. Received By		

Comments

DISTRIBUTION: WHITE - Returned to Client with Report; CANARY - Stays with the Sample; PINK - Field Copy

North Canton

TestAmerica Cooler Receipt Form/Narrative **Lot Number:** 480-150168
North Canton Facility

Client Tetra Tech Project Middle River By: _____ (Signature)
Cooler Received on 8-15-09 Opened on 8-15-09
FedEx ☒ UPS ☐ DHL ☐ FAS ☐ Stetson ☐ Client Drop Off ☐ TestAmerica Courier ☐ Other _____
TestAmerica Cooler # _____ Multiple Coolers ☐ Foam Box ☐ Client Cooler ☒ Other _____

1. Were custody seals on the outside of the cooler(s)? Yes ☒ No ☐ Intact? Yes ☒ No ☐ NA ☐
   If YES, Quantity 2 Quantity Unsalvageable _____
   Were custody seals on the outside of cooler(s) signed and dated? Yes ☒ No ☐ NA ☐
   Were custody seals on the bottle(s)? Yes ☐ No ☒
   If YES, are there any exceptions? _____
2. Shippers' packing slip attached to the cooler(s)? Yes ☒ No ☐
3. Did custody papers accompany the sample(s)? Yes ☒ No ☐ Relinquished by client? Yes ☒ No ☐
4. Were the custody papers signed in the appropriate place? Yes ☒ No ☐
5. Packing material used: Bubble Wrap ☒ Foam ☒ None ☐ Other _____
6. Cooler temperature upon receipt 1.+ °C See back of form for multiple coolers/temps ☐
   METHOD: IR ☒ Other ☐ _____
   COOLANT: Wet Ice ☒ Blue Ice ☐ Dry Ice ☐ Water ☐ None ☐
7. Did all bottles arrive in good condition (Unbroken)? Yes ☒ No ☐
8. Could all bottle labels be reconciled with the COC? Yes ☒ No ☐
9. Were sample(s) at the correct pH upon receipt? Yes ☒ No ☐ NA ☐
10. Were correct bottle(s) used for the test(s) indicated? Yes ☒ No ☐
11. Were air bubbles >6 mm in any VOA vials? Yes ☐ No ☒ NA ☐
12. Sufficient quantity received to perform indicated analyses? Yes ☒ No ☐
13. Was a trip blank present in the cooler(s)? Yes ☒ No ☐ Were VOAs on the COC? Yes ☒ No ☐

Contacted PM _____ Date _____ by _____ via Verbal ☐ Voice Mail ☐ Other ☐
Concerning _____

14. CHAIN OF CUSTODY

The following discrepancies occurred:

15. SAMPLE CONDITION

Sample(s) _____ were received after the recommended holding time had expired.
Sample(s) _____ were received in a broken container.
Sample(s) _____ were received with bubble >6 mm in diameter. (Notify PM)

16. SAMPLE PRESERVATION

Sample(s) _____ were further preserved in Sample Receiving to meet recommended pH level(s). *Nitric Acid Lot# 031909-HNO_3; Sulfuric Acid Lot# 100108-H_2SO_4; Sodium Hydroxide Lot# 100108 -NaOH; Hydrochloric Acid Lot# 092006-HCl; Sodium Hydroxide and Zinc Acetate Lot# 050205-$(CH_3COO)_2ZN/NaOH$.* What time was preservative added to sample(s)? _____

Client ID	pH	Date	Initials
86A	<2 <2	8-15-09	CSL
86B	<2 <2	"	"
83A	<2 <2	"	"
84A	<2 <2	"	"
74A	<2 <2	"	"

Chain of Custody Record

Temperature on Receipt _____

Drinking Water? Yes ☐ No ☐

TestAmerica
THE LEADER IN ENVIRONMENTAL TESTING

TAL-4124 (1007)

Client	Project Manager	Date	Chain of Custody Number
Tetra Tech NUS	Tony Apanavage	8-17-09	141134
Address	**Telephone Number (Area Code)/Fax Number**	**Lab Number**	**Page 1 of 1**
20251 Century Blvd STE 200	(301) 528-3021		
City / State / Zip Code	**Site Contact**	**Lab Contact**	
Germantown MD 20874	Walt Payton		
Project Name and Location (State)	**Carrier/Waybill Number**		
Ground water Sampling 2009			
Contract/Purchase Order/Quote No.			
Middle River Center			

Sample I.D. No. and Description (Containers for each sample may be combined on one line)	Date	Time	Matrix: Air	Aqueous	Sed.	Soil	Containers & Preservatives: Unpres.	H2SO4	HNO3	HCl	NaOH	ZnAc/ NaOH	Analysis: VOCs	Total ppm	Diss ppm	1,4 Dioxane
TB-081709	8-17-09	0800		X						X			X			
MRC-78B-081709	↓	1204		X			X		X	X			X	X	X	X
MRC-74B-081709	↓	1546		X					X	X			X	X	X	
MRC-MW 88A-081809	8-18-09	1036		X			X		X	X			X	X	X	X
MRC-MW 86B-081809	↓	1202		X			X		X	X			X	X	X	X
MRC-MW 90B-081809	↓	1515		X			X		X	X			X	X	X	X

Special Instructions/ Conditions of Receipt

Possible Hazard Identification
☐ Non-Hazard ☐ Flammable ☐ Skin Irritant ☐ Poison B ☐ Unknown

Sample Disposal
☐ Return To Client ☐ Disposal By Lab ☐ Archive For _____ Months (A fee may be assessed if samples are retained longer than 1 month)

Turn Around Time Required
☐ 24 Hours ☐ 48 Hours ☐ 7 Days ☐ 14 Days ☐ 21 Days ☐ Other _____

QC Requirements (Specify)

	Date	Time		Date	Time
1. Relinquished By: Walt Payton	8-18-09	1730	1. Received By: Darry Burns	8/19/09	920
2. Relinquished By			2. Received By		
3. Relinquished By			3. Received By		

Comments

DISTRIBUTION: WHITE - Returned to Client with Report; CANARY - Stays with the Sample; PINK - Field Copy

North Canton

TestAmerica Cooler Receipt Form/Narrative **Lot Number: 49H190214**
North Canton Facility

Client Tetra Tech Project Middle River By: Terry Burns
Cooler Received on 8/19/09 Opened on 8/19/09 (Signature)
FedEx ☒ UPS ☐ DHL ☐ FAS ☐ Stetson ☐ Client Drop Off ☐ TestAmerica Courier ☐ Other _____
TestAmerica Cooler # _____ Multiple Coolers ☒ Foam Box ☐ Client Cooler ☐ Other _____

1. Were custody seals on the outside of the cooler(s)? Yes ☒ No ☐ Intact? Yes ☒ No ☐ NA ☐
   If YES, Quantity _____ Quantity Unsalvageable _____
   Were custody seals on the outside of cooler(s) signed and dated? Yes ☒ No ☐ NA ☐
   Were custody seals on the bottle(s)? Yes ☐ No ☒
   If YES, are there any exceptions? _____
2. Shippers' packing slip attached to the cooler(s)? Yes ☒ No ☐
3. Did custody papers accompany the sample(s)? Yes ☒ No ☐ Relinquished by client? Yes ☒ No ☐
4. Were the custody papers signed in the appropriate place? Yes ☒ No ☐
5. Packing material used: Bubble Wrap ☒ Foam ☐ None ☐ Other _____
6. Cooler temperature upon receipt _____ °C See back of form for multiple coolers/temps ☒
   METHOD: IR ☒ Other ☐ _____
   COOLANT: Wet Ice ☒ Blue Ice ☐ Dry Ice ☐ Water ☐ None ☐
7. Did all bottles arrive in good condition (Unbroken)? Yes ☒ No ☐
8. Could all bottle labels be reconciled with the COC? Yes ☒ No ☐
9. Were sample(s) at the correct pH upon receipt? Yes ☒ No ☐ NA ☐
10. Were correct bottle(s) used for the test(s) indicated? Yes ☒ No ☐
11. Were air bubbles >6 mm in any VOA vials? Yes ☐ No ☒ NA ☐
12. Sufficient quantity received to perform indicated analyses? Yes ☒ No ☐
13. Was a trip blank present in the cooler(s)? Yes ☒ No ☐ Were VOAs on the COC? Yes ☒ No ☐

Contacted PM _____ Date _____ by _____ via Verbal ☐ Voice Mail ☐ Other ☐
Concerning _____

14. CHAIN OF CUSTODY

The following discrepancies occurred:

15. SAMPLE CONDITION

Sample(s) _____ were received after the recommended holding time had expired.
Sample(s) _____ were received in a broken container.
Sample(s) _____ were received with bubble >6 mm in diameter. (Notify PM)

16. SAMPLE PRESERVATION

Sample(s) _____ were further preserved in Sample Receiving to meet recommended pH level(s). *Nitric Acid Lot# 031909-HNO_3; Sulfuric Acid Lot# 100108-H_2SO_4; Sodium Hydroxide Lot# 100108 -NaOH; Hydrochloric Acid Lot# 092006-HCl; Sodium Hydroxide and Zinc Acetate Lot# 050205-$(CH_3COO)_2ZN$/NaOH.* What time was preservative added to sample(s)? _____

Client ID	pH	Date	Initials
78B	<2, <2	8/19/09	TB
74B	<2, <2		
88A	<2, <2		
88B	<2, <2		
90B	<2, <2		

[redacted]

Chain of Custody Record

Temperature on Receipt _____

Drinking Water? Yes ☐ No ☐

TestAmerica

THE LEADER IN ENVIRONMENTAL TESTING

TAL-4124 (1007)

Client: Tetra Tech NUS	Project Manager: Tony Apanavage	Date: 8-20-09	Chain of Custody Number: 141135
Address: 20251 Century Blvd STE 200	Telephone Number (Area Code)/Fax Number: (301) 528-3021	Lab Number:	Page 1 of 1
City: Germantown; State: MD; Zip Code: 20874	Site Contact: Walt Pryor; Lab Contact:		
Project Name and Location (State): Ground water Sampling 2009	Carrier/Waybill Number:		
Contract/Purchase Order/Quote No.: Middle River Center			

Matrix / Containers & Preservatives / Analysis (Attach list if more space is needed)

Sample I.D. No. and Description (Containers for each sample may be combined on one line)	Date	Time	Air	Aqueous	Sed.	Soil	Unpres.	H2SO4	HNO3	HCl	NaOH	ZnAc/NaOH	VOCs	Total ppm	Diss ppm	1,4 Dioxane	Diss Gasses	DOC	Ammonia-N	Fe/K/Mn	Alk, TDS, Anions	Special Instructions/ Conditions of Receipt
TB-082009	8-20-09	0800		X						X			X									
MRC-MW 80A-082009	↓	1145		X			X		X	X			X	X	X	X						
MRC-MW 80B-082009	↓	1514		X			X		X	X			X	X	X	X						
MRC-MW 87A-082009	↓	1600		X			X		X	X			X	X	X	X						
MRC-MW 81A-082109	8-21-09	1022		X			X		X	X			X	X	X							
MRC-MW 81B-082109	↓	1140		X			X	X	X	X			X	X	X		X	X	X	X	X	
MRC-MW 43A-082109	↓	1403		X			X	X	X	X			X	X	X		X	X	X	X	X	

Possible Hazard Identification: ☐ Non-Hazard ☐ Flammable ☐ Skin Irritant ☐ Poison B ☐ Unknown

Sample Disposal: ☐ Return To Client ☐ Disposal By Lab ☐ Archive For _____ Months (A fee may be assessed if samples are retained longer than 1 month)

Turn Around Time Required: ☐ 24 Hours ☐ 48 Hours ☐ 7 Days ☐ 14 Days ☐ 21 Days ☐ Other _____

QC Requirements (Specify)

	Date	Time		Date	Time
1. Relinquished By: Walt E Pryor	8-21-09	1700	1. Received By: Matthew J. [signature] TEST AMERICA	22 AUG 09	1000
2. Relinquished By			2. Received By		
3. Relinquished By			3. Received By		

Comments

DISTRIBUTION: WHITE - Returned to Client with Report; CANARY - Stays with the Sample; PINK - Field Copy

North Canton

29

TestAmerica Cooler Receipt Form/Narrative **Lot Number:** A9H220139
North Canton Facility

Client TETRA TECH Project MIO RIVER By: [signature] (Signature)
Cooler Received on 22 AUG 2009 Opened on 22 AUG 2009
FedEx ☒ UPS ☐ DHL ☐ FAS ☐ Stetson ☐ Client Drop Off ☐ TestAmerica Courier ☐ Other _____
TestAmerica Cooler # BACK Multiple Coolers ☒ Foam Box ☐ Client Cooler ☐ Other _____

1. Were custody seals on the outside of the cooler(s)? Yes ☒ No ☐ Intact? Yes ☒ No ☐ NA ☐
   If YES, Quantity MF 8/22 ~~3~~ 4 Quantity Unsalvageable _____
   Were custody seals on the outside of cooler(s) signed and dated? Yes ☒ No ☐ NA ☐
   Were custody seals on the bottle(s)? Yes ☐ No ☒
   If YES, are there any exceptions? _____
2. Shippers' packing slip attached to the cooler(s)? Yes ☒ No ☐
3. Did custody papers accompany the sample(s)? Yes ☒ No ☐ Relinquished by client? Yes ☒ No ☐
4. Were the custody papers signed in the appropriate place? Yes ☒ No ☐
5. Packing material used: Bubble Wrap ☒ Foam ☒ None ☐ Other PLASTIC BAG
6. Cooler temperature upon receipt BACK °C See back of form for multiple coolers/temps ☒
   METHOD: IR ☒ Other ☐ _____
   COOLANT: Wet Ice ☒ Blue Ice ☐ Dry Ice ☐ Water ☐ None ☐
7. Did all bottles arrive in good condition (Unbroken)? Yes ☒ No ☐
8. Could all bottle labels be reconciled with the COC? Yes ☒ No ☐
9. Were sample(s) at the correct pH upon receipt? Yes ☐ No ☒ NA ☐
10. Were correct bottle(s) used for the test(s) indicated? Yes ☒ No ☐
11. Were air bubbles >6 mm in any VOA vials? Yes ☐ No ☒ NA ☐
12. Sufficient quantity received to perform indicated analyses? Yes ☒ No ☐
13. Was a trip blank present in the cooler(s)? Yes ☒ No ☐ Were VOAs on the COC? Yes ☒ No ☐

Contacted PM _____ Date _____ by _____ via Verbal ☐ Voice Mail ☐ Other ☐
Concerning _____

14. CHAIN OF CUSTODY

The following discrepancies occurred:

15. SAMPLE CONDITION

Sample(s) _____ were received after the recommended holding time had expired.
Sample(s) _____ were received in a broken container.
Sample(s) _____ were received with bubble >6 mm in diameter. (Notify PM)

16. SAMPLE PRESERVATION

Sample(s) TMETS 80A, 80B, 87A, Fe/K/Mn METALS FOR 81B were further preserved in Sample Receiving to meet recommended pH level(s) *Nitric Acid Lot# 031909-HNO_3; Sulfuric Acid Lot# 100108-H_2SO_4; Sodium Hydroxide Lot# 100108 -NaOH; Hydrochloric Acid Lot# 092006-HCl; Sodium Hydroxide and Zinc Acetate Lot# 050205-$(CH_3COO)_2ZN$/NaOH.* What time was preservative added to sample(s)? 1115, 1116, 1117

Client ID	pH	Date	Initials
80A	L2 L2	22 AUG 09	MAJ
80B	L2 L2		
87A	L2 L2		
81A	L2 L2		
81B	L2 L2 L2 L2		
43A	L2 L2 L2 L2		

[redacted]

Chain of Custody Record

Temperature on Receipt _____

Drinking Water? Yes ☐ No ☐

TestAmerica

THE LEADER IN ENVIRONMENTAL TESTING

AL-4124 (1007)

Client: Tetra Tech NUS	Project Manager: Tony Apanavage	Date: 8-24-09	Chain of Custody Number: 141136
Address: 20251 Century Blvd STE 200	Telephone Number (Area Code)/Fax Number: (301) 528-3021	Lab Number:	Page 1 of 1
City: Germantown; State: MD; Zip Code: 20874	Site Contact: Walt Payne; Lab Contact:		
Project Name and Location (State): Ground Water Sampling 2009	Carrier/Waybill Number:		
Contract/Purchase Order/Quote No.: Middle River Center			

Analysis (Attach list if more space is needed)

Sample I.D. No. and Description (Containers for each sample may be combined on one line)	Date	Time	Matrix: Air	Matrix: Aqueous	Matrix: Sed.	Matrix: Soil	Containers & Preservatives: Unpres.	H2SO4	HNO3	HCl	NaOH	ZnAc/NaOH	VOCs	Total ppm	Diss ppm	1,4 Dioxane	Diss Gasses	DOC	Ammonia-N	Fe/K/Mn	Alk, TDS, Anions	Special Instructions/ Conditions of Receip
TB-082409	8-24-09	0800		X						X			X									
MRC-MW21A-082409	↓	1155		X			X	X	X	X			X	X	X	X	X	X	X	X	X	
MRC-MW27B-082409	↓	1350		X				X	X	X			X	X	X		X	X	X	X	X	
MRC-MW21B-082409	↓	1505		X			X		X	X			X	X	X	X						

Possible Hazard Identification: ☐ Non-Hazard ☐ Flammable ☐ Skin Irritant ☐ Poison B ☐ Unknown

Sample Disposal: ☐ Return To Client ☐ Disposal By Lab ☐ Archive For _____ Months (A fee may be assessed if samples are retained longer than 1 month)

Turn Around Time Required: ☐ 24 Hours ☐ 48 Hours ☐ 7 Days ☐ 14 Days ☐ 21 Days ☐ Other _____

QC Requirements (Specify)

	Date	Time		Date	Time
1. Relinquished By: Walt E Payne	8-24-09	1700	1. Received By: [signature]	8-25-09	9:10
2. Relinquished By			2. Received By		
3. Relinquished By			3. Received By		

Comments

DISTRIBUTION: WHITE - Returned to Client with Report; CANARY - Stays with the Sample; PINK - Field Copy

North Canton

39

TestAmerica Cooler Receipt Form/Narrative **Lot Number:** A9H250196

North Canton Facility

Client Tetra Tech Project Middle River By: (Signature)

Cooler Received on 8-25-09 Opened on 8-25-09

FedEx ☐ UPS ☐ DHL ☐ FAS ☐ Stetson ☐ Client Drop Off ☐ TestAmerica Courier ☐ Other

TestAmerica Cooler # 1035 Multiple Coolers ☐ Foam Box ☐ Client Cooler ☐ Other

1. Were custody seals on the outside of the cooler(s)? Yes ☒ No ☐ Intact? Yes ☒ No ☐ NA ☐
   If YES, Quantity 2 Quantity Unsalvageable
   Were custody seals on the outside of cooler(s) signed and dated? Yes ☒ No ☐ NA ☐
   Were custody seals on the bottle(s)? Yes ☐ No ☒
   If YES, are there any exceptions?
2. Shippers' packing slip attached to the cooler(s)? Yes ☒ No ☐
3. Did custody papers accompany the sample(s)? Yes ☒ No ☐ Relinquished by client? Yes ☒ No ☐
4. Were the custody papers signed in the appropriate place? Yes ☒ No ☐
5. Packing material used: Bubble Wrap ☒ Foam ☐ None ☐ Other
6. Cooler temperature upon receipt 1.7 °C See back of form for multiple coolers/temps ☐
   METHOD: IR ☒ Other ☐
   COOLANT: Wet Ice ☒ Blue Ice ☐ Dry Ice ☐ Water ☐ None ☐
7. Did all bottles arrive in good condition (Unbroken)? Yes ☒ No ☐
8. Could all bottle labels be reconciled with the COC? Yes ☒ No ☐
9. Were sample(s) at the correct pH upon receipt? Yes ☒ No ☐ NA ☐
10. Were correct bottle(s) used for the test(s) indicated? Yes ☒ No ☐
11. Were air bubbles >6 mm in any VOA vials? Yes ☐ No ☒ NA ☐
12. Sufficient quantity received to perform indicated analyses? Yes ☒ No ☐
13. Was a trip blank present in the cooler(s)? Yes ☒ No ☐ Were VOAs on the COC? Yes ☒ No ☐

Contacted PM Date by via Verbal ☐ Voice Mail ☐ Other ☐

Concerning

14. CHAIN OF CUSTODY

The following discrepancies occurred:

15. SAMPLE CONDITION

Sample(s) were received after the recommended holding time had expired.

Sample(s) were received in a broken container.

Sample(s) were received with bubble >6 mm in diameter. (Notify PM)

16. SAMPLE PRESERVATION

Sample(s) were further preserved in Sample Receiving to meet recommended pH level(s). *Nitric Acid Lot#* 031909-HNO_3; *Sulfuric Acid Lot#* 100108-H_2SO_4; *Sodium Hydroxide Lot#* 100108 -*NaOH; Hydrochloric Acid Lot#* 092006-*HCl; Sodium Hydroxide and Zinc Acetate Lot#* 050205-$(CH_3COO)_2ZN$/*NaOH.* What time was preservative added to sample(s)?

Client ID	pH	Date	Initials
MW21A	<2 <2 <2 <2	8-25-09	CSL
MW27B	<2 <2 <2 <2	↓	↓
MW21B	<2 <2	↓	↓

[redacted]

Chain of Custody Record

Temperature on Receipt _____

Drinking Water? Yes☐ No☐

TestAmerica

THE LEADER IN ENVIRONMENTAL TESTING

TAL-4124 (1007)

Client: Tetra Tech NUS	Project Manager: Tony Apanavage	Date: 8-25-09	Chain of Custody Number: 141137
Address: 20251 Century Blvd STE 200	Telephone Number (Area Code)/Fax Number: (301) 528-3021	Lab Number:	Page 1 of 1
City: Germantown; State: MD; Zip Code: 20874	Site Contact: Walt Pryor; Lab Contact:		
Project Name and Location (State): Ground Water Sampling 2009	Carrier/Waybill Number:		
Contract/Purchase Order/Quote No.: Middle River Center			

Analysis (Attach list if more space is needed)

Sample I.D. No. and Description (Containers for each sample may be combined on one line)	Date	Time	Matrix: Air	Aqueous	Sed.	Soil	Containers & Preservatives: Unpres.	H2SO4	HNO3	HCl	NaOH	ZnAc/NaOH	Vocs	Total ppm	Diss ppm	Diss Gasses	DOC	Ammonia-N	Fe/K/MN	Alk, TDS, Anions	Special Instructions/ Conditions of Receip
TB-082509	8-25-09	0800		X						X			X								
MRC-MW34B-082509	↓	1115		X			X	X	X	X			X	X	X	X	X	X	X	X	
MRC-MW34A-082509	↓	1510		X			X	X	X	X			X	X	X	X	X	X	X	X	

Possible Hazard Identification: ☐ Non-Hazard ☐ Flammable ☐ Skin Irritant ☐ Poison B ☐ Unknown

Sample Disposal: ☐ Return To Client ☐ Disposal By Lab ☐ Archive For _____ Months (A fee may be assessed if samples are retained longer than 1 month)

Turn Around Time Required: ☐ 24 Hours ☐ 48 Hours ☐ 7 Days ☐ 14 Days ☐ 21 Days ☐ Other _____

QC Requirements (Specify)

	Date	Time		Date	Time
1. Relinquished By: Walt Pryor	8-25-09	1700	1. Received By: Terry Burns	8/26/09	910
2. Relinquished By:			2. Received By:		
3. Relinquished By:			3. Received By:		

Comments

DISTRIBUTION: WHITE - Returned to Client with Report; CANARY - Stays with the Sample; PINK - Field Copy

North Canton

TestAmerica Cooler Receipt Form/Narrative **Lot Number:** HH2600250
North Canton Facility

Client Tetra Tech Project Middle River By Jerry Burns
Cooler Received on 8/26/09 Opened on 8/26/09 (Signature)
FedEx ☒ UPS ☐ DHL ☐ FAS ☐ Stetson ☐ Client Drop Off ☐ TestAmerica Courier ☐ Other ____
TestAmerica Cooler # ____ Multiple Coolers ☒ Foam Box ☐ Client Cooler ☐ Other ____

1. Were custody seals on the outside of the cooler(s)? Yes ☒ No ☐ Intact? Yes ☒ No ☐ NA ☐
   If YES, Quantity 2 each Quantity Unsalvageable ____
   Were custody seals on the outside of cooler(s) signed and dated? Yes ☒ No ☐ NA ☐
   Were custody seals on the bottle(s)? Yes ☐ No ☒
   If YES, are there any exceptions? ____
2. Shippers' packing slip attached to the cooler(s)? Yes ☒ No ☐
3. Did custody papers accompany the sample(s)? Yes ☒ No ☐ Relinquished by client? Yes ☒ No ☐
4. Were the custody papers signed in the appropriate place? Yes ☒ No ☐
5. Packing material used: Bubble Wrap ☒ Foam ☐ None ☐ Other ____
6. Cooler temperature upon receipt ____ °C See back of form for multiple coolers/temps ☒
   METHOD: IR ☒ Other ☐ ____
   COOLANT: Wet Ice ☒ Blue Ice ☐ Dry Ice ☐ Water ☐ None ☐
7. Did all bottles arrive in good condition (Unbroken)? Yes ☒ No ☐
8. Could all bottle labels be reconciled with the COC? Yes ☒ No ☐
9. Were sample(s) at the correct pH upon receipt? Yes ☒ No ☐ NA ☐
10. Were correct bottle(s) used for the test(s) indicated? Yes ☒ No ☐
11. Were air bubbles >6 mm in any VOA vials? Yes ☐ No ☒ NA ☐
12. Sufficient quantity received to perform indicated analyses? Yes ☒ No ☐
13. Was a trip blank present in the cooler(s)? Yes ☒ No ☐ Were VOAs on the COC? Yes ☒ No ☐

Contacted PM ____ Date ____ by ____ via Verbal ☐ Voice Mail ☐ Other ☐
Concerning ____

14. CHAIN OF CUSTODY

The following discrepancies occurred:

15. SAMPLE CONDITION

Sample(s) ____ were received after the recommended holding time had expired.
Sample(s) ____ were received in a broken container.
Sample(s) ____ were received with bubble >6 mm in diameter. (Notify PM)

16. SAMPLE PRESERVATION

Sample(s) ____ were further preserved in Sample Receiving to meet recommended pH level(s). *Nitric Acid Lot#* 031909-HNO_3; *Sulfuric Acid Lot#* 100108-H_2SO_4; *Sodium Hydroxide Lot#* 100108 -*NaOH*; *Hydrochloric Acid Lot#* 092006-*HCl*; *Sodium Hydroxide and Zinc Acetate Lot#* 050205-$(CH_3COO)_2ZN/NaOH$. What time was preservative added to sample(s)? ____

Client ID	pH	Date	Initials
34B	<2, <2, <2, <2	8/26/09	JB
34A	<2, <2, <2, <2	"	"

[redacted]

Chain of Custody Record

Temperature on Receipt _____

Drinking Water? Yes☐ No☐

TestAmerica
THE LEADER IN ENVIRONMENTAL TESTING

TAL-4124 (1007)

Client	Project Manager	Date	Chain of Custody Number
Tetra Tech NUS	Tony Aponavage	8-26-09	141138
Address	**Telephone Number (Area Code)/Fax Number**	**Lab Number**	**Page 1 of 1**
20251 Century Blvd STE 200	(301) 528-3021		
City / **State** / **Zip Code**	**Site Contact**	**Lab Contact**	
Germantown / MD / 20874	Walt Pryor		
Project Name and Location (State)	**Carrier/Waybill Number**		
Ground Water Sampling 2009			
Contract/Purchase Order/Quote No.			
Middle River Center			

Sample I.D. No. and Description (Containers for each sample may be combined on one line)	Date	Time	Matrix: Air	Aqueous	Sed.	Soil	Containers & Preservatives: Unpres.	H2SO4	HNO3	HCl	NaOH	ZnAc/NaOH	Analysis: VOCs	Total ppm	Dissr ppm	1,4 Dioxane	Dissr Gases	DOC	Ammonia-N	Fe/K/Mn	Alk, TDS, Anions	Special Instructions/ Conditions of Receipt
TB-082609	8-26-09	0800		X						X			X									
MAC-MW27A-082609	↓	0946		X			X	X	X	X			X	X	X		X	X	X	X	X	
MAC-MW36A-082609		1114		X			X	X	X	X			X	X	X		X	X	X	X	X	
MAC-MW82A-082609	↓	1356		X			X		X	X			X	X	X	X						

Possible Hazard Identification
☐ Non-Hazard ☐ Flammable ☐ Skin Irritant ☐ Poison B ☐ Unknown

Sample Disposal
☐ Return To Client ☐ Disposal By Lab ☐ Archive For _____ Months (A fee may be assessed if samples are retained longer than 1 month)

Turn Around Time Required
☐ 24 Hours ☐ 48 Hours ☐ 7 Days ☐ 14 Days ☐ 21 Days ☐ Other _____

QC Requirements (Specify)

		Date	Time
1. Relinquished By	Walt Pryor	8-26-09	1700
2. Relinquished By			
3. Relinquished By			

		Date	Time
1. Received By	[signature]	8/27/09	9:15
2. Received By			
3. Received By			

Comments

DISTRIBUTION: WHITE - Returned to Client with Report; CANARY - Stays with the Sample; PINK - Field Copy

45

North Canton

TestAmerica Cooler Receipt Form/Narrative **Lot Number:** A9H270200
North Canton Facility

Client Tetra Tech Project Middle River By: (Signature)
Cooler Received on 8/27/09 Opened on 8/27/09
FedEx ☐ UPS ☐ DHL ☐ FAS ☐ Stetson ☐ Client Drop Off ☐ TestAmerica Courier ☐ Other
TestAmerica Cooler # T48 Multiple Coolers ☐ Foam Box ☐ Client Cooler ☐ Other

1. Were custody seals on the outside of the cooler(s)? Yes ☒ No ☐ Intact? Yes ☒ No ☐ NA ☐
   If YES, Quantity 1 Quantity Unsalvageable
   Were custody seals on the outside of cooler(s) signed and dated? Yes ☒ No ☐ NA ☐
   Were custody seals on the bottle(s)? Yes ☐ No ☒
   If YES, are there any exceptions?
2. Shippers' packing slip attached to the cooler(s)? Yes ☒ No ☐
3. Did custody papers accompany the sample(s)? Yes ☒ No ☐ Relinquished by client? Yes ☒ No ☐
4. Were the custody papers signed in the appropriate place? Yes ☒ No ☐
5. Packing material used: Bubble Wrap ☒ Foam ☐ None ☐ Other
6. Cooler temperature upon receipt 2.1 °C See back of form for multiple coolers/temps ☐
   METHOD: IR ☒ Other ☐
   COOLANT: Wet Ice ☒ Blue Ice ☐ Dry Ice ☐ Water ☐ None ☐
7. Did all bottles arrive in good condition (Unbroken)? Yes ☒ No ☐
8. Could all bottle labels be reconciled with the COC? Yes ☒ No ☐
9. Were sample(s) at the correct pH upon receipt? Yes ☒ No ☐ NA ☐
10. Were correct bottle(s) used for the test(s) indicated? Yes ☒ No ☐
11. Were air bubbles >6 mm in any VOA vials? Yes ☐ No ☒ NA ☐
12. Sufficient quantity received to perform indicated analyses? Yes ☒ No ☐
13. Was a trip blank present in the cooler(s)? Yes ☒ No ☐ Were VOAs on the COC? Yes ☒ No ☐

Contacted PM Date by via Verbal ☐ Voice Mail ☐ Other ☐
Concerning

14. CHAIN OF CUSTODY

The following discrepancies occurred:

15. SAMPLE CONDITION

Sample(s) were received after the recommended holding time had expired.
Sample(s) were received in a broken container.
Sample(s) were received with bubble >6 mm in diameter. (Notify PM)

16. SAMPLE PRESERVATION

Sample(s) were further preserved in Sample Receiving to meet recommended pH level(s). *Nitric Acid Lot# 031909-HNO_3; Sulfuric Acid Lot# 100108-H_2SO_4; Sodium Hydroxide Lot# 100108 -NaOH; Hydrochloric Acid Lot# 092006-HCl; Sodium Hydroxide and Zinc Acetate Lot# 050205-$(CH_3COO)_2ZN/NaOH$.* What time was preservative added to sample(s)?

Client ID	pH	Date	Initials
MW27A	2	8/27/09	
MW36A	2		
MW82A	2		

Chain of Custody Record

Temperature on Receipt _____

Drinking Water? Yes☐ No☐

TestAmerica
THE LEADER IN ENVIRONMENTAL TESTING

TAL-4124 (1007)

Client: Tetra Tech NUS	Project Manager: Tony Apanavasis	Date: 8-27-09	Chain of Custody Number: 141139
Address: 20251 Century Blvd STE 200	Telephone Number (Area Code)/Fax Number: (301) 528-3021	Lab Number	Page 1 of 1
City: Germantown / State: MD / Zip Code: 20874	Site Contact: Walt Payson	Lab Contact	
Project Name and Location (State): Ground Water Sampling 2009	Carrier/Waybill Number		
Contract/Purchase Order/Quote No.: Middle River Center			

Sample I.D. No. and Description (Containers for each sample may be combined on one line)	Date	Time	Matrix: Air	Aqueous	Sed.	Soil	Containers & Preservatives: Unpres.	H_2SO_4	HNO_3	HCl	NaOH	ZnAc/NaOH	Analysis (Attach list if more space is needed): VOCs	Total ppm	Dissolved ppm	4 Dioxane	D.55 Gasses	DOC	Ammonia-N	Fe/Mn	Alk, Tds, Anions	Special Instructions/ Conditions of Receipt
TB-082709	8-27-09	0800		X						X			X									
MRC-MW14B-082709		0925		X			X		X	X			X	X	X	X	X	X	X	X	X	
MRC-MW71B-082709		1007		X			X		X	X			X	X	X	X						
MRC-MW37A-082709		1130		X			X		X	X			X	X	X		X	X	X	X	X	
MRC-MW71A-082709		1157		X			X		X	X			X	X	X	X						
MRC-MW15A-082709		1410		X			X		X	X			X	X	X	X						
MRC-MW16A-082709		1647		X			X		X	X			X	X	X	X						

Possible Hazard Identification
☐ Non-Hazard ☐ Flammable ☐ Skin Irritant ☐ Poison B ☐ Unknown

Sample Disposal
☐ Return To Client ☐ Disposal By Lab ☐ Archive For _____ Months (A fee may be assessed if samples are retained longer than 1 month)

Turn Around Time Required
☐ 24 Hours ☐ 48 Hours ☐ 7 Days ☐ 14 Days ☐ 21 Days ☐ Other _____

QC Requirements (Specify)

	Date	Time
1. Relinquished By: Walt Payson	8-27-09	1830
2. Relinquished By		
Relinquished By		
Comments		

	Date	Time
1. Received By: Chris Lingard	8-28-09	9:15
2. Received By		
3. Received By		

DISTRIBUTION: WHITE - Returned to Client with Report; CANARY - Stays with the Sample; PINK - Field Copy

48

North Canton

TestAmerica Cooler Receipt Form/Narrative
North Canton Facility

Lot Number: A9H280125

Client Tetra Tech Project Middle River By: Chu Lingel (Signature)

Cooler Received on 8-28-09 Opened on 8-28-09

FedEx ☒ UPS ☐ DHL ☐ FAS ☐ Stetson ☐ Client Drop Off ☐ TestAmerica Courier ☐ Other _____

TestAmerica Cooler # _____ Multiple Coolers ☒ Foam Box ☐ Client Cooler ☐ Other _____

1. Were custody seals on the outside of the cooler(s)? Yes ☒ No ☐ Intact? Yes ☒ No ☐ NA ☐
   If YES, Quantity 3 Quantity Unsalvageable _____
   Were custody seals on the outside of cooler(s) signed and dated? Yes ☒ No ☐ NA ☐
   Were custody seals on the bottle(s)? Yes ☐ No ☒
   If YES, are there any exceptions? _____
2. Shippers' packing slip attached to the cooler(s)? Yes ☒ No ☐
3. Did custody papers accompany the sample(s)? Yes ☒ No ☐ Relinquished by client? Yes ☒ No ☐
4. Were the custody papers signed in the appropriate place? Yes ☒ No ☐
5. Packing material used: Bubble Wrap ☒ Foam ☐ None ☐ Other _____
6. Cooler temperature upon receipt _____ °C See back of form for multiple coolers/temps ☒
   METHOD: IR ☒ Other ☐ _____
   COOLANT: Wet Ice ☒ Blue Ice ☐ Dry Ice ☐ Water ☐ None ☐
7. Did all bottles arrive in good condition (Unbroken)? Yes ☒ No ☐
8. Could all bottle labels be reconciled with the COC? Yes ☒ No ☐
9. Were sample(s) at the correct pH upon receipt? Yes ☒ No ☐ NA ☐
10. Were correct bottle(s) used for the test(s) indicated? Yes ☒ No ☐
11. Were air bubbles >6 mm in any VOA vials? Yes ☐ No ☒ NA ☐
12. Sufficient quantity received to perform indicated analyses? Yes ☒ No ☐
13. Was a trip blank present in the cooler(s)? Yes ☒ No ☐ Were VOAs on the COC? Yes ☒ No ☐

Contacted PM _____ Date _____ by _____ via Verbal ☐ Voice Mail ☐ Other ☐

Concerning _____

14. CHAIN OF CUSTODY

The following discrepancies occurred:

2x40 trip blanks received in L003 cooler

15. SAMPLE CONDITION

Sample(s) _____ were received after the recommended holding time had expired.

Sample(s) _____ were received in a broken container.

Sample(s) _____ were received with bubble >6 mm in diameter. (Notify PM)

16. SAMPLE PRESERVATION

Sample(s) _____ were further preserved in Sample Receiving to meet recommended pH level(s). *Nitric Acid Lot# 031909-HNO_3; Sulfuric Acid Lot# 100108-H_2SO_4; Sodium Hydroxide Lot# 100108 -NaOH; Hydrochloric Acid Lot# 092006-HCl; Sodium Hydroxide and Zinc Acetate Lot# 050205-$(CH_3COO)_2ZN$/NaOH.* What time was preservative added to sample(s)? _____

Client ID	pH	Date	Initials
14B	<2<2<2<2	8-28-09	CSL
71B	<2<2		
37A	<2<2<2<2		
71A	<2<2		
15A	<2<2		
16A	<2<2		

Chain of Custody Record

Temperature on Receipt _____

Drinking Water? Yes☐ No☐

TestAmerica

THE LEADER IN ENVIRONMENTAL TESTING

L-4124 (1007)

Client	Project Manager	Date	Chain of Custody Number
Tetra Tech NUS	Tony Aparavage	8-29-09	141140
Address: 20251 Century Blvd Ste 200	Telephone Number (Area Code)/Fax Number: (301) 528-3021	Lab Number	Page 1 of 1
City: Germantown; State: MD; Zip Code: 20874	Site Contact: Walt Pryor	Lab Contact	
Project Name and Location (State): Ground Water Sampling 2009	Carrier/Waybill Number		
Contract/Purchase Order/Quote No.: Middle River Center			

Sample I.D. No. and Description (Containers for each sample may be combined on one line)	Date	Time	Matrix: Air	Aqueous	Sed.	Soil	Containers & Preservatives: Unpres.	H2SO4	HNO3	HCl	NaOH	ZnAc/NaOH	Analysis: VOCs	Total ppm	Diss ppm	Special Instructions/ Conditions of Receip
TB-082809	8-29-09	0800		X						X			X			
MEC-MW 37B-08	↓	1053		X					X	X			X	X	X	

Possible Hazard Identification
☐ Non-Hazard ☐ Flammable ☐ Skin Irritant ☐ Poison B ☐ Unknown

Sample Disposal
☐ Return To Client ☐ Disposal By Lab ☐ Archive For _____ Months (A fee may be assessed if samples are retained longer than 1 month)

Turn Around Time Required
☐ 24 Hours ☐ 48 Hours ☐ 7 Days ☐ 14 Days ☐ 21 Days ☐ Other_____

QC Requirements (Specify)

	Date	Time		Date	Time
1. Relinquished By: Walt Pryor	8-29-09	1600	1. Received By	8/29/09	9:35
2. Relinquished By			2. Received By		
3. Relinquished By			3. Received By		

Comments

DISTRIBUTION: WHITE - Returned to Client with Report; CANARY - Stays with the Sample; PINK - Field Copy

North Canton

51

TestAmerica Cooler Receipt Form/Narrative **Lot Number:** 490290152

North Canton Facility

Client Tetra Tech Project Middle river By: (Signature)

Cooler Received on 8-29-09 Opened on 8-29-09

FedEx ☒ UPS ☐ DHL ☐ FAS ☐ Stetson ☐ Client Drop Off ☐ TestAmerica Courier ☐ Other

TestAmerica Cooler # Multiple Coolers ☐ Foam Box ☐ Client Cooler ☒ Other

1. Were custody seals on the outside of the cooler(s)? Yes ☑ No ☐ Intact? Yes ☑ No ☐ NA ☐
   If YES, Quantity 2 Quantity Unsalvageable
   Were custody seals on the outside of cooler(s) signed and dated? Yes ☒ No ☐ NA ☐
   Were custody seals on the bottle(s)? Yes ☐ No ☒
   If YES, are there any exceptions?
2. Shippers' packing slip attached to the cooler(s)? Yes ☒ No ☐
3. Did custody papers accompany the sample(s)? Yes ☒ No ☐ Relinquished by client? Yes ☒ No ☐
4. Were the custody papers signed in the appropriate place? Yes ☒ No ☐
5. Packing material used: Bubble Wrap ☒ Foam ☐ None ☐ Other
6. Cooler temperature upon receipt 3.9 °C See back of form for multiple coolers/temps ☐
   METHOD: IR ☒ Other ☐
   COOLANT: Wet Ice ☒ Blue Ice ☐ Dry Ice ☐ Water ☐ None ☐
7. Did all bottles arrive in good condition (Unbroken)? Yes ☑ No ☐
8. Could all bottle labels be reconciled with the COC? Yes ☑ No ☐
9. Were sample(s) at the correct pH upon receipt? Yes ☑ No ☐ NA ☐
10. Were correct bottle(s) used for the test(s) indicated? Yes ☑ No ☐
11. Were air bubbles >6 mm in any VOA vials? Yes ☐ No ☑ NA ☐
12. Sufficient quantity received to perform indicated analyses? Yes ☑ No ☐
13. Was a trip blank present in the cooler(s)? Yes ☑ No ☐ Were VOAs on the COC? Yes ☑ No ☐

Contacted PM Date by via Verbal ☐ Voice Mail ☐ Other ☐

Concerning

14. CHAIN OF CUSTODY

The following discrepancies occurred:

15. SAMPLE CONDITION

Sample(s) were received after the recommended holding time had expired.

Sample(s) were received in a broken container.

Sample(s) were received with bubble >6 mm in diameter. (Notify PM)

16. SAMPLE PRESERVATION

Sample(s) were further preserved in Sample Receiving to meet recommended pH level(s). *Nitric Acid Lot# 031909-HNO_3; Sulfuric Acid Lot# 100108-H_2SO_4; Sodium Hydroxide Lot# 100108 -NaOH; Hydrochloric Acid Lot# 092006-HCl; Sodium Hydroxide and Zinc Acetate Lot# 050205-$(CH_3COO)_2ZN$/NaOH.* What time was preserved added to sample(s)?

Client ID	pH	Date	Initials
34B	<2 <2	8-29-09	CSL

Chain of Custody Record

TAL-4124 (1007)

Temperature on Receipt _____

Drinking Water? Yes ☐ No ☐

TestAmerica

THE LEADER IN ENVIRONMENTAL TESTING

Client: Tetra Tech nus

Address: 20251 Century Blvd STE 200

City: Germantown | State: MD | Zip Code: 20874

Project Name and Location (State): Ground Water Sampling 2009

Contract/Purchase Order/Quote No.: Middle River Center

Project Manager: Tony Apanavage

Telephone Number (Area Code)/Fax Number: (301) 528-3021

Site Contact: Walt Pryor

Lab Contact:

Carrier/Waybill Number:

Date: 8-31-09

Lab Number:

Chain of Custody Number: 093934

Page 1 of 1

Sample I.D. No. and Description (Containers for each sample may be combined on one line)	Date	Time	Matrix: Air	Matrix: Aqueous	Matrix: Sed.	Matrix: Soil	Containers & Preservatives: Unpres.	H2SO4	HNO3	HCl	NaOH	ZnAc/NaOH	Analysis (Attach list if more space is needed): VOCs	Total ppm	Diss ppm	1,4 Dioxane	Special Instructions Conditions of Recei
TB-083109	8-31-09	0800		X						X							
MRC-MW14C-083109	↓	1158		X			X		X	X			X	X	X	X	

Possible Hazard Identification: ☐ Non-Hazard ☐ Flammable ☐ Skin Irritant ☐ Poison B ☐ Unknown

Sample Disposal: ☐ Return To Client ☐ Disposal By Lab ☐ Archive For _____ Months (A fee may be assessed if samples are retained longer than 1 month)

Turn Around Time Required: ☐ 24 Hours ☐ 48 Hours ☐ 7 Days ☐ 14 Days ☐ 21 Days ☐ Other _____

QC Requirements (Specify)

	Date	Time
1. Relinquished By: Walt & Pryor	9-2-09	1700
2. Relinquished By:		
3. Relinquished By:		

	Date	Time
1. Received By: [signature]	9/3/09	9:10A
2. Received By:		
3. Received By:		

Comments:

DISTRIBUTION: WHITE - Returned to Client with Report; CANARY - Stays with the Sample; PINK - Field Copy

North Canton

54

TestAmerica Cooler Receipt Form/Narrative **Lot Number:** A9E030309
North Canton Facility

Client Tetra Tech Project Middle River By: (Signature)
Cooler Received on 9/3/09 Opened on 9/3/09
FedEx ☒ UPS ☐ DHL ☐ FAS ☐ Stetson ☐ Client Drop Off ☐ TestAmerica Courier ☐ Other
TestAmerica Cooler # Multiple Coolers ☐ Foam Box ☐ Client Cooler ☒ Other

1. Were custody seals on the outside of the cooler(s)? Yes ☒ No ☐ Intact? Yes ☒ No ☐ NA ☐
   If YES, Quantity 1 Quantity Unsalvageable
   Were custody seals on the outside of cooler(s) signed and dated? Yes ☒ No ☐ NA ☐
   Were custody seals on the bottle(s)? Yes ☐ No ☒
   If YES, are there any exceptions?
2. Shippers' packing slip attached to the cooler(s)? Yes ☒ No ☐
3. Did custody papers accompany the sample(s)? Yes ☒ No ☐ Relinquished by client? Yes ☒ No ☐
4. Were the custody papers signed in the appropriate place? Yes ☒ No ☐
5. Packing material used: Bubble Wrap ☒ Foam ☒ None ☐ Other
6. Cooler temperature upon receipt °C See back of form for multiple coolers/temps ☐
   METHOD: IR ☒ Other ☐
   COOLANT: Wet Ice ☒ Blue Ice ☐ Dry Ice ☐ Water ☐ None ☐
7. Did all bottles arrive in good condition (Unbroken)? Yes ☒ No ☐
8. Could all bottle labels be reconciled with the COC? Yes ☒ No ☐
9. Were sample(s) at the correct pH upon receipt? Yes ☒ No ☐ NA ☐
10. Were correct bottle(s) used for the test(s) indicated? Yes ☒ No ☐
11. Were air bubbles >6 mm in any VOA vials? Yes ☐ No ☒ NA ☐
12. Sufficient quantity received to perform indicated analyses? Yes ☒ No ☐
13. Was a trip blank present in the cooler(s)? Yes ☒ No ☐ Were VOAs on the COC? Yes ☒ No ☐

Contacted PM Date by via Verbal ☐ Voice Mail ☐ Other ☐
Concerning

14. CHAIN OF CUSTODY

The following discrepancies occurred:
Cooler received iced + within temp. Accidentally Temp was not recorded on CRF.

15. SAMPLE CONDITION

Sample(s) were received after the recommended holding time had expired.
Sample(s) were received in a broken container.
Sample(s) were received with bubble >6 mm in diameter. (Notify PM)

16. SAMPLE PRESERVATION

Sample(s) were further preserved in Sample Receiving to meet recommended pH level(s). *Nitric Acid Lot# 031909-HNO_3; Sulfuric Acid Lot# 100108-H_2SO_4; Sodium Hydroxide Lot# 100108 -NaOH; Hydrochloric Acid Lot# 092006-HCl; Sodium Hydroxide and Zinc Acetate Lot# 050205-$(CH_3COO)_2ZN/NaOH$.* What time was preserved added to sample(s)?

Client ID	pH	Date	Initials
MW14C	2 2 2	9/3/09	

APPENDIX D

DATA-VALIDATION REPORTS (ON CD)

Tetra Tech NUS **INTERNAL CORRESPONDENCE**

TO: **A. APANAVAGE** **DATE:** **SEPTEMBER 29, 2009**

FROM: **A. COGNETTI** **COPIES:** **DV FILE**

SUBJECT: **ORGANIC DATA VALIDATION-**
VOLATILE ORGANIC COMPOUNDS/SEMI-VOLATILE ORGANIC COMPOUNDS
LOCKHEED- MIDDLE RIVER CENTER – LIMITED REVIEW
SAMPLE DELIVERY GROUP (SDG) 9G30230

SAMPLES: 13 Aqueous/VOC

MRC-MW07A-072909	MRC-MW08A-072809	MRC-MW12A-073009
MRC-MW12B-073009	MRC-MW14A-073009	MRC-MW17A-073109
MRC-MW19A-072909	MRC-MW23A-073109	MRC-MW53A-072809
TB-072809	TB-072909	TB-073009
TB-073109		

Overview

The sample set for LOCKHEED- MIDDLE RIVER CENTER consists of nine (9) aqueous environmental samples and four (4) trip blanks. All samples were analyzed for volatile organic compounds. The nine aqueous environmental samples were also analyzed for 1,4-dioxane in the semivolatile fraction.

The samples were collected on July 28, 29, 30 and 31, 2009 and analyzed by Test America Laboratories, Inc. Volatile organic compound (VOC) analyses were conducted in accordance to SW-846 Method 8260B. Semivolatile organic compound (SVOC) analyses followed SW-846 Method 8270C.

Summary

The data contained in this SDG were validated with regard to the following parameters: data completeness, system performance, holding times, initial / continuing calibrations, laboratory method blank results, compound identification and detection limits.

Areas of concern with respect to data quality are listed below.

Major Problems

- In the volatile initial calibration of instrument A3UX11 on June 22, 2009 and the continuing calibrations on August 3, 2009 @9:40, August 5, 2009 @9:44 and August 7, 2009 @9:27, tert-butyl alcohol had a mean relative retention factor (RRF) less than the quality control criteria of 0.05. The nondetected results were qualified as rejected (UR).

Minor Problems – None.

- Laboratory contaminants were detected in the volatile fraction in several method blanks.

Method Blank	Contaminant	Maximum Concentration (ug/L)	Action Level (ug/L)	Affected Samples
LHG631AA	Hexachlorobutadiene	0.64	3.2	MRC-MW08A-072809
				MRC-MW53A-072809
LHL6R1AA	1,2,3-trichlorobenzene	0.33	1.65	MRC-MW07A-072909
	1,2,4-trichlorobenzene	0.21	1.05	MRC-MW19A-072909
Trip Blank	Acetone	3.558	35.58	All Samples

An action level of 5X the maximum concentration level has been used to evaluate sample data for blank contamination of hexachlorobutadiene, 1,2,3-trichlorobenzene and 1,2,4-trichlorobenzene. An action level of 10X the maximum concentration of acetone was used to evaluate sample data for blank contamination of acetone. Positive results less than the action level were qualified (B) as a result of blank contamination. No action was taken on the nondetected results in the affected samples.

Notes

The laboratory had to be contacted to send three missing chain of custodies.

According to the SOP for this SDG, laboratory results were to be reported down to the Method Detection Limit (MDL). The laboratory submitted data to the reporting limit. The laboratory was contacted to resubmit data down to the MDL.

In the volatile initial calibration of instrument A3UX11 on June 22, 2009, several analytes had percent relative standard deviations (%RSD) greater than the 30% quality control limit. These analytes include trans-1,3-dichloropropene, dibromochloromethane and bromoform. No action was taken on the nondetected results for these analytes.

In the volatile continuing calibration on August 3, 2009 @ 9:40 for instrument A3UX11, several analytes had a percent difference (%D) less than the 25% quality control limit. These analytes include chloroethane, trichorofluoromethane, vinyl acetate, 2,2- dichloropropane, bromoform, naphthalene and dichlorofluoromethane. No action was taken on the nondetected results for these analytes in the affected samples TB-072809, MRC-MW08A-072809 and MRC-MW53A-072809.

In the volatile continuing calibration on August 5, 2009 @9:44 for instrument A3UX11, 1,2,4-trichlorobenzene and naphthalene had a percent difference (%D) greater than the 25% quality control criteria. No action was taken on the nondetected results in the affected samples TB-072909, MRC-MW07A-072909 and MRC-MW19A-072909.

In the volatile continuing calibration on August 7, 2009 @9:27 for instrument A3UX11, several analytes had %D greater than the 25% quality control limit. These analytes include bromomethane, chloroethane, 1,2,3-trichloropropane, 1,2,4-trichlorobenzene, naphthalene and 1,2,3-trichlorobenzene. No action was taken on the nondetected results in the affected samples TB-073009, MRC-MW12B-073009, MRC-12A-073009, MRC-MW14A-073009, TB-073109, MRC-MW17A-073109 and MRC-MW23A-073109.

Samples were diluted MRC-MW53A-072809 (8X), MRC-MW12B-073009 (20X), MRC-MW12A-073009 (58.82X), MRC-MW17A-073109 (10X)MRC-MW23A-073109 (4X) in the volatile fraction. In the semivolatile fraction, sample MRC-MW12A-073009 had a (5X) dilution for 1,4-dioxane.

Field blanks are not qualified for blank contamination.

EXECUTIVE SUMMARY

Laboratory Performance Issues: Tert-butyl alcohol had a mean (RRF) less than quality control limits in the initial and continuing calibrations. Acetone was detected in the trip blanks resulting in the qualification of data.

Other Factors Affecting Data Quality: None.

The data for these analyses were reviewed with reference to the Region III EPA Functional Guidelines for Organic Data Validation (9/94), and the Department of Defense (DoD) document entitled "Quality Systems Manual (QSM) for Environmental Laboratories" (January 2006).

The text of this report has been formulated to address only those problem areas affecting data quality.

Ann Cognetti

Tetra Tech NUS
Ann Cognetti
Chemist/Data Validator

Steven Solomon for

TetraTech NUS
Joseph A. Samchuck
Data Validation Quality Assurance Officer

Attachments:
Appendix A – Qualified Analytical Results
Appendix B – Results as Reported by the Laboratory
Appendix C – Support Documentation

Appendix A

Qualified Analytical Results

Data Validation Qualifier Codes:

A = Lab Blank Contamination
B = Field Blank Contamination
C = Calibration Noncompliance (e.g. % RSDs, %Ds, ICVs, CCVs, RRFs, etc.)
C01 = GC/MS Tuning Noncompliance
D = MS/MSD Recovery Noncompliance
E = LCS/LCSD Recovery Noncompliance
F = Lab Duplicate Imprecision
G = Field Duplicate Imprecision
H = Holding Time Exceedance
I = ICP Serial Dilution Noncompliance
J = GFAA PDS - GFAA MSA's $r < 0.995$
K = ICP Interference - includes ICS % R Noncompliance
L = Instrument Calibration Range Exceedance
M = Sample Preservation Noncompliance
N = Internal Standard Noncompliance
N01 = Internal Standard Recovery Noncompliance Dioxins
N02 = Recovery Standard Noncompliance Dioxins
N03 = Clean-up Standard Noncompliance Dioxins
O = Poor Instrument Performance (e.g. base-line drifting)
P = Uncertainty near detection limit (< 2 x IDL for inorganics and <CRQL for organics)
Q = Other problems (can be any number of issues; e.g. poor chromatography,interferences, etc.)
R = Surrogates Recovery Noncompliance
S = Pesticide/PCB Resolution
T = % Breakdown Noncompliance for DDT and Endrin
U = % Difference between columns/detectors >25% for positive results determined via GC/HPLC
V = Non-linear calibrations; correlation coefficient $r < 0.995$
W = EMPC result
X = Signal to noise response drop
Y = Percent solids <30%
Z = Uncertainty at 2 sigma deviation is greater than sample activity

PROJ_NO: 02221	NSAMPLE	MRC-MW07A-072909			MRC-MW08A-072809			MRC-MW12A-073009			MRC-MW12B-073009		
SDG: 9G30230	LAB_ID	A9G300230002			A9G290200002			A9G310180003			A9G310180002		
FRACTION: OV	SAMP_DATE	7/29/2009			7/28/2009			7/30/2009			7/30/2009		
MEDIA: WATER	QC_TYPE	NM			NM			NM			NM		
	UNITS	UG/L			UG/L			UG/L			UG/L		
	PCT_SOLIDS												
	DUP_OF												
PARAMETER		RESULT	VQL	QLCD	RESULT	VQL	QLCD	RESULT	VQL	QLCD	RESULT	VQL	QLCD
1,1,1,2-TETRACHLOROETHANE		0.23	U		0.23	U		13.5286	U		4.6	U	
1,1,1-TRICHLOROETHANE		0.22	U		0.22	U		12.9404	U		4.4	U	
1,1,2,2-TETRACHLOROETHANE		0.18	U		0.18	U		10.5876	U		3.6	U	
1,1,2-TRICHLOROTRIFLUOROETHANE		0.28	U		0.28	U		16.4696	U		5.6	U	
1,1-DICHLOROETHANE		2.626			0.15	U		14.378	J	P	4.713	J	P
1,1-DICHLOROETHENE		6.226			0.19	U		193.87			30.984		
1,1-DICHLOROPROPENE		0.13	U		0.13	U		7.6466	U		2.6	U	
1,2,3-TRICHLOROBENZENE		0.17	U		0.17	U		9.9994	U		3.4	U	
1,2,3-TRICHLOROPROPANE		0.43	U		0.43	U		25.2926	U		8.6	U	
1,2,3-TRIMETHYLBENZENE		0.0059	U		0.0059	U		0.347038	U		0.118	U	
1,2,4-TRICHLOROBENZENE		0.15	U		0.15	U		8.823	U		3	U	
1,2,4-TRIMETHYLBENZENE		0.12	U		0.12	U		7.0584	U		2.4	U	
1,2-DIBROMO-3-CHLOROPROPANE		0.67	U		0.67	U		39.4094	U		13.4	U	
1,2-DIBROMOETHANE		0.24	U		0.24	U		14.1168	U		4.8	U	
1,2-DICHLOROBENZENE		0.13	U		0.13	U		7.6466	U		2.6	U	
1,2-DICHLOROETHANE		0.22	U		0.22	U		12.9404	U		4.4	U	
1,2-DICHLOROPROPANE		0.18	U		0.18	U		10.5876	U		3.6	U	
1,3-DICHLOROBENZENE		0.14	U		0.1909	J	P	8.2348	U		2.8	U	
1,3-DICHLOROPROPANE		0.16	U		0.16	U		9.4112	U		3.2	U	
1,4-DICHLOROBENZENE		0.13	U		0.13	U		7.6466	U		2.6	U	
2,2-DICHLOROPROPANE		0.13	U		0.13	U		7.6466	U		2.6	U	
2-BUTANONE		0.57	U		0.57	U		33.5274	U		11.4	U	
2-CHLOROETHYL VINYL ETHER		0.99	U		0.99	U		58.2318	U		19.8	U	
2-CHLOROTOLUENE		0.11	U		0.11	U		6.4702	U		2.2	U	
2-HEXANONE		0.41	U		0.41	U		24.1162	U		8.2	U	
4-CHLOROTOLUENE		0.18	U		0.18	U		10.5876	U		3.6	U	
4-ISOPROPYLTOLUENE		0.12	U		0.12	U		7.0584	U		2.4	U	
4-METHYL-2-PENTANONE		0.32	U		0.32	U		18.8224	U		6.4	U	
ACETONE		1.1	U		1.1	U		64.702	U		22	U	
BENZENE		0.13	U		0.13	U		7.6466	U		2.6	U	
BROMOBENZENE		0.13	U		0.13	U		7.6466	U		2.6	U	
BROMOCHLOROMETHANE		0.29	U		0.29	U		17.0578	U		5.8	U	
BROMODICHLOROMETHANE		0.15	U		0.15	U		8.823	U		3	U	
BROMOFORM		0.64	U		0.64	U		37.6448	U		12.8	U	
BROMOMETHANE		0.41	U		0.41	U		24.1162	U		8.2	U	
CARBON DISULFIDE		0.13	U		0.13	U		7.6466	U		2.6	U	

PROJ_NO: 02221 SDG: 9G30230 FRACTION: OV MEDIA: WATER	NSAMPLE	MRC-MW07A-072909			MRC-MW08A-072809			MRC-MW12A-073009			MRC-MW12B-073009		
	LAB_ID	A9G300230002			A9G290200002			A9G310180003			A9G310180002		
	SAMP_DATE	7/29/2009			7/28/2009			7/30/2009			7/30/2009		
	QC_TYPE	NM			NM			NM			NM		
	UNITS	UG/L			UG/L			UG/L			UG/L		
	PCT_SOLIDS												
	DUP_OF												
PARAMETER		RESULT	VQL	QLCD	RESULT	VQL	QLCD	RESULT	VQL	QLCD	RESULT	VQL	QLCD
CARBON TETRACHLORIDE		0.13	U		0.13	U		7.6466	U		2.6	U	
CHLOROBENZENE		0.15	U		0.15	U		8.823	U		3	U	
CHLORODIBROMOMETHANE		0.18	U		0.18	U		10.5876	U		3.6	U	
CHLOROETHANE		0.29	U		0.29	U		17.0578	U		5.8	U	
CHLOROFORM		0.1835	J	P	0.16	U		9.4112	U		3.2	U	
CHLOROMETHANE		0.3	U		0.3	U		17.646	U		6	U	
CIS-1,2-DICHLOROETHENE		0.5427	J	P	0.17	U		161.11			32.826		
CIS-1,3-DICHLOROPROPENE		0.14	U		0.14	U		8.2348	U		2.8	U	
DIBROMOMETHANE		0.28	U		0.28	U		16.4696	U		5.6	U	
DICHLORODIFLUOROMETHANE		0.31	U		0.31	U		18.2342	U		6.2	U	
DIISOPROPYL ETHER		1.5	U		1.5	U		88.23	U		30	U	
ETHYL TERT-BUTYL ETHER		0.11	U		0.11	U		6.4702	U		2.2	U	
ETHYLBENZENE		0.17	U		0.17	U		9.9994	U		3.4	U	
HEXACHLOROBUTADIENE		0.3	U		0.3	U		17.646	U		6	U	
ISOPROPYLBENZENE		0.13	U		0.13	U		7.6466	U		2.6	U	
M+P-XYLENES		0.24	U		0.24	U		14.1168	U		4.8	U	
METHYL TERT-BUTYL ETHER		0.17	U		0.17	U		9.9994	U		3.4	U	
METHYLENE CHLORIDE		0.33	U		0.33	U		19.4106	U		6.6	U	
NAPHTHALENE		0.24	U		0.24	U		14.1168	U		4.8	U	
N-BUTYLBENZENE		0.12	U		0.12	U		7.0584	U		2.4	U	
N-PROPYLBENZENE		0.14	U		0.14	U		8.2348	U		2.8	U	
O-XYLENE		0.14	U		0.14	U		8.2348	U		2.8	U	
SEC-BUTYLBENZENE		0.13	U		0.13	U		7.6466	U		2.6	U	
STYRENE		0.11	U		0.11	U		6.4702	U		2.2	U	
TERT-AMYL METHYL ETHER		0.067	U		0.067	U		3.94094	U		1.34	U	
TERT-BUTYLBENZENE		0.13	U		0.13	U		7.6466	U		2.6	U	
TERTIARY-BUTYL ALCOHOL		20	UR	C	20	UR	C	1176.4	UR	C	400	UR	C
TETRACHLOROETHENE		2.312			0.29	U		17.0578	U		5.8	U	
TOLUENE		0.13	U		0.13	U		7.6466	U		2.6	U	
TOTAL XYLENES		0.28	U		0.28	U		16.4696	U		5.6	U	
TRANS-1,2-DICHLOROETHENE		0.19	U		0.19	U		11.1758	U		3.8	U	
TRANS-1,3-DICHLOROPROPENE		0.19	U		0.19	U		11.1758	U		3.8	U	
TRICHLOROETHENE		1.287			0.17	U		1244.9			309.75		
TRICHLOROFLUOROMETHANE		0.21	U		0.21	U		12.3522	U		4.2	U	
VINYL ACETATE		0.19	U		0.19	U		11.1758	U		3.8	U	
VINYL CHLORIDE		0.22	U		0.22	U		12.9404	U		4.4	U	

PROJ_NO: 02221	NSAMPLE	MRC-MW14A-073009			MRC-MW17A-073109			MRC-MW19A-072909			MRC-MW23A-073109		
SDG: 9G30230	LAB_ID	A9G310180004			A9H010115002			A9G300230003			A9H010115004		
FRACTION: OV	SAMP_DATE	7/30/2009			7/31/2009			7/29/2009			7/31/2009		
MEDIA: WATER	QC_TYPE	NM			NM			NM			NM		
	UNITS	UG/L			UG/L			UG/L			UG/L		
	PCT_SOLIDS												
	DUP_OF												
PARAMETER		RESULT	VQL	QLCD	RESULT	VQL	QLCD	RESULT	VQL	QLCD	RESULT	VQL	QLCD
1,1,1,2-TETRACHLOROETHANE		0.23	U		2.3	U		0.23	U		0.92	U	
1,1,1-TRICHLOROETHANE		0.22	U		2.2	U		0.22	U		0.88	U	
1,1,2,2-TETRACHLOROETHANE		0.18	U		1.8	U		0.18	U		0.72	U	
1,1,2-TRICHLOROTRIFLUOROETHANE		0.28	U		2.8	U		0.28	U		1.12	U	
1,1-DICHLOROETHANE		2.043			1.5	U		2.194			1.42	J	P
1,1-DICHLOROETHENE		2.079			1.9	U		0.19	U		0.76	U	
1,1-DICHLOROPROPENE		0.13	U		1.3	U		0.13	U		0.52	U	
1,2,3-TRICHLOROBENZENE		0.17	U		1.7	U		0.17	U		0.68	U	
1,2,3-TRICHLOROPROPANE		0.43	U		4.3	U		0.43	U		1.72	U	
1,2,3-TRIMETHYLBENZENE		0.0059	U		2.304	J	P	0.0059	U		0.7862	J	P
1,2,4-TRICHLOROBENZENE		0.15	U		1.5	U		0.15	U		0.6	U	
1,2,4-TRIMETHYLBENZENE		0.12	U		4.006	J	P	0.12	U		0.48	U	
1,2-DIBROMO-3-CHLOROPROPANE		0.67	U		6.7	U		0.67	U		2.68	U	
1,2-DIBROMOETHANE		0.24	U		2.4	U		0.24	U		0.96	U	
1,2-DICHLOROBENZENE		0.13	U		1.3	U		0.13	U		0.52	U	
1,2-DICHLOROETHANE		0.22	U		2.2	U		0.22	U		0.88	U	
1,2-DICHLOROPROPANE		0.18	U		1.8	U		0.18	U		0.72	U	
1,3-DICHLOROBENZENE		0.14	U		1.4	U		0.14	U		0.56	U	
1,3-DICHLOROPROPANE		0.16	U		1.6	U		0.16	U		0.64	U	
1,4-DICHLOROBENZENE		0.13	U		1.3	U		0.13	U		0.52	U	
2,2-DICHLOROPROPANE		0.13	U		1.3	U		0.13	U		0.52	U	
2-BUTANONE		0.57	U		5.7	U		0.57	U		2.28	U	
2-CHLOROETHYL VINYL ETHER		0.99	U		9.9	U		0.99	U		3.96	U	
2-CHLOROTOLUENE		0.11	U		1.1	U		0.11	U		0.44	U	
2-HEXANONE		0.41	U		4.1	U		0.41	U		1.64	U	
4-CHLOROTOLUENE		0.18	U		1.8	U		0.18	U		0.72	U	
4-ISOPROPYLTOLUENE		0.12	U		1.2	U		0.12	U		0.48	U	
4-METHYL-2-PENTANONE		0.32	U		3.2	U		0.32	U		1.28	U	
ACETONE		2.029	B	B	20.806	B	B	1.1	U		13.616	B	B
BENZENE		0.13	U		186.76			0.13	U		69.295		
BROMOBENZENE		0.13	U		1.3	U		0.13	U		0.52	U	
BROMOCHLOROMETHANE		0.29	U		2.9	U		0.29	U		1.16	U	
BROMODICHLOROMETHANE		0.15	U		1.5	U		0.15	U		0.6	U	
BROMOFORM		0.64	U		6.4	U		0.64	U		2.56	U	
BROMOMETHANE		0.41	U		4.1	U		0.41	U		1.64	U	
CARBON DISULFIDE		0.13	U		1.3	U		0.13	U		0.52	U	

PROJ_NO: 02221	NSAMPLE	MRC-MW14A-073009			MRC-MW17A-073109			MRC-MW19A-072909			MRC-MW23A-073109		
SDG: 9G30230	LAB_ID	A9G310180004			A9H010115002			A9G300230003			A9H010115004		
FRACTION: OV	SAMP_DATE	7/30/2009			7/31/2009			7/29/2009			7/31/2009		
MEDIA: WATER	QC_TYPE	NM			NM			NM			NM		
	UNITS	UG/L			UG/L			UG/L			UG/L		
	PCT_SOLIDS												
	DUP_OF												
PARAMETER		RESULT	VQL	QLCD	RESULT	VQL	QLCD	RESULT	VQL	QLCD	RESULT	VQL	QLCD
CARBON TETRACHLORIDE		0.13	U		1.3	U		0.13	U		0.52	U	
CHLOROBENZENE		0.15	U		1.5	U		0.15	U		0.6	U	
CHLORODIBROMOMETHANE		0.18	U		1.8	U		0.18	U		0.72	U	
CHLOROETHANE		0.29	U		2.9	U		0.29	U		1.16	U	
CHLOROFORM		0.16	U		1.6	U		1.067			0.64	U	
CHLOROMETHANE		0.3	U		3	U		0.3	U		1.2	U	
CIS-1,2-DICHLOROETHENE		12.328			3.295	J	P	0.17	U		0.68	U	
CIS-1,3-DICHLOROPROPENE		0.14	U		1.4	U		0.14	U		0.56	U	
DIBROMOMETHANE		0.28	U		2.8	U		0.28	U		1.12	U	
DICHLORODIFLUOROMETHANE		0.31	U		3.1	U		0.31	U		1.24	U	
DIISOPROPYL ETHER		1.5	U		15	U		1.5	U		6	U	
ETHYL TERT-BUTYL ETHER		0.11	U		1.1	U		0.11	U		0.44	U	
ETHYLBENZENE		0.17	U		43.121			0.17	U		1.637	J	P
HEXACHLOROBUTADIENE		0.3	U		3	U		0.3	U		1.2	U	
ISOPROPYLBENZENE		0.13	U		2.894	J	P	0.13	U		0.52	U	
M+P-XYLENES		0.24	U		25.208			0.24	U		2.289	J	P
METHYL TERT-BUTYL ETHER		0.17	U		1.7	U		0.17	U		7.264	J	P
METHYLENE CHLORIDE		0.33	U		6.92	J	P	0.33	U		1.32	U	
NAPHTHALENE		0.24	U		2.4	U		0.24	U		0.96	U	
N-BUTYLBENZENE		0.12	U		1.2	U		0.12	U		0.48	U	
N-PROPYLBENZENE		0.14	U		5.359	J	P	0.14	U		0.56	U	
O-XYLENE		0.14	U		2.949	J	P	0.14	U		0.56	U	
SEC-BUTYLBENZENE		0.13	U		1.3	U		0.13	U		0.52	U	
STYRENE		0.11	U		1.1	U		0.11	U		0.44	U	
TERT-AMYL METHYL ETHER		0.067	U		0.67	U		0.067	U		0.268	U	
TERT-BUTYLBENZENE		0.13	U		1.3	U		0.13	U		0.52	U	
TERTIARY-BUTYL ALCOHOL		20	UR	C	200	UR	C	20	UR	C	80	UR	C
TETRACHLOROETHENE		0.29	U		2.9	U		0.29	U		1.16	U	
TOLUENE		0.13	U		23.95			0.13	U		1.678	J	P
TOTAL XYLENES		0.28	U		28.157			0.28	U		2.289	J	P
TRANS-1,2-DICHLOROETHENE		2.36			1.9	U		0.19	U		0.76	U	
TRANS-1,3-DICHLOROPROPENE		0.19	U		1.9	U		0.19	U		0.76	U	
TRICHLOROETHENE		8.191			17.114			0.17	U		0.68	U	
TRICHLOROFLUOROMETHANE		0.21	U		2.1	U		1.36			0.84	U	
VINYL ACETATE		0.19	U		1.9	U		0.19	U		0.76	U	
VINYL CHLORIDE		0.5043	J	P	2.2	U		0.22	U		0.88	U	

PROJ_NO: 02221	NSAMPLE	MRC-MW53A-072809			TB-072809			TB-072909			TB-073009		
SDG: 9G30230	LAB_ID	A9G290200004			A9G290200001			A9G300230001			A9G310180001		
FRACTION: OV	SAMP_DATE	7/28/2009			7/28/2009			7/29/2009			7/30/2009		
MEDIA: WATER	QC_TYPE	NM			NM			NM			NM		
	UNITS	UG/L			UG/L			UG/L			UG/L		
	PCT_SOLIDS												
	DUP_OF												
PARAMETER		RESULT	VQL	QLCD	RESULT	VQL	QLCD	RESULT	VQL	QLCD	RESULT	VQL	QLCD
1,1,1,2-TETRACHLOROETHANE		1.84	U		0.23	U		0.23	U		0.23	U	
1,1,1-TRICHLOROETHANE		1.76	U		0.22	U		0.22	U		0.22	U	
1,1,2,2-TETRACHLOROETHANE		1.44	U		0.18	U		0.18	U		0.18	U	
1,1,2-TRICHLOROTRIFLUOROETHANE		2.24	U		0.28	U		0.28	U		0.28	U	
1,1-DICHLOROETHANE		1.2	U		0.15	U		0.15	U		0.15	U	
1,1-DICHLOROETHENE		11.317			0.19	U		0.19	U		0.19	U	
1,1-DICHLOROPROPENE		1.04	U		0.13	U		0.13	U		0.13	U	
1,2,3-TRICHLOROBENZENE		1.36	U		0.17	U		0.17	U		0.17	U	
1,2,3-TRICHLOROPROPANE		3.44	U		0.43	U		0.43	U		0.43	U	
1,2,3-TRIMETHYLBENZENE		0.0472	U		0.0059	U		0.0059	U		0.0059	U	
1,2,4-TRICHLOROBENZENE		1.2	U		0.15	U		0.15	U		0.15	U	
1,2,4-TRIMETHYLBENZENE		0.96	U		0.12	U		0.12	U		0.12	U	
1,2-DIBROMO-3-CHLOROPROPANE		5.36	U		0.67	U		0.67	U		0.67	U	
1,2-DIBROMOETHANE		1.92	U		0.24	U		0.24	U		0.24	U	
1,2-DICHLOROBENZENE		1.04	U		0.13	U		0.13	U		0.13	U	
1,2-DICHLOROETHANE		1.76	U		0.22	U		0.22	U		0.22	U	
1,2-DICHLOROPROPANE		1.44	U		0.18	U		0.18	U		0.18	U	
1,3-DICHLOROBENZENE		1.12	U		0.14	U		0.14	U		0.14	U	
1,3-DICHLOROPROPANE		1.28	U		0.16	U		0.16	U		0.16	U	
1,4-DICHLOROBENZENE		1.04	U		0.13	U		0.13	U		0.13	U	
2,2-DICHLOROPROPANE		1.04	U		0.13	U		0.13	U		0.13	U	
2-BUTANONE		4.56	U		0.57	U		0.57	U		0.57	U	
2-CHLOROETHYL VINYL ETHER		7.92	U		0.99	U		0.99	U		0.99	U	
2-CHLOROTOLUENE		0.88	U		0.11	U		0.11	U		0.11	U	
2-HEXANONE		3.28	U		0.41	U		0.41	U		0.41	U	
4-CHLOROTOLUENE		1.44	U		0.18	U		0.18	U		0.18	U	
4-ISOPROPYLTOLUENE		0.96	U		0.12	U		0.12	U		0.12	U	
4-METHYL-2-PENTANONE		2.56	U		0.32	U		0.32	U		0.32	U	
ACETONE		8.8	U		1.166	J	P	1.852	J	P	3.558	J	P
BENZENE		1.984	J	P	0.13	U		0.13	U		0.13	U	
BROMOBENZENE		1.04	U		0.13	U		0.13	U		0.13	U	
BROMOCHLOROMETHANE		2.32	U		0.29	U		0.29	U		0.29	U	
BROMODICHLOROMETHANE		1.2	U		0.15	U		0.15	U		0.15	U	
BROMOFORM		5.12	U		0.64	U		0.64	U		0.64	U	
BROMOMETHANE		3.28	U		0.41	U		0.41	U		0.41	U	
CARBON DISULFIDE		1.04	U		0.13	U		0.13	U		0.13	U	

PROJ_NO: 02221 SDG: 9G30230 FRACTION: OV MEDIA: WATER	NSAMPLE	MRC-MW53A-072809			TB-072809			TB-072909			TB-073009		
	LAB_ID	A9G290200004			A9G290200001			A9G300230001			A9G310180001		
	SAMP_DATE	7/28/2009			7/28/2009			7/29/2009			7/30/2009		
	QC_TYPE	NM			NM			NM			NM		
	UNITS	UG/L			UG/L			UG/L			UG/L		
	PCT_SOLIDS												
	DUP_OF												
PARAMETER		RESULT	VQL	QLCD	RESULT	VQL	QLCD	RESULT	VQL	QLCD	RESULT	VQL	QLCD
CARBON TETRACHLORIDE		1.669	J	P	0.13	U		0.13	U		0.13	U	
CHLOROBENZENE		1.2	U		0.15	U		0.15	U		0.15	U	
CHLORODIBROMOMETHANE		1.44	U		0.18	U		0.18	U		0.18	U	
CHLOROETHANE		2.32	U		0.29	U		0.29	U		0.29	U	
CHLOROFORM		2.323	J	P	0.16	U		0.16	U		0.16	U	
CHLOROMETHANE		2.4	U		0.3	U		0.3	U		0.3	U	
CIS-1,2-DICHLOROETHENE		6.498	J	P	0.17	U		0.17	U		0.17	U	
CIS-1,3-DICHLOROPROPENE		1.12	U		0.14	U		0.14	U		0.14	U	
DIBROMOMETHANE		2.24	U		0.28	U		0.28	U		0.28	U	
DICHLORODIFLUOROMETHANE		2.48	U		0.31	U		0.31	U		0.31	U	
DIISOPROPYL ETHER		12	U		1.5	U		1.5	U		1.5	U	
ETHYL TERT-BUTYL ETHER		0.88	U		0.11	U		0.11	U		0.11	U	
ETHYLBENZENE		1.36	U		0.17	U		0.17	U		0.17	U	
HEXACHLOROBUTADIENE		2.4	U		0.3	U		0.3	U		0.3	U	
ISOPROPYLBENZENE		1.04	U		0.13	U		0.13	U		0.13	U	
M+P-XYLENES		1.92	U		0.24	U		0.24	U		0.24	U	
METHYL TERT-BUTYL ETHER		1.36	U		0.17	U		0.17	U		0.17	U	
METHYLENE CHLORIDE		2.64	U		0.33	U		0.33	U		0.33	U	
NAPHTHALENE		1.92	U		0.24	U		0.24	U		0.24	U	
N-BUTYLBENZENE		0.96	U		0.12	U		0.12	U		0.12	U	
N-PROPYLBENZENE		1.12	U		0.14	U		0.14	U		0.14	U	
O-XYLENE		1.12	U		0.14	U		0.14	U		0.14	U	
SEC-BUTYLBENZENE		1.04	U		0.13	U		0.13	U		0.13	U	
STYRENE		0.88	U		0.11	U		0.11	U		0.11	U	
TERT-AMYL METHYL ETHER		0.536	U		0.067	U		0.067	U		0.067	U	
TERT-BUTYLBENZENE		1.04	U		0.13	U		0.13	U		0.13	U	
TERTIARY-BUTYL ALCOHOL		160	UR	C	20	UR	C	20	UR	C	20	UR	C
TETRACHLOROETHENE		2.32	U		0.29	U		0.29	U		0.29	U	
TOLUENE		1.04	U		0.13	U		0.13	U		0.13	U	
TOTAL XYLENES		2.24	U		0.28	U		0.28	U		0.28	U	
TRANS-1,2-DICHLOROETHENE		1.52	U		0.19	U		0.19	U		0.19	U	
TRANS-1,3-DICHLOROPROPENE		1.52	U		0.19	U		0.19	U		0.19	U	
TRICHLOROETHENE		290.74			0.17	U		0.17	U		0.17	U	
TRICHLOROFLUOROMETHANE		1.68	U		0.21	U		0.21	U		0.21	U	
VINYL ACETATE		1.52	U		0.19	U		0.19	U		0.19	U	
VINYL CHLORIDE		1.76	U		0.22	U		0.22	U		0.22	U	

PROJ_NO: 02221	NSAMPLE	TB-073109
SDG: 9G30230	LAB_ID	A9H010115001
FRACTION: OV	SAMP_DATE	7/31/2009
MEDIA: WATER	QC_TYPE	NM
	UNITS	UG/L
	PCT_SOLIDS	
	DUP_OF	

PARAMETER	RESULT	VQL	QLCD
1,1,1,2-TETRACHLOROETHANE	0.23	U	
1,1,1-TRICHLOROETHANE	0.22	U	
1,1,2,2-TETRACHLOROETHANE	0.18	U	
1,1,2-TRICHLOROTRIFLUOROETHANE	0.28	U	
1,1-DICHLOROETHANE	0.15	U	
1,1-DICHLOROETHENE	0.19	U	
1,1-DICHLOROPROPENE	0.13	U	
1,2,3-TRICHLOROBENZENE	0.17	U	
1,2,3-TRICHLOROPROPANE	0.43	U	
1,2,3-TRIMETHYLBENZENE	0.0059	U	
1,2,4-TRICHLOROBENZENE	0.15	U	
1,2,4-TRIMETHYLBENZENE	0.12	U	
1,2-DIBROMO-3-CHLOROPROPANE	0.67	U	
1,2-DIBROMOETHANE	0.24	U	
1,2-DICHLOROBENZENE	0.13	U	
1,2-DICHLOROETHANE	0.22	U	
1,2-DICHLOROPROPANE	0.18	U	
1,3-DICHLOROBENZENE	0.14	U	
1,3-DICHLOROPROPANE	0.16	U	
1,4-DICHLOROBENZENE	0.13	U	
2,2-DICHLOROPROPANE	0.13	U	
2-BUTANONE	0.57	U	
2-CHLOROETHYL VINYL ETHER	0.99	U	
2-CHLOROTOLUENE	0.11	U	
2-HEXANONE	0.41	U	
4-CHLOROTOLUENE	0.18	U	
4-ISOPROPYLTOLUENE	0.12	U	
4-METHYL-2-PENTANONE	0.32	U	
ACETONE	1.1	U	
BENZENE	0.13	U	
BROMOBENZENE	0.13	U	
BROMOCHLOROMETHANE	0.29	U	
BROMODICHLOROMETHANE	0.15	U	
BROMOFORM	0.64	U	
BROMOMETHANE	0.41	U	
CARBON DISULFIDE	0.13	U	

PROJ_NO: 02221	NSAMPLE	TB-073109
SDG: 9G30230	LAB_ID	A9H010115001
FRACTION: OV	SAMP_DATE	7/31/2009
MEDIA: WATER	QC_TYPE	NM
	UNITS	UG/L
	PCT_SOLIDS	
	DUP_OF	

PARAMETER	RESULT	VQL	QLCD
CARBON TETRACHLORIDE	0.13	U	
CHLOROBENZENE	0.15	U	
CHLORODIBROMOMETHANE	0.18	U	
CHLOROETHANE	0.29	U	
CHLOROFORM	0.16	U	
CHLOROMETHANE	0.3	U	
CIS-1,2-DICHLOROETHENE	0.17	U	
CIS-1,3-DICHLOROPROPENE	0.14	U	
DIBROMOMETHANE	0.28	U	
DICHLORODIFLUOROMETHANE	0.31	U	
DIISOPROPYL ETHER	1.5	U	
ETHYL TERT-BUTYL ETHER	0.11	U	
ETHYLBENZENE	0.17	U	
HEXACHLOROBUTADIENE	0.3	U	
ISOPROPYLBENZENE	0.13	U	
M+P-XYLENES	0.24	U	
METHYL TERT-BUTYL ETHER	0.17	U	
METHYLENE CHLORIDE	0.33	U	
NAPHTHALENE	0.24	U	
N-BUTYLBENZENE	0.12	U	
N-PROPYLBENZENE	0.14	U	
O-XYLENE	0.14	U	
SEC-BUTYLBENZENE	0.13	U	
STYRENE	0.11	U	
TERT-AMYL METHYL ETHER	0.067	U	
TERT-BUTYLBENZENE	0.13	U	
TERTIARY-BUTYL ALCOHOL	20	UR	C
TETRACHLOROETHENE	0.29	U	
TOLUENE	0.13	U	
TOTAL XYLENES	0.28	U	
TRANS-1,2-DICHLOROETHENE	0.19	U	
TRANS-1,3-DICHLOROPROPENE	0.19	U	
TRICHLOROETHENE	0.17	U	
TRICHLOROFLUOROMETHANE	0.21	U	
VINYL ACETATE	0.19	U	
VINYL CHLORIDE	0.22	U	

PROJ_NO: 02221	NSAMPLE	MRC-MW07A-072909			MRC-MW08A-072809			MRC-MW12A-073009DL			MRC-MW12B-073009		
SDG: 9G30230	LAB_ID	A9G300230002			A9G290200002			A9G310180003			A9G310180002		
FRACTION: OS	SAMP_DATE	7/29/2009			7/28/2009			7/30/2009			7/30/2009		
MEDIA: WATER	QC_TYPE	NM			NM			NM			NM		
	UNITS	UG/L			UG/L			UG/L			UG/L		
	PCT_SOLIDS												
	DUP_OF												
PARAMETER		RESULT	VQL	QLCD	RESULT	VQL	QLCD	RESULT	VQL	QLCD	RESULT	VQL	QLCD
1,4-DIOXANE		3.9935			0.49	U		136.06			39.138		

Appendix B

Results as Reported by the Laboratory

Tetra Tech NUS, Inc

Client Sample ID: MRC-MW07A-072909

GC/MS Volatiles

Lot-Sample #...: A9G300230-002 **Work Order #...:** LG9491AA **Matrix.....:** WG
Date Sampled...: 07/29/09 09:57 **Date Received..:** 07/30/09
Prep Date.....: 08/05/09 **Analysis Date..:** 08/05/09
Prep Batch #...: 9218267
Dilution Factor: 1 **Method.....:** SW846 8260B

PARAMETER	RESULT	REPORTING LIMIT	UNITS	MDL
Acetone	ND	5	ug/L	1.1
Bromobenzene	ND	1	ug/L	0.13
Bromochloromethane	ND	1	ug/L	0.29
Bromodichloromethane	ND	1	ug/L	0.15
2-Butanone	ND	5	ug/L	0.57
n-Butylbenzene	ND	1	ug/L	0.12
sec-Butylbenzene	ND	1	ug/L	0.13
tert-Butylbenzene	ND	1	ug/L	0.13
Carbon disulfide	ND	1	ug/L	0.13
Dibromochloromethane	ND	1	ug/L	0.18
1,2-Dibromo-3-chloro-propane	ND	2	ug/L	0.67
2-Chloroethyl vinyl ether	ND	5	ug/L	0.99
2-Chlorotoluene	ND	1	ug/L	0.11
4-Chlorotoluene	ND	1	ug/L	0.18
1,2-Dibromoethane	ND	1	ug/L	0.24
Dibromomethane	ND	1	ug/L	0.28
1,2-Dichlorobenzene	ND	1	ug/L	0.13
1,3-Dichlorobenzene	ND	1	ug/L	0.14
1,4-Dichlorobenzene	ND	1	ug/L	0.13
Dichlorodifluoromethane	ND	1	ug/L	0.31
cis-1,2-Dichloroethene	**0.5427 J**	**1**	**ug/L**	**0.17**
trans-1,2-Dichloroethene	ND	1	ug/L	0.19
1,3-Dichloropropane	ND	1	ug/L	0.16
2,2-Dichloropropane	ND	1	ug/L	0.13
1,1-Dichloropropene	ND	1	ug/L	0.13
Trichlorofluoromethane	ND	1	ug/L	0.21
Hexachlorobutadiene	ND	1	ug/L	0.3
2-Hexanone	ND	5	ug/L	0.41
Isopropylbenzene	ND	1	ug/L	0.13
p-Isopropyltoluene	ND	1	ug/L	0.12
tert-Butyl alcohol	ND	20	ug/L	3.9
4-Methyl-2-pentanone	ND	5	ug/L	0.32
Naphthalene	ND	1	ug/L	0.24
n-Propylbenzene	ND	1	ug/L	0.14
Styrene	ND	1	ug/L	0.11
1,1,1,2-Tetrachloroethane	ND	1	ug/L	0.23
1,2,3-Trichlorobenzene	ND	1	ug/L	0.17
1,2,4-Trichloro-benzene	ND	1	ug/L	0.15

(Continued on next page)

Tetra Tech NUS, Inc

Client Sample ID: MRC-MW07A-072909

GC/MS Volatiles

Lot-Sample #...: A9G300230-002 **Work Order #...:** LG9491AA **Matrix.....:** WG

PARAMETER	RESULT	REPORTING LIMIT	UNITS	MDL
1,2,3-Trichloropropane	ND	1	ug/L	0.43
1,1,2-Trichloro-1,2,2-trifluoroethane	ND	1	ug/L	0.28
1,2,4-Trimethylbenzene	ND	1	ug/L	0.12
Vinyl acetate	ND	2	ug/L	0.19
o-Xylene	ND	1	ug/L	0.14
Xylenes (total)	ND	2	ug/L	0.28
Methyl tert-butyl ether	ND	5	ug/L	0.17
m-Xylene & p-Xylene	ND	2	ug/L	0.24
1,2,3-Trimethylbenzene	ND	5	ug/L	0.0059
Diisopropyl Ether (DIPE)	ND	5	ug/L	1.5
Ethyl-t-Butyl Ether (ETBE)	ND	5	ug/L	0.11
Tert-amyl methyl ether (TAME)	ND	5	ug/L	0.067
Benzene	ND	1	ug/L	0.13
Bromoform	ND	1	ug/L	0.64
Bromomethane	ND	1	ug/L	0.41
Carbon tetrachloride	ND	1	ug/L	0.13
Chlorobenzene	ND	1	ug/L	0.15
Chloroethane	ND	1	ug/L	0.29
Chloroform	**0.1835 J**	**1**	**ug/L**	**0.16**
Chloromethane	ND	1	ug/L	0.3
1,1-Dichloroethane	**2.626**	**1**	**ug/L**	**0.15**
1,2-Dichloroethane	ND	1	ug/L	0.22
1,1-Dichloroethene	**6.226**	**1**	**ug/L**	**0.19**
1,2-Dichloropropane	ND	1	ug/L	0.18
cis-1,3-Dichloropropene	ND	1	ug/L	0.14
trans-1,3-Dichloropropene	ND	1	ug/L	0.19
Ethylbenzene	ND	1	ug/L	0.17
Methylene chloride	ND	1	ug/L	0.33
1,1,2,2-Tetrachloroethane	ND	1	ug/L	0.18
Tetrachloroethene	**2.312**	**1**	**ug/L**	**0.29**
Toluene	ND	1	ug/L	0.13
1,1,1-Trichloroethane	ND	1	ug/L	0.22
Trichloroethene	**1.287**	**1**	**ug/L**	**0.17**
Vinyl chloride	ND	1	ug/L	0.22

SURROGATE	PERCENT RECOVERY	RECOVERY LIMITS
Dibromofluoromethane	97.49	(73 - 122)
1,2-Dichloroethane-d4	95.69	(61 - 128)
Toluene-d8	88.7	(76 - 110)
4-Bromofluorobenzene	83.01	(74 - 116)

NOTE(S):

J Estimated result. Result is less than RL.

Tetra Tech NUS, Inc

Client Sample ID: MRC-MW08A-072809

GC/MS Volatiles

Lot-Sample #...: A9G290200-002 **Work Order #...:** LG73R1AA **Matrix.....:** WG
Date Sampled...: 07/28/09 11:39 **Date Received..:** 07/29/09
Prep Date.....: 08/03/09 **Analysis Date..:** 08/03/09
Prep Batch #...: 9216300
Dilution Factor: 1 **Method.....:** SW846 8260B

PARAMETER	RESULT	REPORTING LIMIT	UNITS	MDL
Acetone	ND	5	ug/L	1.1
Bromobenzene	ND	1	ug/L	0.13
Bromochloromethane	ND	1	ug/L	0.29
Bromodichloromethane	ND	1	ug/L	0.15
2-Butanone	ND	5	ug/L	0.57
n-Butylbenzene	ND	1	ug/L	0.12
sec-Butylbenzene	ND	1	ug/L	0.13
tert-Butylbenzene	ND	1	ug/L	0.13
Carbon disulfide	ND	1	ug/L	0.13
Dibromochloromethane	ND	1	ug/L	0.18
1,2-Dibromo-3-chloro-propane	ND	2	ug/L	0.67
2-Chloroethyl vinyl ether	ND	5	ug/L	0.99
2-Chlorotoluene	ND	1	ug/L	0.11
4-Chlorotoluene	ND	1	ug/L	0.18
1,2-Dibromoethane	ND	1	ug/L	0.24
Dibromomethane	ND	1	ug/L	0.28
1,2-Dichlorobenzene	ND	1	ug/L	0.13
1,3-Dichlorobenzene	**0.1909 J**	**1**	**ug/L**	**0.14**
1,4-Dichlorobenzene	ND	1	ug/L	0.13
Dichlorodifluoromethane	ND	1	ug/L	0.31
cis-1,2-Dichloroethene	ND	1	ug/L	0.17
trans-1,2-Dichloroethene	ND	1	ug/L	0.19
1,3-Dichloropropane	ND	1	ug/L	0.16
2,2-Dichloropropane	ND	1	ug/L	0.13
1,1-Dichloropropene	ND	1	ug/L	0.13
Trichlorofluoromethane	ND	1	ug/L	0.21
Hexachlorobutadiene	ND	1	ug/L	0.3
2-Hexanone	ND	5	ug/L	0.41
Isopropylbenzene	ND	1	ug/L	0.13
p-Isopropyltoluene	ND	1	ug/L	0.12
tert-Butyl alcohol	ND	20	ug/L	3.9
4-Methyl-2-pentanone	ND	5	ug/L	0.32
Naphthalene	ND	1	ug/L	0.24
n-Propylbenzene	ND	1	ug/L	0.14
Styrene	ND	1	ug/L	0.11
1,1,1,2-Tetrachloroethane	ND	1	ug/L	0.23
1,2,3-Trichlorobenzene	ND	1	ug/L	0.17
1,2,4-Trichloro-benzene	ND	1	ug/L	0.15

(Continued on next page)

Tetra Tech NUS, Inc

Client Sample ID: MRC-MW08A-072809

GC/MS Volatiles

Lot-Sample #...: A9G290200-002 **Work Order #...:** LG73R1AA **Matrix.....:** WG

PARAMETER	RESULT	REPORTING LIMIT	UNITS	MDL
1,2,3-Trichloropropane	ND	1	ug/L	0.43
1,1,2-Trichloro-1,2,2-trifluoroethane	ND	1	ug/L	0.28
1,2,4-Trimethylbenzene	ND	1	ug/L	0.12
Vinyl acetate	ND	2	ug/L	0.19
o-Xylene	ND	1	ug/L	0.14
Xylenes (total)	ND	2	ug/L	0.28
Methyl tert-butyl ether	ND	5	ug/L	0.17
m-Xylene & p-Xylene	ND	2	ug/L	0.24
1,2,3-Trimethylbenzene	ND	5	ug/L	0.0059
Diisopropyl Ether (DIPE)	ND	5	ug/L	1.5
Ethyl-t-Butyl Ether (ETBE)	ND	5	ug/L	0.11
Tert-amyl methyl ether (TAME)	ND	5	ug/L	0.067
Benzene	ND	1	ug/L	0.13
Bromoform	ND	1	ug/L	0.64
Bromomethane	ND	1	ug/L	0.41
Carbon tetrachloride	ND	1	ug/L	0.13
Chlorobenzene	ND	1	ug/L	0.15
Chloroethane	ND	1	ug/L	0.29
Chloroform	ND	1	ug/L	0.16
Chloromethane	ND	1	ug/L	0.3
1,1-Dichloroethane	ND	1	ug/L	0.15
1,2-Dichloroethane	ND	1	ug/L	0.22
1,1-Dichloroethene	ND	1	ug/L	0.19
1,2-Dichloropropane	ND	1	ug/L	0.18
cis-1,3-Dichloropropene	ND	1	ug/L	0.14
trans-1,3-Dichloropropene	ND	1	ug/L	0.19
Ethylbenzene	ND	1	ug/L	0.17
Methylene chloride	ND	1	ug/L	0.33
1,1,2,2-Tetrachloroethane	ND	1	ug/L	0.18
Tetrachloroethene	ND	1	ug/L	0.29
Toluene	ND	1	ug/L	0.13
1,1,1-Trichloroethane	ND	1	ug/L	0.22
Trichloroethene	ND	1	ug/L	0.17
Vinyl chloride	ND	1	ug/L	0.22

SURROGATE	PERCENT RECOVERY	RECOVERY LIMITS
Dibromofluoromethane	101.2	(73 - 122)
1,2-Dichloroethane-d4	92.22	(61 - 128)
Toluene-d8	88.51	(76 - 110)
4-Bromofluorobenzene	82.45	(74 - 116)

NOTE(S):

J Estimated result. Result is less than RL.

Tetra Tech NUS, Inc

Client Sample ID: MRC-MW12A-073009

GC/MS Volatiles

Lot-Sample #...: A9G310180-003 **Work Order #...:** LHCXD1AM **Matrix.....:** WG
Date Sampled...: 07/30/09 13:57 **Date Received..:** 07/31/09
Prep Date.....: 08/07/09 **Analysis Date..:** 08/07/09
Prep Batch #...: 9222247
Dilution Factor: 58.82 **Method.....:** SW846 8260B

PARAMETER	RESULT	REPORTING LIMIT	UNITS	MDL
Acetone	ND	294.1	ug/L	64.702
Bromobenzene	ND	58.82	ug/L	7.6466
Bromochloromethane	ND	58.82	ug/L	17.0578
Bromodichloromethane	ND	58.82	ug/L	8.823
2-Butanone	ND	294.1	ug/L	33.5274
n-Butylbenzene	ND	58.82	ug/L	7.0584
sec-Butylbenzene	ND	58.82	ug/L	7.6466
tert-Butylbenzene	ND	58.82	ug/L	7.6466
Carbon disulfide	ND	58.82	ug/L	7.6466
Dibromochloromethane	ND	58.82	ug/L	10.5876
1,2-Dibromo-3-chloro-propane	ND	117.64	ug/L	39.4094
2-Chloroethyl vinyl ether	ND	294.1	ug/L	58.2318
2-Chlorotoluene	ND	58.82	ug/L	6.4702
4-Chlorotoluene	ND	58.82	ug/L	10.5876
1,2-Dibromoethane	ND	58.82	ug/L	14.1168
Dibromomethane	ND	58.82	ug/L	16.4696
1,2-Dichlorobenzene	ND	58.82	ug/L	7.6466
1,3-Dichlorobenzene	ND	58.82	ug/L	8.2348
1,4-Dichlorobenzene	ND	58.82	ug/L	7.6466
Dichlorodifluoromethane	ND	58.82	ug/L	18.2342
cis-1,2-Dichloroethene	**161.11**	**58.82**	**ug/L**	**9.9994**
trans-1,2-Dichloroethene	ND	58.82	ug/L	11.1758
1,3-Dichloropropane	ND	58.82	ug/L	9.4112
2,2-Dichloropropane	ND	58.82	ug/L	7.6466
1,1-Dichloropropene	ND	58.82	ug/L	7.6466
Trichlorofluoromethane	ND	58.82	ug/L	12.3522
Hexachlorobutadiene	ND	58.82	ug/L	17.646
2-Hexanone	ND	294.1	ug/L	24.1162
Isopropylbenzene	ND	58.82	ug/L	7.6466
p-Isopropyltoluene	ND	58.82	ug/L	7.0584
tert-Butyl alcohol	ND	1176.4	ug/L	229.398
4-Methyl-2-pentanone	ND	294.1	ug/L	18.8224
Naphthalene	ND	58.82	ug/L	14.1168
n-Propylbenzene	ND	58.82	ug/L	8.2348
Styrene	ND	58.82	ug/L	6.4702
1,1,1,2-Tetrachloroethane	ND	58.82	ug/L	13.5286
1,2,3-Trichlorobenzene	ND	58.82	ug/L	9.9994
1,2,4-Trichloro-benzene	ND	58.82	ug/L	8.823

(Continued on next page)

Tetra Tech NUS, Inc

Client Sample ID: MRC-MW12A-073009

GC/MS Volatiles

Lot-Sample #...: A9G310180-003 **Work Order #...:** LHCXD1AM **Matrix.....:** WG

PARAMETER	RESULT	REPORTING LIMIT	UNITS	MDL
1,2,3-Trichloropropane	ND	58.82	ug/L	25.2926
1,1,2-Trichloro-1,2,2-trifluoroethane	ND	58.82	ug/L	16.4696
1,2,4-Trimethylbenzene	ND	58.82	ug/L	7.0584
Vinyl acetate	ND	117.64	ug/L	11.1758
o-Xylene	ND	58.82	ug/L	8.2348
Xylenes (total)	ND	117.64	ug/L	16.4696
Methyl tert-butyl ether	ND	294.1	ug/L	9.9994
m-Xylene & p-Xylene	ND	117.64	ug/L	14.1168
1,2,3-Trimethylbenzene	ND	294.1	ug/L	0.347038
Diisopropyl Ether (DIPE)	ND	294.1	ug/L	88.23
Ethyl-t-Butyl Ether (ETBE)	ND	294.1	ug/L	6.4702
Tert-amyl methyl ether (TAME)	ND	294.1	ug/L	3.94094
Benzene	ND	58.82	ug/L	7.6466
Bromoform	ND	58.82	ug/L	37.6448
Bromomethane	ND	58.82	ug/L	24.1162
Carbon tetrachloride	ND	58.82	ug/L	7.6466
Chlorobenzene	ND	58.82	ug/L	8.823
Chloroethane	ND	58.82	ug/L	17.0578
Chloroform	ND	58.82	ug/L	9.4112
Chloromethane	ND	58.82	ug/L	17.646
1,1-Dichloroethane	**14.378 J**	**58.82**	**ug/L**	**8.823**
1,2-Dichloroethane	ND	58.82	ug/L	12.9404
1,1-Dichloroethene	**193.87**	**58.82**	**ug/L**	**11.1758**
1,2-Dichloropropane	ND	58.82	ug/L	10.5876
cis-1,3-Dichloropropene	ND	58.82	ug/L	8.2348
trans-1,3-Dichloropropene	ND	58.82	ug/L	11.1758
Ethylbenzene	ND	58.82	ug/L	9.9994
Methylene chloride	ND	58.82	ug/L	19.4106
1,1,2,2-Tetrachloroethane	ND	58.82	ug/L	10.5876
Tetrachloroethene	ND	58.82	ug/L	17.0578
Toluene	ND	58.82	ug/L	7.6466
1,1,1-Trichloroethane	ND	58.82	ug/L	12.9404
Trichloroethene	**1244.9**	**58.82**	**ug/L**	**9.9994**
Vinyl chloride	ND	58.82	ug/L	12.9404

SURROGATE	PERCENT RECOVERY	RECOVERY LIMITS
Dibromofluoromethane	87.74	(73 - 122)
1,2-Dichloroethane-d4	80.26	(61 - 128)
Toluene-d8	88.63	(76 - 110)
4-Bromofluorobenzene	81.12	(74 - 116)

NOTE(S):

J Estimated result. Result is less than RL.

Tetra Tech NUS, Inc

Client Sample ID: MRC-MW12B-073009

GC/MS Volatiles

Lot-Sample #...: A9G310180-002 **Work Order #...:** LHCVA1AA **Matrix.....:** WG
Date Sampled...: 07/30/09 10:44 **Date Received..:** 07/31/09
Prep Date.....: 08/07/09 **Analysis Date..:** 08/07/09
Prep Batch #...: 9222247
Dilution Factor: 20 **Method.....:** SW846 8260B

PARAMETER	RESULT	REPORTING LIMIT	UNITS	MDL
Acetone	ND	100	ug/L	22
Bromobenzene	ND	20	ug/L	2.6
Bromochloromethane	ND	20	ug/L	5.8
Bromodichloromethane	ND	20	ug/L	3
2-Butanone	ND	100	ug/L	11.4
n-Butylbenzene	ND	20	ug/L	2.4
sec-Butylbenzene	ND	20	ug/L	2.6
tert-Butylbenzene	ND	20	ug/L	2.6
Carbon disulfide	ND	20	ug/L	2.6
Dibromochloromethane	ND	20	ug/L	3.6
1,2-Dibromo-3-chloro-propane	ND	40	ug/L	13.4
2-Chloroethyl vinyl ether	ND	100	ug/L	19.8
2-Chlorotoluene	ND	20	ug/L	2.2
4-Chlorotoluene	ND	20	ug/L	3.6
1,2-Dibromoethane	ND	20	ug/L	4.8
Dibromomethane	ND	20	ug/L	5.6
1,2-Dichlorobenzene	ND	20	ug/L	2.6
1,3-Dichlorobenzene	ND	20	ug/L	2.8
1,4-Dichlorobenzene	ND	20	ug/L	2.6
Dichlorodifluoromethane	ND	20	ug/L	6.2
cis-1,2-Dichloroethene	**32.826**	**20**	**ug/L**	**3.4**
trans-1,2-Dichloroethene	ND	20	ug/L	3.8
1,3-Dichloropropane	ND	20	ug/L	3.2
2,2-Dichloropropane	ND	20	ug/L	2.6
1,1-Dichloropropene	ND	20	ug/L	2.6
Trichlorofluoromethane	ND	20	ug/L	4.2
Hexachlorobutadiene	ND	20	ug/L	6
2-Hexanone	ND	100	ug/L	8.2
Isopropylbenzene	ND	20	ug/L	2.6
p-Isopropyltoluene	ND	20	ug/L	2.4
tert-Butyl alcohol	ND	400	ug/L	78
4-Methyl-2-pentanone	ND	100	ug/L	6.4
Naphthalene	ND	20	ug/L	4.8
n-Propylbenzene	ND	20	ug/L	2.8
Styrene	ND	20	ug/L	2.2
1,1,1,2-Tetrachloroethane	ND	20	ug/L	4.6
1,2,3-Trichlorobenzene	ND	20	ug/L	3.4
1,2,4-Trichloro-benzene	ND	20	ug/L	3

(Continued on next page)

Tetra Tech NUS, Inc

Client Sample ID: MRC-MW12B-073009

GC/MS Volatiles

Lot-Sample #...: A9G310180-002 **Work Order #...:** LHCVA1AA **Matrix.....:** WG

PARAMETER	RESULT	REPORTING LIMIT	UNITS	MDL
1,2,3-Trichloropropane	ND	20	ug/L	8.6
1,1,2-Trichloro-1,2,2-trifluoroethane	ND	20	ug/L	5.6
1,2,4-Trimethylbenzene	ND	20	ug/L	2.4
Vinyl acetate	ND	40	ug/L	3.8
o-Xylene	ND	20	ug/L	2.8
Xylenes (total)	ND	40	ug/L	5.6
Methyl tert-butyl ether	ND	100	ug/L	3.4
m-Xylene & p-Xylene	ND	40	ug/L	4.8
1,2,3-Trimethylbenzene	ND	100	ug/L	0.118
Diisopropyl Ether (DIPE)	ND	100	ug/L	30
Ethyl-t-Butyl Ether (ETBE)	ND	100	ug/L	2.2
Tert-amyl methyl ether (TAME)	ND	100	ug/L	1.34
Benzene	ND	20	ug/L	2.6
Bromoform	ND	20	ug/L	12.8
Bromomethane	ND	20	ug/L	8.2
Carbon tetrachloride	ND	20	ug/L	2.6
Chlorobenzene	ND	20	ug/L	3
Chloroethane	ND	20	ug/L	5.8
Chloroform	ND	20	ug/L	3.2
Chloromethane	ND	20	ug/L	6
1,1-Dichloroethane	**4.713 J**	**20**	**ug/L**	**3**
1,2-Dichloroethane	ND	20	ug/L	4.4
1,1-Dichloroethene	**30.984**	**20**	**ug/L**	**3.8**
1,2-Dichloropropane	ND	20	ug/L	3.6
cis-1,3-Dichloropropene	ND	20	ug/L	2.8
trans-1,3-Dichloropropene	ND	20	ug/L	3.8
Ethylbenzene	ND	20	ug/L	3.4
Methylene chloride	ND	20	ug/L	6.6
1,1,2,2-Tetrachloroethane	ND	20	ug/L	3.6
Tetrachloroethene	ND	20	ug/L	5.8
Toluene	ND	20	ug/L	2.6
1,1,1-Trichloroethane	ND	20	ug/L	4.4
Trichloroethene	**309.75**	**20**	**ug/L**	**3.4**
Vinyl chloride	ND	20	ug/L	4.4

SURROGATE	PERCENT RECOVERY	RECOVERY LIMITS
Dibromofluoromethane	89.63	(73 - 122)
1,2-Dichloroethane-d4	84.25	(61 - 128)
Toluene-d8	84.1	(76 - 110)
4-Bromofluorobenzene	77.81	(74 - 116)

NOTE(S):

J Estimated result. Result is less than RL.

Tetra Tech NUS, Inc

Client Sample ID: MRC-MW14A-073009

GC/MS Volatiles

Lot-Sample #...: A9G310180-004 **Work Order #...:** LHCXE1AM **Matrix.....:** WG
Date Sampled...: 07/30/09 15:20 **Date Received..:** 07/31/09
Prep Date.....: 08/07/09 **Analysis Date..:** 08/07/09
Prep Batch #...: 9222247
Dilution Factor: 1 **Method.....:** SW846 8260B

PARAMETER	RESULT	REPORTING LIMIT	UNITS	MDL
Acetone	**2.029 J**	**5**	**ug/L**	**1.1**
Bromobenzene	ND	1	ug/L	0.13
Bromochloromethane	ND	1	ug/L	0.29
Bromodichloromethane	ND	1	ug/L	0.15
2-Butanone	ND	5	ug/L	0.57
n-Butylbenzene	ND	1	ug/L	0.12
sec-Butylbenzene	ND	1	ug/L	0.13
tert-Butylbenzene	ND	1	ug/L	0.13
Carbon disulfide	ND	1	ug/L	0.13
Dibromochloromethane	ND	1	ug/L	0.18
1,2-Dibromo-3-chloro-propane	ND	2	ug/L	0.67
2-Chloroethyl vinyl ether	ND	5	ug/L	0.99
2-Chlorotoluene	ND	1	ug/L	0.11
4-Chlorotoluene	ND	1	ug/L	0.18
1,2-Dibromoethane	ND	1	ug/L	0.24
Dibromomethane	ND	1	ug/L	0.28
1,2-Dichlorobenzene	ND	1	ug/L	0.13
1,3-Dichlorobenzene	ND	1	ug/L	0.14
1,4-Dichlorobenzene	ND	1	ug/L	0.13
Dichlorodifluoromethane	ND	1	ug/L	0.31
cis-1,2-Dichloroethene	**12.328**	**1**	**ug/L**	**0.17**
trans-1,2-Dichloroethene	**2.36**	**1**	**ug/L**	**0.19**
1,3-Dichloropropane	ND	1	ug/L	0.16
2,2-Dichloropropane	ND	1	ug/L	0.13
1,1-Dichloropropene	ND	1	ug/L	0.13
Trichlorofluoromethane	ND	1	ug/L	0.21
Hexachlorobutadiene	ND	1	ug/L	0.3
2-Hexanone	ND	5	ug/L	0.41
Isopropylbenzene	ND	1	ug/L	0.13
p-Isopropyltoluene	ND	1	ug/L	0.12
tert-Butyl alcohol	ND	20	ug/L	3.9
4-Methyl-2-pentanone	ND	5	ug/L	0.32
Naphthalene	ND	1	ug/L	0.24
n-Propylbenzene	ND	1	ug/L	0.14
Styrene	ND	1	ug/L	0.11
1,1,1,2-Tetrachloroethane	ND	1	ug/L	0.23
1,2,3-Trichlorobenzene	ND	1	ug/L	0.17
1,2,4-Trichloro-benzene	ND	1	ug/L	0.15

(Continued on next page)

Tetra Tech NUS, Inc

Client Sample ID: MRC-MW14A-073009

GC/MS Volatiles

Lot-Sample #...: A9G310180-004 **Work Order #...:** LHCXE1AM **Matrix.....:** WG

PARAMETER	RESULT	REPORTING LIMIT	UNITS	MDL
1,2,3-Trichloropropane	ND	1	ug/L	0.43
1,1,2-Trichloro-1,2,2-trifluoroethane	ND	1	ug/L	0.28
1,2,4-Trimethylbenzene	ND	1	ug/L	0.12
Vinyl acetate	ND	2	ug/L	0.19
o-Xylene	ND	1	ug/L	0.14
Xylenes (total)	ND	2	ug/L	0.28
Methyl tert-butyl ether	ND	5	ug/L	0.17
m-Xylene & p-Xylene	ND	2	ug/L	0.24
1,2,3-Trimethylbenzene	ND	5	ug/L	0.0059
Diisopropyl Ether (DIPE)	ND	5	ug/L	1.5
Ethyl-t-Butyl Ether (ETBE)	ND	5	ug/L	0.11
Tert-amyl methyl ether (TAME)	ND	5	ug/L	0.067
Benzene	ND	1	ug/L	0.13
Bromoform	ND	1	ug/L	0.64
Bromomethane	ND	1	ug/L	0.41
Carbon tetrachloride	ND	1	ug/L	0.13
Chlorobenzene	ND	1	ug/L	0.15
Chloroethane	ND	1	ug/L	0.29
Chloroform	ND	1	ug/L	0.16
Chloromethane	ND	1	ug/L	0.3
1,1-Dichloroethane	**2.043**	**1**	**ug/L**	**0.15**
1,2-Dichloroethane	ND	1	ug/L	0.22
1,1-Dichloroethene	**2.079**	**1**	**ug/L**	**0.19**
1,2-Dichloropropane	ND	1	ug/L	0.18
cis-1,3-Dichloropropene	ND	1	ug/L	0.14
trans-1,3-Dichloropropene	ND	1	ug/L	0.19
Ethylbenzene	ND	1	ug/L	0.17
Methylene chloride	ND	1	ug/L	0.33
1,1,2,2-Tetrachloroethane	ND	1	ug/L	0.18
Tetrachloroethene	ND	1	ug/L	0.29
Toluene	ND	1	ug/L	0.13
1,1,1-Trichloroethane	ND	1	ug/L	0.22
Trichloroethene	**8.191**	**1**	**ug/L**	**0.17**
Vinyl chloride	**0.5043 J**	**1**	**ug/L**	**0.22**

SURROGATE	PERCENT RECOVERY	RECOVERY LIMITS
Dibromofluoromethane	89.64	(73 - 122)
1,2-Dichloroethane-d4	85.17	(61 - 128)
Toluene-d8	92.2	(76 - 110)
4-Bromofluorobenzene	81.91	(74 - 116)

NOTE(S):

J Estimated result. Result is less than RL.

Tetra Tech NUS, Inc

Client Sample ID: MRC-MW17A-073109

GC/MS Volatiles

Lot-Sample #...: A9H010115-002 **Work Order #...:** LHEFC1AA **Matrix.....:** WG
Date Sampled...: 07/31/09 09:22 **Date Received..:** 08/01/09
Prep Date.....: 08/07/09 **Analysis Date..:** 08/07/09
Prep Batch #...: 9222247
Dilution Factor: 10 **Method.....:** SW846 8260B

PARAMETER	RESULT	REPORTING LIMIT	UNITS	MDL
Acetone	**20.806 J**	**50**	**ug/L**	**11**
Bromobenzene	ND	10	ug/L	1.3
Bromochloromethane	ND	10	ug/L	2.9
Bromodichloromethane	ND	10	ug/L	1.5
2-Butanone	ND	50	ug/L	5.7
n-Butylbenzene	ND	10	ug/L	1.2
sec-Butylbenzene	ND	10	ug/L	1.3
tert-Butylbenzene	ND	10	ug/L	1.3
Carbon disulfide	ND	10	ug/L	1.3
Dibromochloromethane	ND	10	ug/L	1.8
1,2-Dibromo-3-chloro-propane	ND	20	ug/L	6.7
2-Chloroethyl vinyl ether	ND	50	ug/L	9.9
2-Chlorotoluene	ND	10	ug/L	1.1
4-Chlorotoluene	ND	10	ug/L	1.8
1,2-Dibromoethane	ND	10	ug/L	2.4
Dibromomethane	ND	10	ug/L	2.8
1,2-Dichlorobenzene	ND	10	ug/L	1.3
1,3-Dichlorobenzene	ND	10	ug/L	1.4
1,4-Dichlorobenzene	ND	10	ug/L	1.3
Dichlorodifluoromethane	ND	10	ug/L	3.1
cis-1,2-Dichloroethene	**3.295 J**	**10**	**ug/L**	**1.7**
trans-1,2-Dichloroethene	ND	10	ug/L	1.9
1,3-Dichloropropane	ND	10	ug/L	1.6
2,2-Dichloropropane	ND	10	ug/L	1.3
1,1-Dichloropropene	ND	10	ug/L	1.3
Trichlorofluoromethane	ND	10	ug/L	2.1
Hexachlorobutadiene	ND	10	ug/L	3
2-Hexanone	ND	50	ug/L	4.1
Isopropylbenzene	**2.894 J**	**10**	**ug/L**	**1.3**
p-Isopropyltoluene	ND	10	ug/L	1.2
tert-Butyl alcohol	ND	200	ug/L	39
4-Methyl-2-pentanone	ND	50	ug/L	3.2
Naphthalene	ND	10	ug/L	2.4
n-Propylbenzene	**5.359 J**	**10**	**ug/L**	**1.4**
Styrene	ND	10	ug/L	1.1
1,1,1,2-Tetrachloroethane	ND	10	ug/L	2.3
1,2,3-Trichlorobenzene	ND	10	ug/L	1.7
1,2,4-Trichloro-benzene	ND	10	ug/L	1.5

(Continued on next page)

Tetra Tech NUS, Inc

Client Sample ID: MRC-MW17A-073109

GC/MS Volatiles

Lot-Sample #...: A9H010115-002 **Work Order #...:** LHEFC1AA **Matrix.....:** WG

PARAMETER	RESULT	REPORTING LIMIT	UNITS	MDL
1,2,3-Trichloropropane	ND	10	ug/L	4.3
1,1,2-Trichloro-1,2,2-trifluoroethane	ND	10	ug/L	2.8
1,2,4-Trimethylbenzene	**4.006 J**	**10**	**ug/L**	**1.2**
Vinyl acetate	ND	20	ug/L	1.9
o-Xylene	**2.949 J**	**10**	**ug/L**	**1.4**
Xylenes (total)	**28.157**	**20**	**ug/L**	**2.8**
Methyl tert-butyl ether	ND	50	ug/L	1.7
m-Xylene & p-Xylene	**25.208**	**20**	**ug/L**	**2.4**
1,2,3-Trimethylbenzene	**2.304 J**	**50**	**ug/L**	**0.059**
Diisopropyl Ether (DIPE)	ND	50	ug/L	15
Ethyl-t-Butyl Ether (ETBE)	ND	50	ug/L	1.1
Tert-amyl methyl ether (TAME)	ND	50	ug/L	0.67
Benzene	**186.76**	**10**	**ug/L**	**1.3**
Bromoform	ND	10	ug/L	6.4
Bromomethane	ND	10	ug/L	4.1
Carbon tetrachloride	ND	10	ug/L	1.3
Chlorobenzene	ND	10	ug/L	1.5
Chloroethane	ND	10	ug/L	2.9
Chloroform	ND	10	ug/L	1.6
Chloromethane	ND	10	ug/L	3
1,1-Dichloroethane	ND	10	ug/L	1.5
1,2-Dichloroethane	ND	10	ug/L	2.2
1,1-Dichloroethene	ND	10	ug/L	1.9
1,2-Dichloropropane	ND	10	ug/L	1.8
cis-1,3-Dichloropropene	ND	10	ug/L	1.4
trans-1,3-Dichloropropene	ND	10	ug/L	1.9
Ethylbenzene	**43.121**	**10**	**ug/L**	**1.7**
Methylene chloride	**6.92 J**	**10**	**ug/L**	**3.3**
1,1,2,2-Tetrachloroethane	ND	10	ug/L	1.8
Tetrachloroethene	ND	10	ug/L	2.9
Toluene	**23.95**	**10**	**ug/L**	**1.3**
1,1,1-Trichloroethane	ND	10	ug/L	2.2
Trichloroethene	**17.114**	**10**	**ug/L**	**1.7**
Vinyl chloride	ND	10	ug/L	2.2

SURROGATE	PERCENT RECOVERY	RECOVERY LIMITS
Dibromofluoromethane	86.51	(73 - 122)
1,2-Dichloroethane-d4	84.62	(61 - 128)
Toluene-d8	89.92	(76 - 110)
4-Bromofluorobenzene	84.45	(74 - 116)

NOTE(S):

J Estimated result. Result is less than RL.

Tetra Tech NUS, Inc

Client Sample ID: MRC-MW19A-072909

GC/MS Volatiles

Lot-Sample #...: A9G300230-003 **Work Order #...:** LG95J1AM **Matrix.....:** WG
Date Sampled...: 07/29/09 12:58 **Date Received..:** 07/30/09
Prep Date.....: 08/05/09 **Analysis Date..:** 08/05/09
Prep Batch #...: 9218267
Dilution Factor: 1 **Method.....:** SW846 8260B

PARAMETER	RESULT	REPORTING LIMIT	UNITS	MDL
Acetone	ND	5	ug/L	1.1
Bromobenzene	ND	1	ug/L	0.13
Bromochloromethane	ND	1	ug/L	0.29
Bromodichloromethane	ND	1	ug/L	0.15
2-Butanone	ND	5	ug/L	0.57
n-Butylbenzene	ND	1	ug/L	0.12
sec-Butylbenzene	ND	1	ug/L	0.13
tert-Butylbenzene	ND	1	ug/L	0.13
Carbon disulfide	ND	1	ug/L	0.13
Dibromochloromethane	ND	1	ug/L	0.18
1,2-Dibromo-3-chloro-propane	ND	2	ug/L	0.67
2-Chloroethyl vinyl ether	ND	5	ug/L	0.99
2-Chlorotoluene	ND	1	ug/L	0.11
4-Chlorotoluene	ND	1	ug/L	0.18
1,2-Dibromoethane	ND	1	ug/L	0.24
Dibromomethane	ND	1	ug/L	0.28
1,2-Dichlorobenzene	ND	1	ug/L	0.13
1,3-Dichlorobenzene	ND	1	ug/L	0.14
1,4-Dichlorobenzene	ND	1	ug/L	0.13
Dichlorodifluoromethane	ND	1	ug/L	0.31
cis-1,2-Dichloroethene	ND	1	ug/L	0.17
trans-1,2-Dichloroethene	ND	1	ug/L	0.19
1,3-Dichloropropane	ND	1	ug/L	0.16
2,2-Dichloropropane	ND	1	ug/L	0.13
1,1-Dichloropropene	ND	1	ug/L	0.13
Trichlorofluoromethane	**1.36**	**1**	**ug/L**	**0.21**
Hexachlorobutadiene	ND	1	ug/L	0.3
2-Hexanone	ND	5	ug/L	0.41
Isopropylbenzene	ND	1	ug/L	0.13
p-Isopropyltoluene	ND	1	ug/L	0.12
tert-Butyl alcohol	ND	20	ug/L	3.9
4-Methyl-2-pentanone	ND	5	ug/L	0.32
Naphthalene	ND	1	ug/L	0.24
n-Propylbenzene	ND	1	ug/L	0.14
Styrene	ND	1	ug/L	0.11
1,1,1,2-Tetrachloroethane	ND	1	ug/L	0.23
1,2,3-Trichlorobenzene	ND	1	ug/L	0.17
1,2,4-Trichloro-benzene	ND	1	ug/L	0.15

(Continued on next page)

Tetra Tech NUS, Inc

Client Sample ID: MRC-MW19A-072909

GC/MS Volatiles

Lot-Sample #...: A9G300230-003 **Work Order #...:** LG95J1AM **Matrix.....:** WG

PARAMETER	RESULT	REPORTING LIMIT	UNITS	MDL
1,2,3-Trichloropropane	ND	1	ug/L	0.43
1,1,2-Trichloro-1,2,2-trifluoroethane	ND	1	ug/L	0.28
1,2,4-Trimethylbenzene	ND	1	ug/L	0.12
Vinyl acetate	ND	2	ug/L	0.19
o-Xylene	ND	1	ug/L	0.14
Xylenes (total)	ND	2	ug/L	0.28
Methyl tert-butyl ether	ND	5	ug/L	0.17
m-Xylene & p-Xylene	ND	2	ug/L	0.24
1,2,3-Trimethylbenzene	ND	5	ug/L	0.0059
Diisopropyl Ether (DIPE)	ND	5	ug/L	1.5
Ethyl-t-Butyl Ether (ETBE)	ND	5	ug/L	0.11
Tert-amyl methyl ether (TAME)	ND	5	ug/L	0.067
Benzene	ND	1	ug/L	0.13
Bromoform	ND	1	ug/L	0.64
Bromomethane	ND	1	ug/L	0.41
Carbon tetrachloride	ND	1	ug/L	0.13
Chlorobenzene	ND	1	ug/L	0.15
Chloroethane	ND	1	ug/L	0.29
Chloroform	**1.067**	**1**	**ug/L**	**0.16**
Chloromethane	ND	1	ug/L	0.3
1,1-Dichloroethane	**2.194**	**1**	**ug/L**	**0.15**
1,2-Dichloroethane	ND	1	ug/L	0.22
1,1-Dichloroethene	ND	1	ug/L	0.19
1,2-Dichloropropane	ND	1	ug/L	0.18
cis-1,3-Dichloropropene	ND	1	ug/L	0.14
trans-1,3-Dichloropropene	ND	1	ug/L	0.19
Ethylbenzene	ND	1	ug/L	0.17
Methylene chloride	ND	1	ug/L	0.33
1,1,2,2-Tetrachloroethane	ND	1	ug/L	0.18
Tetrachloroethene	ND	1	ug/L	0.29
Toluene	ND	1	ug/L	0.13
1,1,1-Trichloroethane	ND	1	ug/L	0.22
Trichloroethene	ND	1	ug/L	0.17
Vinyl chloride	ND	1	ug/L	0.22

SURROGATE	PERCENT RECOVERY	RECOVERY LIMITS
Dibromofluoromethane	94.14	(73 - 122)
1,2-Dichloroethane-d4	90.94	(61 - 128)
Toluene-d8	89.58	(76 - 110)
4-Bromofluorobenzene	80.1	(74 - 116)

Tetra Tech NUS, Inc

Client Sample ID: MRC-MW23A-073109

GC/MS Volatiles

Lot-Sample #...: A9H010115-004 **Work Order #...:** LHEFF1AA **Matrix.....:** WG
Date Sampled...: 07/31/09 13:54 **Date Received..:** 08/01/09
Prep Date.....: 08/07/09 **Analysis Date..:** 08/07/09
Prep Batch #...: 9222247
Dilution Factor: 4 **Method.....:** SW846 8260B

PARAMETER	RESULT	REPORTING LIMIT	UNITS	MDL
Acetone	**13.616 J**	**20**	**ug/L**	**4.4**
Bromobenzene	ND	4	ug/L	0.52
Bromochloromethane	ND	4	ug/L	1.16
Bromodichloromethane	ND	4	ug/L	0.6
2-Butanone	ND	20	ug/L	2.28
n-Butylbenzene	ND	4	ug/L	0.48
sec-Butylbenzene	ND	4	ug/L	0.52
tert-Butylbenzene	ND	4	ug/L	0.52
Carbon disulfide	ND	4	ug/L	0.52
Dibromochloromethane	ND	4	ug/L	0.72
1,2-Dibromo-3-chloro-propane	ND	8	ug/L	2.68
2-Chloroethyl vinyl ether	ND	20	ug/L	3.96
2-Chlorotoluene	ND	4	ug/L	0.44
4-Chlorotoluene	ND	4	ug/L	0.72
1,2-Dibromoethane	ND	4	ug/L	0.96
Dibromomethane	ND	4	ug/L	1.12
1,2-Dichlorobenzene	ND	4	ug/L	0.52
1,3-Dichlorobenzene	ND	4	ug/L	0.56
1,4-Dichlorobenzene	ND	4	ug/L	0.52
Dichlorodifluoromethane	ND	4	ug/L	1.24
cis-1,2-Dichloroethene	ND	4	ug/L	0.68
trans-1,2-Dichloroethene	ND	4	ug/L	0.76
1,3-Dichloropropane	ND	4	ug/L	0.64
2,2-Dichloropropane	ND	4	ug/L	0.52
1,1-Dichloropropene	ND	4	ug/L	0.52
Trichlorofluoromethane	ND	4	ug/L	0.84
Hexachlorobutadiene	ND	4	ug/L	1.2
2-Hexanone	ND	20	ug/L	1.64
Isopropylbenzene	ND	4	ug/L	0.52
p-Isopropyltoluene	ND	4	ug/L	0.48
tert-Butyl alcohol	ND	80	ug/L	15.6
4-Methyl-2-pentanone	ND	20	ug/L	1.28
Naphthalene	ND	4	ug/L	0.96
n-Propylbenzene	ND	4	ug/L	0.56
Styrene	ND	4	ug/L	0.44
1,1,1,2-Tetrachloroethane	ND	4	ug/L	0.92
1,2,3-Trichlorobenzene	ND	4	ug/L	0.68
1,2,4-Trichloro-benzene	ND	4	ug/L	0.6

(Continued on next page)

Tetra Tech NUS, Inc

Client Sample ID: MRC-MW23A-073109

GC/MS Volatiles

Lot-Sample #...: A9H010115-004 **Work Order #...:** LHEFF1AA **Matrix.....:** WG

PARAMETER	RESULT	REPORTING LIMIT	UNITS	MDL
1,2,3-Trichloropropane	ND	4	ug/L	1.72
1,1,2-Trichloro-1,2,2-trifluoroethane	ND	4	ug/L	1.12
1,2,4-Trimethylbenzene	ND	4	ug/L	0.48
Vinyl acetate	ND	8	ug/L	0.76
o-Xylene	ND	4	ug/L	0.56
Xylenes (total)	**2.289 J**	**8**	**ug/L**	**1.12**
Methyl tert-butyl ether	**7.264 J**	**20**	**ug/L**	**0.68**
m-Xylene & p-Xylene	**2.289 J**	**8**	**ug/L**	**0.96**
1,2,3-Trimethylbenzene	**0.7862 J**	**20**	**ug/L**	**0.0236**
Diisopropyl Ether (DIPE)	ND	20	ug/L	6
Ethyl-t-Butyl Ether (ETBE)	ND	20	ug/L	0.44
Tert-amyl methyl ether (TAME)	ND	20	ug/L	0.268
Benzene	**69.295**	**4**	**ug/L**	**0.52**
Bromoform	ND	4	ug/L	2.56
Bromomethane	ND	4	ug/L	1.64
Carbon tetrachloride	ND	4	ug/L	0.52
Chlorobenzene	ND	4	ug/L	0.6
Chloroethane	ND	4	ug/L	1.16
Chloroform	ND	4	ug/L	0.64
Chloromethane	ND	4	ug/L	1.2
1,1-Dichloroethane	**1.42 J**	**4**	**ug/L**	**0.6**
1,2-Dichloroethane	ND	4	ug/L	0.88
1,1-Dichloroethene	ND	4	ug/L	0.76
1,2-Dichloropropane	ND	4	ug/L	0.72
cis-1,3-Dichloropropene	ND	4	ug/L	0.56
trans-1,3-Dichloropropene	ND	4	ug/L	0.76
Ethylbenzene	**1.637 J**	**4**	**ug/L**	**0.68**
Methylene chloride	ND	4	ug/L	1.32
1,1,2,2-Tetrachloroethane	ND	4	ug/L	0.72
Tetrachloroethene	ND	4	ug/L	1.16
Toluene	**1.678 J**	**4**	**ug/L**	**0.52**
1,1,1-Trichloroethane	ND	4	ug/L	0.88
Trichloroethene	ND	4	ug/L	0.68
Vinyl chloride	ND	4	ug/L	0.88

SURROGATE	PERCENT RECOVERY	RECOVERY LIMITS
Dibromofluoromethane	90.34	(73 - 122)
1,2-Dichloroethane-d4	87.02	(61 - 128)
Toluene-d8	88.63	(76 - 110)
4-Bromofluorobenzene	84.07	(74 - 116)

NOTE(S):

J Estimated result. Result is less than RL.

Tetra Tech NUS, Inc

Client Sample ID: MRC-MW53A-072809

GC/MS Volatiles

Lot-Sample #...: A9G290200-004 **Work Order #...:** LG7331AM **Matrix.....:** WG
Date Sampled...: 07/28/09 14:52 **Date Received..:** 07/29/09
Prep Date.....: 08/03/09 **Analysis Date..:** 08/03/09
Prep Batch #...: 9216300
Dilution Factor: 8 **Method.....:** SW846 8260B

PARAMETER	RESULT	REPORTING LIMIT	UNITS	MDL
Acetone	ND	40	ug/L	8.8
Bromobenzene	ND	8	ug/L	1.04
Bromochloromethane	ND	8	ug/L	2.32
Bromodichloromethane	ND	8	ug/L	1.2
2-Butanone	ND	40	ug/L	4.56
n-Butylbenzene	ND	8	ug/L	0.96
sec-Butylbenzene	ND	8	ug/L	1.04
tert-Butylbenzene	ND	8	ug/L	1.04
Carbon disulfide	ND	8	ug/L	1.04
Dibromochloromethane	ND	8	ug/L	1.44
1,2-Dibromo-3-chloro-propane	ND	16	ug/L	5.36
2-Chloroethyl vinyl ether	ND	40	ug/L	7.92
2-Chlorotoluene	ND	8	ug/L	0.88
4-Chlorotoluene	ND	8	ug/L	1.44
1,2-Dibromoethane	ND	8	ug/L	1.92
Dibromomethane	ND	8	ug/L	2.24
1,2-Dichlorobenzene	ND	8	ug/L	1.04
1,3-Dichlorobenzene	ND	8	ug/L	1.12
1,4-Dichlorobenzene	ND	8	ug/L	1.04
Dichlorodifluoromethane	ND	8	ug/L	2.48
cis-1,2-Dichloroethene	**6.498 J**	**8**	**ug/L**	**1.36**
trans-1,2-Dichloroethene	ND	8	ug/L	1.52
1,3-Dichloropropane	ND	8	ug/L	1.28
2,2-Dichloropropane	ND	8	ug/L	1.04
1,1-Dichloropropene	ND	8	ug/L	1.04
Trichlorofluoromethane	ND	8	ug/L	1.68
Hexachlorobutadiene	ND	8	ug/L	2.4
2-Hexanone	ND	40	ug/L	3.28
Isopropylbenzene	ND	8	ug/L	1.04
p-Isopropyltoluene	ND	8	ug/L	0.96
tert-Butyl alcohol	ND	160	ug/L	31.2
4-Methyl-2-pentanone	ND	40	ug/L	2.56
Naphthalene	ND	8	ug/L	1.92
n-Propylbenzene	ND	8	ug/L	1.12
Styrene	ND	8	ug/L	0.88
1,1,1,2-Tetrachloroethane	ND	8	ug/L	1.84
1,2,3-Trichlorobenzene	ND	8	ug/L	1.36
1,2,4-Trichloro-benzene	ND	8	ug/L	1.2

(Continued on next page)

Tetra Tech NUS, Inc

Client Sample ID: MRC-MW53A-072809

GC/MS Volatiles

Lot-Sample #...: A9G290200-004 **Work Order #...:** LG7331AM **Matrix.....:** WG

PARAMETER	RESULT	REPORTING LIMIT	UNITS	MDL
1,2,3-Trichloropropane	ND	8	ug/L	3.44
1,1,2-Trichloro-1,2,2-trifluoroethane	ND	8	ug/L	2.24
1,2,4-Trimethylbenzene	ND	8	ug/L	0.96
Vinyl acetate	ND	16	ug/L	1.52
o-Xylene	ND	8	ug/L	1.12
Xylenes (total)	ND	16	ug/L	2.24
Methyl tert-butyl ether	ND	40	ug/L	1.36
m-Xylene & p-Xylene	ND	16	ug/L	1.92
1,2,3-Trimethylbenzene	ND	40	ug/L	0.0472
Diisopropyl Ether (DIPE)	ND	40	ug/L	12
Ethyl-t-Butyl Ether (ETBE)	ND	40	ug/L	0.88
Tert-amyl methyl ether (TAME)	ND	40	ug/L	0.536
Benzene	**1.984 J**	**8**	**ug/L**	**1.04**
Bromoform	ND	8	ug/L	5.12
Bromomethane	ND	8	ug/L	3.28
Carbon tetrachloride	**1.669 J**	**8**	**ug/L**	**1.04**
Chlorobenzene	ND	8	ug/L	1.2
Chloroethane	ND	8	ug/L	2.32
Chloroform	**2.323 J**	**8**	**ug/L**	**1.28**
Chloromethane	ND	8	ug/L	2.4
1,1-Dichloroethane	ND	8	ug/L	1.2
1,2-Dichloroethane	ND	8	ug/L	1.76
1,1-Dichloroethene	**11.317**	**8**	**ug/L**	**1.52**
1,2-Dichloropropane	ND	8	ug/L	1.44
cis-1,3-Dichloropropene	ND	8	ug/L	1.12
trans-1,3-Dichloropropene	ND	8	ug/L	1.52
Ethylbenzene	ND	8	ug/L	1.36
Methylene chloride	ND	8	ug/L	2.64
1,1,2,2-Tetrachloroethane	ND	8	ug/L	1.44
Tetrachloroethene	ND	8	ug/L	2.32
Toluene	ND	8	ug/L	1.04
1,1,1-Trichloroethane	ND	8	ug/L	1.76
Trichloroethene	**290.74**	**8**	**ug/L**	**1.36**
Vinyl chloride	ND	8	ug/L	1.76

SURROGATE	PERCENT RECOVERY	RECOVERY LIMITS
Dibromofluoromethane	95.30	(73 - 122)
1,2-Dichloroethane-d4	93.37	(61 - 128)
Toluene-d8	88.58	(76 - 110)
4-Bromofluorobenzene	82.01	(74 - 116)

NOTE(S):

J Estimated result. Result is less than RL.

Tetra Tech NUS, Inc

Client Sample ID: TB-072809

GC/MS Volatiles

Lot-Sample #...: A9G290200-001 **Work Order #...:** LG73K1AA **Matrix.....:** WQ
Date Sampled...: 07/28/09 08:00 **Date Received..:** 07/29/09
Prep Date.....: 08/03/09 **Analysis Date..:** 08/03/09
Prep Batch #...: 9216300
Dilution Factor: 1 **Method.....:** SW846 8260B

PARAMETER	RESULT	REPORTING LIMIT	UNITS	MDL
4-Chlorotoluene	ND	1	ug/L	0.18
1,2-Dibromoethane	ND	1	ug/L	0.24
Dibromomethane	ND	1	ug/L	0.28
1,2-Dichlorobenzene	ND	1	ug/L	0.13
1,3-Dichlorobenzene	ND	1	ug/L	0.14
1,4-Dichlorobenzene	ND	1	ug/L	0.13
Dichlorodifluoromethane	ND	1	ug/L	0.31
cis-1,2-Dichloroethene	ND	1	ug/L	0.17
1,2,3-Trichloropropane	ND	1	ug/L	0.43
1,1,2-Trichloro-1,2,2-trifluoroethane	ND	1	ug/L	0.28
1,2,4-Trimethylbenzene	ND	1	ug/L	0.12
Vinyl acetate	ND	2	ug/L	0.19
o-Xylene	ND	1	ug/L	0.14
Xylenes (total)	ND	2	ug/L	0.28
Methyl tert-butyl ether	ND	5	ug/L	0.17
m-Xylene & p-Xylene	ND	2	ug/L	0.24
1,2,3-Trimethylbenzene	ND	5	ug/L	0.0059
Diisopropyl Ether (DIPE)	ND	5	ug/L	1.5
Ethyl-t-Butyl Ether (ETBE)	ND	5	ug/L	0.11
Tert-amyl methyl ether (TAME)	ND	5	ug/L	0.067
trans-1,2-Dichloroethene	ND	1	ug/L	0.19
1,3-Dichloropropane	ND	1	ug/L	0.16
2,2-Dichloropropane	ND	1	ug/L	0.13
1,1-Dichloropropene	ND	1	ug/L	0.13
Trichlorofluoromethane	ND	1	ug/L	0.21
Hexachlorobutadiene	ND	1	ug/L	0.3
2-Hexanone	ND	5	ug/L	0.41
Isopropylbenzene	ND	1	ug/L	0.13
p-Isopropyltoluene	ND	1	ug/L	0.12
tert-Butyl alcohol	ND	20	ug/L	3.9
4-Methyl-2-pentanone	ND	5	ug/L	0.32
Naphthalene	ND	1	ug/L	0.24
n-Propylbenzene	ND	1	ug/L	0.14
Styrene	ND	1	ug/L	0.11
1,1,1,2-Tetrachloroethane	ND	1	ug/L	0.23
1,2,3-Trichlorobenzene	ND	1	ug/L	0.17
1,2,4-Trichloro-benzene	ND	1	ug/L	0.15

(Continued on next page)

Tetra Tech NUS, Inc

Client Sample ID: TB-072809

GC/MS Volatiles

Lot-Sample #...: A9G290200-001 **Work Order #...:** LG73K1AA **Matrix.....:** WQ

PARAMETER	RESULT	REPORTING LIMIT	UNITS	MDL
Acetone	**1.166 J**	**5**	**ug/L**	**1.1**
Bromobenzene	ND	1	ug/L	0.13
Bromochloromethane	ND	1	ug/L	0.29
Bromodichloromethane	ND	1	ug/L	0.15
2-Butanone	ND	5	ug/L	0.57
n-Butylbenzene	ND	1	ug/L	0.12
sec-Butylbenzene	ND	1	ug/L	0.13
tert-Butylbenzene	ND	1	ug/L	0.13
Carbon disulfide	ND	1	ug/L	0.13
Dibromochloromethane	ND	1	ug/L	0.18
1,2-Dibromo-3-chloro-propane	ND	2	ug/L	0.67
2-Chloroethyl vinyl ether	ND	5	ug/L	0.99
2-Chlorotoluene	ND	1	ug/L	0.11
Benzene	ND	1	ug/L	0.13
Bromoform	ND	1	ug/L	0.64
Bromomethane	ND	1	ug/L	0.41
Carbon tetrachloride	ND	1	ug/L	0.13
Chlorobenzene	ND	1	ug/L	0.15
Chloroethane	ND	1	ug/L	0.29
Chloroform	ND	1	ug/L	0.16
Chloromethane	ND	1	ug/L	0.3
1,1-Dichloroethane	ND	1	ug/L	0.15
1,2-Dichloroethane	ND	1	ug/L	0.22
1,1-Dichloroethene	ND	1	ug/L	0.19
1,2-Dichloropropane	ND	1	ug/L	0.18
cis-1,3-Dichloropropene	ND	1	ug/L	0.14
trans-1,3-Dichloropropene	ND	1	ug/L	0.19
Ethylbenzene	ND	1	ug/L	0.17
Methylene chloride	ND	1	ug/L	0.33
1,1,2,2-Tetrachloroethane	ND	1	ug/L	0.18
Tetrachloroethene	ND	1	ug/L	0.29
Toluene	ND	1	ug/L	0.13
1,1,1-Trichloroethane	ND	1	ug/L	0.22
Trichloroethene	ND	1	ug/L	0.17
Vinyl chloride	ND	1	ug/L	0.22

SURROGATE	PERCENT RECOVERY	RECOVERY LIMITS
Dibromofluoromethane	100.0	(73 - 122)
1,2-Dichloroethane-d4	94.75	(61 - 128)
Toluene-d8	84.06	(76 - 110)
4-Bromofluorobenzene	80.98	(74 - 116)

NOTE(S):

J Estimated result. Result is less than RL.

Tetra Tech NUS, Inc

Client Sample ID: TB-072909

GC/MS Volatiles

Lot-Sample #...: A9G300230-001 **Work Order #...:** LG9471AA **Matrix.....:** WQ
Date Sampled...: 07/29/09 08:00 **Date Received..:** 07/30/09
Prep Date.....: 08/05/09 **Analysis Date..:** 08/05/09
Prep Batch #...: 9218267
Dilution Factor: 1 **Method.....:** SW846 8260B

PARAMETER	RESULT	REPORTING LIMIT	UNITS	MDL
trans-1,2-Dichloroethene	ND	1	ug/L	0.19
1,3-Dichloropropane	ND	1	ug/L	0.16
2,2-Dichloropropane	ND	1	ug/L	0.13
1,1-Dichloropropene	ND	1	ug/L	0.13
Trichlorofluoromethane	ND	1	ug/L	0.21
Hexachlorobutadiene	ND	1	ug/L	0.3
2-Hexanone	ND	5	ug/L	0.41
Isopropylbenzene	ND	1	ug/L	0.13
p-Isopropyltoluene	ND	1	ug/L	0.12
tert-Butyl alcohol	ND	20	ug/L	3.9
4-Methyl-2-pentanone	ND	5	ug/L	0.32
Naphthalene	ND	1	ug/L	0.24
n-Propylbenzene	ND	1	ug/L	0.14
Styrene	ND	1	ug/L	0.11
1,1,1,2-Tetrachloroethane	ND	1	ug/L	0.23
1,2,3-Trichlorobenzene	ND	1	ug/L	0.17
1,2,4-Trichloro-benzene	ND	1	ug/L	0.15
Acetone	**1.852 J**	**5**	**ug/L**	**1.1**
Bromobenzene	ND	1	ug/L	0.13
Bromochloromethane	ND	1	ug/L	0.29
Bromodichloromethane	ND	1	ug/L	0.15
2-Butanone	ND	5	ug/L	0.57
n-Butylbenzene	ND	1	ug/L	0.12
sec-Butylbenzene	ND	1	ug/L	0.13
tert-Butylbenzene	ND	1	ug/L	0.13
Carbon disulfide	ND	1	ug/L	0.13
Dibromochloromethane	ND	1	ug/L	0.18
1,2-Dibromo-3-chloro-propane	ND	2	ug/L	0.67
2-Chloroethyl vinyl ether	ND	5	ug/L	0.99
2-Chlorotoluene	ND	1	ug/L	0.11
4-Chlorotoluene	ND	1	ug/L	0.18
1,2-Dibromoethane	ND	1	ug/L	0.24
Dibromomethane	ND	1	ug/L	0.28
1,2-Dichlorobenzene	ND	1	ug/L	0.13
1,3-Dichlorobenzene	ND	1	ug/L	0.14
1,4-Dichlorobenzene	ND	1	ug/L	0.13
Dichlorodifluoromethane	ND	1	ug/L	0.31

(Continued on next page)

Tetra Tech NUS, Inc

Client Sample ID: TB-072909

GC/MS Volatiles

Lot-Sample #...: A9G300230-001 **Work Order #...:** LG9471AA **Matrix.....:** WQ

PARAMETER	RESULT	REPORTING LIMIT	UNITS	MDL
cis-1,2-Dichloroethene	ND	1	ug/L	0.17
1,2,3-Trichloropropane	ND	1	ug/L	0.43
1,1,2-Trichloro-1,2,2-trifluoroethane	ND	1	ug/L	0.28
1,2,4-Trimethylbenzene	ND	1	ug/L	0.12
Vinyl acetate	ND	2	ug/L	0.19
o-Xylene	ND	1	ug/L	0.14
Xylenes (total)	ND	2	ug/L	0.28
Methyl tert-butyl ether	ND	5	ug/L	0.17
m-Xylene & p-Xylene	ND	2	ug/L	0.24
1,2,3-Trimethylbenzene	ND	5	ug/L	0.0059
Diisopropyl Ether (DIPE)	ND	5	ug/L	1.5
Ethyl-t-Butyl Ether (ETBE)	ND	5	ug/L	0.11
Tert-amyl methyl ether (TAME)	ND	5	ug/L	0.067
Benzene	ND	1	ug/L	0.13
Bromoform	ND	1	ug/L	0.64
Bromomethane	ND	1	ug/L	0.41
Carbon tetrachloride	ND	1	ug/L	0.13
Chlorobenzene	ND	1	ug/L	0.15
Chloroethane	ND	1	ug/L	0.29
Chloroform	ND	1	ug/L	0.16
Chloromethane	ND	1	ug/L	0.3
1,1-Dichloroethane	ND	1	ug/L	0.15
1,2-Dichloroethane	ND	1	ug/L	0.22
1,1-Dichloroethene	ND	1	ug/L	0.19
1,2-Dichloropropane	ND	1	ug/L	0.18
cis-1,3-Dichloropropene	ND	1	ug/L	0.14
trans-1,3-Dichloropropene	ND	1	ug/L	0.19
Ethylbenzene	ND	1	ug/L	0.17
Methylene chloride	ND	1	ug/L	0.33
1,1,2,2-Tetrachloroethane	ND	1	ug/L	0.18
Tetrachloroethene	ND	1	ug/L	0.29
Toluene	ND	1	ug/L	0.13
1,1,1-Trichloroethane	ND	1	ug/L	0.22
Trichloroethene	ND	1	ug/L	0.17
Vinyl chloride	ND	1	ug/L	0.22

SURROGATE	PERCENT RECOVERY	RECOVERY LIMITS
Dibromofluoromethane	94.9	(73 - 122)
1,2-Dichloroethane-d4	91.3	(61 - 128)
Toluene-d8	88.62	(76 - 110)
4-Bromofluorobenzene	81.23	(74 - 116)

NOTE(S):

J Estimated result. Result is less than RL.

Tetra Tech NUS, Inc

Client Sample ID: TB-073009

GC/MS Volatiles

Lot-Sample #...: A9G310180-001 **Work Order #...:** LHCTW1AA **Matrix.....:** WQ
Date Sampled...: 07/30/09 08:00 **Date Received..:** 07/31/09
Prep Date.....: 08/07/09 **Analysis Date..:** 08/07/09
Prep Batch #...: 9222247
Dilution Factor: 1 **Method.....:** SW846 8260B

PARAMETER	RESULT	REPORTING LIMIT	UNITS	MDL
trans-1,2-Dichloroethene	ND	1	ug/L	0.19
1,3-Dichloropropane	ND	1	ug/L	0.16
2,2-Dichloropropane	ND	1	ug/L	0.13
1,1-Dichloropropene	ND	1	ug/L	0.13
Trichlorofluoromethane	ND	1	ug/L	0.21
Hexachlorobutadiene	ND	1	ug/L	0.3
2-Hexanone	ND	5	ug/L	0.41
Isopropylbenzene	ND	1	ug/L	0.13
p-Isopropyltoluene	ND	1	ug/L	0.12
tert-Butyl alcohol	ND	20	ug/L	3.9
4-Methyl-2-pentanone	ND	5	ug/L	0.32
Naphthalene	ND	1	ug/L	0.24
n-Propylbenzene	ND	1	ug/L	0.14
Styrene	ND	1	ug/L	0.11
1,1,1,2-Tetrachloroethane	ND	1	ug/L	0.23
1,2,3-Trichlorobenzene	ND	1	ug/L	0.17
1,2,4-Trichloro-benzene	ND	1	ug/L	0.15
Acetone	**3.558 J**	**5**	**ug/L**	**1.1**
Bromobenzene	ND	1	ug/L	0.13
Bromochloromethane	ND	1	ug/L	0.29
Bromodichloromethane	ND	1	ug/L	0.15
2-Butanone	ND	5	ug/L	0.57
n-Butylbenzene	ND	1	ug/L	0.12
sec-Butylbenzene	ND	1	ug/L	0.13
tert-Butylbenzene	ND	1	ug/L	0.13
Carbon disulfide	ND	1	ug/L	0.13
Dibromochloromethane	ND	1	ug/L	0.18
1,2-Dibromo-3-chloro-propane	ND	2	ug/L	0.67
2-Chloroethyl vinyl ether	ND	5	ug/L	0.99
2-Chlorotoluene	ND	1	ug/L	0.11
4-Chlorotoluene	ND	1	ug/L	0.18
1,2-Dibromoethane	ND	1	ug/L	0.24
Dibromomethane	ND	1	ug/L	0.28
1,2-Dichlorobenzene	ND	1	ug/L	0.13
1,3-Dichlorobenzene	ND	1	ug/L	0.14
1,4-Dichlorobenzene	ND	1	ug/L	0.13
Dichlorodifluoromethane	ND	1	ug/L	0.31

(Continued on next page)

Tetra Tech NUS, Inc

Client Sample ID: TB-073009

GC/MS Volatiles

Lot-Sample #...: A9G310180-001 **Work Order #...:** LHCTW1AA **Matrix.....:** WQ

PARAMETER	RESULT	REPORTING LIMIT	UNITS	MDL
cis-1,2-Dichloroethene	ND	1	ug/L	0.17
1,2,3-Trichloropropane	ND	1	ug/L	0.43
1,1,2-Trichloro-1,2,2-trifluoroethane	ND	1	ug/L	0.28
1,2,4-Trimethylbenzene	ND	1	ug/L	0.12
Vinyl acetate	ND	2	ug/L	0.19
o-Xylene	ND	1	ug/L	0.14
Xylenes (total)	ND	2	ug/L	0.28
Methyl tert-butyl ether	ND	5	ug/L	0.17
m-Xylene & p-Xylene	ND	2	ug/L	0.24
1,2,3-Trimethylbenzene	ND	5	ug/L	0.0059
Diisopropyl Ether (DIPE)	ND	5	ug/L	1.5
Ethyl-t-Butyl Ether (ETBE)	ND	5	ug/L	0.11
Tert-amyl methyl ether (TAME)	ND	5	ug/L	0.067
Benzene	ND	1	ug/L	0.13
Bromoform	ND	1	ug/L	0.64
Bromomethane	ND	1	ug/L	0.41
Carbon tetrachloride	ND	1	ug/L	0.13
Chlorobenzene	ND	1	ug/L	0.15
Chloroethane	ND	1	ug/L	0.29
Chloroform	ND	1	ug/L	0.16
Chloromethane	ND	1	ug/L	0.3
1,1-Dichloroethane	ND	1	ug/L	0.15
1,2-Dichloroethane	ND	1	ug/L	0.22
1,1-Dichloroethene	ND	1	ug/L	0.19
1,2-Dichloropropane	ND	1	ug/L	0.18
cis-1,3-Dichloropropene	ND	1	ug/L	0.14
trans-1,3-Dichloropropene	ND	1	ug/L	0.19
Ethylbenzene	ND	1	ug/L	0.17
Methylene chloride	ND	1	ug/L	0.33
1,1,2,2-Tetrachloroethane	ND	1	ug/L	0.18
Tetrachloroethene	ND	1	ug/L	0.29
Toluene	ND	1	ug/L	0.13
1,1,1-Trichloroethane	ND	1	ug/L	0.22
Trichloroethene	ND	1	ug/L	0.17
Vinyl chloride	ND	1	ug/L	0.22

SURROGATE	PERCENT RECOVERY	RECOVERY LIMITS
Dibromofluoromethane	86.82	(73 - 122)
1,2-Dichloroethane-d4	83.02	(61 - 128)
Toluene-d8	84.11	(76 - 110)
4-Bromofluorobenzene	83.84	(74 - 116)

NOTE(S):

J Estimated result. Result is less than RL.

Tetra Tech NUS, Inc

Client Sample ID: TB-073109

GC/MS Volatiles

Lot-Sample #...: A9H010115-001 **Work Order #...:** LHEFA1AA **Matrix.....:** WQ
Date Sampled...: 07/31/09 08:00 **Date Received..:** 08/01/09
Prep Date.....: 08/07/09 **Analysis Date..:** 08/07/09
Prep Batch #...: 9222247
Dilution Factor: 1 **Method.....:** SW846 8260B

PARAMETER	RESULT	REPORTING LIMIT	UNITS	MDL
trans-1,2-Dichloroethene	ND	1	ug/L	0.19
1,3-Dichloropropane	ND	1	ug/L	0.16
2,2-Dichloropropane	ND	1	ug/L	0.13
1,1-Dichloropropene	ND	1	ug/L	0.13
Trichlorofluoromethane	ND	1	ug/L	0.21
Hexachlorobutadiene	ND	1	ug/L	0.3
2-Hexanone	ND	5	ug/L	0.41
Isopropylbenzene	ND	1	ug/L	0.13
p-Isopropyltoluene	ND	1	ug/L	0.12
tert-Butyl alcohol	ND	20	ug/L	3.9
4-Methyl-2-pentanone	ND	5	ug/L	0.32
Naphthalene	ND	1	ug/L	0.24
n-Propylbenzene	ND	1	ug/L	0.14
Styrene	ND	1	ug/L	0.11
1,1,1,2-Tetrachloroethane	ND	1	ug/L	0.23
1,2,3-Trichlorobenzene	ND	1	ug/L	0.17
1,2,4-Trichloro-benzene	ND	1	ug/L	0.15
Acetone	ND	5	ug/L	1.1
Bromobenzene	ND	1	ug/L	0.13
Bromochloromethane	ND	1	ug/L	0.29
Bromodichloromethane	ND	1	ug/L	0.15
2-Butanone	ND	5	ug/L	0.57
n-Butylbenzene	ND	1	ug/L	0.12
sec-Butylbenzene	ND	1	ug/L	0.13
tert-Butylbenzene	ND	1	ug/L	0.13
Carbon disulfide	ND	1	ug/L	0.13
Dibromochloromethane	ND	1	ug/L	0.18
1,2-Dibromo-3-chloro-propane	ND	2	ug/L	0.67
2-Chloroethyl vinyl ether	ND	5	ug/L	0.99
2-Chlorotoluene	ND	1	ug/L	0.11
4-Chlorotoluene	ND	1	ug/L	0.18
1,2-Dibromoethane	ND	1	ug/L	0.24
Dibromomethane	ND	1	ug/L	0.28
1,2-Dichlorobenzene	ND	1	ug/L	0.13
1,3-Dichlorobenzene	ND	1	ug/L	0.14
1,4-Dichlorobenzene	ND	1	ug/L	0.13
Dichlorodifluoromethane	ND	1	ug/L	0.31

(Continued on next page)

Tetra Tech NUS, Inc

Client Sample ID: TB-073109

GC/MS Volatiles

Lot-Sample #...: A9H010115-001 **Work Order #...:** LHEFA1AA **Matrix.....:** WQ

PARAMETER	RESULT	REPORTING LIMIT	UNITS	MDL
cis-1,2-Dichloroethene	ND	1	ug/L	0.17
1,2,3-Trichloropropane	ND	1	ug/L	0.43
1,1,2-Trichloro-1,2,2-trifluoroethane	ND	1	ug/L	0.28
1,2,4-Trimethylbenzene	ND	1	ug/L	0.12
Vinyl acetate	ND	2	ug/L	0.19
o-Xylene	ND	1	ug/L	0.14
Xylenes (total)	ND	2	ug/L	0.28
Methyl tert-butyl ether	ND	5	ug/L	0.17
m-Xylene & p-Xylene	ND	2	ug/L	0.24
1,2,3-Trimethylbenzene	ND	5	ug/L	0.0059
Diisopropyl Ether (DIPE)	ND	5	ug/L	1.5
Ethyl-t-Butyl Ether (ETBE)	ND	5	ug/L	0.11
Tert-amyl methyl ether (TAME)	ND	5	ug/L	0.067
Benzene	ND	1	ug/L	0.13
Bromoform	ND	1	ug/L	0.64
Bromomethane	ND	1	ug/L	0.41
Carbon tetrachloride	ND	1	ug/L	0.13
Chlorobenzene	ND	1	ug/L	0.15
Chloroethane	ND	1	ug/L	0.29
Chloroform	ND	1	ug/L	0.16
Chloromethane	ND	1	ug/L	0.3
1,1-Dichloroethane	ND	1	ug/L	0.15
1,2-Dichloroethane	ND	1	ug/L	0.22
1,1-Dichloroethene	ND	1	ug/L	0.19
1,2-Dichloropropane	ND	1	ug/L	0.18
cis-1,3-Dichloropropene	ND	1	ug/L	0.14
trans-1,3-Dichloropropene	ND	1	ug/L	0.19
Ethylbenzene	ND	1	ug/L	0.17
Methylene chloride	ND	1	ug/L	0.33
1,1,2,2-Tetrachloroethane	ND	1	ug/L	0.18
Tetrachloroethene	ND	1	ug/L	0.29
Toluene	ND	1	ug/L	0.13
1,1,1-Trichloroethane	ND	1	ug/L	0.22
Trichloroethene	ND	1	ug/L	0.17
Vinyl chloride	ND	1	ug/L	0.22

SURROGATE	PERCENT RECOVERY	RECOVERY LIMITS
Dibromofluoromethane	90.22	(73 - 122)
1,2-Dichloroethane-d4	86.88	(61 - 128)
Toluene-d8	89.85	(76 - 110)
4-Bromofluorobenzene	78.3	(74 - 116)

Tetra Tech NUS, Inc

Client Sample ID: MRC-MW07A-072909

GC/MS Semivolatiles

Lot-Sample #...: A9G300230-002 **Work Order #...:** LG9491CL **Matrix.....:** WG
Date Sampled...: 07/29/09 09:57 **Date Received..:** 07/30/09
Prep Date.....: 07/31/09 **Analysis Date..:** 08/03/09
Prep Batch #...: 9212027
Dilution Factor: 1 **Method.....:** SW846 8270C

PARAMETER	RESULT	REPORTING LIMIT	UNITS	MDL
1,4-Dioxane	**3.9935**	**1**	**ug/L**	**0.49**

SURROGATE	PERCENT RECOVERY	RECOVERY LIMITS
Nitrobenzene-d5	45.48	(27 - 111)
2-Fluorobiphenyl	41.57	(28 - 110)
Terphenyl-d14	67.31	(37 - 119)
Phenol-d5	51.04	(10 - 110)
2-Fluorophenol	49.71	(10 - 110)
2,4,6-Tribromophenol	64.23	(22 - 120)

Tetra Tech NUS, Inc

Client Sample ID: MRC-MW08A-072809

GC/MS Semivolatiles

Lot-Sample #...: A9G290200-002 **Work Order #...:** LG73R1CL **Matrix.....:** WG
Date Sampled...: 07/28/09 11:39 **Date Received..:** 07/29/09
Prep Date.....: 07/30/09 **Analysis Date..:** 08/06/09
Prep Batch #...: 9211036
Dilution Factor: 1 **Method.....:** SW846 8270C

PARAMETER	RESULT	REPORTING LIMIT	UNITS	MDL
1,4-Dioxane	ND	1	ug/L	0.49

SURROGATE	PERCENT RECOVERY	RECOVERY LIMITS
Nitrobenzene-d5	66.50	(27 - 111)
2-Fluorobiphenyl	55.80	(28 - 110)
Terphenyl-d14	62.20	(37 - 119)
Phenol-d5	66.07	(10 - 110)
2-Fluorophenol	66.94	(10 - 110)
2,4,6-Tribromophenol	70.41	(22 - 120)

Tetra Tech NUS, Inc

Client Sample ID: MRC-MW12A-073009

GC/MS Semivolatiles

Lot-Sample #...:	A9G310180-003	**Work Order #...:**	LHCXD1CL	**Matrix.....:**	WG
Date Sampled...:	07/30/09 13:57	**Date Received..:**	07/31/09		
Prep Date.....:	08/02/09	**Analysis Date..:**	08/07/09		
Prep Batch #...:	9213017				
Dilution Factor:	5	**Method.....:**	SW846 8270C		

PARAMETER	RESULT	REPORTING LIMIT	UNITS	MDL
1,4-Dioxane	**136.06**	**5**	**ug/L**	**2.45**

SURROGATE	PERCENT RECOVERY	RECOVERY LIMITS
Nitrobenzene-d5	59.75 DIL	(27 - 111)
2-Fluorobiphenyl	57.38 DIL	(28 - 110)
Terphenyl-d14	85.49 DIL	(37 - 119)
Phenol-d5	51.21 DIL	(10 - 110)
2-Fluorophenol	55.72 DIL	(10 - 110)
2,4,6-Tribromophenol	32.85 DIL	(22 - 120)

NOTE(S):

DIL The concentration is estimated or not reported due to dilution or the presence of interfering analytes.

Tetra Tech NUS, Inc

Client Sample ID: MRC-MW12B-073009

GC/MS Semivolatiles

Lot-Sample #...: A9G310180-002 **Work Order #...:** LHCVA1CL **Matrix.....:** WG
Date Sampled...: 07/30/09 10:44 **Date Received..:** 07/31/09
Prep Date.....: 08/02/09 **Analysis Date..:** 08/07/09
Prep Batch #...: 9213017
Dilution Factor: 1 **Method.....:** SW846 8270C

PARAMETER	RESULT	REPORTING LIMIT	UNITS	MDL
1,4-Dioxane	**39.138**	**1**	**ug/L**	**0.49**

SURROGATE	PERCENT RECOVERY	RECOVERY LIMITS
Nitrobenzene-d5	58.54	(27 - 111)
2-Fluorobiphenyl	58.37	(28 - 110)
Terphenyl-d14	88.79	(37 - 119)
Phenol-d5	50.36	(10 - 110)
2-Fluorophenol	52.88	(10 - 110)
2,4,6-Tribromophenol	58.23	(22 - 120)

Tetra Tech NUS, Inc

Client Sample ID: MRC-MW14A-073009

GC/MS Semivolatiles

Lot-Sample #...: A9G310180-004 **Work Order #...:** LHCXE1CL **Matrix.....:** WG
Date Sampled...: 07/30/09 15:20 **Date Received..:** 07/31/09
Prep Date.....: 08/02/09 **Analysis Date..:** 08/06/09
Prep Batch #...: 9213017
Dilution Factor: 1 **Method.....:** SW846 8270C

PARAMETER	RESULT	REPORTING LIMIT	UNITS	MDL
1,4-Dioxane	**4.2914**	**1**	**ug/L**	**0.49**

SURROGATE	PERCENT RECOVERY	RECOVERY LIMITS
Nitrobenzene-d5	62.67	(27 - 111)
2-Fluorobiphenyl	61.46	(28 - 110)
Terphenyl-d14	92.53	(37 - 119)
Phenol-d5	56.03	(10 - 110)
2-Fluorophenol	57.07	(10 - 110)
2,4,6-Tribromophenol	66.85	(22 - 120)

Tetra Tech NUS, Inc

Client Sample ID: MRC-MW17A-073109

GC/MS Semivolatiles

Lot-Sample #...: A9H010115-002 **Work Order #...:** LHEFC1CL **Matrix.....:** WG
Date Sampled...: 07/31/09 09:22 **Date Received..:** 08/01/09
Prep Date.....: 08/02/09 **Analysis Date..:** 08/04/09
Prep Batch #...: 9213072
Dilution Factor: 1 **Method.....:** SW846 8270C

PARAMETER	RESULT	REPORTING LIMIT	UNITS	MDL
1,4-Dioxane	**3.0276**	**1**	**ug/L**	**0.49**

SURROGATE	PERCENT RECOVERY	RECOVERY LIMITS
Nitrobenzene-d5	59.29	(27 - 111)
2-Fluorobiphenyl	57.01	(28 - 110)
Terphenyl-d14	74.28	(37 - 119)
Phenol-d5	60.14	(10 - 110)
2-Fluorophenol	65.54	(10 - 110)
2,4,6-Tribromophenol	64.25	(22 - 120)

Tetra Tech NUS, Inc

Client Sample ID: MRC-MW19A-072909

GC/MS Semivolatiles

Lot-Sample #...:	A9G300230-003	**Work Order #...:**	LG95J1CL	**Matrix.....:**	WG
Date Sampled...:	07/29/09 12:58	**Date Received..:**	07/30/09		
Prep Date.....:	07/31/09	**Analysis Date..:**	08/04/09		
Prep Batch #...:	9212027				
Dilution Factor:	1	**Method.....:**	SW846 8270C		

PARAMETER	RESULT	REPORTING LIMIT	UNITS	MDL
1,4-Dioxane	**4.8316**	**1**	**ug/L**	**0.49**

SURROGATE	PERCENT RECOVERY	RECOVERY LIMITS
Nitrobenzene-d5	46.55	(27 - 111)
2-Fluorobiphenyl	40.07	(28 - 110)
Terphenyl-d14	60.17	(37 - 119)
Phenol-d5	4.028 *	(10 - 110)
2-Fluorophenol	3.351 *	(10 - 110)
2,4,6-Tribromophenol	0 *	(22 - 120)

NOTE(S):

* Surrogate recovery is outside stated control limits.

Tetra Tech NUS, Inc

Client Sample ID: MRC-MW53A-072809

GC/MS Semivolatiles

Lot-Sample #...: A9G290200-004 **Work Order #...:** LG7331CL **Matrix.....:** WG
Date Sampled...: 07/28/09 14:52 **Date Received..:** 07/29/09
Prep Date.....: 07/30/09 **Analysis Date..:** 08/06/09
Prep Batch #...: 9211036
Dilution Factor: 1 **Method.....:** SW846 8270C

PARAMETER	RESULT	REPORTING LIMIT	UNITS	MDL
1,4-Dioxane	**11.678**	**1**	**ug/L**	**0.49**

SURROGATE	PERCENT RECOVERY	RECOVERY LIMITS
Nitrobenzene-d5	74.91	(27 - 111)
2-Fluorobiphenyl	62.11	(28 - 110)
Terphenyl-d14	68.61	(37 - 119)
Phenol-d5	74.69	(10 - 110)
2-Fluorophenol	76.47	(10 - 110)
2,4,6-Tribromophenol	65.21	(22 - 120)

Appendix C

Support Documentation

CASE NARRATIVE

9G30230

The following report contains the analytical results for twelve water samples and four quality control samples submitted to TestAmerica North Canton by Tetra Tech NUS, Inc. from the Middle River Center Site. The samples were received August 01, 2009, July 29, 2009, July 30, 2009 and July 31, 2009, according to documented sample acceptance procedures.

This SDG consists of (4) laboratory ID's: A9G290200, A9G300230, A9G310180, and A9H010115.

TestAmerica utilizes USEPA approved methods in all analytical work. The samples presented in this report were analyzed for the parameter(s) listed on the analytical methods summary page in accordance with the method(s) indicated. Preliminary results were provided to Dev Murali, Tobrena Skeen, and Tony Apanavage on August 07, 2009, on August 10, 2009, and August 11, 2009. A summary of QC data for these analyses is included at the back of the report.

TestAmerica North Canton attests to the validity of the laboratory data generated by TestAmerica facilities reported herein. All analyses performed by TestAmerica facilities were done using established laboratory SOPs that incorporate QA/QC procedures described in the applicable methods. TestAmerica's operations groups have reviewed the data for compliance with the laboratory QA/QC plan, and data have been found to be compliant with laboratory protocols unless otherwise noted below.

The test results in this report meet all NELAP requirements for parameters for which accreditation is required or available. Any exceptions to NELAP requirements are noted in this report. Pursuant to NELAP, this report may not be reproduced, except in full, without the written approval of the laboratory.

Please refer to the Quality Control Elements Narrative following this case narrative for additional quality control information.

If you have any questions, please call the Project Manager, Patrick J. O'Meara, at 330-497-9396.

This report is sequentially paginated. The final page of the report is labeled as "END OF REPORT."

SUPPLEMENTAL QC INFORMATION

SAMPLE RECEIVING

The temperatures of the coolers upon sample receipt were 1.4, 0.4, 3.2, and 1.1°C.

See TestAmerica's Cooler Receipt Form for additional information.

CASE NARRATIVE (continued)

GC/MS VOLATILES

The sample(s) that contain results between the MDL and the RL were flagged with "J". There is a possibility of false positive or mis-identification at these quantitation levels. In analytical methods requiring confirmation of the analyte reported, confirmation was performed only down to the standard reporting limit (SRL). The acceptance criteria for QC samples may not be met at these quantitation levels.

2-Chloroethyl vinyl ether cannot be reliably recovered in an acid preserved sample.

Sample(s) MRC-MW17A-073109 had elevated reporting limits due to TICs.

GC/MS SEMIVOLATILES

Sample(s) MRC-MW19A-072909 had acid surrogates outside of control limits; however, only BN compounds were requested for analysis. No corrective action was necessary.

The matrix spike/matrix spike duplicate data for batch(es) 9213017 are not included in this report. The batch QC samples, which document the effect of a specific sample matrix on the method performance, were not associated with a sample reported in this lot. The data, therefore, has no bearing on the samples reported herein. In order to document compliance with the QC requirement for an MS/MSD per 20 environmental samples, a summary of sample/QC associations has been provided following this case narrative.

METALS

The sample(s) that contain results between the MDL and the RL were flagged with "B". There is the possibility of false positive or mis-identification at these quantitation levels. The acceptance criteria for the ICB, CCB, and Method Blank are +/- the standard reporting limit (SRL).

The sample(s) that contained concentrations of target analyte(s) at a reportable level in the associated Method Blank(s) were flagged with "J". Refer to the sample report pages for the affected analyte(s).

Matrix spike recovery and relative percent difference (RPD) data were not calculated for some analytes for MRC-MW17A-073109 due to the sample concentration reading greater than four times the spike amount. See the Matrix Spike Report for the affected analytes which will be flagged with "NC, MSB".

Matrix spike recovery and relative percent difference (RPD) data were not calculated for some analytes for batch(es) 9211016 due to the sample concentration reading greater than four times the spike amount. See the Matrix Spike Report for the affected analytes which will be flagged with "NC, MSB".

CASE NARRATIVE (continued)

METALS (continued)

The matrix spike/matrix spike duplicate(s) for batch(es) 9211016 and 9212015 had recoveries outside acceptance limits. However, since the associated method blank(s) and laboratory control sample(s) were in control, no corrective action was necessary.

Sample(s) MRC-MW23A-073109 had the CCV exceed method criteria high for Thallium and Lead for the associated serial dilution. Since the sample result was below the requested reporting limit, the result was accepted.

Chain of Custody Record

Temperature on Receipt 1.4°C

Drinking Water? Yes ☐ No ☐

TestAmerica
THE LEADER IN ENVIRONMENTAL TESTING

TAL-4124 (1007)

Client	Project Manager	Date	Chain of Custody Number
Texas Tech WRS	Tony Apanavage	7-28-09	141125
Address	**Telephone Number (Area Code)/Fax Number**	**Lab Number**	**Page 1 of 1**
20251 Century Blvd Ste 200	(301) 528-3021		
City / **State** / **Zip Code**	**Site Contact**	**Lab Contact**	
Germantown / MD / 20874	Walt Page		
Project Name and Location (State)	**Carrier/Waybill Number**		
Middle River Center			
Contract/Purchase Order/Quote No.			

Sample I.D. No. and Description (Containers for each sample may be combined on one line)	Date	Time	Matrix: Air	Aqueous	Sed.	Soil	Containers & Preservatives: Unpres.	H2SO4	HNO3	HCl	NaOH	ZnAc/ NaOH	Analysis: VOCs	Total ppm	Diss ppm	1,4 Dioxane	Special Instructions/ Conditions of Receipt
TB-072809	7-28-09	0800		X						X			X				
MRC-MW08A-072809	↓	1139		X			X		X	X			X	X	X	X	
MRC-MW52A-072809		1340		X					X					X	X		
MRC-MW53A-072809		1452		X			X		X	X			X	X	X	X	

Possible Hazard Identification
☐ Non-Hazard ☐ Flammable ☐ Skin Irritant ☐ Poison B ☐ Unknown

Sample Disposal
☐ Return To Client ☐ Disposal By Lab ☐ Archive For _____ Months
(A fee may be assessed if samples are retained longer than 1 month)

Turn Around Time Required
☐ 24 Hours ☐ 48 Hours ☐ 7 Days ☐ 14 Days ☐ 21 Days ☐ Other _____

QC Requirements (Specify)

	Date	Time		Date	Time
1. Relinquished By: Walt Page	7-28-09	1600	1. Received By: TestAmerica	29 M 09	0910
2. Relinquished By			2. Received By		
3. Relinquished By			3. Received By		

Comments

DISTRIBUTION: WHITE - Returned to Client with Report; CANARY - Stays with the Sample; PINK - Field Copy

North Canton

30

TestAmerica Cooler Receipt Form/Narrative **Lot Number:** 440290209
North Canton Facility

Client TETRA TECH NUS Project MIDDLE RIVER By: (Signature)
Cooler Received on 29 JUL 2009 Opened on 29 JUL 2009
FedEx [X] UPS [ ] DHL [ ] FAS [ ] Stetson [ ] Client Drop Off [ ] TestAmerica Courier [ ] Other
TestAmerica Cooler # Multiple Coolers [ ] Foam Box [ ] Client Cooler [X] Other

1. Were custody seals on the outside of the cooler(s)? Yes [X] No [ ] Intact? Yes [X] No [ ] NA [ ]
   If YES, Quantity 2 Quantity Unsalvageable
   Were custody seals on the outside of cooler(s) signed and dated? Yes [X] No [ ] NA [ ]
   Were custody seals on the bottle(s)? Yes [ ] No [X]
   If YES, are there any exceptions?
2. Shippers' packing slip attached to the cooler(s)? Yes [X] No [ ]
3. Did custody papers accompany the sample(s)? Yes [X] No [ ] Relinquished by client? Yes [X] No [ ]
4. Were the custody papers signed in the appropriate place? Yes [X] No [ ]
5. Packing material used: Bubble Wrap [X] Foam [ ] None [ ] Other PLASTIC BAG
6. Cooler temperature upon receipt 4.4 °C See back of form for multiple coolers/temps [ ]
   METHOD: IR [X] Other [ ]
   COOLANT: Wet Ice [X] Blue Ice [ ] Dry Ice [ ] Water [ ] None [ ]
7. Did all bottles arrive in good condition (Unbroken)? Yes [X] No [ ]
8. Could all bottle labels be reconciled with the COC? Yes [X] No [ ]
9. Were sample(s) at the correct pH upon receipt? Yes [X] No [ ] NA [ ]
10. Were correct bottle(s) used for the test(s) indicated? Yes [X] No [ ]
11. Were air bubbles >6 mm in any VOA vials? Yes [ ] No [X] NA [ ]
12. Sufficient quantity received to perform indicated analyses? Yes [X] No [ ]
13. Was a trip blank present in the cooler(s)? Yes [X] No [ ] Were VOAs on the COC? Yes [X] No [ ]

Contacted PM RIO Date 7/29/09 by AM via Verbal [X] Voice Mail [ ] Other [ ]
Concerning

14. CHAIN OF CUSTODY

The following discrepancies occurred:
DURING UNPACK OF COOLER, LID OF TOTAL METAL 08A OPENED THUS SPILLING PORTION OF VOLUME (NO) will still have enough to run metals.

15. SAMPLE CONDITION

Sample(s) were received after the recommended holding time had expired.
Sample(s) were received in a broken container.
Sample(s) were received with bubble >6 mm in diameter. (Notify PM)

16. SAMPLE PRESERVATION

Sample(s) were further preserved in Sample Receiving to meet recommended pH level(s). *Nitric Acid Lot# 031909-HNO_3; Sulfuric Acid Lot# 100108-H_2SO_4; Sodium Hydroxide Lot# 073007 -NaOH; Hydrochloric Acid Lot# 092006-HCl; Sodium Hydroxide and Zinc Acetate Lot# 050205-$(CH_3COO)_2ZN$/NaOH.* What time was preservative added to sample(s)?

Client ID	pH	Date	Initials
52A	<2	29 JL 09	MAF
52A	<2		
53A	<2		

Chain of Custody Record

Temperature on Receipt _____

Drinking Water? Yes☐ No☐

TestAmerica
THE LEADER IN ENVIRONMENTAL TESTING

TAL-4124 (1007)

Client: Tetra Tech NUS
Project Manager: Tony Afanavage
Date: 7-28-09
Chain of Custody Number: 141127
Page 1 of 1

Address: 20251 Century Blvd STE 200
Telephone Number (Area Code)/Fax Number: (301) 528-3021
Lab Number:

City: Germantown | State: MD | Zip Code: 20874
Site Contact: Walt Payton
Lab Contact: Pat Oneen
Carrier/Waybill Number:

Project Name and Location (State): Middle River Center
Contract/Purchase Order/Quote No.:

Sample I.D. No. and Description (Containers for each sample may be combined on one line)	Date	Time	Matrix: Air	Aqueous	Sed.	Soil	Containers & Preservatives: Unpres.	H2SO4	HNO3	HCl	NaOH	ZnAc/NaOH	Analysis: VOCs	Total PCBs	Diss PCBs	4,4 Dioxane	Special Instructions/ Conditions of Receipt
TB-072909	7-29-09	0800		X						X			X				
MRC-MW07A-072909		0957		X			X		X	X			X	X	X	X	
MRC-MW19A-072909		1258		X			X		X	X			X	X	X	X	
MRC-MW02A-072909	↓	1504		X					X					X	X		

Possible Hazard Identification
☐ Non-Hazard ☐ Flammable ☐ Skin Irritant ☐ Poison B ☐ Unknown

Sample Disposal
☐ Return To Client ☐ Disposal By Lab ☐ Archive For _____ Months (A fee may be assessed if samples are retained longer than 1 month)

QC Requirements (Specify)

Turn Around Time Required
☐ 24 Hours ☐ 48 Hours ☐ 7 Days ☐ 14 Days ☐ 21 Days ☐ Other _____

	Date	Time		Date	Time
1. Relinquished By: Walt Payton	7-29-09	1600	1. Received By:	7-30-09	0915
2. Relinquished By			2. Received By		
3. Relinquished By			3. Received By		

Comments

DISTRIBUTION: WHITE - Returned to Client with Report; CANARY - Stays with the Sample; PINK - Field Copy

TestAmerica Cooler Receipt Form/Narrative **Lot Number:** A9G300230

North Canton Facility

Client Tetratech Project Middle River Cent By: [signature] (Signature)

Cooler Received on 7.30.09 Opened on 7.30.09

FedEx ☑ UPS ☐ DHL ☐ FAS ☐ Stetson ☐ Client Drop Off ☐ TestAmerica Courier ☐ Other _____

TestAmerica Cooler # _____ Multiple Coolers ☐ Foam Box ☐ Client Cooler ☑ Other _____

1. Were custody seals on the outside of the cooler(s)? Yes ☑ No ☐ Intact? Yes ☑ No ☐ NA ☐
   If YES, Quantity 2 Quantity Unsalvageable _____
   Were custody seals on the outside of cooler(s) signed and dated? Yes ☑ No ☐ NA ☐
   Were custody seals on the bottle(s)? Yes ☐ No ☑
   If YES, are there any exceptions? _____
2. Shippers' packing slip attached to the cooler(s)? Yes ☑ No ☐
3. Did custody papers accompany the sample(s)? Yes ☑ No ☐ Relinquished by client? Yes ☑ No ☐
4. Were the custody papers signed in the appropriate place? Yes ☑ No ☐
5. Packing material used: Bubble Wrap ☑ Foam ☐ None ☐ Other _____
6. Cooler temperature upon receipt 0.4 °C See back of form for multiple coolers/temps ☐
   METHOD: IR ☑ Other ☐ _____
   COOLANT: Wet Ice ☑ Blue Ice ☐ Dry Ice ☐ Water ☐ None ☐
7. Did all bottles arrive in good condition (Unbroken)? Yes ☑ No ☐
8. Could all bottle labels be reconciled with the COC? Yes ☑ No ☐
9. Were sample(s) at the correct pH upon receipt? Yes ☑ No ☐ NA ☐
10. Were correct bottle(s) used for the test(s) indicated? Yes ☑ No ☐
11. Were air bubbles >6 mm in any VOA vials? Yes ☐ No ☑ NA ☐
12. Sufficient quantity received to perform indicated analyses? Yes ☑ No ☐
13. Was a trip blank present in the cooler(s)? Yes ☑ No ☐ Were VOAs on the COC? Yes ☑ No ☐

Contacted PM _____ Date _____ by _____ via Verbal ☐ Voice Mail ☐ Other ☐

Concerning _____

14. CHAIN OF CUSTODY

The following discrepancies occurred:

15. SAMPLE CONDITION

Sample(s) _____ were received after the recommended holding time had expired.

Sample(s) _____ were received in a broken container.

Sample(s) _____ were received with bubble >6 mm in diameter. (Notify PM)

16. SAMPLE PRESERVATION

Sample(s) _____ were further preserved in Sample Receiving to meet recommended pH level(s). *Nitric Acid Lot# 031909-HNO_3; Sulfuric Acid Lot# 100108-H_2SO_4; Sodium Hydroxide Lot# 073007 -NaOH; Hydrochloric Acid Lot# 092006-HCl; Sodium Hydroxide and Zinc Acetate Lot# 050205-$(CH_3COO)_2ZN/NaOH$.* What time was preservative added to sample(s)? _____

Client ID	pH	Date	Initials
7	<2 <2	7-30-09	[initials]
19	<2 <2	[initials]	[initials]
2	<2 <2		

Chain of Custody Record

Temperature on Receipt _____

Drinking Water? Yes☐ No☐

TestAmerica
THE LEADER IN ENVIRONMENTAL TESTING

TAL-4124 (1007)

Client	Project Manager	Date	Chain of Custody Number
Tetra Tech NUS	Tony Aparavage	7-30-09	141128
Address	**Telephone Number (Area Code)/Fax Number**	**Lab Number**	**Page 1 of 1**
20251 Century Blvd Ste 200	(301) 528-3021		
City / **State** / **Zip Code**	**Site Contact**	**Lab Contact**	
Germantown / MD / 20874	Walt Payson		
Project Name and Location (State)	**Carrier/Waybill Number**		
Middle River Center			
Contract/Purchase Order/Quote No.			

Sample I.D. No. and Description (Containers for each sample may be combined on one line)	Date	Time	Matrix: Air	Aqueous	Sed.	Soil	Containers & Preservatives: Unpres.	H_2SO_4	HNO_3	HCl	NaOH	ZnAc/NaOH	Analysis: VOCs	Total ppm	Diss ppm	1,4 Dioxane
TB-073009	7-30-09	0800		X						X			X			
MRC-MW12B-073009		1044		X			X		X	X			X	X	X	X
MRC-MW12A-073009		1357		X			X		X	X			X	X	X	X
MRC-MW14A-073009	↓	1520		X			X		X	X			X	X	X	X

Special Instructions/ Conditions of Receipt

Possible Hazard Identification
☐ Non-Hazard ☐ Flammable ☐ Skin Irritant ☐ Poison B ☐ Unknown

Sample Disposal
☐ Return To Client ☐ Disposal By Lab ☐ Archive For _____ Months (A fee may be assessed if samples are retained longer than 1 month)

Turn Around Time Required
☐ 24 Hours ☐ 48 Hours ☐ 7 Days ☐ 14 Days ☐ 21 Days ☐ Other _____

QC Requirements (Specify)

	Relinquished By	Date	Time	Received By	Date	Time
1.	Walt Payson	7-30-09	1600	TestAmerica	31JUL09	0910
2.						
3.						

Comments

DISTRIBUTION: WHITE - Returned to Client with Report; CANARY - Stays with the Sample; PINK - Field Copy

TestAmerica Cooler Receipt Form/Narrative **Lot Number:** A9G310189
North Canton Facility

Client TETRA TECH NUS Project MIDDLE RIVER By: [signature] (Signature)
Cooler Received on 31 JUL 2009 Opened on 31 JUL 2009
FedEx ☒ UPS ☐ DHL ☐ FAS ☐ Stetson ☐ Client Drop Off ☐ TestAmerica Courier ☐ Other _____
TestAmerica Cooler # _____ Multiple Coolers ☐ Foam Box ☐ Client Cooler ☒ Other _____

1. Were custody seals on the outside of the cooler(s)? Yes ☒ No ☐ Intact? Yes ☒ No ☐ NA ☐
   If YES, Quantity 2 OF 4 SIGNED Quantity Unsalvageable _____
   Were custody seals on the outside of cooler(s) signed and dated? Yes ☒ No ☐ NA ☐
   Were custody seals on the bottle(s)? Yes ☐ No ☒
   If YES, are there any exceptions? _____
2. Shippers' packing slip attached to the cooler(s)? Yes ☒ No ☐
3. Did custody papers accompany the sample(s)? Yes ☒ No ☐ Relinquished by client? Yes ☒ No ☐
4. Were the custody papers signed in the appropriate place? Yes ☒ No ☐
5. Packing material used: Bubble Wrap ☒ Foam ☐ None ☐ Other PLASTIC BAG
6. Cooler temperature upon receipt 3.2 °C See back of form for multiple coolers/temps ☐
   METHOD: IR ☒ Other ☐ _____
   COOLANT: Wet Ice ☒ Blue Ice ☐ Dry Ice ☐ Water ☐ None ☐
7. Did all bottles arrive in good condition (Unbroken)? Yes ☒ No ☐
8. Could all bottle labels be reconciled with the COC? Yes ☒ No ☐
9. Were sample(s) at the correct pH upon receipt? Yes ☒ No ☐ NA ☐
10. Were correct bottle(s) used for the test(s) indicated? Yes ☒ No ☐
11. Were air bubbles >6 mm in any VOA vials? Yes ☐ No ☒ NA ☐
12. Sufficient quantity received to perform indicated analyses? Yes ☒ No ☐
13. Was a trip blank present in the cooler(s)? Yes ☒ No ☐ Were VOAs on the COC? Yes ☒ No ☐

Contacted PM _____ Date _____ by _____ via Verbal ☐ Voice Mail ☐ Other ☐
Concerning _____

14. CHAIN OF CUSTODY

The following discrepancies occurred:

15. SAMPLE CONDITION

Sample(s) _____ were received after the recommended holding time had expired.
Sample(s) _____ were received in a broken container.
Sample(s) _____ were received with bubble >6 mm in diameter. (Notify PM)

16. SAMPLE PRESERVATION

Sample(s) _____ were further preserved in Sample Receiving to meet recommended pH level(s). *Nitric Acid Lot#* 031909-*HNO_3; Sulfuric Acid Lot#* 100108-*H_2SO_4; Sodium Hydroxide Lot#* 073007 -*NaOH; Hydrochloric Acid Lot#* 092006-*HCl; Sodium Hydroxide and Zinc Acetate Lot#* 050205-*$(CH_3COO)_2ZN/NaOH$.* What time was preservative added to sample(s)? _____

Client ID	pH	Date	Initials
12B	<2 <2	31 JUL 09	MAF
12A	<2 <2		
14A	<2 <2		

Chain of Custody Record

TAL-4124 (1007)

Temperature on Receipt _____

Drinking Water? Yes ☐ No ☐

TestAmerica

THE LEADER IN ENVIRONMENTAL TESTING

Client: TEtra Tech NUS	Project Manager: Tony Apanavage	Date: 7-31-09	Chain of Custody Number: 141129
Address: 20251 Century Blvd STE 200	Telephone Number (Area Code)/Fax Number: (301) 528-3021	Lab Number:	Page 1 of 1
City: Germantown; State: MD; Zip Code: 20824	Site Contact: Walt Pryor; Lab Contact:		
Project Name and Location (State): Middle River Center	Carrier/Waybill Number:		
Contract/Purchase Order/Quote No.:			

Sample I.D. No. and Description (Containers for each sample may be combined on one line)	Date	Time	Matrix: Air	Aqueous	Sed.	Soil	Containers & Preservatives: Unpres.	H2SO4	HNO3	HCl	NaOH	ZnAc/NaOH	Analysis (Attach list if more space is needed): VOCs	Total ppm	Diss ppm	1,4 Dioxane	Special Instructions/ Conditions of Receipt
TB-073109	7-31-09	0800		X						X			X				
MRC-MW 17A-073109	↓	0922		X			X		X	X			X	X	X	X	
MRC-MW 04A-073109	↓	1109		X					X					X	X		
MRC-MW 23A-073109	↓	1354		X					X	X			X	X	X		

Possible Hazard Identification: ☐ Non-Hazard ☐ Flammable ☐ Skin Irritant ☐ Poison B ☐ Unknown

Sample Disposal: ☐ Return To Client ☐ Disposal By Lab ☐ Archive For _____ Months (A fee may be assessed if samples are retained longer than 1 month)

Turn Around Time Required: ☐ 24 Hours ☐ 48 Hours ☐ 7 Days ☐ 14 Days ☐ 21 Days ☐ Other _____

QC Requirements (Specify)

	Date	Time		Date	Time
1. Relinquished By: Walt E Pryor	7-31-09	1600	1. Received By: Chris Lynch	8-1-09	9:10
2. Relinquished By:			2. Received By:		
3. Relinquished By:			3. Received By:		

Comments

DISTRIBUTION: WHITE - Returned to Client with Report; CANARY - Stays with the Sample; PINK - Field Copy

TestAmerica Cooler Receipt Form/Narrative **Lot Number:** A9H0105
North Canton Facility

Client Tetra Tech Project Middle River By: Chris Shepard
Cooler Received on 8-1-09 Opened on 8-1-09 (Signature)
FedEx ☒ UPS ☐ DHL ☐ FAS ☐ Stetson ☐ Client Drop Off ☐ TestAmerica Courier ☐ Other
TestAmerica Cooler # Multiple Coolers ☐ Foam Box ☐ Client Cooler ☒ Other

1. Were custody seals on the outside of the cooler(s)? Yes ☒ No ☐ Intact? Yes ☒ No ☐ NA ☐
   If YES, Quantity 2 Quantity Unsalvageable
   Were custody seals on the outside of cooler(s) signed and dated? Yes ☒ No ☐ NA ☐
   Were custody seals on the bottle(s)? Yes ☐ No ☒
   If YES, are there any exceptions?
2. Shippers' packing slip attached to the cooler(s)? Yes ☒ No ☐
3. Did custody papers accompany the sample(s)? Yes ☒ No ☐ Relinquished by client? Yes ☒ No ☐
4. Were the custody papers signed in the appropriate place? Yes ☒ No ☐
5. Packing material used: Bubble Wrap ☒ Foam ☐ None ☐ Other
6. Cooler temperature upon receipt 1.1 °C See back of form for multiple coolers/temps ☐
   METHOD: IR ☒ Other ☐
   COOLANT: Wet Ice ☒ Blue Ice ☐ Dry Ice ☐ Water ☐ None ☐
7. Did all bottles arrive in good condition (Unbroken)? Yes ☑ No ☐
8. Could all bottle labels be reconciled with the COC? Yes ☑ No ☐
9. Were sample(s) at the correct pH upon receipt? Yes ☑ No ☐ NA ☐
10. Were correct bottle(s) used for the test(s) indicated? Yes ☑ No ☐
11. Were air bubbles >6 mm in any VOA vials? Yes ☐ No ☑ NA ☐
12. Sufficient quantity received to perform indicated analyses? Yes ☑ No ☐
13. Was a trip blank present in the cooler(s)? Yes ☑ No ☐ Were VOAs on the COC? Yes ☑ No ☐

Contacted PM Date by via Verbal ☐ Voice Mail ☐ Other ☐
Concerning

14. CHAIN OF CUSTODY

The following discrepancies occurred:

15. SAMPLE CONDITION

Sample(s) were received after the recommended holding time had expired.
Sample(s) were received in a broken container.
Sample(s) were received with bubble >6 mm in diameter. (Notify PM)

16. SAMPLE PRESERVATION

Sample(s) were further preserved in Sample Receiving to meet recommended pH level(s). *Nitric Acid Lot# 031909-HNO_3; Sulfuric Acid Lot# 100108-H_2SO_4; Sodium Hydroxide Lot# 073007 -NaOH; Hydrochloric Acid Lot# 092006-HCl; Sodium Hydroxide and Zinc Acetate Lot# 050205-$(CH_3COO)_2ZN$/NaOH.* What time was preservative added to sample(s)?

Client ID	pH	Date	Initials
MW 17A	<2 <2	8-1-09	CSL
MW 04A	<2 <2	〃	〃
MW 23A	<2 <2	〃	〃

SORT	UNITS	NSAMPLE	LAB_ID	QC_TYPE	SAMP_DATE	EXTR_DATE	ANAL_DATE	SMP_EXTR	EXTR_ANL	SMP_ANL
MF	UG/L	MRC-MW23A-073109	A9H010115004	NM	7/31/2009	8/4/2009	8/6/2009	4	2	6
MF	UG/L	MRC-MW23A-073109DL	A9H010115004	NM	7/31/2009	8/4/2009	8/7/2009	4	3	7
MF	UG/L	MRC-MW52A-072809	A9G290200003	NM	7/28/2009	7/30/2009	8/3/2009	2	4	6
MF	UG/L	MRC-MW52A-072809DL	A9G290200003	NM	7/28/2009	7/30/2009	8/4/2009	2	5	7
MF	UG/L	MRC-MW53A-072809	A9G290200004	NM	7/28/2009	7/30/2009	8/3/2009	2	4	6
MF	UG/L	MRC-MW53A-072809	A9G290200004	NM	7/28/2009	7/30/2009	8/4/2009	2	5	7
MF	UG/L	MRC-MW14A-073009	A9G310180004	NM	7/30/2009	8/4/2009	8/6/2009	5	2	7
OS	%	MRC-MW19A-072909	A9G300230003	NM	7/29/2009	7/31/2009	8/4/2009	2	4	6
OS	%	MRC-MW53A-072809	A9G290200004	NM	7/28/2009	7/30/2009	8/6/2009	2	7	9
OS	%	MRC-MW17A-073109	A9H010115002	NM	7/31/2009	8/2/2009	8/4/2009	2	2	4
OS	%	MRC-MW14A-073009	A9G310180004	NM	7/30/2009	8/2/2009	8/6/2009	3	4	7
OS	%	MRC-MW12A-073009DL	A9G310180003	NM	7/30/2009	8/2/2009	8/7/2009	3	5	8
OS	%	MRC-MW07A-072909	A9G300230002	NM	7/29/2009	7/31/2009	8/3/2009	2	3	5
OS	%	MRC-MW08A-072809	A9G290200002	NM	7/28/2009	7/30/2009	8/6/2009	2	7	9
OS	%	MRC-MW12B-073009	A9G310180002	NM	7/30/2009	8/2/2009	8/7/2009	3	5	8
OS	UG/L	MRC-MW14A-073009	A9G310180004	NM	7/30/2009	8/2/2009	8/6/2009	3	4	7
OS	UG/L	MRC-MW53A-072809	A9G290200004	NM	7/28/2009	7/30/2009	8/6/2009	2	7	9
OS	UG/L	MRC-MW07A-072909	A9G300230002	NM	7/29/2009	7/31/2009	8/3/2009	2	3	5

SORT	UNITS	NSAMPLE	LAB_ID	QC_TYPE	SAMP_DATE	EXTR_DATE	ANAL_DATE	SMP_EXTR	EXTR_ANL	SMP_ANL
OS	UG/L	MRC-MW17A-073109	A9H010115002	NM	7/31/2009	8/2/2009	8/4/2009	2	2	4
OS	UG/L	MRC-MW12B-073009	A9G310180002	NM	7/30/2009	8/2/2009	8/7/2009	3	5	8
OS	UG/L	MRC-MW12A-073009DL	A9G310180003	NM	7/30/2009	8/2/2009	8/7/2009	3	5	8
OS	UG/L	MRC-MW08A-072809	A9G290200002	NM	7/28/2009	7/30/2009	8/6/2009	2	7	9
OS	UG/L	MRC-MW19A-072909	A9G300230003	NM	7/29/2009	7/31/2009	8/4/2009	2	4	6
OV	%	MRC-MW23A-073109DL	A9H010115004	NM	7/31/2009	8/7/2009	8/7/2009	7	0	7
OV	%	TB-073109	A9H010115001	NM	7/31/2009	8/7/2009	8/7/2009	7	0	7
OV	%	TB-073009	A9G310180001	NM	7/30/2009	8/7/2009	8/7/2009	8	0	8
OV	%	MRC-MW07A-072909	A9G300230002	NM	7/29/2009	8/5/2009	8/5/2009	7	0	7
OV	%	TB-072909	A9G300230001	NM	7/29/2009	8/5/2009	8/5/2009	7	0	7
OV	%	TB-072809	A9G290200001	NM	7/28/2009	8/3/2009	8/3/2009	6	0	6
OV	%	MRC-MW53A-072809DL	A9G290200004	NM	7/28/2009	8/3/2009	8/3/2009	6	0	6
OV	%	MRC-MW17A-073109DL	A9H010115002	NM	7/31/2009	8/7/2009	8/7/2009	7	0	7
OV	%	MRC-MW14A-073009	A9G310180004	NM	7/30/2009	8/7/2009	8/7/2009	8	0	8
OV	%	MRC-MW12B-073009DL	A9G310180002	NM	7/30/2009	8/7/2009	8/7/2009	8	0	8
OV	%	MRC-MW08A-072809	A9G290200002	NM	7/28/2009	8/3/2009	8/3/2009	6	0	6
OV	%	MRC-MW19A-072909	A9G300230003	NM	7/29/2009	8/5/2009	8/5/2009	7	0	7
OV	%	MRC-MW12A-073009DL	A9G310180003	NM	7/30/2009	8/7/2009	8/7/2009	8	0	8

SORT	UNITS	NSAMPLE	LAB_ID	QC_TYPE	SAMP_DATE	EXTR_DATE	ANAL_DATE	SMP_EXTR	EXTR_ANL	SMP_ANL
OV	UG/L	MRC-MW12A-073009DL	A9G310180003	NM	7/30/2009	8/7/2009	8/7/2009	8	0	8
OV	UG/L	TB-073009	A9G310180001	NM	7/30/2009	8/7/2009	8/7/2009	8	0	8
OV	UG/L	TB-072909	A9G300230001	NM	7/29/2009	8/5/2009	8/5/2009	7	0	7
OV	UG/L	TB-072809	A9G290200001	NM	7/28/2009	8/3/2009	8/3/2009	6	0	6
OV	UG/L	MRC-MW53A-072809DL	A9G290200004	NM	7/28/2009	8/3/2009	8/3/2009	6	0	6
OV	UG/L	MRC-MW23A-073109DL	A9H010115004	NM	7/31/2009	8/7/2009	8/7/2009	7	0	7
OV	UG/L	MRC-MW19A-072909	A9G300230003	NM	7/29/2009	8/5/2009	8/5/2009	7	0	7
OV	UG/L	MRC-MW17A-073109DL	A9H010115002	NM	7/31/2009	8/7/2009	8/7/2009	7	0	7
OV	UG/L	MRC-MW12B-073009DL	A9G310180002	NM	7/30/2009	8/7/2009	8/7/2009	8	0	8
OV	UG/L	MRC-MW08A-072809	A9G290200002	NM	7/28/2009	8/3/2009	8/3/2009	6	0	6
OV	UG/L	MRC-MW07A-072909	A9G300230002	NM	7/29/2009	8/5/2009	8/5/2009	7	0	7
OV	UG/L	TB-073109	A9H010115001	NM	7/31/2009	8/7/2009	8/7/2009	7	0	7
OV	UG/L	MRC-MW14A-073009	A9G310180004	NM	7/30/2009	8/7/2009	8/7/2009	8	0	8

TESTAMERICA LABORATORIES, INC.

MS RUN NUMBER REVIEW

Lot ID	Smp#	Work Order	Batch	MS Run#	SDG	Prep Date	Method
A9G300207	002	LG9XF1AD	9213017	9213004		08/02/09	SW846 8270C
A9G310180	002	LHCVA1CL	9213017	9213004	9G30230	08/02/09	SW846 8270C
A9G310180	003	LHCXD1CL	9213017	9213004	9G30230	08/02/09	SW846 8270C
A9G310180	004	LHCXE1CL	9213017	9213004	9G30230	08/02/09	SW846 8270C
A9G310261	003	LHDNX1AA	9213017	9213004		08/02/09	SW846 8270C
A9G310261	004	LHDN11AC	9213017	9213004		08/02/09	SW846 8270C
A9G310261	010	LHDPL1AC	9213017	9213004		08/02/09	SW846 8270C
A9G310210	001	LHC8A1AA	9218110	9213004		08/02/09	SW846 8270C
A9G310210	002	LHC8Q1AA	9218110	9213004		08/02/09	SW846 8270C
A9G310210	003	LHC8W1AA	9218110	9213004		08/02/09	SW846 8270C
A9G310210	004	LHC841AA	9218110	9213004		08/02/09	SW846 8270C
A9G310210	005	LHC861AA	9218110	9213004		08/02/09	SW846 8270C
A9G310210	006	LHC891AA	9218110	9213004		08/02/09	SW846 8270C
A9G310210	006	LHC891AE D	9218110	9213004		08/02/09	SW846 8270C
A9G310210	006	LHC891AD S	9218110	9213004		08/02/09	SW846 8270C
A9G310210	007	LHC9C1AA	9218110	9213004		08/02/09	SW846 8270C
A9G310210	008	LHC9D1AA	9218110	9213004		08/02/09	SW846 8270C
A9G310210	009	LHC9E1AA	9218110	9213004		08/02/09	SW846 8270C
A9G310210	010	LHC9G1AA	9218110	9213004		08/02/09	SW846 8270C
A9G310210	011	LHC9K1AA	9218110	9213004		08/02/09	SW846 8270C

ANALYTICAL METHODS SUMMARY

9G30230

PARAMETER	ANALYTICAL METHOD
ICP-MS (6020)	SW846 6020
Mercury in Liquid Waste (Manual Cold-Vapor)	SW846 7470A
Semivolatile Organic Compounds by GC/MS	SW846 8270C
Volatile Organics by GC/MS	SW846 8260B

References:

SW846 "Test Methods for Evaluating Solid Waste, Physical/Chemical Methods", Third Edition, November 1986 and its updates.

SAMPLE SUMMARY

9G30230 : A9G290200

WO #	SAMPLE#	CLIENT SAMPLE ID	SAMPLED DATE	SAMP TIME
LG73K	001	TB-072809	07/28/09	08:00
LG73R	002	MRC-MW08A-072809	07/28/09	11:39
LG730	003	MRC-MW52A-072809	07/28/09	13:40
LG733	004	MRC-MW53A-072809	07/28/09	14:52

NOTE(S):

- The analytical results of the samples listed above are presented on the following pages.
- All calculations are performed before rounding to avoid round-off errors in calculated results.
- Results noted as "ND" were not detected at or above the stated limit.
- This report must not be reproduced, except in full, without the written approval of the laboratory.
- Results for the following parameters are never reported on a dry weight basis: color, corrosivity, density, flashpoint, ignitability, layers, odor, paint filter test, pH, porosity pressure, reactivity, redox potential, specific gravity, spot tests, solids, solubility, temperature, viscosity, and weight.

(Continued on next page)

SAMPLE SUMMARY

9G30230 : A9G300230

WO #	SAMPLE#	CLIENT SAMPLE ID	SAMPLED DATE	SAMP TIME
LG947	001	TB-072909	07/29/09	08:00
LG949	002	MRC-MW07A-072909	07/29/09	09:57
LG95J	003	MRC-MW19A-072909	07/29/09	12:58
LG95L	004	MRC-MW02A-072909	07/29/09	15:04

NOTE(S):

- The analytical results of the samples listed above are presented on the following pages.
- All calculations are performed before rounding to avoid round-off errors in calculated results.
- Results noted as "ND" were not detected at or above the stated limit.
- This report must not be reproduced, except in full, without the written approval of the laboratory.
- Results for the following parameters are never reported on a dry weight basis: color, corrosivity, density, flashpoint, ignitability, layers, odor, paint filter test, pH, porosity pressure, reactivity, redox potential, specific gravity, spot tests, solids, solubility, temperature, viscosity, and weight.

(Continued on next page)

SAMPLE SUMMARY

9G30230 : A9G310180

WO #	SAMPLE#	CLIENT SAMPLE ID	SAMPLED DATE	SAMP TIME
LHCTW	001	TB-073009	07/30/09	08:00
LHCVA	002	MRC-MW12B-073009	07/30/09	10:44
LHCXD	003	MRC-MW12A-073009	07/30/09	13:57
LHCXE	004	MRC-MW14A-073009	07/30/09	15:20

NOTE(S):

- The analytical results of the samples listed above are presented on the following pages.
- All calculations are performed before rounding to avoid round-off errors in calculated results.
- Results noted as "ND" were not detected at or above the stated limit.
- This report must not be reproduced, except in full, without the written approval of the laboratory.
- Results for the following parameters are never reported on a dry weight basis: color, corrosivity, density, flashpoint, ignitability, layers, odor, paint filter test, pH, porosity pressure, reactivity, redox potential, specific gravity, spot tests, solids, solubility, temperature, viscosity, and weight.

(Continued on next page)

SAMPLE SUMMARY

9G30230 : A9H010115

WO #	SAMPLE#	CLIENT SAMPLE ID	SAMPLED DATE	SAMP TIME
LHEFA	001	TB-073109	07/31/09	08:00
LHEFC	002	MRC-MW17A-073109	07/31/09	09:22
LHEFE	003	MRC-MW04A-073109	07/31/09	11:09
LHEFF	004	MRC-MW23A-073109	07/31/09	13:54

NOTE(S):

- The analytical results of the samples listed above are presented on the following pages.
- All calculations are performed before rounding to avoid round-off errors in calculated results.
- Results noted as "ND" were not detected at or above the stated limit.
- This report must not be reproduced, except in full, without the written approval of the laboratory.
- Results for the following parameters are never reported on a dry weight basis: color, corrosivity, density, flashpoint, ignitability, layers, odor, paint filter test, pH, porosity pressure, reactivity, redox potential, specific gravity, spot tests, solids, solubility, temperature, viscosity, and weight.

5A

VOLATILE ORGANIC GC/MS TUNING AND MASS CALIBRATION - BROMOFLUOROBENZENE (BFB)

Lab Name: NORTH CANTON Contract:

Lab Code: TACAN Case No.: SAS No.: SDG No.: 9G30230

Lab File ID: BFB089 BFB Injection Date: 06/22/09

Instrument ID: A3UX11 BFB Injection Time: 0950

Matrix: (soil/water) WATER Level: (low/med) LOW Column: (pack/cap) CAP

m/e	ION ABUNDANCE CRITERIA	% RELATIVE ABUNDANCE
50	15.0 - 40.0% of mass 95	19.3
75	30.0 - 60.0% of mass 95	50.5
95	Base Peak, 100% relative abundance	100.0
96	5.0 - 9.0% of mass 95	6.0
173	Less than 2.0% of mass 174	0.3 (0.4)1
174	50.0 - 100.0% of mass 95	78.1
175	5.0 - 9.0% of mass 174	6.0 (7.7)1
176	Greater than 95.0%, but less than 101.0% of mass 174	75.8 (97.0)1
177	5.0 - 9.0% of mass 176	5.6 (7.4)2

1-Value is % of mass 174 2-Value is % of mass 176

THIS TUNE APPLIES TO THE FOLLOWING SAMPLES, MS, MSD, BLANKS, AND STANDARDS:

	EPA SAMPLE NO.	LAB SAMPLE ID	LAB FILE ID	DATE ANALYZED	TIME ANALYZED
01	VSTD040	200NG-IC	UXJ2404	06/22/09	1123
02	VSTD020	100NG-IC	UXJ2405	06/22/09	1146
03	VSTD010	50NG-IC	UXJ2406	06/22/09	1210
04	VSTD005	25NG-IC	UXJ2407	06/22/09	1234
05	VSTD002	10NG-IC	UXJ2408	06/22/09	1258
06	VSTD001	5NG-IC	UXJ2409	06/22/09	1321
07					
08					
09					
10					
11					
12					
13					
14					
15					
16					
17					
18					
19					
20					
21					
22					

Report Date : 23-Jun-2009 09:35

TestAmerica North Canton

INITIAL CALIBRATION DATA

Start Cal Date : 09-JUN-2009 12:04
End Cal Date : 22-JUN-2009 13:21
Quant Method : ISTD
Origin : Disabled
Target Version : 4.14
Integrator : HP RTE
Method file : \\cansvr11\dd\chem\MSV\a3ux11.i\J90622A-IC.b\8260LLUX11.m
Last Edit : 23-Jun-2009 09:32 a3ux11.i
Curve Type : Average

Calibration File Names:
Level 1: \\cansvr11\dd\chem\MSV\a3ux11.i\J90616A-IC.b\UXJ2216.D
Level 2: \\cansvr11\dd\chem\MSV\a3ux11.i\J90616A-IC.b\UXJ2215.D
Level 3: \\cansvr11\dd\chem\MSV\a3ux11.i\J90616A-IC.b\UXJ2214.D
Level 4: \\cansvr11\dd\chem\MSV\a3ux11.i\J90616A-IC.b\UXJ2213.D
Level 5: \\cansvr11\dd\chem\MSV\a3ux11.i\J90616A-IC.b\UXJ2212.D
Level 6: \\cansvr11\dd\chem\MSV\a3ux11.i\J90616A-IC.b\UXJ2211.D

	Compound	5.000 Level 1	10.000 Level 2	25.000 Level 3	50.000 Level 4	100.000 Level 5	200.000 Level 6	___ RRF	% RSD
	8 Dichlorodifluoromethane	0.39903	0.37234	0.40163	0.37217	0.36603	0.40753	0.38646	4.705
	9 Chloromethane	0.73430	0.70297	0.65286	0.63886	0.61072	0.61624	0.65933	7.493
	10 Vinyl Chloride	0.54230	0.50803	0.49195	0.48286	0.48066	0.50145	0.50121	4.532
	11 Bromomethane	0.24544	0.20432	0.20579	0.19356	0.20548	0.21577	0.21173	8.480
	12 Chloroethane	0.32156	0.27280	0.28885	0.27143	0.27963	0.28671	0.28683	6.421
	13 Trichlorofluoromethane	0.54667	0.56710	0.55669	0.54925	0.55731	0.61417	0.56520	4.430
	14 Dichlorofluoromethane	0.53634	0.51776	0.46800	0.47538	0.48661	0.50485	0.49816	5.271
	15 Acrolein	0.09536	0.09510	0.08887	0.08863	0.09052	0.09545	0.09232	3.610
	16 Acetone	0.31716	0.23860	0.20527	0.18331	0.17763	0.17566	0.21627	25.349
	17 1,1-Dichloroethene	0.42232	0.37915	0.39427	0.38738	0.38977	0.40536	0.39637	3.875
	18 Freon-113	0.26066	0.24797	0.26110	0.24481	0.26080	0.27155	0.25782	3.810
	19 Iodomethane	0.53998	0.49455	0.49298	0.48727	0.48087	0.49479	0.49841	4.225
	20 Carbon Disulfide	0.90762	0.88438	0.94918	0.95229	1.03301	1.08720	0.96895	7.950
	21 Methylene Chloride	0.61356	0.52155	0.46300	0.43521	0.42120	0.42642	0.48016	15.638
	22 Acetonitrile	0.08772	0.08272	0.07338	0.07605	0.07621	0.07734	0.07890	6.722
	23 Acrylonitrile	0.22413	0.21050	0.21124	0.21626	0.21581	0.22427	0.21704	2.774
	24 Methyl tert-butyl ether	1.36481	1.24342	1.31141	1.30014	1.31221	1.40041	1.32207	4.121
	25 trans-1,2-Dichloroethene	0.52434	0.50364	0.51212	0.49394	0.50686	0.52751	0.51140	2.494
	26 Hexane	0.08830	0.08030	0.08367	0.08394	0.08188	0.08850	0.08443	3.961
	27 Vinyl acetate	0.65493	0.67839	0.71056	0.75608	0.80306	0.87729	0.74672	11.158
	28 1,1-Dichloroethane	0.86330	0.79239	0.81868	0.79860	0.81176	0.84484	0.82159	3.341
	29 tert-Butyl Alcohol	0.03851	0.03677	0.03742	0.03946	0.03912	0.03951	0.03847	2.966
	30 2-Butanone	0.23854	0.23131	0.21996	0.22220	0.22790	0.23079	0.22845	2.949
M	31 1,2-Dichloroethene (total)	0.49432	0.45953	0.48231	0.46033	0.47854	0.48715	0.47703	2.989
	32 cis-1,2-dichloroethene	0.46430	0.41541	0.45250	0.42673	0.45022	0.44679	0.44266	4.086
	33 2,2-Dichloropropane	0.26795	0.28338	0.28131	0.29507	0.30559	0.31708	0.29173	6.112
	34 Bromochloromethane	0.19456	0.20842	0.21047	0.19738	0.20003	0.20105	0.20198	3.088
	35 Chloroform	0.74059	0.67199	0.68402	0.68016	0.69851	0.69600	0.69521	3.501

Report Date : 23-Jun-2009 09:35

TestAmerica North Canton

INITIAL CALIBRATION DATA

Start Cal Date : 09-JUN-2009 12:04
End Cal Date : 22-JUN-2009 13:21
Quant Method : ISTD
Origin : Disabled
Target Version : 4.14
Integrator : HP RTE
Method file : \\cansvr11\dd\chem\MSV\a3ux11.i\J90622A-IC.b\8260LLUX11.m
Last Edit : 23-Jun-2009 09:32 a3ux11.i
Curve Type : Average

	Compound	5.000 Level 1	10.000 Level 2	25.000 Level 3	50.000 Level 4	100.000 Level 5	200.000 Level 6	RRF	% RSD	
	36 Tetrahydrofuran	0.16411	0.15128	0.15532	0.13759	0.14548	0.14359	0.14956	6.296	
	37 1,1,1-Trichloroethane	0.43436	0.40189	0.46560	0.45776	0.47582	0.47898	0.45240	6.508	
	38 1,1-Dichloropropene	0.50500	0.52710	0.56774	0.54698	0.56106	0.57695	0.54747	4.958	
	39 Carbon Tetrachloride	0.34010	0.33953	0.35448	0.35664	0.39524	0.41046	0.36608	8.124	
	40 1,2-Dichloroethane	0.52082	0.50348	0.52609	0.51765	0.52573	0.53667	0.52174	2.115	
	41 Benzene	1.84318	1.81925	1.83855	1.74007	1.81295	1.88704	1.82351	2.657	
	42 Trichloroethene	0.38404	0.37949	0.38738	0.37418	0.38505	0.38387	0.38234	1.242	
	43 1,2-Dichloropropane	0.43992	0.41203	0.42892	0.41292	0.42771	0.42966	0.42519	2.535	
	44 1,4-Dioxane	0.00323	0.00295	0.00305	0.00314	0.00357	0.00331	0.00321	6.821	<-
	45 Dibromomethane	0.21269	0.20812	0.21912	0.21240	0.22138	0.21464	0.21472	2.251	
	46 Bromodichloromethane	0.33442	0.34170	0.38343	0.39897	0.43777	0.45317	0.39158	12.407	
	47 2-Chloroethyl vinyl ether	0.13150	0.13949	0.14775	0.15301	0.16282	0.17050	0.15085	9.594	
	48 cis-1,3-Dichloropropene	0.31670	0.34956	0.43992	0.47671	0.54994	0.59042	0.45387	23.788	
	49 4-Methyl-2-pentanone	0.31432	0.33709	0.35747	0.36165	0.38817	0.39479	0.35891	8.467	
	50 Toluene	2.69282	2.59949	2.63202	2.55520	2.67770	2.88805	2.67421	4.348	
	51 trans-1,3-Dichloropropene	0.30689	0.40217	0.51185	0.60341	0.71146	0.79823	0.55567	33.452	
	52 Ethyl Methacrylate	0.64450	0.63037	0.75385	0.75919	0.84732	0.87413	0.75156	13.360	
	53 1,1,2-Trichloroethane	0.50783	0.52479	0.52293	0.48109	0.49615	0.51085	0.50727	3.268	
	54 1,3-Dichloropropane	1.03316	0.92814	0.95211	0.92041	0.96778	0.99018	0.96530	4.346	
	55 Tetrachloroethene	0.40752	0.41485	0.43271	0.39592	0.40345	0.41731	0.41196	3.103	
	56 2-Hexanone	0.33102	0.34284	0.35347	0.36911	0.39295	0.41164	0.36684	8.386	
	57 Dibromochloromethane	0.21837	0.23713	0.31055	0.35594	0.42679	0.48260	0.33856	30.795	
	58 1,2-Dibromoethane	0.43654	0.42987	0.46030	0.45142	0.47094	0.48070	0.45496	4.316	
	59 Chlorobenzene	1.57310	1.37610	1.47359	1.38637	1.46596	1.51213	1.46454	5.116	
	60 1,1,1,2-Tetrachloroethane	0.38152	0.39481	0.41114	0.42646	0.46295	0.48073	0.42627	9.105	
	61 Ethylbenzene	0.77835	0.78486	0.76644	0.76383	0.79269	0.81070	0.78281	2.233	
	62 m + p-Xylene	0.88595	0.91177	0.93821	0.91782	0.97780	1.04897	0.94675	6.203	
M	63 Xylenes (total)	0.87093	0.89221	0.92590	0.90183	0.95948	1.01276	0.92719	5.583	
	64 Xylene-o	0.84091	0.85311	0.90128	0.86987	0.92283	0.94034	0.88806	4.474	
	65 Styrene	1.35334	1.35696	1.50329	1.49927	1.59936	1.70009	1.50205	9.024	
	66 Bromoform	0.06986	0.06841	0.11736	0.14260	0.19481	0.24213	0.13920	49.767	<-
	67 Isopropylbenzene	1.87367	1.78916	1.98438	1.93253	2.07491	2.15671	1.96856	6.794	
	68 1,1,2,2-Tetrachloroethane	1.50029	1.42452	1.48820	1.44505	1.43529	1.49661	1.46499	2.305	
	69 1,4-Dichloro-2-butene	0.01438	0.03374	0.08989	0.11179	0.17266	0.29647	0.11982	86.318	<-
	70 1,2,3-Trichloropropane	0.38129	0.42054	0.42562	0.43065	0.43383	0.42070	0.41877	4.564	
	71 Bromobenzene	1.18253	1.22523	1.39233	1.29609	1.31683	1.38902	1.30034	6.538	

Report Date : 23-Jun-2009 09:35

TestAmerica North Canton

INITIAL CALIBRATION DATA

Start Cal Date : 09-JUN-2009 12:04
End Cal Date : 22-JUN-2009 13:21
Quant Method : ISTD
Origin : Disabled
Target Version : 4.14
Integrator : HP RTE
Method file : \\cansvr11\dd\chem\MSV\a3ux11.i\J90622A-IC.b\8260LLUX11.m
Last Edit : 23-Jun-2009 09:32 a3ux11.i
Curve Type : Average

Compound	5.000 Level 1	10.000 Level 2	25.000 Level 3	50.000 Level 4	100.000 Level 5	200.000 Level 6	RRF	% RSD	
72 n-Propylbenzene	1.20801	1.18179	1.37266	1.27259	1.30798	1.39472	1.28962	6.657	
73 2-Chlorotoluene	1.21494	1.12352	1.25624	1.18128	1.19579	1.25318	1.20416	4.124	
74 1,3,5-Trimethylbenzene	3.48286	3.23288	3.74031	3.59625	3.66130	3.91377	3.60456	6.450	
75 4-Chlorotoluene	1.18939	1.18580	1.20729	1.22853	1.20894	1.27240	1.21539	2.623	
76 tert-Butylbenzene	2.57031	2.62357	2.89197	2.85827	2.90633	3.01372	2.81069	6.204	
77 1,2,4-Trimethylbenzene	3.19169	3.22537	3.67797	3.54331	3.65024	3.79973	3.51472	7.143	
78 sec-Butylbenzene	3.36376	3.26870	3.82701	3.62936	3.79670	3.87259	3.62635	7.050	
79 4-Isopropyltoluene	2.66416	2.67530	2.93905	2.84844	2.96290	2.98726	2.84619	5.079	
80 1,3-Dichlorobenzene	1.87449	1.85185	1.96319	1.84761	1.85532	1.88922	1.88028	2.316	
81 1,4-Dichlorobenzene	2.17769	1.93817	2.03793	1.88520	1.91793	1.89297	1.97498	5.749	
82 n-Butylbenzene	2.13236	1.97979	2.25337	2.15270	2.22324	2.23269	2.16236	4.683	
83 1,2-Dichlorobenzene	1.76930	1.59829	1.71560	1.62084	1.60136	1.58208	1.64791	4.623	
84 1,2-Dibromo-3-chloropropane	0.07142	0.08096	0.09125	0.08763	0.11515	0.12386	0.09505	21.358	
85 1,2,4-Trichlorobenzene	0.66791	0.64403	0.64242	0.58621	0.64156	0.64684	0.63816	4.276	
86 Hexachlorobutadiene	0.29738	0.32999	0.29473	0.28455	0.28039	0.27511	0.29369	6.704	
87 Naphthalene	1.98511	1.68749	1.82446	1.79834	1.98290	2.02672	1.88417	7.115	
88 1,2,3-Trichlorobenzene	0.64424	0.58422	0.63986	0.57255	0.61035	0.61750	0.61145	4.726	
89 Ethyl Ether	0.53811	0.51534	0.48850	0.45326	0.49761	0.49746	0.49838	5.676	
90 Ethanol	+++++	+++++	+++++	+++++	+++++	+++++	+++++	+++++	<-
91 3-Chloropropene	0.20283	0.19154	0.22167	0.22205	0.23921	0.16686	0.20736	12.475	
92 Isopropyl Ether	0.36975	0.37491	0.36939	0.36149	0.42590	0.44465	0.39102	8.965	
93 2-Chloro-1,3-butadiene	0.50442	0.55042	0.55060	0.51764	0.58267	0.60271	0.55141	6.766	
94 Propionitrile	0.05792	0.05778	0.05875	0.05692	0.05992	0.06001	0.05855	2.119	
95 Ethyl Acetate	0.44349	0.41626	0.40599	0.39570	0.44052	0.45511	0.42618	5.530	
96 Methacrylonitrile	0.30388	0.29132	0.27434	0.26958	0.29311	0.29049	0.28712	4.452	
97 Isobutanol	0.01386	0.01455	0.01493	0.01727	0.02009	0.01953	0.01670	15.979	
98 Cyclohexane	0.68078	0.67019	0.70785	0.67756	0.71596	0.73461	0.69782	3.652	
99 n-Butanol	0.00880	0.00798	0.00939	0.01072	0.01415	0.01407	0.01085	24.687	<-
100 Methyl Methacrylate	0.31351	0.32140	0.33222	0.32356	0.35193	0.37245	0.33584	6.618	
101 2-Nitropropane	0.03868	0.04329	0.04911	0.05498	0.06203	0.07289	0.05350	23.557	
102 Chloropicrin	+++++	+++++	+++++	+++++	+++++	+++++	+++++	+++++	<-
103 Cyclohexanone	+++++	+++++	+++++	+++++	+++++	+++++	+++++	+++++	
104 Pentachloroethane	+++++	+++++	+++++	+++++	+++++	+++++	+++++	+++++	<-
105 Benzyl Chloride	+++++	+++++	+++++	+++++	+++++	+++++	+++++	+++++	<-
134 Thiophene	+++++	+++++	+++++	+++++	+++++	+++++	+++++	+++++	<-
135 Crotononitrile(1st Isomer)	+++++	+++++	+++++	+++++	+++++	+++++	+++++	+++++	<-

Report Date : 23-Jun-2009 09:35

TestAmerica North Canton

INITIAL CALIBRATION DATA

Start Cal Date : 09-JUN-2009 12:04
End Cal Date : 22-JUN-2009 13:21
Quant Method : ISTD
Origin : Disabled
Target Version : 4.14
Integrator : HP RTE
Method file : \\cansvr11\dd\chem\MSV\a3ux11.i\J90622A-IC.b\8260LLUX11.m
Last Edit : 23-Jun-2009 09:32 a3ux11.i
Curve Type : Average

	Compound	5.000 Level 1	10.000 Level 2	25.000 Level 3	50.000 Level 4	100.000 Level 5	200.000 Level 6	RRF	% RSD	
	136 Crotononitrile(2nd Isomer)	+++++	+++++	+++++	+++++	+++++	+++++	+++++	+++++	<-
M	137 Total Crotononitrile	+++++	+++++	+++++	+++++	+++++	+++++	+++++	+++++	<-
	138 Paraldehyde	+++++	+++++	+++++	+++++	+++++	+++++	+++++	+++++	<-
	139 3,3,5-Trimethylcyclohexanone	+++++	+++++	+++++	+++++	+++++	+++++	+++++	+++++	<-
	140 1-Chlorohexane	+++++	+++++	+++++	+++++	+++++	+++++	+++++	+++++	<-
	141 1,3,5-Trichlorobenzene	0.67315	0.67086	0.69824	0.65993	0.66538	0.70151	0.67818	2.573	
	143 Methyl Acetate	0.61965	0.57529	0.53933	0.53664	0.53337	0.55836	0.56044	5.905	
	144 Methylcyclohexane	0.50572	0.47106	0.52059	0.50960	0.54303	0.54135	0.51522	5.177	
	145 Dimethoxymethane	+++++	+++++	+++++	+++++	+++++	+++++	+++++	+++++	<-
	146 2-Methylnaphthalene	1.11726	1.06661	0.93978	0.97052	1.11855	1.06987	1.04710	7.186	
	147 Tetrahydrothiophene	+++++	+++++	+++++	+++++	+++++	+++++	+++++	+++++	<-
	148 1,4-Dichlorobutane	+++++	+++++	+++++	+++++	+++++	+++++	+++++	+++++	<-
	149 Ethyl Acrylate	+++++	+++++	+++++	+++++	+++++	+++++	+++++	+++++	<-
	150 Vinyl Acetate-86	0.06130	0.06607	0.06159	0.06859	0.07245	0.07626	0.06771	8.803	
	151 1,3-Butadiene	+++++	+++++	+++++	+++++	+++++	+++++	+++++	+++++	<-
	152 n-Heptane	+++++	+++++	+++++	+++++	+++++	+++++	+++++	+++++	<-
	155 t-Butyl ethyl ether	0.94557	0.87234	0.89205	0.84351	1.00564	1.06476	0.93731	9.059	
	156 t-Amyl methyl ether	0.75671	0.73006	0.72914	0.70769	0.82038	0.86485	0.76814	7.991	
	157 1,2,3-Trimethylbenzene	3.07664	3.06877	3.06366	3.06631	3.53762	3.70781	3.25347	8.946	
$	4 Dibromofluoromethane	0.32669	0.35052	0.33522	0.34118	0.33679	0.35185	0.34038	2.824	
$	5 1,2-Dichloroethane-d4	0.46569	0.41639	0.42899	0.45446	0.44227	0.42532	0.43886	4.275	
$	6 Toluene-d8	2.18920	2.13622	2.04046	2.14540	2.14582	2.28121	2.15638	3.636	
$	7 Bromofluorobenzene	0.61046	0.55167	0.55274	0.56036	0.56902	0.55881	0.56718	3.896	

5A

VOLATILE ORGANIC GC/MS TUNING AND MASS CALIBRATION - BROMOFLUOROBENZENE (BFB)

Lab Name: NORTH CANTON Contract:

Lab Code: TACAN Case No.: SAS No.: SDG No.: 9G30230

Lab File ID: BFB132 BFB Injection Date: 08/03/09

Instrument ID: A3UX11 BFB Injection Time: 0915

Matrix: (soil/water) WATER Level: (low/med) LOW Column: (pack/cap) CAP

m/e	ION ABUNDANCE CRITERIA	% RELATIVE ABUNDANCE
50	15.0 - 40.0% of mass 95	18.1
75	30.0 - 60.0% of mass 95	48.7
95	Base Peak, 100% relative abundance	100.0
96	5.0 - 9.0% of mass 95	6.7
173	Less than 2.0% of mass 174	0.4 (0.4)1
174	50.0 - 100.0% of mass 95	83.6
175	5.0 - 9.0% of mass 174	6.0 (7.2)1
176	Greater than 95.0%, but less than 101.0% of mass 174	81.3 (97.2)1
177	5.0 - 9.0% of mass 176	4.7 (5.8)2

1-Value is % of mass 174 2-Value is % of mass 176

THIS TUNE APPLIES TO THE FOLLOWING SAMPLES, MS, MSD, BLANKS, AND STANDARDS:

	EPA SAMPLE NO.	LAB SAMPLE ID	LAB FILE ID	DATE ANALYZED	TIME ANALYZED
01	VSTD010	50NG-CC	UXJ3601	08/03/09	0940
02	VSTD010	50NG-A9CC	UXJ3602	08/03/09	1004
03	LHG63-CHK	LHG631AC	UXJ3603	08/03/09	1027
04	LHG63-CKDUP	LHG631AD	UXJ3604	08/03/09	1051
05	LHG63-BLK	LHG631AA	UXJ3605	08/03/09	1115
06	TB-072809	LG73K1AA	UXJ3617	08/03/09	1600
07	MRC-MW08A-07	LG73R1AA	UXJ3618	08/03/09	1624
08	MRC-MW53A-07	LG7331AM	UXJ3619	08/03/09	1647
09	MRC-MW53A-07	LG733	UXJ3626	08/03/09	1933
10	MRC-MW53A-07	LG733	UXJ3627	08/03/09	1956
11					
12					
13					
14					
15					
16					
17					
18					
19					
20					
21					
22					

Data File: \\cansvr11\dd\chem\MSV\a3ux11.i\J90803A.b\UXJ3601.D
Report Date: 03-Aug-2009 10:44

TestAmerica North Canton

CONTINUING CALIBRATION COMPOUNDS

Instrument ID: a3ux11.i Injection Date: 03-AUG-2009 09:40
Lab File ID: UXJ3601.D Init. Cal. Date(s): 09-JUN-2009 22-JUN-2009
Analysis Type: WATER Init. Cal. Times: 12:04 13:21
Lab Sample ID: 50NG-CC Quant Type: ISTD
Method: \\cansvr11\dd\chem\MSV\a3ux11.i\J90803A.b\8260LLUX11.m

COMPOUND	RRF / AMOUNT	RF50	CCAL RRF50	MIN RRF	%D / %DRIFT	MAX %D / %DRIFT	CURVE TYPE	
$ 4 Dibromofluoromethane	0.34038	0.33538	0.33538	0.010	1.46689	50.00000	Averaged	
$ 5 1,2-Dichloroethane-d4	0.43886	0.38675	0.38675	0.010	11.87361	50.00000	Averaged	
$ 6 Toluene-d8	2.15638	1.97982	1.97982	0.010	8.18816	50.00000	Averaged	
$ 7 Bromofluorobenzene	0.56718	0.54621	0.54621	0.010	3.69611	50.00000	Averaged	
8 Dichlorodifluoromethane	0.38646	0.46309	0.46309	0.010	-19.83080	50.00000	Averaged	
9 Chloromethane	0.65933	0.61958	0.61958	0.100	6.02863	50.00000	Averaged	
10 Vinyl Chloride	0.50121	0.59252	0.59252	0.010	-18.21901	20.00000	Averaged	
11 Bromomethane	0.21173	0.24670	0.24670	0.010	-16.51908	50.00000	Averaged	
12 Chloroethane	0.28683	0.38548	0.38548	0.010	-34.39170	50.00000	Averaged	
13 Trichlorofluoromethane	0.56520	0.75517	0.75517	0.010	-33.61150	50.00000	Averaged	
15 Acrolein	0.09232	0.05930	0.05930	0.010	35.76888	50.00000	Averaged	
16 Acetone	100	84.90967	0.15993	0.010	15.09033	0.000e+000	Wt Linear	
17 1,1-Dichloroethene	0.39637	0.46871	0.46871	0.010	-18.24885	20.00000	Averaged	
18 Freon-113	0.25782	0.34508	0.34508	0.010	-33.84771	50.00000	Averaged	
19 Iodomethane	0.49841	0.63260	0.63260	0.010	-26.92550	50.00000	Averaged	
20 Carbon Disulfide	0.96895	1.20684	1.20684	0.010	-24.55127	50.00000	Averaged	
21 Methylene Chloride	50.00000	60.72554	0.52772	0.010	-21.45109	0.000e+000	Wt Linear	
22 Acetonitrile	0.07890	0.06611	0.06611	0.010	16.21340	50.00000	Averaged	
23 Acrylonitrile	0.21704	0.19327	0.19327	0.010	10.94916	50.00000	Averaged	
24 Methyl tert-butyl ether	1.32207	1.18164	1.18164	0.010	10.62156	50.00000	Averaged	
25 trans-1,2-Dichloroethene	0.51140	0.51492	0.51492	0.010	-0.68728	50.00000	Averaged	
26 Hexane	0.08443	0.09278	0.09278	0.010	-9.88331	20.00000	Averaged	
27 Vinyl acetate	0.74672	0.47583	0.47583	0.010	36.27755	50.00000	Averaged	
28 1,1-Dichloroethane	0.82159	0.82554	0.82554	0.100	-0.47983	50.00000	Averaged	
29 tert-Butyl Alcohol	0.03847	0.03272	0.03272	0.010	14.92892	50.00000	Averaged	
30 2-Butanone	0.22845	0.19111	0.19111	0.010	16.34730	50.00000	Averaged	
M 31 1,2-Dichloroethene (total)	0.47703	0.48086	0.48086	0.010	-0.80304	50.00000	Averaged	
32 cis-1,2-dichloroethene	0.44266	0.44681	0.44681	0.010	-0.93678	50.00000	Averaged	
33 2,2-Dichloropropane	0.29173	0.36725	0.36725	0.010	-25.88776	50.00000	Averaged	
34 Bromochloromethane	0.20198	0.20397	0.20397	0.010	-0.98320	50.00000	Averaged	
35 Chloroform	0.69521	0.71845	0.71845	0.010	-3.34238	20.00000	Averaged	
36 Tetrahydrofuran	0.14956	0.11410	0.11410	0.010	23.71146	50.00000	Averaged	
37 1,1,1-Trichloroethane	0.45240	0.51519	0.51519	0.010	-13.87890	50.00000	Averaged	
38 1,1-Dichloropropene	0.54747	0.56107	0.56107	0.010	-2.48389	50.00000	Averaged	
39 Carbon Tetrachloride	0.36608	0.43190	0.43190	0.010	-17.98124	50.00000	Averaged	
40 1,2-Dichloroethane	0.52174	0.52865	0.52865	0.010	-1.32512	50.00000	Averaged	
41 Benzene	1.82351	1.76070	1.76070	0.010	3.44396	50.00000	Averaged	
42 Trichloroethene	0.38234	0.39719	0.39719	0.010	-3.88524	50.00000	Averaged	
43 1,2-Dichloropropane	0.42519	0.40945	0.40945	0.010	3.70261	20.00000	Averaged	
44 1,4-Dioxane	0.00321	0.00271	0.00271	0.010	15.49262	50.00000	Averaged	<-
45 Dibromomethane	0.21472	0.21957	0.21957	0.010	-2.25909	50.00000	Averaged	
46 Bromodichloromethane	0.39158	0.41803	0.41803	0.010	-6.75407	50.00000	Averaged	
47 2-Chloroethyl vinyl ether	0.15085	0.12499	0.12499	0.010	17.14154	50.00000	Averaged	

Data File: \\cansvr11\dd\chem\MSV\a3ux11.i\J90803A.b\UXJ3601.D
Report Date: 03-Aug-2009 10:44

TestAmerica North Canton

CONTINUING CALIBRATION COMPOUNDS

Instrument ID: a3ux11.i Injection Date: 03-AUG-2009 09:40
Lab File ID: UXJ3601.D Init. Cal. Date(s): 09-JUN-2009 22-JUN-2009
Analysis Type: WATER Init. Cal. Times: 12:04 13:21
Lab Sample ID: 50NG-CC Quant Type: ISTD
Method: \\cansvr11\dd\chem\MSV\a3ux11.i\J90803A.b\8260LLUX11.m

COMPOUND	RRF / AMOUNT	RF50	CCAL RRF50	MIN RRF	%D / %DRIFT	MAX %D / %DRIFT	CURVE TYPE
48 cis-1,3-Dichloropropene	50.00000	46.76867	0.50160	0.010	6.46265	0.000e+000	Wt Linear
49 4-Methyl-2-pentanone	0.35891	0.30142	0.30142	0.010	16.01796	50.00000	Averaged
50 Toluene	2.67421	2.61202	2.61202	0.010	2.32569	20.00000	Averaged
51 trans-1,3-Dichloropropene	50.00000	47.92924	0.67307	0.010	4.14152	0.000e+000	Wt Linear
52 Ethyl Methacrylate	0.75156	0.65996	0.65996	0.010	12.18853	50.00000	Averaged
53 1,1,2-Trichloroethane	0.50727	0.51133	0.51133	0.010	-0.79970	50.00000	Averaged
54 1,3-Dichloropropane	0.96530	0.90246	0.90246	0.010	6.50935	50.00000	Averaged
55 Tetrachloroethene	0.41196	0.44719	0.44719	0.010	-8.55308	50.00000	Averaged
56 2-Hexanone	0.36684	0.31318	0.31318	0.010	14.62728	50.00000	Averaged
57 Dibromochloromethane	50.00000	57.23241	0.44258	0.010	-14.46482	0.000e+000	Quadratic
58 1,2-Dibromoethane	0.45496	0.43908	0.43908	0.010	3.49041	50.00000	Averaged
59 Chlorobenzene	1.46454	1.46200	1.46200	0.300	0.17322	50.00000	Averaged
60 1,1,1,2-Tetrachloroethane	0.42627	0.50720	0.50720	0.010	-18.98551	50.00000	Averaged
61 Ethylbenzene	0.78281	0.77654	0.77654	0.010	0.80053	20.00000	Averaged
62 m + p-Xylene	0.94675	0.98617	0.98617	0.010	-4.16313	50.00000	Averaged
M 63 Xylenes (total)	0.92719	0.95495	0.95495	0.010	-2.99494	50.00000	Averaged
64 Xylene-o	0.88806	0.89253	0.89253	0.010	-0.50413	50.00000	Averaged
65 Styrene	1.50205	1.54055	1.54055	0.010	-2.56315	50.00000	Averaged
66 Bromoform	50.00000	64.37119	0.22068	0.100	-28.74238	0.000e+000	Quadratic
67 Isopropylbenzene	1.96856	2.09714	2.09714	0.010	-6.53159	50.00000	Averaged
68 1,1,2,2-Tetrachloroethane	1.46499	1.17165	1.17165	0.300	20.02354	50.00000	Averaged
69 1,4-Dichloro-2-butene	50.00000	70.20555	0.21050	0.010	-40.41109	.000e+000	Quadratic
70 1,2,3-Trichloropropane	0.41877	0.34913	0.34913	0.010	16.63011	50.00000	Averaged
71 Bromobenzene	1.30034	1.18605	1.18605	0.010	8.78924	50.00000	Averaged
72 n-Propylbenzene	1.28962	1.21532	1.21532	0.010	5.76181	50.00000	Averaged
73 2-Chlorotoluene	1.20416	1.08639	1.08639	0.010	9.78005	50.00000	Averaged
74 1,3,5-Trimethylbenzene	3.60456	3.35575	3.35575	0.010	6.90263	50.00000	Averaged
75 4-Chlorotoluene	1.21539	1.14851	1.14851	0.010	5.50299	50.00000	Averaged
76 tert-Butylbenzene	2.81069	2.66801	2.66801	0.010	5.07651	50.00000	Averaged
77 1,2,4-Trimethylbenzene	3.51472	3.36876	3.36876	0.010	4.15269	50.00000	Averaged
78 sec-Butylbenzene	3.62635	3.57604	3.57604	0.010	1.38749	50.00000	Averaged
79 4-Isopropyltoluene	2.84619	2.87527	2.87527	0.010	-1.02169	50.00000	Averaged
80 1,3-Dichlorobenzene	1.88028	1.94964	1.94964	0.010	-3.68868	50.00000	Averaged
81 1,4-Dichlorobenzene	1.97498	1.94409	1.94409	0.010	1.56390	50.00000	Averaged
82 n-Butylbenzene	2.16236	2.21759	2.21759	0.010	-2.55427	50.00000	Averaged
83 1,2-Dichlorobenzene	1.64791	1.68609	1.68609	0.010	-2.31717	50.00000	Averaged
84 1,2-Dibromo-3-chloropropane	50.00000	44.50202	0.08971	0.010	10.99595	0.000e+000	Quadratic
85 1,2,4-Trichlorobenzene	0.63816	0.48414	0.48414	0.010	24.13516	50.00000	Averaged
86 Hexachlorobutadiene	0.29369	0.26272	0.26272	0.010	10.54611	50.00000	Averaged
87 Naphthalene	1.88417	1.19149	1.19149	0.010	36.76316	50.00000	Averaged
88 1,2,3-Trichlorobenzene	0.61145	0.48746	0.48746	0.010	20.27848	50.00000	Averaged
98 Cyclohexane	0.69782	0.69967	0.69967	0.010	-0.26505	50.00000	Averaged
143 Methyl Acetate	0.56044	0.50092	0.50092	0.010	10.61964	50.00000	Averaged

Data File: \\cansvr11\dd\chem\MSV\a3ux11.i\J90803A.b\UXJ3601.D
Report Date: 03-Aug-2009 10:44

TestAmerica North Canton

CONTINUING CALIBRATION COMPOUNDS

Instrument ID: a3ux11.i Injection Date: 03-AUG-2009 09:40
Lab File ID: UXJ3601.D Init. Cal. Date(s): 09-JUN-2009 22-JUN-2009
Analysis Type: WATER Init. Cal. Times: 12:04 13:21
Lab Sample ID: 50NG-CC Quant Type: ISTD
Method: \\cansvr11\dd\chem\MSV\a3ux11.i\J90803A.b\8260LLUX11.m

COMPOUND	RRF / AMOUNT	RF50	CCAL RRF50	MIN RRF	%D / %DRIFT	MAX %D / %DRIFT	CURVE TYPE
144 Methylcyclohexane	0.51522	0.55348	0.55348	0.010	-7.42555	50.00000	Averaged
141 1,3,5-Trichlorobenzene	0.67818	0.61658	0.61658	0.010	9.08313	50.00000	Averaged
150 Vinyl Acetate-86	0.06771	0.04382	0.04382	0.010	35.27864	50.00000	Averaged

5A

VOLATILE ORGANIC GC/MS TUNING AND MASS CALIBRATION - BROMOFLUOROBENZENE (BFB)

Lab Name: NORTH CANTON Contract:

Lab Code: TACAN Case No.: SAS No.: SDG No.: 9G30230

Lab File ID: BFB134 BFB Injection Date: 08/05/09

Instrument ID: A3UX11 BFB Injection Time: 0855

Matrix: (soil/water) WATER Level: (low/med) LOW Column: (pack/cap) CAP

m/e	ION ABUNDANCE CRITERIA	% RELATIVE ABUNDANCE
50	15.0 - 40.0% of mass 95	19.5
75	30.0 - 60.0% of mass 95	50.7
95	Base Peak, 100% relative abundance	100.0
96	5.0 - 9.0% of mass 95	6.6
173	Less than 2.0% of mass 174	0.2 (0.2)1
174	50.0 - 100.0% of mass 95	82.5
175	5.0 - 9.0% of mass 174	6.4 (7.8)1
176	Greater than 95.0%, but less than 101.0% of mass 174	79.8 (96.8)1
177	5.0 - 9.0% of mass 176	5.2 (6.5)2

1-Value is % of mass 174 2-Value is % of mass 176

THIS TUNE APPLIES TO THE FOLLOWING SAMPLES, MS, MSD, BLANKS, AND STANDARDS:

	EPA SAMPLE NO.	LAB SAMPLE ID	LAB FILE ID	DATE ANALYZED	TIME ANALYZED
01	VSTD010	50NG-A9CC	UXJ3657	08/05/09	0944
02	VSTD010	50NG-CC	UXJ3658	08/05/09	1008
03	LHL6RCHK	LHL6R1AC	UXJ3659	08/05/09	1032
04	LHL6RBLK	LHL6R1AA	UXJ3660	08/05/09	1056
05	LHL6RCKDUP	LHL6R1AD	UXJ3661	08/05/09	1120
06	TB-072909	LG9471AA	UXJ3676	08/05/09	1716
07	MRC-MW07A-07	LG9491AA	UXJ3677	08/05/09	1739
08	MRC-MW19A-07	LG95J1AM	UXJ3678	08/05/09	1803
09					
10					
11					
12					
13					
14					
15					
16					
17					
18					
19					
20					
21					
22					

Data File: \\cansvr11\dd\chem\MSV\a3ux11.i\J90805A.b\UXJ3658.D
Report Date: 05-Aug-2009 10:24

TestAmerica North Canton

CONTINUING CALIBRATION COMPOUNDS

Instrument ID: a3ux11.i Injection Date: 05-AUG-2009 10:08
Lab File ID: UXJ3658.D Init. Cal. Date(s): 09-JUN-2009 22-JUN-2009
Analysis Type: WATER Init. Cal. Times: 12:04 13:21
Lab Sample ID: 50NG-CC Quant Type: ISTD
Method: \\cansvr11\dd\chem\MSV\a3ux11.i\J90805A.b\8260LLUX11.m

COMPOUND	RRF / AMOUNT	RF50	CCAL RRF50	MIN RRF	%D / %DRIFT	MAX %D / %DRIFT	CURVE TYPE	
$ 4 Dibromofluoromethane	0.34038	0.32772	0.32772	0.010	3.71911	50.00000	Averaged	
$ 5 1,2-Dichloroethane-d4	0.43886	0.38409	0.38409	0.010	12.47864	50.00000	Averaged	
$ 6 Toluene-d8	2.15638	1.92463	1.92463	0.010	10.74755	50.00000	Averaged	
$ 7 Bromofluorobenzene	0.56718	0.51201	0.51201	0.010	9.72646	50.00000	Averaged	
8 Dichlorodifluoromethane	0.38646	0.36504	0.36504	0.010	5.54158	50.00000	Averaged	
9 Chloromethane	0.65933	0.51985	0.51985	0.100	21.15376	50.00000	Averaged	
10 Vinyl Chloride	0.50121	0.52409	0.52409	0.010	-4.56531	20.00000	Averaged	
11 Bromomethane	0.21173	0.23683	0.23683	0.010	-11.85911	50.00000	Averaged	
12 Chloroethane	0.28683	0.35739	0.35739	0.010	-24.60042	50.00000	Averaged	
13 Trichlorofluoromethane	0.56520	0.62653	0.62653	0.010	-10.85031	50.00000	Averaged	
15 Acrolein	0.09232	0.09157	0.09157	0.010	0.81186	50.00000	Averaged	
16 Acetone	100	90.21650	0.16903	0.010	9.78350	0.000e+000	Wt Linear	
17 1,1-Dichloroethene	0.39637	0.43308	0.43308	0.010	-9.26098	20.00000	Averaged	
18 Freon-113	0.25782	0.29026	0.29026	0.010	-12.58488	50.00000	Averaged	
19 Iodomethane	0.49841	0.65810	0.65810	0.010	-32.04089	50.00000	Averaged	
20 Carbon Disulfide	0.96895	1.05713	1.05713	0.010	-9.10121	50.00000	Averaged	
21 Methylene Chloride	50.00000	55.35099	0.48277	0.010	-10.70199	0.000e+000	Wt Linear	
22 Acetonitrile	0.07890	0.06355	0.06355	0.010	19.45776	50.00000	Averaged	
23 Acrylonitrile	0.21704	0.19558	0.19558	0.010	9.88738	50.00000	Averaged	
24 Methyl tert-butyl ether	1.32207	1.15007	1.15007	0.010	13.00936	50.00000	Averaged	
25 trans-1,2-Dichloroethene	0.51140	0.48729	0.48729	0.010	4.71470	50.00000	Averaged	
26 Hexane	0.08443	0.07866	0.07866	0.010	6.84064	20.00000	Averaged	
27 Vinyl acetate	0.74672	0.76015	0.76015	0.010	-1.79868	50.00000	Averaged	
28 1,1-Dichloroethane	0.82159	0.77763	0.77763	0.100	5.35151	50.00000	Averaged	
29 tert-Butyl Alcohol	0.03847	0.03435	0.03435	0.010	10.69542	50.00000	Averaged	
30 2-Butanone	0.22845	0.20279	0.20279	0.010	11.23145	50.00000	Averaged	
M 31 1,2-Dichloroethene (total)	0.47703	0.45678	0.45678	0.010	4.24420	50.00000	Averaged	
32 cis-1,2-dichloroethene	0.44266	0.42628	0.42628	0.010	3.70094	50.00000	Averaged	
33 2,2-Dichloropropane	0.29173	0.31339	0.31339	0.010	-7.42421	50.00000	Averaged	
34 Bromochloromethane	0.20198	0.21070	0.21070	0.010	-4.31392	50.00000	Averaged	
35 Chloroform	0.69521	0.68822	0.68822	0.010	1.00580	20.00000	Averaged	
36 Tetrahydrofuran	0.14956	0.12737	0.12737	0.010	14.83584	50.00000	Averaged	
37 1,1,1-Trichloroethane	0.45240	0.48225	0.48225	0.010	-6.59774	50.00000	Averaged	
38 1,1-Dichloropropene	0.54747	0.55013	0.55013	0.010	-0.48526	50.00000	Averaged	
39 Carbon Tetrachloride	0.36608	0.40401	0.40401	0.010	-10.36159	50.00000	Averaged	
40 1,2-Dichloroethane	0.52174	0.54131	0.54131	0.010	-3.75177	50.00000	Averaged	
41 Benzene	1.82351	1.76921	1.76921	0.010	2.97733	50.00000	Averaged	
42 Trichloroethene	0.38234	0.40155	0.40155	0.010	-5.02449	50.00000	Averaged	
43 1,2-Dichloropropane	0.42519	0.41506	0.41506	0.010	2.38316	20.00000	Averaged	
44 1,4-Dioxane	0.00321	0.00293	0.00293	0.010	8.51755	50.00000	Averaged	<-
45 Dibromomethane	0.21472	0.22011	0.22011	0.010	-2.50869	50.00000	Averaged	
46 Bromodichloromethane	0.39158	0.39128	0.39128	0.010	0.07578	50.00000	Averaged	
47 2-Chloroethyl vinyl ether	0.15085	0.15735	0.15735	0.010	-4.30945	50.00000	Averaged	

Data File: \\cansvr11\dd\chem\MSV\a3ux11.i\J90805A.b\UXJ3658.D
Report Date: 05-Aug-2009 10:24

TestAmerica North Canton

CONTINUING CALIBRATION COMPOUNDS

Instrument ID: a3ux11.i Injection Date: 05-AUG-2009 10:08
Lab File ID: UXJ3658.D Init. Cal. Date(s): 09-JUN-2009 22-JUN-2009
Analysis Type: WATER Init. Cal. Times: 12:04 13:21
Lab Sample ID: 50NG-CC Quant Type: ISTD
Method: \\cansvr11\dd\chem\MSV\a3ux11.i\J90805A.b\8260LLUX11.m

COMPOUND	RRF / AMOUNT	RF50	CCAL RRF50	MIN RRF	%D / %DRIFT	MAX %D / %DRIFT	CURVE TYPE
48 cis-1,3-Dichloropropene	50.00000	44.77554	0.47852	0.010	10.44891	0.000e+000	Wt Linear
49 4-Methyl-2-pentanone	0.35891	0.34413	0.34413	0.010	4.11809	50.00000	Averaged
50 Toluene	2.67421	2.53305	2.53305	0.010	5.27866	20.00000	Averaged
51 trans-1,3-Dichloropropene	50.00000	44.03207	0.61262	0.010	11.93587	0.000e+000	Wt Linear
52 Ethyl Methacrylate	0.75156	0.71095	0.71095	0.010	5.40402	50.00000	Averaged
53 1,1,2-Trichloroethane	0.50727	0.50208	0.50208	0.010	1.02444	50.00000	Averaged
54 1,3-Dichloropropane	0.96530	0.91880	0.91880	0.010	4.81640	50.00000	Averaged
55 Tetrachloroethene	0.41196	0.44863	0.44863	0.010	-8.90244	50.00000	Averaged
56 2-Hexanone	0.36684	0.32433	0.32433	0.010	11.58669	50.00000	Averaged
57 Dibromochloromethane	50.00000	50.19974	0.38122	0.010	-0.39948	0.000e+000	Quadratic
58 1,2-Dibromoethane	0.45496	0.46806	0.46806	0.010	-2.88016	50.00000	Averaged
59 Chlorobenzene	1.46454	1.43966	1.43966	0.300	1.69902	50.00000	Averaged
60 1,1,1,2-Tetrachloroethane	0.42627	0.46093	0.46093	0.010	-8.13177	50.00000	Averaged
61 Ethylbenzene	0.78281	0.78601	0.78601	0.010	-0.40921	20.00000	Averaged
62 m + p-Xylene	0.94675	0.97294	0.97294	0.010	-2.76631	50.00000	Averaged
M 63 Xylenes (total)	0.92719	0.94745	0.94745	0.010	-2.18607	50.00000	Averaged
64 Xylene-o	0.88806	0.89648	0.89648	0.010	-0.94873	50.00000	Averaged
65 Styrene	1.50205	1.57359	1.57359	0.010	-4.76270	50.00000	Averaged
66 Bromoform	50.00000	57.66712	0.19327	0.100	-15.33423	0.000e+000	Quadratic
67 Isopropylbenzene	1.96856	2.05327	2.05327	0.010	-4.30301	50.00000	Averaged
68 1,1,2,2-Tetrachloroethane	1.46499	1.27009	1.27009	0.300	13.30432	50.00000	Averaged
69 1,4-Dichloro-2-butene	50.00000	48.68527	0.13157	0.010	2.62947	0.000e+000	Quadratic
70 1,2,3-Trichloropropane	0.41877	0.38470	0.38470	0.010	8.13702	50.00000	Averaged
71 Bromobenzene	1.30034	1.16192	1.16192	0.010	10.64447	50.00000	Averaged
72 n-Propylbenzene	1.28962	1.17186	1.17186	0.010	9.13161	50.00000	Averaged
73 2-Chlorotoluene	1.20416	1.08708	1.08708	0.010	9.72229	50.00000	Averaged
74 1,3,5-Trimethylbenzene	3.60456	3.28382	3.28382	0.010	8.89816	50.00000	Averaged
75 4-Chlorotoluene	1.21539	1.14981	1.14981	0.010	5.39607	50.00000	Averaged
76 tert-Butylbenzene	2.81069	2.60916	2.60916	0.010	7.17040	50.00000	Averaged
77 1,2,4-Trimethylbenzene	3.51472	3.35051	3.35051	0.010	4.67201	50.00000	Averaged
78 sec-Butylbenzene	3.62635	3.49336	3.49336	0.010	3.66730	50.00000	Averaged
79 4-Isopropyltoluene	2.84619	2.77374	2.77374	0.010	2.54537	50.00000	Averaged
80 1,3-Dichlorobenzene	1.88028	1.92864	1.92864	0.010	-2.57199	50.00000	Averaged
81 1,4-Dichlorobenzene	1.97498	1.96765	1.96765	0.010	0.37103	50.00000	Averaged
82 n-Butylbenzene	2.16236	2.12489	2.12489	0.010	1.73250	50.00000	Averaged
83 1,2-Dichlorobenzene	1.64791	1.71925	1.71925	0.010	-4.32890	50.00000	Averaged
84 1,2-Dibromo-3-chloropropane	50.00000	46.01259	0.09315	0.010	7.97481	0.000e+000	Quadratic
85 1,2,4-Trichlorobenzene	0.63816	0.45683	0.45683	0.010	28.41448	50.00000	Averaged
86 Hexachlorobutadiene	0.29369	0.22380	0.22380	0.010	23.79896	50.00000	Averaged
87 Naphthalene	1.88417	1.38892	1.38892	0.010	26.28472	50.00000	Averaged
88 1,2,3-Trichlorobenzene	0.61145	0.51814	0.51814	0.010	15.26078	50.00000	Averaged
98 Cyclohexane	0.69782	0.64463	0.64463	0.010	7.62307	50.00000	Averaged
143 Methyl Acetate	0.56044	0.46863	0.46863	0.010	16.38169	50.00000	Averaged

Data File: \\cansvr11\dd\chem\MSV\a3ux11.i\J90805A.b\UXJ3658.D
Report Date: 05-Aug-2009 10:24

TestAmerica North Canton

CONTINUING CALIBRATION COMPOUNDS

Instrument ID: a3ux11.i Injection Date: 05-AUG-2009 10:08
Lab File ID: UXJ3658.D Init. Cal. Date(s): 09-JUN-2009 22-JUN-2009
Analysis Type: WATER Init. Cal. Times: 12:04 13:21
Lab Sample ID: 50NG-CC Quant Type: ISTD
Method: \\cansvr11\dd\chem\MSV\a3ux11.i\J90805A.b\8260LLUX11.m

COMPOUND	RRF / AMOUNT	RF50	CCAL RRF50	MIN RRF	%D / %DRIFT	MAX %D / %DRIFT	CURVE TYPE
144 Methylcyclohexane	0.51522	0.51060	0.51060	0.010	0.89759	50.00000	Averaged
141 1,3,5-Trichlorobenzene	0.67818	0.61477	0.61477	0.010	9.34998	50.00000	Averaged
150 Vinyl Acetate-86	0.06771	0.07555	0.07555	0.010	-11.57034	50.00000	Averaged

5A

VOLATILE ORGANIC GC/MS TUNING AND MASS CALIBRATION - BROMOFLUOROBENZENE (BFB)

Lab Name: NORTH CANTON Contract:

Lab Code: TACAN Case No.: SAS No.: SDG No.: 9G30230

Lab File ID: BFB136 BFB Injection Date: 08/07/09

Instrument ID: A3UX11 BFB Injection Time: 0904

Matrix: (soil/water) WATER Level: (low/med) LOW Column: (pack/cap) CAP

m/e	ION ABUNDANCE CRITERIA	% RELATIVE ABUNDANCE
50	15.0 - 40.0% of mass 95	20.4
75	30.0 - 60.0% of mass 95	49.7
95	Base Peak, 100% relative abundance	100.0
96	5.0 - 9.0% of mass 95	6.9
173	Less than 2.0% of mass 174	0.0 (0.0)1
174	50.0 - 100.0% of mass 95	83.8
175	5.0 - 9.0% of mass 174	6.0 (7.2)1
176	Greater than 95.0%, but less than 101.0% of mass 174	80.1 (95.6)1
177	5.0 - 9.0% of mass 176	5.2 (6.6)2

1-Value is % of mass 174 2-Value is % of mass 176

THIS TUNE APPLIES TO THE FOLLOWING SAMPLES, MS, MSD, BLANKS, AND STANDARDS:

	EPA SAMPLE NO.	LAB SAMPLE ID	LAB FILE ID	DATE ANALYZED	TIME ANALYZED
01	VSTD010	50NG-CC	UXJ3715	08/07/09	0927
02	VSTD010	50NG-A9CC	UXJ3716	08/07/09	0951
03	LHWHJCHK	LHWHJ1AC	LHWHJ1AC	08/07/09	1039
04	LHWHJBLK	LHWHJ1AA	LHWHJ1AA	08/07/09	1102
05	LHWHJCKDUP	LHWHJ1AD	LHWHJ1AD	08/07/09	1126
06	TB-073009	LHCTW1AA	UXJ3734	08/07/09	1658
07	MRC-MW12B-07	LHCVA1AA	UXJ3735	08/07/09	1722
08	MRC-MW12A-07	LHCXD1AM	UXJ3736	08/07/09	1745
09	MRC-MW14A-07	LHCXE1AM	UXJ3737	08/07/09	1809
10	TB-073109	LHEFA1AA	UXJ3738	08/07/09	1832
11	MRC-MW17A-07	LHEFC1AA	UXJ3739	08/07/09	1856
12	MRC-MW23A-07	LHEFF1AA	UXJ3740	08/07/09	1919
13					
14					
15					
16					
17					
18					
19					
20					
21					
22					

Data File: \\cansvr11\dd\chem\MSV\a3ux11.i\J90807A.b\UXJ3715.D
Report Date: 07-Aug-2009 10:24

TestAmerica North Canton

CONTINUING CALIBRATION COMPOUNDS

Instrument ID: a3ux11.i Injection Date: 07-AUG-2009 09:27
Lab File ID: UXJ3715.D Init. Cal. Date(s): 09-JUN-2009 22-JUN-2009
Analysis Type: WATER Init. Cal. Times: 12:04 13:21
Lab Sample ID: 50NG-CC Quant Type: ISTD
Method: \\cansvr11\dd\chem\MSV\a3ux11.i\J90807A.b\8260LLUX11.m

			CCAL	MIN		MAX	
COMPOUND	RRF / AMOUNT	RF50	RRF50	RRF	%D / %DRIFT	%D / %DRIFT	CURVE TYPE
$ 4 Dibromofluoromethane	0.34038	0.32164	0.32164	0.010	5.50473	50.00000	Averaged
$ 5 1,2-Dichloroethane-d4	0.43886	0.39632	0.39632	0.010	9.69294	50.00000	Averaged
$ 6 Toluene-d8	2.15638	1.95384	1.95384	0.010	9.39256	50.00000	Averaged
$ 7 Bromofluorobenzene	0.56718	0.51885	0.51885	0.010	8.52089	50.00000	Averaged
8 Dichlorodifluoromethane	0.38646	0.39600	0.39600	0.010	-2.46866	50.00000	Averaged
9 Chloromethane	0.65933	0.56083	0.56083	0.100	14.93919	50.00000	Averaged
10 Vinyl Chloride	0.50121	0.58560	0.58560	0.010	-16.83731	20.00000	Averaged
11 Bromomethane	0.21173	0.26725	0.26725	0.010	-26.22378	50.00000	Averaged
12 Chloroethane	0.28683	0.39537	0.39537	0.010	-37.84230	50.00000	Averaged
13 Trichlorofluoromethane	0.56520	0.67405	0.67405	0.010	-19.25906	50.00000	Averaged
15 Acrolein	0.09232	0.07596	0.07596	0.010	17.72342	50.00000	Averaged
16 Acetone	100	85.24146	0.16050	0.010	14.75854	0.000e+000	Wt Linear
17 1,1-Dichloroethene	0.39637	0.42387	0.42387	0.010	-6.93590	20.00000	Averaged
18 Freon-113	0.25782	0.30914	0.30914	0.010	-19.90697	50.00000	Averaged
19 Iodomethane	0.49841	0.63486	0.63486	0.010	-27.37812	50.00000	Averaged
20 Carbon Disulfide	0.96895	1.12072	1.12072	0.010	-15.66405	50.00000	Averaged
21 Methylene Chloride	50.00000	55.74885	0.48610	0.010	-11.49770	0.000e+000	Wt Linear
22 Acetonitrile	0.07890	0.06230	0.06230	0.010	21.04591	50.00000	Averaged
23 Acrylonitrile	0.21704	0.18337	0.18337	0.010	15.51295	50.00000	Averaged
24 Methyl tert-butyl ether	1.32207	1.04612	1.04612	0.010	20.87225	50.00000	Averaged
25 trans-1,2-Dichloroethene	0.51140	0.46664	0.46664	0.010	8.75337	50.00000	Averaged
26 Hexane	0.08443	0.08254	0.08254	0.010	2.24165	20.00000	Averaged
27 Vinyl acetate	0.74672	0.61108	0.61108	0.010	18.16442	50.00000	Averaged
28 1,1-Dichloroethane	0.82159	0.76677	0.76677	0.100	6.67260	50.00000	Averaged
29 tert-Butyl Alcohol	0.03847	0.02902	0.02902	0.010	24.56019	50.00000	Averaged
30 2-Butanone	0.22845	0.18445	0.18445	0.010	19.26141	50.00000	Averaged
M 31 1,2-Dichloroethene (total)	0.47703	0.44001	0.44001	0.010	7.76157	50.00000	Averaged
32 cis-1,2-dichloroethene	0.44266	0.41337	0.41337	0.010	6.61574	50.00000	Averaged
33 2,2-Dichloropropane	0.29173	0.32498	0.32498	0.010	-11.39649	50.00000	Averaged
34 Bromochloromethane	0.20198	0.19361	0.19361	0.010	4.14635	50.00000	Averaged
35 Chloroform	0.69521	0.66452	0.66452	0.010	4.41397	20.00000	Averaged
36 Tetrahydrofuran	0.14956	0.10231	0.10231	0.010	31.59365	50.00000	Averaged
37 1,1,1-Trichloroethane	0.45240	0.46842	0.46842	0.010	-3.53996	50.00000	Averaged
38 1,1-Dichloropropene	0.54747	0.52261	0.52261	0.010	4.54192	50.00000	Averaged
39 Carbon Tetrachloride	0.36608	0.39705	0.39705	0.010	-8.45994	50.00000	Averaged
40 1,2-Dichloroethane	0.52174	0.49117	0.49117	0.010	5.86022	50.00000	Averaged
41 Benzene	1.82351	1.67587	1.67587	0.010	8.09649	50.00000	Averaged
42 Trichloroethene	0.38234	0.36613	0.36613	0.010	4.23822	50.00000	Averaged
43 1,2-Dichloropropane	0.42519	0.37487	0.37487	0.010	11.83650	20.00000	Averaged
44 1,4-Dioxane	0.00321	0.00226	0.00226	0.010	29.66924	50.00000	Averaged <-
45 Dibromomethane	0.21472	0.19923	0.19923	0.010	7.21492	50.00000	Averaged
46 Bromodichloromethane	0.39158	0.37804	0.37804	0.010	3.45752	50.00000	Averaged
47 2-Chloroethyl vinyl ether	0.15085	0.13426	0.13426	0.010	10.99488	50.00000	Averaged

Data File: \\cansvr11\dd\chem\MSV\a3ux11.i\J90807A.b\UXJ3715.D
Report Date: 07-Aug-2009 10:24

TestAmerica North Canton

CONTINUING CALIBRATION COMPOUNDS

Instrument ID: a3ux11.i Injection Date: 07-AUG-2009 09:27
Lab File ID: UXJ3715.D Init. Cal. Date(s): 09-JUN-2009 22-JUN-2009
Analysis Type: WATER Init. Cal. Times: 12:04 13:21
Lab Sample ID: 50NG-CC Quant Type: ISTD
Method: \\cansvr11\dd\chem\MSV\a3ux11.i\J90807A.b\8260LLUX11.m

COMPOUND	RRF / AMOUNT	RF50	CCAL RRF50	MIN RRF	%D / %DRIFT	MAX %D / %DRIFT	CURVE TYPE
48 cis-1,3-Dichloropropene	50.00000	43.84461	0.46774	0.010	12.31077	0.000e+000	Wt Linear
49 4-Methyl-2-pentanone	0.35891	0.30828	0.30828	0.010	14.10636	50.00000	Averaged
50 Toluene	2.67421	2.46713	2.46713	0.010	7.74376	20.00000	Averaged
51 trans-1,3-Dichloropropene	50.00000	43.16147	0.59912	0.010	13.67705	0.000e+000	Wt Linear
52 Ethyl Methacrylate	0.75156	0.61431	0.61431	0.010	18.26254	50.00000	Averaged
53 1,1,2-Trichloroethane	0.50727	0.45489	0.45489	0.010	10.32706	50.00000	Averaged
54 1,3-Dichloropropane	0.96530	0.83495	0.83495	0.010	13.50283	50.00000	Averaged
55 Tetrachloroethene	0.41196	0.44286	0.44286	0.010	-7.50160	50.00000	Averaged
56 2-Hexanone	0.36684	0.31052	0.31052	0.010	15.35140	50.00000	Averaged
57 Dibromochloromethane	50.00000	51.96030	0.39650	0.010	-3.92060	0.000e+000	Quadratic
58 1,2-Dibromoethane	0.45496	0.41684	0.41684	0.010	8.37816	50.00000	Averaged
59 Chlorobenzene	1.46454	1.36454	1.36454	0.300	6.82819	50.00000	Averaged
60 1,1,1,2-Tetrachloroethane	0.42627	0.44217	0.44217	0.010	-3.73144	50.00000	Averaged
61 Ethylbenzene	0.78281	0.73120	0.73120	0.010	6.59298	20.00000	Averaged
62 m + p-Xylene	0.94675	0.93849	0.93849	0.010	0.87212	50.00000	Averaged
M 63 Xylenes (total)	0.92719	0.91523	0.91523	0.010	1.28907	50.00000	Averaged
64 Xylene-o	0.88806	0.86871	0.86871	0.010	2.17806	50.00000	Averaged
65 Styrene	1.50205	1.49225	1.49225	0.010	0.65278	50.00000	Averaged
66 Bromoform	50.00000	60.25071	0.20377	0.100	-20.50141	0.000e+000	Quadratic
67 Isopropylbenzene	1.96856	1.92969	1.92969	0.010	1.97485	50.00000	Averaged
68 1,1,2,2-Tetrachloroethane	1.46499	1.11016	1.11016	0.300	24.22070	50.00000	Averaged
69 1,4-Dichloro-2-butene	50.00000	66.16276	0.19520	0.010	-32.32552	0.000e+000	Quadratic
70 1,2,3-Trichloropropane	0.41877	0.30390	0.30390	0.010	27.43107	50.00000	Averaged
71 Bromobenzene	1.30034	1.07833	1.07833	0.010	17.07286	50.00000	Averaged
72 n-Propylbenzene	1.28962	1.12776	1.12776	0.010	12.55157	50.00000	Averaged
73 2-Chlorotoluene	1.20416	1.04508	1.04508	0.010	13.21023	50.00000	Averaged
74 1,3,5-Trimethylbenzene	3.60456	3.13502	3.13502	0.010	13.02644	50.00000	Averaged
75 4-Chlorotoluene	1.21539	1.06602	1.06602	0.010	12.28997	50.00000	Averaged
76 tert-Butylbenzene	2.81069	2.41768	2.41768	0.010	13.98277	50.00000	Averaged
77 1,2,4-Trimethylbenzene	3.51472	3.07460	3.07460	0.010	12.52224	50.00000	Averaged
78 sec-Butylbenzene	3.62635	3.32365	3.32365	0.010	8.34735	50.00000	Averaged
79 4-Isopropyltoluene	2.84619	2.66030	2.66030	0.010	6.53101	50.00000	Averaged
80 1,3-Dichlorobenzene	1.88028	1.71142	1.71142	0.010	8.98032	50.00000	Averaged
81 1,4-Dichlorobenzene	1.97498	1.76545	1.76545	0.010	10.60902	50.00000	Averaged
82 n-Butylbenzene	2.16236	2.01639	2.01639	0.010	6.75017	50.00000	Averaged
83 1,2-Dichlorobenzene	1.64791	1.57714	1.57714	0.010	4.29453	50.00000	Averaged
84 1,2-Dibromo-3-chloropropane	50.00000	39.10565	0.07749	0.010	21.78870	0.000e+000	Quadratic
85 1,2,4-Trichlorobenzene	0.63816	0.46051	0.46051	0.010	27.83804	50.00000	Averaged
86 Hexachlorobutadiene	0.29369	0.22394	0.22394	0.010	23.75115	50.00000	Averaged
87 Naphthalene	1.88417	1.06363	1.06363	0.010	43.54902	50.00000	Averaged
88 1,2,3-Trichlorobenzene	0.61145	0.44936	0.44936	0.010	26.50925	50.00000	Averaged
98 Cyclohexane	0.69782	0.64564	0.64564	0.010	7.47791	50.00000	Averaged
143 Methyl Acetate	0.56044	0.44874	0.44874	0.010	19.93008	50.00000	Averaged

Data File: \\cansvr11\dd\chem\MSV\a3ux11.i\J90807A.b\UXJ3715.D
Report Date: 07-Aug-2009 10:24

TestAmerica North Canton

CONTINUING CALIBRATION COMPOUNDS

Instrument ID: a3ux11.i Injection Date: 07-AUG-2009 09:27
Lab File ID: UXJ3715.D Init. Cal. Date(s): 09-JUN-2009 22-JUN-2009
Analysis Type: WATER Init. Cal. Times: 12:04 13:21
Lab Sample ID: 50NG-CC Quant Type: ISTD
Method: \\cansvr11\dd\chem\MSV\a3ux11.i\J90807A.b\8260LLUX11.m

COMPOUND	RRF / AMOUNT	RF50	CCAL RRF50	MIN RRF	%D / %DRIFT	MAX %D / %DRIFT	CURVE TYPE
144 Methylcyclohexane	0.51522	0.52003	0.52003	0.010	-0.93209	50.00000	Averaged
141 1,3,5-Trichlorobenzene	0.67818	0.58363	0.58363	0.010	13.94122	50.00000	Averaged
150 Vinyl Acetate-86	0.06771	0.05730	0.05730	0.010	15.37076	50.00000	Averaged

SW846 8260B METHOD BLANK SUMMARY

BLANK WORKORDER NO.: LHG631AA

Lab Name: TestAmerica Laboratories, Inc.

Lab Code: TALCAN

SDG Number: 9G30230

Lab File ID: UXJ3605.D

Lot Number: A9G290200

Date Analyzed: 08/03/09

Time Analyzed: 11:15

Matrix: WATER

Date Extracted: 08/03/09

GC Column: DB 624 ID: .18

Extraction Method: 5030B/8260B

Instrument ID: UX11

Level: (low/med) LOW

THIS METHOD BLANK APPLIES TO THE FOLLOWING SAMPLES, LCS, LCSD, MS , MSD:

	CLIENT ID.	SAMPLE WORK ORDER #	LAB FILE ID	DATE ANALYZED	TIME ANALYZED
01	TB-072809	LG73K1AA	UXJ3617.D	08/03/09	16:00
02	MRC-MW08A-072809	LG73R1AA	UXJ3618.D	08/03/09	16:24
03	MRC-MW53A-072809	LG7331AM	UXJ3619.D	08/03/09	16:47
04	MRC-MW53A-072809	LG7331CM S	UXJ3626.D	08/03/09	19:33
05	MRC-MW53A-072809	LG7331CN D	UXJ3627.D	08/03/09	19:56
06	CHECK SAMPLE	LHG631AC C	UXJ3603.D	08/03/09	10:27
07	DUPLICATE CHECK	LHG631AD L	UXJ3604.D	08/03/09	10:51
08					
09					
10					
11					
12					
13					
14					
15					
16					
17					
18					
19					
20					
21					
22					
23					
24					
25					
26					
27					
28					
29					
30					

COMMENTS:

FORM IV

METHOD BLANK REPORT

GC/MS Volatiles

Client Lot #...: 9G30230 **Work Order #...:** LHG631AA **Matrix.....:** WATER
MB Lot-Sample #: A9H040000-300

Prep Date.....: 08/03/09 **Final Wgt/Vol..:** 5 mL
Analysis Date..: 08/03/09 **Prep Batch #...:** 9216300
Dilution Factor: 1 **Initial Wgt/Vol:** 5 mL

PARAMETER	RESULT	REPORTING LIMIT	UNITS	METHOD
1,2-Dibromo-3-chloro-propane	ND	2.0	ug/L	SW846 8260B
2-Chloroethyl vinyl ether	ND	5.0	ug/L	SW846 8260B
2-Chlorotoluene	ND	1.0	ug/L	SW846 8260B
4-Chlorotoluene	ND	1.0	ug/L	SW846 8260B
1,2-Dibromoethane	ND	1.0	ug/L	SW846 8260B
Dibromomethane	ND	1.0	ug/L	SW846 8260B
1,2-Dichlorobenzene	ND	1.0	ug/L	SW846 8260B
1,3-Dichlorobenzene	ND	1.0	ug/L	SW846 8260B
1,4-Dichlorobenzene	ND	1.0	ug/L	SW846 8260B
Dichlorodifluoromethane	ND	1.0	ug/L	SW846 8260B
cis-1,2-Dichloroethene	ND	1.0	ug/L	SW846 8260B
trans-1,2-Dichloroethene	ND	1.0	ug/L	SW846 8260B
1,3-Dichloropropane	ND	1.0	ug/L	SW846 8260B
2,2-Dichloropropane	ND	1.0	ug/L	SW846 8260B
1,1-Dichloropropene	ND	1.0	ug/L	SW846 8260B
Acetone	ND	5.0	ug/L	SW846 8260B
Bromobenzene	ND	1.0	ug/L	SW846 8260B
Bromochloromethane	ND	1.0	ug/L	SW846 8260B
Bromodichloromethane	ND	1.0	ug/L	SW846 8260B
2-Butanone	ND	5.0	ug/L	SW846 8260B
n-Butylbenzene	ND	1.0	ug/L	SW846 8260B
sec-Butylbenzene	ND	1.0	ug/L	SW846 8260B
tert-Butylbenzene	ND	1.0	ug/L	SW846 8260B
Carbon disulfide	ND	1.0	ug/L	SW846 8260B
Dibromochloromethane	ND	1.0	ug/L	SW846 8260B
Trichlorofluoromethane	ND	1.0	ug/L	SW846 8260B
Hexachlorobutadiene	**0.64 J**	**1.0**	**ug/L**	**SW846 8260B**
2-Hexanone	ND	5.0	ug/L	SW846 8260B
Isopropylbenzene	ND	1.0	ug/L	SW846 8260B
p-Isopropyltoluene	ND	1.0	ug/L	SW846 8260B
tert-Butyl alcohol	ND	20	ug/L	SW846 8260B
4-Methyl-2-pentanone	ND	5.0	ug/L	SW846 8260B
Naphthalene	ND	1.0	ug/L	SW846 8260B
n-Propylbenzene	ND	1.0	ug/L	SW846 8260B
Styrene	ND	1.0	ug/L	SW846 8260B
1,1,1,2-Tetrachloroethane	ND	1.0	ug/L	SW846 8260B
1,2,3-Trichlorobenzene	ND	1.0	ug/L	SW846 8260B
1,2,4-Trichloro-benzene	ND	1.0	ug/L	SW846 8260B
1,2,3-Trichloropropane	ND	1.0	ug/L	SW846 8260B

(Continued on next page)

METHOD BLANK REPORT

GC/MS Volatiles

Client Lot #...: 9G30230 **Work Order #...:** LHG631AA **Matrix.....:** WATER

PARAMETER	RESULT	REPORTING LIMIT	UNITS	METHOD
1,1,2-Trichloro-1,2,2-trifluoroethane	ND	1.0	ug/L	SW846 8260B
1,2,4-Trimethylbenzene	ND	1.0	ug/L	SW846 8260B
Vinyl acetate	ND	2.0	ug/L	SW846 8260B
o-Xylene	ND	1.0	ug/L	SW846 8260B
Xylenes (total)	ND	2.0	ug/L	SW846 8260B
Methyl tert-butyl ether	ND	5.0	ug/L	SW846 8260B
m-Xylene & p-Xylene	ND	2.0	ug/L	SW846 8260B
1,2,3-Trimethylbenzene	ND	5.0	ug/L	SW846 8260B
Diisopropyl Ether (DIPE)	ND	5.0	ug/L	SW846 8260B
Ethyl-t-Butyl Ether (ETBE	ND	5.0	ug/L	SW846 8260B
Tert-amyl methyl ether (T	ND	5.0	ug/L	SW846 8260B
Benzene	ND	1.0	ug/L	SW846 8260B
Bromoform	ND	1.0	ug/L	SW846 8260B
Bromomethane	ND	1.0	ug/L	SW846 8260B
Carbon tetrachloride	ND	1.0	ug/L	SW846 8260B
Chlorobenzene	ND	1.0	ug/L	SW846 8260B
Chloroethane	ND	1.0	ug/L	SW846 8260B
Chloroform	ND	1.0	ug/L	SW846 8260B
Chloromethane	ND	1.0	ug/L	SW846 8260B
1,1-Dichloroethane	ND	1.0	ug/L	SW846 8260B
1,2-Dichloroethane	ND	1.0	ug/L	SW846 8260B
1,1-Dichloroethene	ND	1.0	ug/L	SW846 8260B
1,2-Dichloropropane	ND	1.0	ug/L	SW846 8260B
cis-1,3-Dichloropropene	ND	1.0	ug/L	SW846 8260B
trans-1,3-Dichloropropene	ND	1.0	ug/L	SW846 8260B
Ethylbenzene	ND	1.0	ug/L	SW846 8260B
Methylene chloride	ND	1.0	ug/L	SW846 8260B
1,1,2,2-Tetrachloroethane	ND	1.0	ug/L	SW846 8260B
Tetrachloroethene	ND	1.0	ug/L	SW846 8260B
Toluene	ND	1.0	ug/L	SW846 8260B
1,1,1-Trichloroethane	ND	1.0	ug/L	SW846 8260B
Trichloroethene	ND	1.0	ug/L	SW846 8260B
Vinyl chloride	ND	1.0	ug/L	SW846 8260B

SURROGATE	PERCENT RECOVERY	RECOVERY LIMITS
Dibromofluoromethane	96	(73 - 122)
1,2-Dichloroethane-d4	92	(61 - 128)
Toluene-d8	88	(76 - 110)
4-Bromofluorobenzene	86	(74 - 116)

NOTE(S):

Calculations are performed before rounding to avoid round-off errors in calculated results.

J Estimated result. Result is less than RL.

Tetra Tech NUS, Inc

Method Blank Report

GC/MS Volatiles

Lot-Sample #: A9H040000-300 B **Work Order #:** LHG631AA **Matrix:** WATER

MASS SPECTROMETER/DATA SYSTEM (MSDS) TENTATIVELY IDENTIFIED COMPOUNDS

PARAMETER	CAS #	ESTIMATED RESULT	RETENTION TIME	UNITS
None				ug/L

SW846 8260B METHOD BLANK SUMMARY

BLANK WORKORDER NO.: LHL6R1AA

Lab Name: TestAmerica Laboratories, Inc.

Lab Code: TALCAN

SDG Number: 9G30230

Lab File ID: UXJ3660.D

Lot Number: A9G300230

Date Analyzed: 08/05/09

Time Analyzed: 10:56

Matrix: WATER

Date Extracted: 08/05/09

GC Column: DB 624 ID: .18

Extraction Method: 5030B/8260B

Instrument ID: UX11

Level: (low/med) LOW

THIS METHOD BLANK APPLIES TO THE FOLLOWING SAMPLES, LCS, LCSD, MS , MSD:

	CLIENT ID.	SAMPLE WORK ORDER #	LAB FILE ID	DATE ANALYZED	TIME ANALYZED
01	INTRA-LAB QC	LG0R91DT	UXJ3681.D	08/05/09	19:14
02	LAB MS/MSD	LG0R91DU S	UXJ3683.D	08/05/09	20:01
03	LAB MS/MSD	LG0R91DV D	UXJ3682.D	08/05/09	19:38
04	TB-072909	LG9471AA	UXJ3676.D	08/05/09	17:16
05	MRC-MW07A-072909	LG9491AA	UXJ3677.D	08/05/09	17:39
06	MRC-MW19A-072909	LG95J1AM	UXJ3678.D	08/05/09	18:03
07	CHECK SAMPLE	LHL6R1AC C	UXJ3659.D	08/05/09	10:32
08	DUPLICATE CHECK	LHL6R1AD L	UXJ3661.D	08/05/09	11:20
09					
10					
11					
12					
13					
14					
15					
16					
17					
18					
19					
20					
21					
22					
23					
24					
25					
26					
27					
28					
29					
30					

COMMENTS:

FORM IV

METHOD BLANK REPORT

GC/MS Volatiles

Client Lot #...: 9G30230 **Work Order #...:** LHL6R1AA **Matrix.....:** WATER
MB Lot-Sample #: A9H060000-267

Prep Date.....: 08/05/09 **Final Wgt/Vol..:** 5 mL
Analysis Date..: 08/05/09 **Prep Batch #...:** 9218267
Dilution Factor: 1 **Initial Wgt/Vol:** 5 mL

PARAMETER	RESULT	REPORTING LIMIT	UNITS	METHOD
1,1,1,2-Tetrachloroethane	ND	1.0	ug/L	SW846 8260B
1,2,3-Trichloropropane	ND	1.0	ug/L	SW846 8260B
Vinyl acetate	ND	2.0	ug/L	SW846 8260B
o-Xylene	ND	1.0	ug/L	SW846 8260B
m-Xylene & p-Xylene	ND	2.0	ug/L	SW846 8260B
Bromobenzene	ND	1.0	ug/L	SW846 8260B
Bromochloromethane	ND	1.0	ug/L	SW846 8260B
n-Butylbenzene	ND	1.0	ug/L	SW846 8260B
sec-Butylbenzene	ND	1.0	ug/L	SW846 8260B
tert-Butylbenzene	ND	1.0	ug/L	SW846 8260B
2-Chloroethyl vinyl ether	ND	5.0	ug/L	SW846 8260B
2-Chlorotoluene	ND	1.0	ug/L	SW846 8260B
4-Chlorotoluene	ND	1.0	ug/L	SW846 8260B
1,3-Dichloropropane	ND	1.0	ug/L	SW846 8260B
2,2-Dichloropropane	ND	1.0	ug/L	SW846 8260B
1,1-Dichloropropene	ND	1.0	ug/L	SW846 8260B
Hexachlorobutadiene	ND	1.0	ug/L	SW846 8260B
p-Isopropyltoluene	ND	1.0	ug/L	SW846 8260B
tert-Butyl alcohol	ND	20	ug/L	SW846 8260B
Naphthalene	ND	1.0	ug/L	SW846 8260B
n-Propylbenzene	ND	1.0	ug/L	SW846 8260B
1,2,3-Trichlorobenzene	**0.33 J**	**1.0**	**ug/L**	**SW846 8260B**
1,1,2-Trichloro-1,2,2-trifluoroethane	ND	1.0	ug/L	SW846 8260B
1,2,4-Trimethylbenzene	ND	1.0	ug/L	SW846 8260B
1,2,3-Trimethylbenzene	ND	5.0	ug/L	SW846 8260B
Diisopropyl Ether (DIPE)	ND	5.0	ug/L	SW846 8260B
Ethyl-t-Butyl Ether (ETBE	ND	5.0	ug/L	SW846 8260B
Tert-amyl methyl ether (T	ND	5.0	ug/L	SW846 8260B
Acetone	ND	5.0	ug/L	SW846 8260B
Bromodichloromethane	ND	1.0	ug/L	SW846 8260B
2-Butanone	ND	5.0	ug/L	SW846 8260B
Carbon disulfide	ND	1.0	ug/L	SW846 8260B
Dibromochloromethane	ND	1.0	ug/L	SW846 8260B
1,2-Dibromo-3-chloropropane	ND	2.0	ug/L	SW846 8260B
1,2-Dibromoethane	ND	1.0	ug/L	SW846 8260B
1,2-Dichlorobenzene	ND	1.0	ug/L	SW846 8260B
1,3-Dichlorobenzene	ND	1.0	ug/L	SW846 8260B
1,4-Dichlorobenzene	ND	1.0	ug/L	SW846 8260B
Dichlorodifluoromethane	ND	1.0	ug/L	SW846 8260B

(Continued on next page)

METHOD BLANK REPORT

GC/MS Volatiles

Client Lot #...: 9G30230 **Work Order #...:** LHL6R1AA **Matrix.....:** WATER

PARAMETER	RESULT	REPORTING LIMIT	UNITS	METHOD
cis-1,2-Dichloroethene	ND	1.0	ug/L	SW846 8260B
trans-1,2-Dichloroethene	ND	1.0	ug/L	SW846 8260B
Trichlorofluoromethane	ND	1.0	ug/L	SW846 8260B
2-Hexanone	ND	5.0	ug/L	SW846 8260B
Isopropylbenzene	ND	1.0	ug/L	SW846 8260B
4-Methyl-2-pentanone	ND	5.0	ug/L	SW846 8260B
Styrene	ND	1.0	ug/L	SW846 8260B
1,2,4-Trichloro-benzene	**0.21 J**	**1.0**	**ug/L**	**SW846 8260B**
Xylenes (total)	ND	2.0	ug/L	SW846 8260B
Methyl tert-butyl ether	ND	5.0	ug/L	SW846 8260B
Dibromomethane	ND	1.0	ug/L	SW846 8260B
Benzene	ND	1.0	ug/L	SW846 8260B
Bromoform	ND	1.0	ug/L	SW846 8260B
Bromomethane	ND	1.0	ug/L	SW846 8260B
Carbon tetrachloride	ND	1.0	ug/L	SW846 8260B
Chlorobenzene	ND	1.0	ug/L	SW846 8260B
Chloroethane	ND	1.0	ug/L	SW846 8260B
Chloroform	ND	1.0	ug/L	SW846 8260B
Chloromethane	ND	1.0	ug/L	SW846 8260B
1,1-Dichloroethane	ND	1.0	ug/L	SW846 8260B
1,2-Dichloroethane	ND	1.0	ug/L	SW846 8260B
1,1-Dichloroethene	ND	1.0	ug/L	SW846 8260B
1,2-Dichloropropane	ND	1.0	ug/L	SW846 8260B
cis-1,3-Dichloropropene	ND	1.0	ug/L	SW846 8260B
trans-1,3-Dichloropropene	ND	1.0	ug/L	SW846 8260B
Ethylbenzene	ND	1.0	ug/L	SW846 8260B
Methylene chloride	ND	1.0	ug/L	SW846 8260B
1,1,2,2-Tetrachloroethane	ND	1.0	ug/L	SW846 8260B
Tetrachloroethene	ND	1.0	ug/L	SW846 8260B
Toluene	ND	1.0	ug/L	SW846 8260B
1,1,1-Trichloroethane	ND	1.0	ug/L	SW846 8260B
Trichloroethene	ND	1.0	ug/L	SW846 8260B
Vinyl chloride	ND	1.0	ug/L	SW846 8260B

SURROGATE	PERCENT RECOVERY	RECOVERY LIMITS
Dibromofluoromethane	94	(73 - 122)
1,2-Dichloroethane-d4	90	(61 - 128)
Toluene-d8	88	(76 - 110)
4-Bromofluorobenzene	82	(74 - 116)

NOTE(S):

Calculations are performed before rounding to avoid round-off errors in calculated results.

J Estimated result. Result is less than RL.

Tetra Tech NUS, Inc

Method Blank Report

GC/MS Volatiles

Lot-Sample #: A9H060000-267 B **Work Order #:** LHL6R1AA **Matrix:** WATER

MASS SPECTROMETER/DATA SYSTEM (MSDS) TENTATIVELY IDENTIFIED COMPOUNDS

PARAMETER	CAS #	ESTIMATED RESULT	RETENTION TIME	UNITS
None				ug/L

SW846 8260B METHOD BLANK SUMMARY

BLANK WORKORDER NO.: LHWHJ1AA

Lab Name: TestAmerica Laboratories, Inc.

Lab Code: TALCAN

SDG Number: 9G30230

Lab File ID: LHWHJ1AA.

Lot Number: A9G310180

Date Analyzed: 08/07/09

Time Analyzed: 11:02

Matrix: WATER

Date Extracted: 08/07/09

GC Column: DB 624 ID: .18

Extraction Method: 5030B/8260B

Instrument ID: UX11

Level: (low/med) LOW

THIS METHOD BLANK APPLIES TO THE FOLLOWING SAMPLES, LCS, LCSD, MS , MSD:

	CLIENT ID.	SAMPLE WORK ORDER #	LAB FILE ID	DATE ANALYZED	TIME ANALYZED
01	TB-073009	LHCTW1AA	UXJ3734.D	08/07/09	16:58
02	MRC-MW12B-073009	LHCVA1AA	UXJ3735.D	08/07/09	17:22
03	MRC-MW12A-073009	LHCXD1AM	UXJ3736.D	08/07/09	17:45
04	MRC-MW14A-073009	LHCXE1AM	UXJ3737.D	08/07/09	18:09
05	CHECK SAMPLE	LHWHJ1AC C	LHWHJ1AC.	08/07/09	10:39
06	DUPLICATE CHECK	LHWHJ1AD L	LHWHJ1AD.	08/07/09	11:26
07					
08					
09					
10					
11					
12					
13					
14					
15					
16					
17					
18					
19					
20					
21					
22					
23					
24					
25					
26					
27					
28					
29					
30					

COMMENTS:

FORM IV

SW846 8260B METHOD BLANK SUMMARY

BLANK WORKORDER NO.: LHWHJ1AA

Lab Name: TestAmerica Laboratories, Inc.

Lab Code: TALCAN SDG Number: 9G30230

Lab File ID: LHWHJ1AA. Lot Number: A9H010115

Date Analyzed: 08/07/09 Time Analyzed: 11:02

Matrix: WATER Date Extracted: 08/07/09

GC Column: DB 624 ID: .18 Extraction Method: 5030B/8260B

Instrument ID: UX11 Level: (low/med) LOW

THIS METHOD BLANK APPLIES TO THE FOLLOWING SAMPLES, LCS, LCSD, MS , MSD:

	CLIENT ID.	SAMPLE WORK ORDER #	LAB FILE ID	DATE ANALYZED	TIME ANALYZED
01	TB-073109	LHEFA1AA	UXJ3738.D	08/07/09	18:32
02	MRC-MW17A-073109	LHEFC1AA	UXJ3739.D	08/07/09	18:56
03	MRC-MW23A-073109	LHEFF1AA	UXJ3740.D	08/07/09	19:19
04	CHECK SAMPLE	LHWHJ1AC C	LHWHJ1AC.	08/07/09	10:39
05	DUPLICATE CHECK	LHWHJ1AD L	LHWHJ1AD.	08/07/09	11:26
06					
07					
08					
09					
10					
11					
12					
13					
14					
15					
16					
17					
18					
19					
20					
21					
22					
23					
24					
25					
26					
27					
28					
29					
30					

COMMENTS:

FORM IV

METHOD BLANK REPORT

GC/MS Volatiles

Client Lot #...: 9G30230 **Work Order #...:** LHWHJ1AA **Matrix.....:** WATER
MB Lot-Sample #: A9H100000-247

Prep Date.....: 08/07/09 **Final Wgt/Vol..:** 5 mL
Analysis Date..: 08/07/09 **Prep Batch #...:** 9222247
Dilution Factor: 1 **Initial Wgt/Vol:** 5 mL

PARAMETER	RESULT	REPORTING LIMIT	UNITS	METHOD
Acetone	ND	5.0	ug/L	SW846 8260B
Bromobenzene	ND	1.0	ug/L	SW846 8260B
Bromochloromethane	ND	1.0	ug/L	SW846 8260B
Bromodichloromethane	ND	1.0	ug/L	SW846 8260B
2-Butanone	ND	5.0	ug/L	SW846 8260B
n-Butylbenzene	ND	1.0	ug/L	SW846 8260B
sec-Butylbenzene	ND	1.0	ug/L	SW846 8260B
tert-Butylbenzene	ND	1.0	ug/L	SW846 8260B
Carbon disulfide	ND	1.0	ug/L	SW846 8260B
Dibromochloromethane	ND	1.0	ug/L	SW846 8260B
1,2-Dibromo-3-chloro-propane	ND	2.0	ug/L	SW846 8260B
2-Chloroethyl vinyl ether	ND	5.0	ug/L	SW846 8260B
2-Chlorotoluene	ND	1.0	ug/L	SW846 8260B
4-Chlorotoluene	ND	1.0	ug/L	SW846 8260B
1,2-Dibromoethane	ND	1.0	ug/L	SW846 8260B
Dibromomethane	ND	1.0	ug/L	SW846 8260B
1,2-Dichlorobenzene	ND	1.0	ug/L	SW846 8260B
1,3-Dichlorobenzene	ND	1.0	ug/L	SW846 8260B
1,4-Dichlorobenzene	ND	1.0	ug/L	SW846 8260B
Dichlorodifluoromethane	ND	1.0	ug/L	SW846 8260B
cis-1,2-Dichloroethene	ND	1.0	ug/L	SW846 8260B
trans-1,2-Dichloroethene	ND	1.0	ug/L	SW846 8260B
1,3-Dichloropropane	ND	1.0	ug/L	SW846 8260B
2,2-Dichloropropane	ND	1.0	ug/L	SW846 8260B
1,1-Dichloropropene	ND	1.0	ug/L	SW846 8260B
Trichlorofluoromethane	ND	1.0	ug/L	SW846 8260B
Hexachlorobutadiene	ND	1.0	ug/L	SW846 8260B
2-Hexanone	ND	5.0	ug/L	SW846 8260B
Isopropylbenzene	ND	1.0	ug/L	SW846 8260B
p-Isopropyltoluene	ND	1.0	ug/L	SW846 8260B
tert-Butyl alcohol	ND	20	ug/L	SW846 8260B
4-Methyl-2-pentanone	ND	5.0	ug/L	SW846 8260B
Naphthalene	ND	1.0	ug/L	SW846 8260B
n-Propylbenzene	ND	1.0	ug/L	SW846 8260B
Styrene	ND	1.0	ug/L	SW846 8260B
1,1,1,2-Tetrachloroethane	ND	1.0	ug/L	SW846 8260B
1,2,3-Trichlorobenzene	ND	1.0	ug/L	SW846 8260B
1,2,4-Trichloro-benzene	ND	1.0	ug/L	SW846 8260B
1,2,3-Trichloropropane	ND	1.0	ug/L	SW846 8260B

(Continued on next page)

METHOD BLANK REPORT

GC/MS Volatiles

Client Lot #...: 9G30230 **Work Order #...:** LHWHJ1AA **Matrix.....:** WATER

PARAMETER	RESULT	REPORTING LIMIT	UNITS	METHOD
1,1,2-Trichloro-1,2,2-trifluoroethane	ND	1.0	ug/L	SW846 8260B
1,2,4-Trimethylbenzene	ND	1.0	ug/L	SW846 8260B
Vinyl acetate	ND	2.0	ug/L	SW846 8260B
o-Xylene	ND	1.0	ug/L	SW846 8260B
Xylenes (total)	ND	2.0	ug/L	SW846 8260B
Methyl tert-butyl ether	ND	5.0	ug/L	SW846 8260B
m-Xylene & p-Xylene	ND	2.0	ug/L	SW846 8260B
1,2,3-Trimethylbenzene	ND	5.0	ug/L	SW846 8260B
Diisopropyl Ether (DIPE)	ND	5.0	ug/L	SW846 8260B
Ethyl-t-Butyl Ether (ETBE	ND	5.0	ug/L	SW846 8260B
Tert-amyl methyl ether (T	ND	5.0	ug/L	SW846 8260B
Benzene	ND	1.0	ug/L	SW846 8260B
Bromoform	ND	1.0	ug/L	SW846 8260B
Bromomethane	ND	1.0	ug/L	SW846 8260B
Carbon tetrachloride	ND	1.0	ug/L	SW846 8260B
Chlorobenzene	ND	1.0	ug/L	SW846 8260B
Chloroethane	ND	1.0	ug/L	SW846 8260B
Chloroform	ND	1.0	ug/L	SW846 8260B
Chloromethane	ND	1.0	ug/L	SW846 8260B
1,1-Dichloroethane	ND	1.0	ug/L	SW846 8260B
1,2-Dichloroethane	ND	1.0	ug/L	SW846 8260B
1,1-Dichloroethene	ND	1.0	ug/L	SW846 8260B
1,2-Dichloropropane	ND	1.0	ug/L	SW846 8260B
cis-1,3-Dichloropropene	ND	1.0	ug/L	SW846 8260B
trans-1,3-Dichloropropene	ND	1.0	ug/L	SW846 8260B
Ethylbenzene	ND	1.0	ug/L	SW846 8260B
Methylene chloride	ND	1.0	ug/L	SW846 8260B
1,1,2,2-Tetrachloroethane	ND	1.0	ug/L	SW846 8260B
Tetrachloroethene	ND	1.0	ug/L	SW846 8260B
Toluene	ND	1.0	ug/L	SW846 8260B
1,1,1-Trichloroethane	ND	1.0	ug/L	SW846 8260B
Trichloroethene	ND	1.0	ug/L	SW846 8260B
Vinyl chloride	ND	1.0	ug/L	SW846 8260B

SURROGATE	PERCENT RECOVERY	RECOVERY LIMITS
Dibromofluoromethane	90	(73 - 122)
1,2-Dichloroethane-d4	86	(61 - 128)
Toluene-d8	85	(76 - 110)
4-Bromofluorobenzene	80	(74 - 116)

NOTE(S):

Calculations are performed before rounding to avoid round-off errors in calculated results.

Tetra Tech NUS, Inc

Method Blank Report

GC/MS Volatiles

Lot-Sample #: A9H100000-247 B **Work Order #:** LHWHJ1AA **Matrix:** WATER

MASS SPECTROMETER/DATA SYSTEM (MSDS) TENTATIVELY IDENTIFIED COMPOUNDS

PARAMETER	CAS #	ESTIMATED RESULT	RETENTION TIME	UNITS
None				ug/L

5B

SEMIVOLATILE ORGANIC INSTRUMENT PERFORMANCE CHECK
DECAFLUOROTRIPHENYLPHOSPHINE (DFTPP)

Lab Name: NORTH CANTON Contract:

Lab Code: TACAN Case No.: SAS No.: SDG No.: 9G30230

Lab File ID: 2DF0805 DFTPP Injection Date: 08/05/09

Instrument ID: A4AG2 DFTPP Injection Time: 0643

m/e	ION ABUNDANCE CRITERIA	% RELATIVE ABUNDANCE
51	30.0 - 80.0% of mass 198	48.6
68	Less than 2.0% of mass 69	0.9 (1.7)1
69	Mass 69 relative abundance	52.8
70	Less than 2.0% of mass 69	0.2 (0.4)1
127	25.0 - 75.0% of mass 198	58.8
197	Less than 1.0% of mass 198	0.6
198	Base Peak, 100% relative abundance	100.0
199	5.0 to 9.0% of mass 198	6.7
275	10.0 - 30.0% of mass 198	28.3
365	Greater than 0.75% of mass 198	5.19
441	Present, but less than mass 443	12.5
442	40.0 - 110.0% of mass 198	87.5
443	15.0 - 24.0% of mass 442	17.1 (19.6)2

1-Value is % mass 69 2-Value is % mass 442

THIS CHECK APPLIES TO THE FOLLOWING SAMPLES, MS, MSD, BLANKS, AND STANDARDS:

	EPA SAMPLE NO.	LAB SAMPLE ID	LAB FILE ID	DATE ANALYZED	TIME ANALYZED
01	SSTD009	L9	2SHHH0805	08/05/09	0654
02	SSTD008	L8	2SHH0805	08/05/09	0711
03	SSTD007	L7	2SH0805	08/05/09	0729
04	SSTD006	L6	2SMH0805	08/05/09	0746
05	SSTD005	L5	2SMM0805	08/05/09	0804
06	SSTD004	L4	2SM0805	08/05/09	0821
07	SSTD003	L3	2SML0805	08/05/09	0839
08	SSTD002	L2	2SL0805	08/05/09	0856
09	SSTD001	L1	2SLL0805	08/05/09	0914
10					
11					
12					
13					
14					
15					
16					
17					
18					
19					
20					
21					
22					

TestAmerica North Canton

INITIAL CALIBRATION DATA

OKMW 8/7/09

Start Cal Date : 05-AUG-2009 06:54
End Cal Date : 05-AUG-2009 14:29
Quant Method : ISTD
Origin : Disabled
Target Version : 4.14
Integrator : HP RTE
Method file : \\cansvr11\dd\chem\MSS\a4ag2.i\90805A.b\8270C-625.m
Last Edit : 05-Aug-2009 14:59 hulat
Curve Type : Average

Calibration File Names:
Level 1: \\cansvr11\dd\chem\MSS\a4ag2.i\90805A.b\2SLL0805.D
Level 2: \\cansvr11\dd\chem\MSS\a4ag2.i\90805A.b\2TL0805.D
Level 3: \\cansvr11\dd\chem\MSS\a4ag2.i\90805A.b\2TML0805.D
Level 4: \\cansvr11\dd\chem\MSS\a4ag2.i\90805A.b\2TM0805.D
Level 5: \\cansvr11\dd\chem\MSS\a4ag2.i\90805A.b\2TMM0805.D
Level 6: \\cansvr11\dd\chem\MSS\a4ag2.i\90805A.b\2TMH0805.D
Level 7: \\cansvr11\dd\chem\MSS\a4ag2.i\90805A.b\2TH0805.D
Level 8: \\cansvr11\dd\chem\MSS\a4ag2.i\90805A.b\2THH0805.D
Level 9: \\cansvr11\dd\chem\MSS\a4ag2.i\90805A.b\2THHH0805.D

Compound	0.05000 Level 1	0.25000 Level 2	0.50000 Level 3	1.000 Level 4	2.500 Level 5	5.000 Level 6	RRF	% RSD	
	7.500 Level 7	10.000 Level 8	12.500 Level 9						
198 1,4-Dioxane	+++++	0.69269	0.63622	0.62187	0.58166	0.61846			
	0.66395	0.63541	0.61596				0.63328	5.270	<-
7 N-Nitrosomorpholine	+++++	1.05926	0.93394	0.93646	0.78548	0.76403			
	0.80211	0.78451	0.77689				0.85534	12.620	<-
8 Ethyl methanesulfonate	+++++	1.43837	1.24510	1.27383	1.04420	1.02296			
	1.07142	1.04184	1.04994				1.14846	13.276	<-
9 Pyridine	+++++	1.67788	1.69448	1.52313	1.46961	1.52931			
	1.65340	1.59471	1.54681				1.58616	5.170	<-
10 N-Nitrosodimethylamine	+++++	0.93336	0.88765	0.86773	0.85573	0.85392			
	0.91419	0.89061	0.85025				0.88168	3.448	<-
11 Ethyl methacrylate	+++++	+++++	+++++	+++++	+++++	+++++			
	+++++	+++++	+++++				+++++	+++++	<-
12 3-Chloropropionitrile	+++++	0.85624	0.75636	0.73477	0.69625	0.69242			
	0.78209	0.72276	0.71713				0.74475	7.248	<-
13 Malononitrile	+++++	+++++	+++++	+++++	+++++	+++++			
	+++++	+++++	+++++				+++++	+++++	<-

5B

SEMIVOLATILE ORGANIC INSTRUMENT PERFORMANCE CHECK
DECAFLUOROTRIPHENYLPHOSPHINE (DFTPP)

Lab Name: NORTH CANTON Contract:

Lab Code: TACAN Case No.: SAS No.: SDG No.: 9G30230

Lab File ID: 2DF0806 DFTPP Injection Date: 08/06/09

Instrument ID: A4AG2 DFTPP Injection Time: 0848

m/e	ION ABUNDANCE CRITERIA	% RELATIVE ABUNDANCE
51	30.0 - 80.0% of mass 198	51.4
68	Less than 2.0% of mass 69	0.7 (1.5)1
69	Mass 69 relative abundance	49.5
70	Less than 2.0% of mass 69	0.2 (0.3)1
127	25.0 - 75.0% of mass 198	56.7
197	Less than 1.0% of mass 198	0.5
198	Base Peak, 100% relative abundance	100.0
199	5.0 to 9.0% of mass 198	6.7
275	10.0 - 30.0% of mass 198	26.7
365	Greater than 0.75% of mass 198	4.58
441	Present, but less than mass 443	12.0
442	40.0 - 110.0% of mass 198	83.5
443	15.0 - 24.0% of mass 442	16.9 (20.2)2

1-Value is % mass 69 2-Value is % mass 442

THIS CHECK APPLIES TO THE FOLLOWING SAMPLES, MS, MSD, BLANKS, AND STANDARDS:

	EPA SAMPLE NO.	LAB SAMPLE ID	LAB FILE ID	DATE ANALYZED	TIME ANALYZED
01	SSTD006	L6	2SMH0806	08/06/09	0858
02	LG84MBLK	LG84M1AA	LG84M1AA	08/06/09	0951
03	LG84MCHK	LG84M1AC	LG84M1AC	08/06/09	1008
04	MRC-MW08A-07	LG73R1CL	LG73R1CL	08/06/09	1414
05	MRC-MW53A-07	LG7331CL	LG7331CL	08/06/09	1431
06					
07					
08					
09					
10					
11					
12					
13					
14					
15					
16					
17					
18					
19					
20					
21					
22					

TestAmerica North Canton

CONTINUING CALIBRATION COMPOUNDS

Instrument ID: a4ag2.i
Lab File ID: 2SMH0806.D
Analysis Type:
Lab Sample ID: L6
Method: \\cansvr11\dd\chem\MSS\a4ag2.i\90806A.b\8270C-625.m

Injection Date: 06-AUG-2009 08:58
Init. Cal. Date(s): 05-AUG-2009 05-AUG-2009
Init. Cal. Times: 06:54 14:29
Quant Type: ISTD

COMPOUND	RRF / AMOUNT	RF5	CCAL RRF5	MIN RRF	%D / %DRIFT	MAX %D / %DRIFT	CURVE TYPE
198 1,4-Dioxane	0.63328	0.62500	0.62500	0.010	1.30685	50.00000	Averaged
9 Pyridine	1.58616	1.65453	1.65453	0.010	-4.30988	50.00000	Averaged
10 N-Nitrosodimethylamine	0.88168	0.91806	0.91806	0.010	-4.12665	50.00000	Averaged
12 3-Chloropropionitrile	0.74475	0.87466	0.87466	0.010	-17.44361	50.00000	Averaged
209 Benzaldehyde	5.00000	5.69090	0.89361	0.010	-13.81799	0.000e+000	Quadratic
21 Aniline	5.00000	5.03518	2.34760	0.010	-0.70360	0.000e+000	Quadratic
22 Phenol	1.83061	1.91869	1.91869	0.010	-4.81142	20.00000	Averaged
23 bis(2-Chloroethyl)ether	1.42833	1.40269	1.40269	0.010	1.79452	50.00000	Averaged
24 2-Chlorophenol	1.48315	1.48164	1.48164	0.010	0.10215	50.00000	Averaged
26 1,3-Dichlorobenzene	1.42984	1.40218	1.40218	0.010	1.93419	50.00000	Averaged
27 1,4-Dichlorobenzene	1.35923	1.32297	1.32297	0.010	2.66727	20.00000	Averaged
28 1,2-Dichlorobenzene	1.36775	1.33342	1.33342	0.010	2.50943	50.00000	Averaged
29 Benzyl Alcohol	0.91432	0.96692	0.96692	0.010	-5.75277	50.00000	Averaged
30 2-Methylphenol	1.34898	1.40553	1.40553	0.010	-4.19179	50.00000	Averaged
31 bis(2-Chloroisopropyl)ether	1.56480	2.02267	2.02267	0.010	-29.26078	50.00000	Averaged
37 Acetophenone	1.89632	1.91605	1.91605	0.010	-1.04047	50.00000	Averaged
32 N-Nitroso-di-n-propylamine	1.08763	1.14092	1.14092	0.050	-4.90017	50.00000	Averaged
192 4-Methylphenol	1.41977	1.49369	1.49369	0.010	-5.20669	50.00000	Averaged
34 Hexachloroethane	0.57493	0.57131	0.57131	0.010	0.63091	50.00000	Averaged
35 Nitrobenzene	0.39171	0.39013	0.39013	0.010	0.40259	50.00000	Averaged
41 Isophorone	0.69366	0.70788	0.70788	0.010	-2.05040	50.00000	Averaged
42 2-Nitrophenol	0.17694	0.18775	0.18775	0.010	-6.10837	20.00000	Averaged
43 2,4-Dimethylphenol	0.39356	0.38854	0.38854	0.010	1.27457	50.00000	Averaged
44 bis(2-Chloroethoxy)methane	0.38472	0.39292	0.39292	0.010	-2.13085	50.00000	Averaged
46 2,4-Toluenediamene	5.00000	5.93663	0.13980	0.010	-18.73259	0.000e+000	Quadratic
47 1,3,5-Trichlorobenzene	0.33516	0.29397	0.29397	0.010	12.29104	50.00000	Averaged
48 2,4-Dichlorophenol	0.27231	0.27099	0.27099	0.010	0.48479	20.00000	Averaged
49 Benzoic Acid	10.00000	10.79709	0.19787	0.010	-7.97093	0.000e+000	Quadratic
50 1,2,4-Trichlorobenzene	0.28792	0.26545	0.26545	0.010	7.80713	50.00000	Averaged
51 Naphthalene	1.02352	0.99819	0.99819	0.010	2.47492	50.00000	Averaged
52 4-Chloroaniline	0.44993	0.44371	0.44371	0.010	1.38231	50.00000	Averaged
56 Hexachlorobutadiene	0.17012	0.14504	0.14504	0.010	14.74571	20.00000	Averaged
210 Caprolactam	0.10632	0.11292	0.11292	0.010	-6.20466	50.00000	Averaged
57 1,2,3-Trichlorobenzene	0.26490	0.24570	0.24570	0.010	7.24708	50.00000	Averaged
59 4-Chloro-3-Methylphenol	0.31585	0.31923	0.31923	0.010	-1.07180	20.00000	Averaged
62 2-Methylnaphthalene	0.64189	0.61220	0.61220	0.010	4.62524	50.00000	Averaged
63 1-Methylnaphthalene	0.65053	0.61709	0.61709	0.010	5.14156	50.00000	Averaged
64 Hexachlorocyclopentadiene	5.00000	4.10403	0.32334	0.050	17.91948	0.000e+000	Quadratic
66 2,4,6-Trichlorophenol	0.35628	0.35282	0.35282	0.010	0.97226	20.00000	Averaged
67 2,4,5-Trichlorophenol	0.37757	0.36577	0.36577	0.010	3.12417	50.00000	Averaged
211 1,1'-Biphenyl	1.57434	1.51498	1.51498	0.010	3.77099	50.00000	Averaged
68 1,2,3,5-Tetrachlorobenzene	0.55800	0.48745	0.48745	0.010	12.64254	50.00000	Averaged

5B

SEMIVOLATILE ORGANIC INSTRUMENT PERFORMANCE CHECK

DECAFLUOROTRIPHENYLPHOSPHINE (DFTPP)

Lab Name: NORTH CANTON Contract:

Lab Code: TACAN Case No.: SAS No.: SDG No.: 9G30230

Lab File ID: 1DF0803 DFTPP Injection Date: 08/03/09

Instrument ID: A4HP10 DFTPP Injection Time: 1455

m/e	ION ABUNDANCE CRITERIA	% RELATIVE ABUNDANCE
51	30.0 - 80.0% of mass 198	40.5
68	Less than 2.0% of mass 69	0.0 (0.0)1
69	Mass 69 relative abundance	48.0
70	Less than 2.0% of mass 69	0.0 (0.0)1
127	25.0 - 75.0% of mass 198	54.3
197	Less than 1.0% of mass 198	0.0
198	Base Peak, 100% relative abundance	100.0
199	5.0 to 9.0% of mass 198	6.8
275	10.0 - 30.0% of mass 198	22.4
365	Greater than 0.75% of mass 198	2.19
441	Present, but less than mass 443	8.7
442	40.0 - 110.0% of mass 198	57.7
443	15.0 - 24.0% of mass 442	11.0 (19.1)2

1-Value is % mass 69 2-Value is % mass 442

THIS CHECK APPLIES TO THE FOLLOWING SAMPLES, MS, MSD, BLANKS, AND STANDARDS:

	EPA SAMPLE NO.	LAB SAMPLE ID	LAB FILE ID	DATE ANALYZED	TIME ANALYZED
01	SSTD005	L5	1SMM0803	08/03/09	1515
02	SSTD004	L4	1SM0803	08/03/09	1535
03	SSTD003	L3	1SML0803	08/03/09	1554
04	SSTD002	L2	1SL0803	08/03/09	1614
05	SSTD001	L1	1SLL0803	08/03/09	1634
06	SSTD009	L9	1HHH0803	08/03/09	1653
07	SSTD008	L8	1SHH0803	08/03/09	1713
08	SSTD007	L7	1SH0803	08/03/09	1733
09	SSTD006	L6	1SMH0803	08/03/09	1753
10	LHA8RBLK	LHA8R1AA	LHA8R1AA	08/03/09	2209
11	LHA8RCHK	LHA8R1AC	LHA8R1AC	08/03/09	2229
12	LHA8RCKDUP	LHA8R1AD	LHA8R1AD	08/03/09	2248
13	MRC-MW07A-07	LG9491CL	LG9491CL	08/03/09	2348
14	MRC-MW19A-07	LG95J1CL	LG95J1CL	08/04/09	0008
15					
16					
17					
18					
19					
20					
21					
22					

TestAmerica North Canton

INITIAL CALIBRATION DATA

OKMJ
8/4/09

Start Cal Date : 03-AUG-2009 15:15
End Cal Date : 03-AUG-2009 20:50
Quant Method : ISTD
Origin : Disabled
Target Version : 4.14
Integrator : HP RTE
Method file : \\cansvr11\dd\chem\MSS\a4hp10.i\90803a.b\8270C-625.m
Last Edit : 04-Aug-2009 07:40 gruberj
Curve Type : Average

Calibration File Names:
Level 1: \\cansvr11\dd\chem\MSS\a4hp10.i\90803a.b\1SLL0803.D
Level 2: \\cansvr11\dd\chem\MSS\a4hp10.i\90803a.b\1AL0803.D
Level 3: \\cansvr11\dd\chem\MSS\a4hp10.i\90803a.b\1AML0803.D
Level 4: \\cansvr11\dd\chem\MSS\a4hp10.i\90803a.b\1AM0803.D
Level 5: \\cansvr11\dd\chem\MSS\a4hp10.i\90803a.b\1AMM0803.D
Level 6: \\cansvr11\dd\chem\MSS\a4hp10.i\90803a.b\1AMH0803.D
Level 7: \\cansvr11\dd\chem\MSS\a4hp10.i\90803a.b\1AH0803.D
Level 8: \\cansvr11\dd\chem\MSS\a4hp10.i\90803a.b\1AHH0803.D
Level 9: \\cansvr11\dd\chem\MSS\a4hp10.i\90803a.b\1AHHH0803.D

Compound	0.05000 Level 1	0.25000 Level 2	0.50000 Level 3	1.000 Level 4	2.500 Level 5	5.000 Level 6	RRF	% RSD	
	7.500 Level 7	10.000 Level 8	12.500 Level 9						
198 1,4-Dioxane	+++++	0.63037	0.58181	0.57670	0.56137	0.53949			
	0.63607	0.58464	0.60150				0.58899	5.564	<-
7 N-Nitrosomorpholine	+++++	0.91874	0.82669	0.84338	0.72130	0.75662			
	0.78572	0.76766	0.76863				0.79859	7.775	<-
8 Ethyl methanesulfonate	+++++	1.38288	1.26618	1.20307	1.01444	1.05420			
	1.09148	1.04868	1.06264				1.14045	11.418	<-
9 Pyridine	+++++	1.44011	1.32378	1.36346	1.36403	1.42376			
	1.63928	1.57674	1.57629				1.46343	8.085	<-
10 N-Nitrosodimethylamine	+++++	0.86064	0.81920	0.77555	0.75354	0.77956			
	0.88191	0.82486	0.84184				0.81714	5.463	<-
11 Ethyl methacrylate	+++++	+++++	+++++	+++++	+++++	+++++			
	+++++	+++++	+++++				+++++	+++++	<-
12 3-Chloropropionitrile	+++++	0.75704	0.70731	0.70058	0.64983	0.67688			
	0.76485	0.70749	0.70482				0.70860	5.348	<-
13 Malononitrile	+++++	+++++	+++++	+++++	+++++	+++++			
	+++++	+++++	+++++				+++++	+++++	<-

5B

SEMIVOLATILE ORGANIC INSTRUMENT PERFORMANCE CHECK
DECAFLUOROTRIPHENYLPHOSPHINE (DFTPP)

Lab Name: NORTH CANTON Contract:

Lab Code: TACAN Case No.: SAS No.: SDG No.: 9G30230

Lab File ID: 1DF0804 DFTPP Injection Date: 08/04/09

Instrument ID: A4HP10 DFTPP Injection Time: 0928

m/e	ION ABUNDANCE CRITERIA	% RELATIVE ABUNDANCE
51	30.0 - 80.0% of mass 198	45.5
68	Less than 2.0% of mass 69	0.0 (0.0)1
69	Mass 69 relative abundance	52.0
70	Less than 2.0% of mass 69	0.1 (0.1)1
127	25.0 - 75.0% of mass 198	56.1
197	Less than 1.0% of mass 198	0.0
198	Base Peak, 100% relative abundance	100.0
199	5.0 to 9.0% of mass 198	7.1
275	10.0 - 30.0% of mass 198	22.2
365	Greater than 0.75% of mass 198	1.91
441	Present, but less than mass 443	8.4
442	40.0 - 110.0% of mass 198	47.9
443	15.0 - 24.0% of mass 442	9.7 (20.2)2

1-Value is % mass 69 2-Value is % mass 442

THIS CHECK APPLIES TO THE FOLLOWING SAMPLES, MS, MSD, BLANKS, AND STANDARDS:

	EPA SAMPLE NO.	LAB SAMPLE ID	LAB FILE ID	DATE ANALYZED	TIME ANALYZED
01	SSTD006	L6	1SMH0804	08/04/09	0948
02	LHEX5BLK	LHEX51AA	LHEX51AA	08/04/09	1106
03	LHEX5CHK	LHEX51AC	LHEX51AC	08/04/09	1126
04	LHEX5CKDUP	LHEX51AD	LHEX51AD	08/04/09	1146
05	MRC-MW17A-07	LHEFC1CL	LHEFC1CL	08/04/09	1938
06					
07					
08					
09					
10					
11					
12					
13					
14					
15					
16					
17					
18					
19					
20					
21					
22					

TestAmerica North Canton

CONTINUING CALIBRATION COMPOUNDS

Instrument ID: a4hp10.i
Lab File ID: 1SMH0804.D
Analysis Type:
Lab Sample ID: L6
Method: \\cansvr11\dd\chem\MSS\a4hp10.i\90804a.b\8270C-625.m

Injection Date: 04-AUG-2009 09:48
Init. Cal. Date(s): 03-AUG-2009 03-AUG-2009
Init. Cal. Times: 15:15 20:50
Quant Type: ISTD

COMPOUND	RRF / AMOUNT	RF5	CCAL RRF5	MIN RRF	%D / %DRIFT	MAX %D / %DRIFT	CURVE TYPE
198 1,4-Dioxane	0.58899	0.56623	0.56623	0.010	3.86520	50.00000	Averaged
9 Pyridine	1.46343	1.44653	1.44653	0.010	1.15484	50.00000	Averaged
10 N-Nitrosodimethylamine	0.81714	0.79744	0.79744	0.010	2.41072	50.00000	Averaged
12 3-Chloropropionitrile	0.70860	0.69964	0.69964	0.010	1.26430	50.00000	Averaged
209 Benzaldehyde	0.97716	0.84023	0.84023	0.010	14.01368	50.00000	Averaged
21 Aniline	2.72643	2.26838	2.26838	0.010	16.80056	50.00000	Averaged
22 Phenol	1.95398	1.87661	1.87661	0.010	3.95959	20.00000	Averaged
23 bis(2-Chloroethyl)ether	1.47862	1.39807	1.39807	0.010	5.44754	50.00000	Averaged
24 2-Chlorophenol	1.53868	1.48851	1.48851	0.010	3.26095	50.00000	Averaged
26 1,3-Dichlorobenzene	1.44886	1.38650	1.38650	0.010	4.30427	50.00000	Averaged
27 1,4-Dichlorobenzene	1.37165	1.30753	1.30753	0.010	4.67464	20.00000	Averaged
28 1,2-Dichlorobenzene	1.37155	1.30078	1.30078	0.010	5.15995	50.00000	Averaged
29 Benzyl Alcohol	0.97998	0.92201	0.92201	0.010	5.91522	50.00000	Averaged
30 2-Methylphenol	1.46719	1.37300	1.37300	0.010	6.41958	50.00000	Averaged
31 bis(2-Chloroisopropyl)ether	1.44627	1.37756	1.37756	0.010	4.75109	50.00000	Averaged
37 Acetophenone	2.01800	1.90700	1.90700	0.010	5.50041	50.00000	Averaged
32 N-Nitroso-di-n-propylamine	1.06689	1.01955	1.01955	0.050	4.43704	50.00000	Averaged
192 4-Methylphenol	1.52872	1.44622	1.44622	0.010	5.39696	50.00000	Averaged
34 Hexachloroethane	0.54577	0.52110	0.52110	0.010	4.52021	50.00000	Averaged
35 Nitrobenzene	0.39090	0.38303	0.38303	0.010	2.01482	50.00000	Averaged
41 Isophorone	0.73440	0.72827	0.72827	0.010	0.83533	50.00000	Averaged
42 2-Nitrophenol	0.20141	0.20093	0.20093	0.010	0.23993	20.00000	Averaged
43 2,4-Dimethylphenol	0.40581	0.40087	0.40087	0.010	1.21771	50.00000	Averaged
44 bis(2-Chloroethoxy)methane	0.41352	0.39790	0.39790	0.010	3.77826	50.00000	Averaged
46 2,4-Toluenediamene	0.15595	0.14573	0.14573	0.010	6.55004	50.00000	Averaged
47 1,3,5-Trichlorobenzene	0.35466	0.31862	0.31862	0.010	10.16122	50.00000	Averaged
48 2,4-Dichlorophenol	0.28396	0.27824	0.27824	0.010	2.01617	20.00000	Averaged
49 Benzoic Acid	10.00000	8.71040	0.19805	0.010	12.89604	0.000e+000	Quadratic
50 1,2,4-Trichlorobenzene	0.30082	0.29473	0.29473	0.010	2.02223	50.00000	Averaged
51 Naphthalene	1.08762	1.08398	1.08398	0.010	0.33453	50.00000	Averaged
52 4-Chloroaniline	0.46648	0.45615	0.45615	0.010	2.21369	50.00000	Averaged
56 Hexachlorobutadiene	0.14576	0.14446	0.14446	0.010	0.89356	20.00000	Averaged
210 Caprolactam	0.11243	0.11189	0.11189	0.010	0.47631	50.00000	Averaged
57 1,2,3-Trichlorobenzene	0.27567	0.26965	0.26965	0.010	2.18596	50.00000	Averaged
59 4-Chloro-3-Methylphenol	0.33864	0.33748	0.33748	0.010	0.34090	20.00000	Averaged
62 2-Methylnaphthalene	0.65623	0.62778	0.62778	0.010	4.33527	50.00000	Averaged
63 1-Methylnaphthalene	0.66316	0.63174	0.63174	0.010	4.73695	50.00000	Averaged
64 Hexachlorocyclopentadiene	0.27563	0.28509	0.28509	0.050	-3.43134	50.00000	Averaged
66 2,4,6-Trichlorophenol	0.37363	0.36349	0.36349	0.010	2.71203	20.00000	Averaged
67 2,4,5-Trichlorophenol	0.39559	0.39790	0.39790	0.010	-0.58435	50.00000	Averaged
211 1,1'-Biphenyl	1.46083	1.40062	1.40062	0.010	4.12134	50.00000	Averaged
68 1,2,3,5-Tetrachlorobenzene	0.50489	0.48965	0.48965	0.010	3.01856	50.00000	Averaged

5B

SEMIVOLATILE ORGANIC INSTRUMENT PERFORMANCE CHECK
DECAFLUOROTRIPHENYLPHOSPHINE (DFTPP)

Lab Name: NORTH CANTON Contract:

Lab Code: TACAN Case No.: SAS No.: SDG No.: 9G30230

Lab File ID: 1DF0806 DFTPP Injection Date: 08/06/09

Instrument ID: A4HP10 DFTPP Injection Time: 1021

m/e	ION ABUNDANCE CRITERIA	% RELATIVE ABUNDANCE	
51	30.0 - 80.0% of mass 198	44.1	
68	Less than 2.0% of mass 69	0.0	(0.0)1
69	Mass 69 relative abundance	51.1	
70	Less than 2.0% of mass 69	0.0	(0.0)1
127	25.0 - 75.0% of mass 198	56.9	
197	Less than 1.0% of mass 198	0.0	
198	Base Peak, 100% relative abundance	100.0	
199	5.0 to 9.0% of mass 198	7.1	
275	10.0 - 30.0% of mass 198	22.2	
365	Greater than 0.75% of mass 198	1.97	
441	Present, but less than mass 443	7.0	
442	40.0 - 110.0% of mass 198	47.6	
443	15.0 - 24.0% of mass 442	9.0	(19.0)2

1-Value is % mass 69 2-Value is % mass 442

THIS CHECK APPLIES TO THE FOLLOWING SAMPLES, MS, MSD, BLANKS, AND STANDARDS:

	EPA SAMPLE NO.	LAB SAMPLE ID	LAB FILE ID	DATE ANALYZED	TIME ANALYZED
01	SSTD005	L5	1SMM0806	08/06/09	1041
02	SSTD004	L4	1SM0806	08/06/09	1101
03	SSTD003	L3	1SML0806	08/06/09	1120
04	SSTD002	L2	1SL0806	08/06/09	1140
05	SSTD001	L1	1SLL0806	08/06/09	1200
06	SSTD009	L9	1HHH0806	08/06/09	1220
07	SSTD008	L8	1SHH0806	08/06/09	1240
08	SSTD007	L7	1SH0806	08/06/09	1259
09	SSTD006	L6	1SMH0806	08/06/09	1319
10	LHECHBLK	LHECH1AA	LHECH1AA	08/06/09	1815
11	LHECHCHK	LHECH1AC	LHECH1AC	08/06/09	1835
12	MRC-MW14A-07	LHCXE1CL	LHCXE1CL	08/06/09	2133
13					
14					
15					
16					
17					
18					
19					
20					
21					
22					

TestAmerica North Canton

INITIAL CALIBRATION DATA

ok mw
8/7/09

Start Cal Date : 06-AUG-2009 10:41
End Cal Date : 06-AUG-2009 16:17
Quant Method : ISTD
Origin : Disabled
Target Version : 4.14
Integrator : HP RTE
Method file : \\cansvr11\dd\chem\MSS\a4hp10.i\90806a.b\8270C-625.m
Last Edit : 07-Aug-2009 07:32 gruberj
Curve Type : Average

Calibration File Names:
Level 1: \\cansvr11\dd\chem\MSS\a4hp10.i\90806a.b\1SLL0806.D
Level 2: \\cansvr11\dd\chem\MSS\a4hp10.i\90806a.b\1AL0806.D
Level 3: \\cansvr11\dd\chem\MSS\a4hp10.i\90806a.b\1AML0806.D
Level 4: \\cansvr11\dd\chem\MSS\a4hp10.i\90806a.b\1AM0806.D
Level 5: \\cansvr11\dd\chem\MSS\a4hp10.i\90806a.b\1AMM0806.D
Level 6: \\cansvr11\dd\chem\MSS\a4hp10.i\90806a.b\1AMH0806.D
Level 7: \\cansvr11\dd\chem\MSS\a4hp10.i\90806a.b\1AH0806.D
Level 8: \\cansvr11\dd\chem\MSS\a4hp10.i\90806a.b\1AHH0806.D
Level 9: \\cansvr11\dd\chem\MSS\a4hp10.i\90806a.b\1AHHH0806.D

Compound	0.05000 Level 1	0.25000 Level 2	0.50000 Level 3	1.000 Level 4	2.500 Level 5	5.000 Level 6	RRF	% RSD	
	7.500 Level 7	10.000 Level 8	12.500 Level 9						
198 1,4-Dioxane	+++++	0.60582	0.59014	0.60657	0.52285	0.52895			
	0.54581	0.56625	0.59007				0.56956	5.912	<-
7 N-Nitrosomorpholine	+++++	0.94850	0.86532	0.84631	0.72317	0.69859			
	0.74238	0.78430	0.77518				0.79797	10.464	<-
8 Ethyl methanesulfonate	+++++	1.38851	1.26246	1.19384	0.98749	0.99980			
	1.03376	1.09743	1.06767				1.12887	12.524	<-
9 Pyridine	+++++	1.25098	1.27132	1.32956	1.31770	1.37607			
	1.46387	1.51828	1.52525				1.38163	7.840	<-
10 N-Nitrosodimethylamine	+++++	0.80147	0.67988	0.74211	0.69073	0.71190			
	0.73219	0.75579	0.76354				0.73470	5.458	<-
11 Ethyl methacrylate	+++++	+++++	+++++	+++++	+++++	+++++			
	+++++	+++++	+++++				+++++	+++++	<-
12 3-Chloropropionitrile	+++++	0.63977	0.60331	0.63035	0.62376	0.62788			
	0.66772	0.67052	0.68106				0.64305	4.223	<-
13 Malononitrile	+++++	+++++	+++++	+++++	+++++	+++++			
	+++++	+++++	+++++				+++++	+++++	<-

5B

SEMIVOLATILE ORGANIC INSTRUMENT PERFORMANCE CHECK
DECAFLUOROTRIPHENYLPHOSPHINE (DFTPP)

Lab Name: NORTH CANTON Contract:

Lab Code: TACAN Case No.: SAS No.: SDG No.: 9G30230

Lab File ID: 1DF0807 DFTPP Injection Date: 08/07/09

Instrument ID: A4HP10 DFTPP Injection Time: 0859

m/e	ION ABUNDANCE CRITERIA	% RELATIVE ABUNDANCE
51	30.0 - 80.0% of mass 198	44.9
68	Less than 2.0% of mass 69	0.0 (0.0)1
69	Mass 69 relative abundance	50.3
70	Less than 2.0% of mass 69	0.2 (0.4)1
127	25.0 - 75.0% of mass 198	56.0
197	Less than 1.0% of mass 198	0.0
198	Base Peak, 100% relative abundance	100.0
199	5.0 to 9.0% of mass 198	7.2
275	10.0 - 30.0% of mass 198	22.2
365	Greater than 0.75% of mass 198	2.02
441	Present, but less than mass 443	3.3
442	40.0 - 110.0% of mass 198	48.3
443	15.0 - 24.0% of mass 442	9.6 (19.8)2

1-Value is % mass 69 2-Value is % mass 442

THIS CHECK APPLIES TO THE FOLLOWING SAMPLES, MS, MSD, BLANKS, AND STANDARDS:

	EPA SAMPLE NO.	LAB SAMPLE ID	LAB FILE ID	DATE ANALYZED	TIME ANALYZED
01	SSTD006	L6	1SMH0807	08/07/09	0926
02	MRC-MW12A-07	LHCXD1CL	LHCXD1CL	08/07/09	1703
03	MRC-MW12B-07	LHCVA1CL	LHCVA1CL	08/07/09	1723
04					
05					
06					
07					
08					
09					
10					
11					
12					
13					
14					
15					
16					
17					
18					
19					
20					
21					
22					

TestAmerica North Canton

CONTINUING CALIBRATION COMPOUNDS

Instrument ID: a4hp10.i
Lab File ID: 1SMH0807.D
Analysis Type:
Lab Sample ID: L6
Method: \\cansvr11\dd\chem\MSS\a4hp10.i\90807a.b\8270C-625.m

Injection Date: 07-AUG-2009 09:26
Init. Cal. Date(s): 06-AUG-2009 06-AUG-2009
Init. Cal. Times: 10:41 16:17
Quant Type: ISTD

COMPOUND	RRF / AMOUNT	RF5	CCAL RRF5	MIN RRF	%D / %DRIFT	MAX %D / %DRIFT	CURVE TYPE
198 1,4-Dioxane	0.56956	0.57253	0.57253	0.010	-0.52242	50.00000	Averaged
9 Pyridine	1.38163	1.48854	1.48854	0.010	-7.73772	50.00000	Averaged
10 N-Nitrosodimethylamine	0.73470	0.74666	0.74666	0.010	-1.62781	50.00000	Averaged
12 3-Chloropropionitrile	0.64305	0.65730	0.65730	0.010	-2.21697	50.00000	Averaged
209 Benzaldehyde	0.94374	0.92742	0.92742	0.010	1.72964	50.00000	Averaged
21 Aniline	2.17990	2.31008	2.31008	0.010	-5.97190	50.00000	Averaged
22 Phenol	1.85074	1.84916	1.84916	0.010	0.08534	20.00000	Averaged
23 bis(2-Chloroethyl)ether	1.37570	1.30301	1.30301	0.010	5.28411	50.00000	Averaged
24 2-Chlorophenol	1.46662	1.47279	1.47279	0.010	-0.42040	50.00000	Averaged
26 1,3-Dichlorobenzene	1.34194	1.34518	1.34518	0.010	-0.24156	50.00000	Averaged
27 1,4-Dichlorobenzene	1.27815	1.26457	1.26457	0.010	1.06235	20.00000	Averaged
28 1,2-Dichlorobenzene	1.27465	1.28706	1.28706	0.010	-0.97366	50.00000	Averaged
29 Benzyl Alcohol	0.96927	0.95410	0.95410	0.010	1.56504	50.00000	Averaged
30 2-Methylphenol	1.36278	1.34995	1.34995	0.010	0.94128	50.00000	Averaged
31 bis(2-Chloroisopropyl)ether	1.33360	1.32663	1.32663	0.010	0.52305	50.00000	Averaged
37 Acetophenone	1.85494	1.84096	1.84096	0.010	0.75360	50.00000	Averaged
32 N-Nitroso-di-n-propylamine	0.99449	1.00590	1.00590	0.050	-1.14684	50.00000	Averaged
192 4-Methylphenol	1.44712	1.45461	1.45461	0.010	-0.51749	50.00000	Averaged
34 Hexachloroethane	0.49424	0.50346	0.50346	0.010	-1.86653	50.00000	Averaged
35 Nitrobenzene	0.36274	0.36749	0.36749	0.010	-1.30877	50.00000	Averaged
41 Isophorone	0.68635	0.69955	0.69955	0.010	-1.92332	50.00000	Averaged
42 2-Nitrophenol	0.19071	0.19747	0.19747	0.010	-3.54762	20.00000	Averaged
43 2,4-Dimethylphenol	0.37735	0.39379	0.39379	0.010	-4.35624	50.00000	Averaged
44 bis(2-Chloroethoxy)methane	0.38983	0.38841	0.38841	0.010	0.36320	50.00000	Averaged
46 2,4-Toluenediamene	5.00000	6.99978	0.23994	0.010	-39.99560	0.000e+000	Quadratic
47 1,3,5-Trichlorobenzene	0.30681	0.29618	0.29618	0.010	3.46326	50.00000	Averaged
48 2,4-Dichlorophenol	0.26614	0.27726	0.27726	0.010	-4.17884	20.00000	Averaged
49 Benzoic Acid	10.00000	9.52542	0.21739	0.010	4.74581	0.000e+000	Quadratic
50 1,2,4-Trichlorobenzene	0.28383	0.28369	0.28369	0.010	0.05091	50.00000	Averaged
51 Naphthalene	1.01200	1.03345	1.03345	0.010	-2.12044	50.00000	Averaged
52 4-Chloroaniline	0.46488	0.47148	0.47148	0.010	-1.42170	50.00000	Averaged
56 Hexachlorobutadiene	0.13636	0.13967	0.13967	0.010	-2.42821	20.00000	Averaged
210 Caprolactam	5.00000	5.06019	0.11103	0.010	-1.20381	0.000e+000	Quadratic
57 1,2,3-Trichlorobenzene	0.25971	0.25602	0.25602	0.010	1.42336	50.00000	Averaged
59 4-Chloro-3-Methylphenol	0.31847	0.33183	0.33183	0.010	-4.19466	20.00000	Averaged
62 2-Methylnaphthalene	0.61982	0.60563	0.60563	0.010	2.28995	50.00000	Averaged
63 1-Methylnaphthalene	0.61989	0.61658	0.61658	0.010	0.53393	50.00000	Averaged
64 Hexachlorocyclopentadiene	0.24936	0.28069	0.28069	0.050	-12.56496	50.00000	Averaged
66 2,4,6-Trichlorophenol	0.34491	0.36182	0.36182	0.010	-4.90427	20.00000	Averaged
67 2,4,5-Trichlorophenol	0.37694	0.37350	0.37350	0.010	0.91332	50.00000	Averaged
211 1,1'-Biphenyl	1.36380	1.38574	1.38574	0.010	-1.60911	50.00000	Averaged
68 1,2,3,5-Tetrachlorobenzene	0.47025	0.48075	0.48075	0.010	-2.23367	50.00000	Averaged

SW846 8270C METHOD BLANK SUMMARY

BLANK WORKORDER NO.: LG84M1AA

Lab Name: TestAmerica Laboratories, Inc.

Lab Code: TALCAN SDG Number: 9G30230

Lab File ID: LG84M1AA. Lot Number: A9G290200

Date Analyzed: 08/06/09 Time Analyzed: 09:51

Matrix: WATER Date Extracted: 07/30/09

GC Column: DB-5.625 ID: .18 Extraction Method: 3520C

Instrument ID: AG2 Level: (low/med) LOW

THIS METHOD BLANK APPLIES TO THE FOLLOWING SAMPLES, LCS, LCSD, MS , MSD:

	CLIENT ID.	SAMPLE WORK ORDER #	LAB FILE ID	DATE ANALYZED	TIME ANALYZED
01	MRC-MW08A-072809	LG73R1CL	LG73R1CL.	08/06/09	14:14
02	MRC-MW53A-072809	LG7331CL	LG7331CL.	08/06/09	14:31
03	INTRA-LAB QC	LG7581AE	LG7581AE.	08/06/09	10:26
04	LAB MS/MSD	LG7581AL S	LG7581AL.	08/06/09	10:43
05	LAB MS/MSD	LG7581AM D	LG7581AM.	08/06/09	11:01
06	CHECK SAMPLE	LG84M1AC C	LG84M1AC.	08/06/09	10:08
07					
08					
09					
10					
11					
12					
13					
14					
15					
16					
17					
18					
19					
20					
21					
22					
23					
24					
25					
26					
27					
28					
29					
30					

COMMENTS:

FORM IV

METHOD BLANK REPORT

GC/MS Semivolatiles

Client Lot #...: 9G30230 **Work Order #...:** LG84M1AA **Matrix.....:** WATER
MB Lot-Sample #: A9G300000-036

Prep Date.....: 07/30/09 **Final Wgt/Vol..:** 2 mL
Analysis Date..: 08/06/09 **Prep Batch #...:** 9211036
Dilution Factor: 1 **Initial Wgt/Vol:** 1000 mL

PARAMETER	RESULT	REPORTING LIMIT	UNITS	METHOD
1,4-Dioxane	ND	1.0	ug/L	SW846 8270C

SURROGATE	PERCENT RECOVERY	RECOVERY LIMITS
Nitrobenzene-d5	78	(27 - 111)
2-Fluorobiphenyl	66	(28 - 110)
Terphenyl-d14	73	(37 - 119)
Phenol-d5	79	(10 - 110)
2-Fluorophenol	80	(10 - 110)
2,4,6-Tribromophenol	67	(22 - 120)

NOTE(S):

Calculations are performed before rounding to avoid round-off errors in calculated results.

SW846 8270C METHOD BLANK SUMMARY

BLANK WORKORDER NO.: LHA8R1AA

Lab Name: TestAmerica Laboratories, Inc.

Lab Code: TALCAN SDG Number: 9G30230

Lab File ID: LHA8R1AA. Lot Number: A9G300230

Date Analyzed: 08/03/09 Time Analyzed: 22:09

Matrix: WATER Date Extracted: 07/31/09

GC Column: DB-5MS ID: .18 Extraction Method: 3520C

Instrument ID: HP10 Level: (low/med) LOW

THIS METHOD BLANK APPLIES TO THE FOLLOWING SAMPLES, LCS, LCSD, MS , MSD:

	CLIENT ID.	SAMPLE WORK ORDER #	LAB FILE ID	DATE ANALYZED	TIME ANALYZED
01	MRC-MW07A-072909	LG9491CL	LG9491CL.	08/03/09	23:48
02	MRC-MW19A-072909	LG95J1CL	LG95J1CL.	08/04/09	00:08
03	CHECK SAMPLE	LHA8R1AC C	LHA8R1AC.	08/03/09	22:29
04	DUPLICATE CHECK	LHA8R1AD L	LHA8R1AD.	08/03/09	22:48
05					
06					
07					
08					
09					
10					
11					
12					
13					
14					
15					
16					
17					
18					
19					
20					
21					
22					
23					
24					
25					
26					
27					
28					
29					
30					

COMMENTS:

METHOD BLANK REPORT

GC/MS Semivolatiles

Client Lot #...: 9G30230 **Work Order #...:** LHA8R1AA **Matrix.....:** WATER
MB Lot-Sample #: A9G310000-027

Prep Date.....: 07/31/09 **Final Wgt/Vol..:** 2 mL
Analysis Date..: 08/03/09 **Prep Batch #...:** 9212027
Dilution Factor: 1 **Initial Wgt/Vol:** 1000 mL

PARAMETER	RESULT	REPORTING LIMIT	UNITS	METHOD
1,4-Dioxane	ND	1.0	ug/L	SW846 8270C

SURROGATE	PERCENT RECOVERY	RECOVERY LIMITS
Nitrobenzene-d5	56	(27 - 111)
2-Fluorobiphenyl	50	(28 - 110)
Terphenyl-d14	69	(37 - 119)
Phenol-d5	55	(10 - 110)
2-Fluorophenol	59	(10 - 110)
2,4,6-Tribromophenol	47	(22 - 120)

NOTE(S):

Calculations are performed before rounding to avoid round-off errors in calculated results.

SW846 8270C METHOD BLANK SUMMARY

BLANK WORKORDER NO.: LHECH1AA

Lab Name: TestAmerica Laboratories, Inc.

Lab Code: TALCAN

SDG Number: 9G30230

Lab File ID: LHECH1AA.

Lot Number: A9G310180

Date Analyzed: 08/06/09

Time Analyzed: 18:15

Matrix: WATER

Date Extracted: 08/02/09

GC Column: DB-5MS ID: .18

Extraction Method: 3520C

Instrument ID: HP10

Level: (low/med) LOW

THIS METHOD BLANK APPLIES TO THE FOLLOWING SAMPLES, LCS, LCSD, MS , MSD:

	CLIENT ID.	SAMPLE WORK ORDER #	LAB FILE ID	DATE ANALYZED	TIME ANALYZED
01	MRC-MW12B-073009	LHCVA1CL	LHCVA1CL.	08/07/09	17:23
02	MRC-MW12A-073009	LHCXD1CL	LHCXD1CL.	08/07/09	17:03
03	MRC-MW14A-073009	LHCXE1CL	LHCXE1CL.	08/06/09	21:33
04	CHECK SAMPLE	LHECH1AC C	LHECH1AC.	08/06/09	18:35
05					
06					
07					
08					
09					
10					
11					
12					
13					
14					
15					
16					
17					
18					
19					
20					
21					
22					
23					
24					
25					
26					
27					
28					
29					
30					

COMMENTS:

FORM IV

METHOD BLANK REPORT

GC/MS Semivolatiles

Client Lot #...: 9G30230 **Work Order #...:** LHECH1AA **Matrix.....:** WATER
MB Lot-Sample #: A9H010000-017

Prep Date.....: 08/02/09 **Final Wgt/Vol..:** 2 mL
Analysis Date..: 08/06/09 **Prep Batch #...:** 9213017
Dilution Factor: 1 **Initial Wgt/Vol:** 1000 mL

PARAMETER	RESULT	REPORTING LIMIT	UNITS	METHOD
1,4-Dioxane	ND	1.0	ug/L	SW846 8270C

SURROGATE	PERCENT RECOVERY	RECOVERY LIMITS
Nitrobenzene-d5	69	(27 - 111)
2-Fluorobiphenyl	67	(28 - 110)
Terphenyl-d14	99	(37 - 119)
Phenol-d5	63	(10 - 110)
2-Fluorophenol	67	(10 - 110)
2,4,6-Tribromophenol	60	(22 - 120)

NOTE(S):

Calculations are performed before rounding to avoid round-off errors in calculated results.

SW846 8270C METHOD BLANK SUMMARY

BLANK WORKORDER NO.: LHEX51AA

Lab Name: TestAmerica Laboratories, Inc.

Lab Code: TALCAN

SDG Number: 9G30230

Lab File ID: LHEX51AA.

Lot Number: A9H010115

Date Analyzed: 08/04/09

Time Analyzed: 11:06

Matrix: WATER

Date Extracted: 08/02/09

GC Column: DB-5MS ID: .18

Extraction Method: 3520C

Instrument ID: HP10

Level: (low/med) LOW

THIS METHOD BLANK APPLIES TO THE FOLLOWING SAMPLES, LCS, LCSD, MS , MSD:

	CLIENT ID.	SAMPLE WORK ORDER #	LAB FILE ID	DATE ANALYZED	TIME ANALYZED
01	MRC-MW17A-073109	LHEFC1CL	LHEFC1CL.	08/04/09	19:38
02	CHECK SAMPLE	LHEX51AC C	LHEX51AC.	08/04/09	11:26
03	DUPLICATE CHECK	LHEX51AD L	LHEX51AD.	08/04/09	11:46
04					
05					
06					
07					
08					
09					
10					
11					
12					
13					
14					
15					
16					
17					
18					
19					
20					
21					
22					
23					
24					
25					
26					
27					
28					
29					
30					

COMMENTS:

FORM IV

METHOD BLANK REPORT

GC/MS Semivolatiles

Client Lot #...: 9G30230 **Work Order #...:** LHEX51AA **Matrix.....:** WATER
MB Lot-Sample #: A9H010000-072

Prep Date.....: 08/02/09 **Final Wgt/Vol..:** 2 mL
Analysis Date..: 08/04/09 **Prep Batch #...:** 9213072
Dilution Factor: 1 **Initial Wgt/Vol:** 1000 mL

PARAMETER	RESULT	REPORTING LIMIT	UNITS	METHOD
1,4-Dioxane	ND	1.0	ug/L	SW846 8270C

SURROGATE	PERCENT RECOVERY	RECOVERY LIMITS
Nitrobenzene-d5	67	(27 - 111)
2-Fluorobiphenyl	60	(28 - 110)
Terphenyl-d14	80	(37 - 119)
Phenol-d5	63	(10 - 110)
2-Fluorophenol	67	(10 - 110)
2,4,6-Tribromophenol	59	(22 - 120)

NOTE(S):

Calculations are performed before rounding to avoid round-off errors in calculated results.

Tetra Tech NUS **INTERNAL CORRESPONDENCE**

TO: **A. APANAVAGE** **DATE: September 30, 2009**

FROM: **MEGAN CARSON** **COPIES:** **DV FILE**

SUBJECT: **INORGANIC DATA VALIDATION – TOTAL AND DISSOLVED METALS**
LOCKHEED MARTIN
SAMPLE DELIVERY GROUP (SDG) – 9G30230

SAMPLES: 12/Water/

MRC-MW02A-072909	MRC-MW04A-073109	MRC-MW07A-072909
MRC-MW08A-072809	MRC-MW12A-073009	MRC-MW12B-073009
MRC-MW14A-073009	MRC-MW17A-073109	MRC-MW19A-072909
MRC-MW23A-073109	MRC-MW52A-072809	MRC-MW53A-072809

Overview

The sample set for Lockheed Martin, SDG 9G30230, consists of twelve (12) aqueous environmental samples.

Samples were analyzed for total and dissolved target list metals. The samples were collected by Tetra Tech NUS on July 28th ,29th ,30th ,31st 2009 and analyzed by TestAmerica Laboratories under Naval Facilities Service Engineering Center (NFESC) Quality Assurance / Quality Control (QA/QC) criteria using USEPA SW 846 Methods 6020 and 7470.

The findings offered in this report are based upon a general review of all available data. The data review was based on data completeness, holding times, initial and continuing calibration verification results, laboratory method / preparation blank results, and detection limits.

Areas of concern with respect to data quality are listed below.

Major Problems

- None.

Minor Problems

- The following contaminants were detected in the laboratory method blanks at the following maximum concentrations:

Analyte	Maximum Concentration	Action Level
Beryllium [2]	0.072ug/L	0.36ug/L
Cadmium [2]	0.065ug/L	0.325ug/L
Cadmium [3]	0.045ug/L	0.225ug/L
Cobalt [2]	0.075ug/L	0.375ug/L
Cobalt [3]	0.048ug/L	0.24ug/L
Copper [2]	0.11ug/L	0.55ug/L

Copper [3]	0.069ug/L	0.345ug/L
Iron [2]	63.5ug/L	317.5ug/L
Iron [3]	24.8ug/L	124ug/L
Lead [2]	0.051ug/L	0.255ug/L
Lead [3]	0.061ug/L	0.305ug/L
Manganese [2]	1.9ug/L	9.5ug/L
Manganese [3]	1.1ug/L	5.5ug/L
Manganese [1]	0.39ug/L	1.95ug/L
Molybdenum [3]	0.27ug/L	1.35ug/L
Nickel [2]	0.11ug/L	0.55ug/L
Selenium [3]	0.24ug/L	1.2ug/L
Silver [2]	0.063ug/L	0.315ug/L
Silver [3]	0.038ug/L	0.19ug/L
Thallium [2]	0.18ug/L	0.9ug/L
Thallium [3]	0.35ug/L	1.75ug/L

[1] The following samples were affected by the continuing calibration blank analyzed on 8/7/09: MRC-MW17A-073109, MRC-MW17A-073109(F), MRC-MW23A-073109, MRC-MW23A-073109(F).

[2]The following samples were affected by the continuing calibration blank analyzed on 8/3/09: MRC-MW08A-072809, MRC-MW08A-072809F, MRC-MW52A-072809, MRC-MW52A-072809F, MRC-MW53A-072809, and MRC-MW53A-072809F

[3]The following samples were affected by the continuing calibration blank analyzed on 8/6/09: MRC-MW19A-072909F, MRC-MW02A-072909, MRC-MW19A-072909, MRC-MW02A-072909F, MRC-MW07A-072909, MRC-MW07A-072909F, MRC-MW12B-073009, MRC-MW12B-073009F, MRC-MW12A-073009, MRC-MW12A-073009F, MRC-MW14A-073009, MRC-MW14A-073009F, MRC-MW17A-0731, MRC-MW17A-0731F, MRC-MW04A-0731, MRC-MW04A-0731F, MRC-MW23A-073109, and MRC-MW23A-073109F.

An action level of 5X the maximum contaminant level has been used to evaluate sample data for blank contamination. Sample aliquot and dilution factors, if applicable, were taken into consideration when evaluating for blank contamination. Positive results less than the blank action level reported were qualified "B" as a result of laboratory blank contamination.

- The following contaminants were detected in the laboratory preparation blanks at the following maximum concentrations:

Analyte	Maximum Concentration	Action Level
Barium [1][4]	1.1ug/L	5.5ug/L
Barium [2][5]	1.0ug/L	5.0ug/L
Barium [3][6]	0.077ug/L	0.385ug/L
Cobalt [4]	0.048ug/L	0.24ug/L
Copper [1][4]	0.73ug/L	3.65ug/L
Copper [2][5]	0.66ug/L	3.3ug/L
Copper [3][6]	0.08ug/L	0.016ug/L
Iron [1][5]	35.6ug/L	178ug/L
Iron [3][6]	17.1ug/L	85.5ug/L
Iron [4]	12.1ug/L	60.5ug/L
Lead [3][6]	0.036ug/L	0.18ug/L
Manganese [2][5]	0.9ug/L	4.5ug/L
Manganese [3][6]	0.32ug/L	1.6ug/L
Manganese [4]	0.47ug/L	2.35ug/L
Nickel [1][4]	0.2ug/l	1.0ug/L

Nickel [2][5]	0.21ug/L	1.05ug/L
Thallium [3][6]	0.2ug/L	1.0ug/L
Zinc [1][4]	7.3ug/L	36.5ug/L
Zinc [2][5]	4.7ug/L	23.5ug/L
Zinc [3][6]	3.9ug/L	19.5ug/L

[1]The following samples were affected by preparation blank (9211016): MRC-MW08A-072809, MRC-MW52A-072809, and MRC-MW53A-072809.

[2]The following samples were affected by preparation blank (9212015): MRC-MW19A-072909, MRC-MW02A-072909, and MRC-MW07A-072909.

[3]The following samples were affected by this Prep blank (9216016): MRC-MW12B-073009, MRC-MW12A-073009, MRC-MW14A-073009, MRC-MW17A-0731, MRC-MW04A-0731, and MRC-MW23A-073109.

[4]The following samples were affected by preparation blank (9211016F):MRC-MW08A-072809F,MRC-MW52A-072809F, MRC-MW53A-072809F.

[5]The following samples were affected by preparation blank (9212015F): MRC-MW19A-072909F, MRC-MW02A-072909F, and MRC-MW07A-072909F.

[6]The following samples were affected by preparation blank (9216016F): MRC-MW12B-073009F, MRC-MW12A-073009F, MRC-MW14A-073009F, MRC-MW17A-0731F, MRC-MW04A-0731F, and MRC-MW23A-073109F.

An action level of 5X the maximum contaminant level has been used to evaluate sample data for blank contamination. Sample aliquot and dilution factors, if applicable, were taken into consideration when evaluating for blank contamination. Positive results less than the blank action level reported were qualified "B" as a result of laboratory blank contamination.

- The CRDL standard analyzed on 8/3/09 at 16:13 had a percent recovery <80% for mercury. Samples MRC-MW19A-072909, MRC-MW19A-072909F, MRC-MW02A-072909, MRC-MW02A-072909F, MRC-MW07A-072909F and MRC-MW07A-072909. Positive results were qualified as biased low (L) and non-detect were qualified as biased low (UL).
- The CRDL standard analyzed on 8/6/09 at 10:04 had a percent recovery >110% for beryllium, cadmium, cobalt, copper, iron, lead, manganese, selenium, and zinc. Samples MRC-MW19A-072909F, MRC-MW02A-072909, MRC-MW19A-072909, MRC-MW02A-072909F, MRC-MW07A-072909, MRC-MW07A-072909F, MRC-MW12B-073009, MRC-MW12B-073009F, MRC-MW12A-073009, MRC-MW12A-073009F, MRC-MW14A-073009, MRC-MW14A-073009F, MRC-MW17A-0731, MRC-MW17A-0731F, MRC-MW04A-0731, MRC-MW04A-0731F, MRC-MW23A-073109, and MRC-MW23A-073109F were affected. Positive results <2XCRDL were qualified as biased high (K).

Notes

The following samples were analyzed at dilutions for both dissolved and total metals to bring manganese within calibration range:

Sample	Dilution factor
MRC-MW17A-073109	20X
MRC-MW08A-072809	10X
MRC-MW23A-073109	20X
MRC-MW52A-072809	10X

The continuing calibration performed on 8/6/09 at 04:41 had a percent recovery >110% for lead and thallium. The only sample affected was MRC-MW23A-073109(F). Results for lead and thallium were non-detect or qualified for blank contamination therefore no validation action was warranted.

The CRDL standard analyzed on 8/3/09 at 14:09 had a percent recovery >11% for zinc. Samples MRC-MW08A-072809, MRC-MW08A-072809F, MRC-MW52A-072809, MRC-MW52A-072809F, MRC-MW53A-072809, and MRC-MW53A-072809F were affected. No validation action was warranted based because sample results were >2X CRDL.

The CRDL standard analyzed on 8/7/09 at 10:22 had a percent difference >110% for manganese. Samples MRC-MW17A-073109 and MRC-MW23A-073109 were affected. No validation action was warranted as sample results >2XCRDL.

Executive Summary

Laboratory Performance: Several method blanks and preparation blanks were found to contain contaminants. Several CRDL standards had several non-compliances that resulted in the qualification of data.

Other Factors Affecting Data Quality: Several samples were analyzed at dilutions.

The data for these analyses were reviewed with reference to Region III modifications to the "National Functional Guidelines for Inorganic Data Validation", April 1993.

The text of this report has been formulated to address only those problem areas affecting data quality.

Megan Carson

Tetra Tech NUS
Megan Carson
Chemist/Data Validator

Tetra Tech NUS
Joseph A. Samchuck
Quality Assurance Officer

Attachments:

1. Appendix A - Qualified Analytical Results
2. Appendix B - Results as reported by the Laboratory
3. Appendix C - Support Documentation

Appendix A

Qualified Analytical Results

Data Validation Qualifier Codes:

A = Lab Blank Contamination
B = Field Blank Contamination
C = Calibration Noncompliance (e.g. % RSDs, %Ds, ICVs, CCVs, RRFs, etc.)
C01 = GC/MS Tuning Noncompliance
D = MS/MSD Recovery Noncompliance
E = LCS/LCSD Recovery Noncompliance
F = Lab Duplicate Imprecision
G = Field Duplicate Imprecision
H = Holding Time Exceedance
I = ICP Serial Dilution Noncompliance
J = GFAA PDS-GFAA MSA's r < 0.995 / ICP PDS Recovery Noncompliance
K = ICP Interference - includes ICS % R Noncompliance
L = Instrument Calibration Range Exceedance
M = Sample Preservation Noncompliance
N = Internal Standard Noncompliance
N01 = Internal Standard Recovery Noncompliance Dioxins
N02 = Recovery Standard Noncompliance Dioxins
N03 = Clean-up Standard Noncompliance Dioxins
O - Poor Instrument Performance (e.g. base-line drifting)
P = Uncertainty near detection limit (< 2 x IDL for inorganics and <CRQL for organics)
Q = Other problems (can encompass a number of issues; e.g. chromatography,interferences, etc.)
R = Surrogates Recovery Noncompliance
S = Pesticide/PCB Resolution
T = % Breakdown Noncompliance for DOT and Endrin
U = % Difference between columns/detectors >25% for positive results determined via GC/HPLC
V = Non-linear calibrations; correlation coefficient r < 0.995
W = EMPC result
X = Signal to noise response drop
Y = Percent solids <30%
Z = Uncertainty at 2 sigma deviation is greater than sample activity

PROJ_NO: 02221 SDG: 9G30230 FRACTION: M MEDIA: WATER	NSAMPLE	MRC-MW02A-072909			MRC-MW04A-073109			MRC-MW07A-072909			MRC-MW08A-072809		
	LAB_ID	A9G300230004			A9H010115003			A9G300230002			A9G290200002		
	SAMP_DATE	7/29/2009			7/31/2009			7/29/2009			7/28/2009		
	QC_TYPE	NM			NM			NM			NM		
	UNITS	UG/L			UG/L			UG/L			UG/L		
	PCT_SOLIDS												
	DUP_OF												
PARAMETER		RESULT	VQL	QLCD	RESULT	VQL	QLCD	RESULT	VQL	QLCD	RESULT	VQL	QLCD
ANTIMONY		0.21			0.07			0.47			2	U	
ARSENIC		0.21			0.54			0.49			0.4		
BARIUM		109			116			58.1			148		
BERYLLIUM		4.2			1.4	K	C	0.42	K	C	0.58		
CADMIUM		0.24	B	A	1.8	K	C	0.54	K	C	0.088	B	A
CHROMIUM		0.8			0.3			0.44			0.96		
COBALT		74.2			396			204			120		
COPPER		67.9			9.5			23			0.77	B	A
IRON		249			238			47.2	B	A	37200		
LEAD		0.78	K	C	0.33	K	C	2	K	C	0.43		
MANGANESE		33.7	K	C	2450			1390			40700		
MERCURY		0.2	UL	C	0.2	U		0.2	UL	C	0.2	U	
MOLYBDENUM		0.3	B	A	0.43			2	U		2	U	
NICKEL		111			439			274			262		
SELENIUM		0.32	B	A	1.4	K	C	2.1	K	C	0.29		
SILVER		1	U		0.062	B	A	0.049	B	A	1	U	
THALLIUM		1	U		0.29	B	A	0.16	B	A	1	U	
VANADIUM		1.2	B		20	U		20	U		0.72	B	
ZINC		103			318			75.1			116		

PROJ_NO: 02221	NSAMPLE	MRC-MW12A-073009			MRC-MW12B-073009			MRC-MW14A-073009			MRC-MW17A-073109		
SDG: 9G30230	LAB_ID	A9G310180003			A9G310180002			A9G310180004			A9H010115002		
FRACTION: M	SAMP_DATE	7/30/2009			7/30/2009			7/30/2009			7/31/2009		
MEDIA: WATER	QC_TYPE	NM			NM			NM			NM		
	UNITS	UG/L			UG/L			UG/L			UG/L		
	PCT_SOLIDS												
	DUP_OF												
PARAMETER		RESULT	VQL	QLCD	RESULT	VQL	QLCD	RESULT	VQL	QLCD	RESULT	VQL	QLCD
ANTIMONY		0.24			2	U		2	U		0.074		
ARSENIC		0.94			5	U		1			1.4		
BARIUM		87.1			89.6			58.8			322		
BERYLLIUM		0.14	K	C	0.063	K	C	0.041	K	C	0.42	K	C
CADMIUM		0.07	B	A	0.04	B	A	1	U		0.14	B	A
CHROMIUM		0.92			0.19			2	U		2	U	
COBALT		34.2			26.9			62.5			110		
COPPER		1.2	K	C	0.22	B	A	0.1	B	A	0.18	B	A
IRON		31700			5180			46400			51000		
LEAD		0.84	K	C	0.1	B	A	0.045	B	A	0.2	B	A
MANGANESE		2010			2150			3190			13800		
MERCURY		0.2	U		0.2	U		0.2	U		0.2	U	
MOLYBDENUM		0.37			2	U		2	U		2	U	
NICKEL		66.9			56.2			45.2			122		
SELENIUM		0.23	B	A	5	U		0.25	B	A	0.18	B	A
SILVER		1	U		1	U		1	U		1	U	
THALLIUM		1	U		1	U		1	U		1	U	
VANADIUM		1.3	B		20	U		20	U		20	U	
ZINC		191			91.6			26.7			120		

PROJ_NO: 02221	NSAMPLE	MRC-MW19A-072909			MRC-MW23A-073109			MRC-MW52A-072809			MRC-MW53A-072809		
SDG: 9G30230	LAB_ID	A9G300230003			A9H010115004			A9G290200003			A9G290200004		
FRACTION: M	SAMP_DATE	7/29/2009			7/31/2009			7/28/2009			7/28/2009		
MEDIA: WATER	QC_TYPE	NM			NM			NM			NM		
	UNITS	UG/L			UG/L			UG/L			UG/L		
	PCT_SOLIDS												
	DUP_OF												
PARAMETER		RESULT	VQL	QLCD	RESULT	VQL	QLCD	RESULT	VQL	QLCD	RESULT	VQL	QLCD
ANTIMONY		0.33			2	U		0.19			0.087		
ARSENIC		5.1			5	U		1.8			5	U	
BARIUM		95.7			452			868			83.6		
BERYLLIUM		3.2			0.11	K	C	63.8			7		
CADMIUM		1.3	K	C	0.087	B	A	3.3			0.23	B	A
CHROMIUM		28.3			2	U		0.36			0.96		
COBALT		674			307			2380			43.7		
COPPER		210			0.49	K	C	83.5			10.4		
IRON		25300			29000			16200			27.9	B	A
LEAD		12.4			0.14	B	A	1.4			0.31		
MANGANESE		1790			27300			35800			187		
MERCURY		0.2	UL	C	0.2	U		0.2	U		0.2	U	
MOLYBDENUM		1.3	B	A	2	U		2	U		2	U	
NICKEL		1030			132			1550			81.9		
SELENIUM		1.1	B	A	0.23	B	A	4.1			5	U	
SILVER		0.047	B	A	1	U		0.095	B	A	1	U	
THALLIUM		0.36	B	A	1	U		1.4			1	U	
VANADIUM		43			20	U		1.1	B		20	U	
ZINC		652			149			2880			141		

PROJ_NO: 02221	NSAMPLE	MRC-MW12A-073009			MRC-MW12B-073009			MRC-MW14A-073009			MRC-MW17A-073109		
SDG: 9G30230	LAB_ID	A9G310180003			A9G310180002			A9G310180004			A9H010115002		
FRACTION: MF	SAMP_DATE	7/30/2009			7/30/2009			7/30/2009			7/31/2009		
MEDIA: WATER	QC_TYPE	NM			NM			NM			NM		
	UNITS	UG/L			UG/L			UG/L			UG/L		
	PCT_SOLIDS												
	DUP_OF												
PARAMETER		RESULT	VQL	QLCD	RESULT	VQL	QLCD	RESULT	VQL	QLCD	RESULT	VQL	QLCD
ANTIMONY		0.11			2	U		2	U		2	U	
ARSENIC		0.62			5	U		1.2			1.4		
BARIUM		83.2			83.6			56.7			370		
BERYLLIUM		0.063	K	C	0.039	K	C	0.072	K	C	0.34	K	C
CADMIUM		0.061	B	A	0.05	B	A	1	U		0.089	B	A
CHROMIUM		2	U		2	U		2	U		2	U	
COBALT		38			24.2			67.3			84.6		
COPPER		0.28	B	A	0.3	B	A	0.33	B	A	0.42	K	C
IRON		37700			6320			45300			59900		
LEAD		0.092	B	A	1	U		0.068	B	A	0.24	B	A
MANGANESE		2110			2080			3380			10900		
MERCURY		0.2	U		0.2	U		0.2	U		0.2	U	
MOLYBDENUM		2	U		2	U		2	U		2	U	
NICKEL		73.5			56			49.3			91.2		
SELENIUM		0.16	B	A	5	U		0.37	B	A	0.25	B	A
SILVER		1	U		1	U		1	U		1	U	
THALLIUM		0.17	B	A	1	U		1	U		1	U	
VANADIUM		20	U		20	U		20	U		20	U	
ZINC		193			98.6			32.4			83.6		

PROJ_NO: 02221	NSAMPLE	MRC-MW19A-072909			MRC-MW23A-073109			MRC-MW52A-072809			MRC-MW53A-072809		
SDG: 9G30230	LAB_ID	A9G300230003			A9H010115004			A9G290200003			A9G290200004		
FRACTION: MF	SAMP_DATE	7/29/2009			7/31/2009			7/28/2009			7/28/2009		
MEDIA: WATER	QC_TYPE	NM			NM			NM			NM		
	UNITS	UG/L			UG/L			UG/L			UG/L		
	PCT_SOLIDS												
	DUP_OF												
PARAMETER		RESULT	VQL	QLCD	RESULT	VQL	QLCD	RESULT	VQL	QLCD	RESULT	VQL	QLCD
ANTIMONY		2	U		2	U		0.21			0.074		
ARSENIC		5	U		5	U		2.2			5	U	
BARIUM		40.8			474			864			83.8		
BERYLLIUM		2.7			0.12	K	C	62.6			7		
CADMIUM		1.5	K	C	0.091	B	A	3.2			0.16	B	A
CHROMIUM		0.52			2	U		0.11			0.85		
COBALT		750			314			2410			44.5		
COPPER		204			0.32	B	A	79.6			10.7		
IRON		19.4	B	A	30500			16100			17.7	B	A
LEAD		1.2	K	C	1	U		1.4			0.27	B	A
MANGANESE		1960			28100			35900			187		
MERCURY		0.2	UL	C	0.2	U		0.2	U		0.2	U	
MOLYBDENUM		2	U		2	U		2	U		2	U	
NICKEL		1140			130			1590			82.6		
SELENIUM		0.55	B	A	0.23	B	A	4.6			0.14		
SILVER		1	U		1	U		1	U		1	U	
THALLIUM		0.18	B	A	0.16	B	A	1.4			1	U	
VANADIUM		20	U		20	U		0.87			20	U	
ZINC		683			142			2910			147		

Appendix B

Results as Reported by the Laboratory

Tetra Tech NUS, Inc

Client Sample ID: MRC-MW02A-072909

TOTAL Metals

Lot-Sample #...: A9G300230-004 Matrix.....: WG
Date Sampled...: 07/29/09 15:04 Date Received..: 07/30/09

PARAMETER	RESULT	REPORTING LIMIT	UNITS	METHOD	PREPARATION-ANALYSIS DATE	WORK ORDER #
Prep Batch #...: 9212015						
Silver	ND	1.0 Dilution Factor: 1 Instrument ID..: I8	ug/L	SW846 6020 Analysis Time..: 13:44 MDL.....: 0.033	07/31-08/06/09 Analyst ID.....: 002260	LG95L1AQ
Arsenic	0.21 B	5.0 Dilution Factor: 1 Instrument ID..: I8	ug/L	SW846 6020 Analysis Time..: 13:44 MDL.....: 0.21	07/31-08/06/09 Analyst ID.....: 002260	LG95L1AC
Barium	109 J	1.0 Dilution Factor: 1 Instrument ID..: I8	ug/L	SW846 6020 Analysis Time..: 13:44 MDL.....: 0.052	07/31-08/06/09 Analyst ID.....: 002260	LG95L1AD
Beryllium	4.2	1.0 Dilution Factor: 1 Instrument ID..: I8	ug/L	SW846 6020 Analysis Time..: 13:44 MDL.....: 0.037	07/31-08/06/09 Analyst ID.....: 002260	LG95L1AE
Cadmium	0.24 B	1.0 Dilution Factor: 1 Instrument ID..: I8	ug/L	SW846 6020 Analysis Time..: 13:44 MDL.....: 0.027	07/31-08/06/09 Analyst ID.....: 002260	LG95L1AF
Cobalt	74.2	1.0 Dilution Factor: 1 Instrument ID..: I8	ug/L	SW846 6020 Analysis Time..: 13:44 MDL.....: 0.033	07/31-08/06/09 Analyst ID.....: 002260	LG95L1AG
Chromium	0.80 B	2.0 Dilution Factor: 1 Instrument ID..: I8	ug/L	SW846 6020 Analysis Time..: 13:44 MDL.....: 0.066	07/31-08/06/09 Analyst ID.....: 002260	LG95L1AV
Copper	67.9 J	2.0 Dilution Factor: 1 Instrument ID..: I8	ug/L	SW846 6020 Analysis Time..: 13:44 MDL.....: 0.064	07/31-08/06/09 Analyst ID.....: 002260	LG95L1AH
Iron	249 J	50.0 Dilution Factor: 1 Instrument ID..: I8	ug/L	SW846 6020 Analysis Time..: 13:44 MDL.....: 11.0	07/31-08/06/09 Analyst ID.....: 002260	LG95L1AJ
Manganese	33.7 J	1.0 Dilution Factor: 1 Instrument ID..: I8	ug/L	SW846 6020 Analysis Time..: 13:44 MDL.....: 0.14	07/31-08/06/09 Analyst ID.....: 002260	LG95L1AL

(Continued on next page)

Tetra Tech NUS, Inc

Client Sample ID: MRC-MW02A-072909

TOTAL Metals

Lot-Sample #...: A9G300230-004 Matrix.....: WG

PARAMETER	RESULT	REPORTING LIMIT	UNITS	METHOD	PREPARATION-ANALYSIS DATE	WORK ORDER #
Molybdenum	**0.30 B**	**2.0**	**ug/L**	**SW846 6020**	**07/31-08/06/09**	**LG95L1AM**
		Dilution Factor: 1		Analysis Time..: 13:44	Analyst ID.....: 002260	
		Instrument ID..: I8		MDL.....: 0.20		
Nickel	**111 J**	**2.0**	**ug/L**	**SW846 6020**	**07/31-08/06/09**	**LG95L1AN**
		Dilution Factor: 1		Analysis Time..: 13:44	Analyst ID.....: 002260	
		Instrument ID..: I8		MDL.....: 0.10		
Lead	**0.78 B**	**1.0**	**ug/L**	**SW846 6020**	**07/31-08/06/09**	**LG95L1AK**
		Dilution Factor: 1		Analysis Time..: 13:44	Analyst ID.....: 002260	
		Instrument ID..: I8		MDL.....: 0.034		
Antimony	**0.21 B**	**2.0**	**ug/L**	**SW846 6020**	**07/31-08/06/09**	**LG95L1AA**
		Dilution Factor: 1		Analysis Time..: 13:44	Analyst ID.....: 002260	
		Instrument ID..: I8		MDL.....: 0.055		
Selenium	**0.32 B**	**5.0**	**ug/L**	**SW846 6020**	**07/31-08/06/09**	**LG95L1AP**
		Dilution Factor: 1		Analysis Time..: 13:44	Analyst ID.....: 002260	
		Instrument ID..: I8		MDL.....: 0.14		
Thallium	ND	1.0	ug/L	SW846 6020	07/31-08/06/09	LG95L1AR
		Dilution Factor: 1		Analysis Time..: 13:44	Analyst ID.....: 002260	
		Instrument ID..: I8		MDL.....: 0.12		
Vanadium	**1.2 B**	**20.0**	**ug/L**	**SW846 6020**	**07/31-08/06/09**	**LG95L1AT**
		Dilution Factor: 1		Analysis Time..: 13:44	Analyst ID.....: 002260	
		Instrument ID..: I8		MDL.....: 0.60		
Zinc	**103 J**	**20.0**	**ug/L**	**SW846 6020**	**07/31-08/06/09**	**LG95L1AU**
		Dilution Factor: 1		Analysis Time..: 13:44	Analyst ID.....: 002260	
		Instrument ID..: I8		MDL.....: 0.85		
Mercury	ND	0.20	ug/L	SW846 7470A	07/31-08/03/09	LG95L1AW
		Dilution Factor: 1		Analysis Time..: 16:43	Analyst ID.....: 001576	
		Instrument ID..: H1		MDL.....: 0.10		

NOTE(S):

B Estimated result. Result is less than RL.

J Method blank contamination. The associated method blank contains the target analyte at a reportable level.

Tetra Tech NUS, Inc

Client Sample ID: MRC-MW04A-073109

TOTAL Metals

Lot-Sample #...: A9H010115-003 Matrix.....: WG
Date Sampled...: 07/31/09 11:09 Date Received..: 08/01/09

PARAMETER	RESULT	REPORTING LIMIT	UNITS	METHOD	PREPARATION-ANALYSIS DATE	WORK ORDER #
Prep Batch #...: 9216016						
Silver	0.062 B	1.0	ug/L	SW846 6020	08/04-08/06/09	LHEFE1AQ
		Dilution Factor: 1		Analysis Time..: 15:33	Analyst ID.....: 002260	
		Instrument ID..: I8		MDL.....: 0.033		
Arsenic	0.54 B	5.0	ug/L	SW846 6020	08/04-08/06/09	LHEFE1AC
		Dilution Factor: 1		Analysis Time..: 15:33	Analyst ID.....: 002260	
		Instrument ID..: I8		MDL.....: 0.21		
Barium	116 J	1.0	ug/L	SW846 6020	08/04-08/06/09	LHEFE1AD
		Dilution Factor: 1		Analysis Time..: 15:33	Analyst ID.....: 002260	
		Instrument ID..: I8		MDL.....: 0.052		
Beryllium	1.4	1.0	ug/L	SW846 6020	08/04-08/06/09	LHEFE1AE
		Dilution Factor: 1		Analysis Time..: 15:33	Analyst ID.....: 002260	
		Instrument ID..: I8		MDL.....: 0.037		
Cadmium	1.8	1.0	ug/L	SW846 6020	08/04-08/06/09	LHEFE1AF
		Dilution Factor: 1		Analysis Time..: 15:33	Analyst ID.....: 002260	
		Instrument ID..: I8		MDL.....: 0.027		
Cobalt	396	1.0	ug/L	SW846 6020	08/04-08/06/09	LHEFE1AG
		Dilution Factor: 1		Analysis Time..: 15:33	Analyst ID.....: 002260	
		Instrument ID..: I8		MDL.....: 0.033		
Chromium	0.30 B	2.0	ug/L	SW846 6020	08/04-08/06/09	LHEFE1AV
		Dilution Factor: 1		Analysis Time..: 15:33	Analyst ID.....: 002260	
		Instrument ID..: I8		MDL.....: 0.066		
Copper	9.5 J	2.0	ug/L	SW846 6020	08/04-08/06/09	LHEFE1AH
		Dilution Factor: 1		Analysis Time..: 15:33	Analyst ID.....: 002260	
		Instrument ID..: I8		MDL.....: 0.064		
Iron	238 J	50.0	ug/L	SW846 6020	08/04-08/06/09	LHEFE1AJ
		Dilution Factor: 1		Analysis Time..: 15:33	Analyst ID.....: 002260	
		Instrument ID..: I8		MDL.....: 11.0		
Manganese	2450 J	1.0	ug/L	SW846 6020	08/04-08/06/09	LHEFE1AL
		Dilution Factor: 1		Analysis Time..: 15:33	Analyst ID.....: 002260	
		Instrument ID..: I8		MDL.....: 0.14		

(Continued on next page)

Tetra Tech NUS, Inc

Client Sample ID: MRC-MW04A-073109

TOTAL Metals

Lot-Sample #...: A9H010115-003 Matrix.....: WG

PARAMETER	RESULT	REPORTING LIMIT	UNITS	METHOD	PREPARATION-ANALYSIS DATE	WORK ORDER #
Molybdenum	0.43 B	2.0	ug/L	SW846 6020	08/04-08/06/09	LHEFE1AM
		Dilution Factor: 1		Analysis Time..: 15:33	Analyst ID.....: 002260	
		Instrument ID..: I8		MDL.....: 0.20		
Nickel	439	2.0	ug/L	SW846 6020	08/04-08/06/09	LHEFE1AN
		Dilution Factor: 1		Analysis Time..: 15:33	Analyst ID.....: 002260	
		Instrument ID..: I8		MDL.....: 0.10		
Lead	0.33 B,J	1.0	ug/L	SW846 6020	08/04-08/06/09	LHEFE1AK
		Dilution Factor: 1		Analysis Time..: 15:33	Analyst ID.....: 002260	
		Instrument ID..: I8		MDL.....: 0.034		
Antimony	0.070 B	2.0	ug/L	SW846 6020	08/04-08/06/09	LHEFE1AA
		Dilution Factor: 1		Analysis Time..: 15:33	Analyst ID.....: 002260	
		Instrument ID..: I8		MDL.....: 0.055		
Selenium	1.4 B	5.0	ug/L	SW846 6020	08/04-08/06/09	LHEFE1AP
		Dilution Factor: 1		Analysis Time..: 15:33	Analyst ID.....: 002260	
		Instrument ID..: I8		MDL.....: 0.14		
Thallium	0.29 B,J	1.0	ug/L	SW846 6020	08/04-08/06/09	LHEFE1AR
		Dilution Factor: 1		Analysis Time..: 15:33	Analyst ID.....: 002260	
		Instrument ID..: I8		MDL.....: 0.12		
Vanadium	ND	20.0	ug/L	SW846 6020	08/04-08/06/09	LHEFE1AT
		Dilution Factor: 1		Analysis Time..: 15:33	Analyst ID.....: 002260	
		Instrument ID..: I8		MDL.....: 0.60		
Zinc	318 J	20.0	ug/L	SW846 6020	08/04-08/06/09	LHEFE1AU
		Dilution Factor: 1		Analysis Time..: 15:33	Analyst ID.....: 002260	
		Instrument ID..: I8		MDL.....: 0.85		
Mercury	ND	0.20	ug/L	SW846 7470A	08/04-08/05/09	LHEFE1AW
		Dilution Factor: 1		Analysis Time..: 13:09	Analyst ID.....: 001576	
		Instrument ID..: H1		MDL.....: 0.10		

NOTE(S):

B Estimated result. Result is less than RL.

J Method blank contamination. The associated method blank contains the target analyte at a reportable level.

Tetra Tech NUS, Inc

Client Sample ID: MRC-MW07A-072909

TOTAL Metals

Lot-Sample #...: A9G300230-002 Matrix.....: WG
Date Sampled...: 07/29/09 09:57 Date Received..: 07/30/09

PARAMETER	RESULT	REPORTING LIMIT	UNITS	METHOD	PREPARATION-ANALYSIS DATE	WORK ORDER #
Prep Batch #...: 9212015						
Silver	0.049 B	1.0	ug/L	SW846 6020	07/31-08/06/09	LG9491AR
		Dilution Factor: 1		Analysis Time..: 13:28	Analyst ID.....: 002260	
		Instrument ID..: I8		MDL.....: 0.033		
Arsenic	0.49 B	5.0	ug/L	SW846 6020	07/31-08/06/09	LG9491AD
		Dilution Factor: 1		Analysis Time..: 13:28	Analyst ID.....: 002260	
		Instrument ID..: I8		MDL.....: 0.21		
Barium	58.1 J	1.0	ug/L	SW846 6020	07/31-08/06/09	LG9491AE
		Dilution Factor: 1		Analysis Time..: 13:28	Analyst ID.....: 002260	
		Instrument ID..: I8		MDL.....: 0.052		
Beryllium	0.42 B	1.0	ug/L	SW846 6020	07/31-08/06/09	LG9491AF
		Dilution Factor: 1		Analysis Time..: 13:28	Analyst ID.....: 002260	
		Instrument ID..: I8		MDL.....: 0.037		
Cadmium	0.54 B	1.0	ug/L	SW846 6020	07/31-08/06/09	LG9491AG
		Dilution Factor: 1		Analysis Time..: 13:28	Analyst ID.....: 002260	
		Instrument ID..: I8		MDL.....: 0.027		
Cobalt	204	1.0	ug/L	SW846 6020	07/31-08/06/09	LG9491AH
		Dilution Factor: 1		Analysis Time..: 13:28	Analyst ID.....: 002260	
		Instrument ID..: I8		MDL.....: 0.033		
Chromium	0.44 B	2.0	ug/L	SW846 6020	07/31-08/06/09	LG9491AW
		Dilution Factor: 1		Analysis Time..: 13:28	Analyst ID.....: 002260	
		Instrument ID..: I8		MDL.....: 0.066		
Copper	23.0 J	2.0	ug/L	SW846 6020	07/31-08/06/09	LG9491AJ
		Dilution Factor: 1		Analysis Time..: 13:28	Analyst ID.....: 002260	
		Instrument ID..: I8		MDL.....: 0.064		
Iron	47.2 B,J	50.0	ug/L	SW846 6020	07/31-08/06/09	LG9491AK
		Dilution Factor: 1		Analysis Time..: 13:28	Analyst ID.....: 002260	
		Instrument ID..: I8		MDL.....: 11.0		
Manganese	1390 J	1.0	ug/L	SW846 6020	07/31-08/06/09	LG9491AM
		Dilution Factor: 1		Analysis Time..: 13:28	Analyst ID.....: 002260	
		Instrument ID..: I8		MDL.....: 0.14		

(Continued on next page)

Tetra Tech NUS, Inc

Client Sample ID: MRC-MW07A-072909

TOTAL Metals

Lot-Sample #...: A9G300230-002 Matrix.....: WG

PARAMETER	RESULT	REPORTING LIMIT	UNITS	METHOD	PREPARATION-ANALYSIS DATE	WORK ORDER #
Molybdenum	ND	2.0	ug/L	SW846 6020	07/31-08/06/09	LG9491AN
		Dilution Factor: 1		Analysis Time..: 13:28	Analyst ID.....: 002260	
		Instrument ID..: I8		MDL.....: 0.20		
Nickel	**274 J**	**2.0**	**ug/L**	**SW846 6020**	**07/31-08/06/09**	**LG9491AP**
		Dilution Factor: 1		Analysis Time..: 13:28	Analyst ID.....: 002260	
		Instrument ID..: I8		MDL.....: 0.10		
Lead	**2.0**	**1.0**	**ug/L**	**SW846 6020**	**07/31-08/06/09**	**LG9491AL**
		Dilution Factor: 1		Analysis Time..: 13:28	Analyst ID.....: 002260	
		Instrument ID..: I8		MDL.....: 0.034		
Antimony	**0.47 B**	**2.0**	**ug/L**	**SW846 6020**	**07/31-08/06/09**	**LG9491AC**
		Dilution Factor: 1		Analysis Time..: 13:28	Analyst ID.....: 002260	
		Instrument ID..: I8		MDL.....: 0.055		
Selenium	**2.1 B**	**5.0**	**ug/L**	**SW846 6020**	**07/31-08/06/09**	**LG9491AQ**
		Dilution Factor: 1		Analysis Time..: 13:28	Analyst ID.....: 002260	
		Instrument ID..: I8		MDL.....: 0.14		
Thallium	**0.16 B**	**1.0**	**ug/L**	**SW846 6020**	**07/31-08/06/09**	**LG9491AT**
		Dilution Factor: 1		Analysis Time..: 13:28	Analyst ID.....: 002260	
		Instrument ID..: I8		MDL.....: 0.12		
Vanadium	ND	20.0	ug/L	SW846 6020	07/31-08/06/09	LG9491AU
		Dilution Factor: 1		Analysis Time..: 13:28	Analyst ID.....: 002260	
		Instrument ID..: I8		MDL.....: 0.60		
Zinc	**75.1 J**	**20.0**	**ug/L**	**SW846 6020**	**07/31-08/06/09**	**LG9491AV**
		Dilution Factor: 1		Analysis Time..: 13:28	Analyst ID.....: 002260	
		Instrument ID..: I8		MDL.....: 0.85		
Mercury	ND	0.20	ug/L	SW846 7470A	07/31-08/03/09	LG9491AX
		Dilution Factor: 1		Analysis Time..: 16:50	Analyst ID.....: 001576	
		Instrument ID..: H1		MDL.....: 0.10		

NOTE(S):

B Estimated result. Result is less than RL.

J Method blank contamination. The associated method blank contains the target analyte at a reportable level.

Tetra Tech NUS, Inc

Client Sample ID: MRC-MW08A-072809

TOTAL Metals

Lot-Sample #...: A9G290200-002 Matrix.....: WG
Date Sampled...: 07/28/09 11:39 Date Received..: 07/29/09

PARAMETER	RESULT	REPORTING LIMIT	UNITS	METHOD	PREPARATION-ANALYSIS DATE	WORK ORDER #
Prep Batch #...: 9211016						
Silver	ND	1.0	ug/L	SW846 6020	07/30-08/03/09	LG73R1AR
		Dilution Factor: 1		Analysis Time..: 20:37	Analyst ID.....: 002260	
		Instrument ID..: I8		MDL.....: 0.033		
Arsenic	0.40 B	5.0	ug/L	SW846 6020	07/30-08/03/09	LG73R1AD
		Dilution Factor: 1		Analysis Time..: 20:37	Analyst ID.....: 002260	
		Instrument ID..: I8		MDL.....: 0.21		
Barium	148 J	1.0	ug/L	SW846 6020	07/30-08/03/09	LG73R1AE
		Dilution Factor: 1		Analysis Time..: 20:37	Analyst ID.....: 002260	
		Instrument ID..: I8		MDL.....: 0.052		
Beryllium	0.58 B	1.0	ug/L	SW846 6020	07/30-08/03/09	LG73R1AF
		Dilution Factor: 1		Analysis Time..: 20:37	Analyst ID.....: 002260	
		Instrument ID..: I8		MDL.....: 0.037		
Cadmium	0.088 B	1.0	ug/L	SW846 6020	07/30-08/03/09	LG73R1AG
		Dilution Factor: 1		Analysis Time..: 20:37	Analyst ID.....: 002260	
		Instrument ID..: I8		MDL.....: 0.027		
Cobalt	120 J	1.0	ug/L	SW846 6020	07/30-08/03/09	LG73R1AH
		Dilution Factor: 1		Analysis Time..: 20:37	Analyst ID.....: 002260	
		Instrument ID..: I8		MDL.....: 0.033		
Chromium	0.96 B	2.0	ug/L	SW846 6020	07/30-08/03/09	LG73R1AW
		Dilution Factor: 1		Analysis Time..: 20:37	Analyst ID.....: 002260	
		Instrument ID..: I8		MDL.....: 0.066		
Copper	0.77 B,J	2.0	ug/L	SW846 6020	07/30-08/03/09	LG73R1AJ
		Dilution Factor: 1		Analysis Time..: 20:37	Analyst ID.....: 002260	
		Instrument ID..: I8		MDL.....: 0.064		
Iron	37200 J	50.0	ug/L	SW846 6020	07/30-08/03/09	LG73R1AK
		Dilution Factor: 1		Analysis Time..: 20:37	Analyst ID.....: 002260	
		Instrument ID..: I8		MDL.....: 11.0		
Manganese	40700 J	10.0	ug/L	SW846 6020	07/30-08/04/09	LG73R1AM
		Dilution Factor: 10		Analysis Time..: 11:21	Analyst ID.....: 002260	
		Instrument ID..: I8		MDL.....: 1.4		

(Continued on next page)

Tetra Tech NUS, Inc

Client Sample ID: MRC-MW08A-072809

TOTAL Metals

Lot-Sample #...: A9G290200-002 Matrix.....: WG

PARAMETER	RESULT	REPORTING LIMIT	UNITS	METHOD	PREPARATION-ANALYSIS DATE	WORK ORDER #
Molybdenum	ND	2.0	ug/L	SW846 6020	07/30-08/03/09	LG73R1AN
		Dilution Factor: 1		Analysis Time..: 20:37	Analyst ID.....: 002260	
		Instrument ID..: I8		MDL.....: 0.20		
Nickel	262 J	2.0	ug/L	SW846 6020	07/30-08/03/09	LG73R1AP
		Dilution Factor: 1		Analysis Time..: 20:37	Analyst ID.....: 002260	
		Instrument ID..: I8		MDL.....: 0.10		
Lead	0.43 B	1.0	ug/L	SW846 6020	07/30-08/03/09	LG73R1AL
		Dilution Factor: 1		Analysis Time..: 20:37	Analyst ID.....: 002260	
		Instrument ID..: I8		MDL.....: 0.034		
Antimony	ND	2.0	ug/L	SW846 6020	07/30-08/03/09	LG73R1AC
		Dilution Factor: 1		Analysis Time..: 20:37	Analyst ID.....: 002260	
		Instrument ID..: I8		MDL.....: 0.055		
Selenium	0.29 B	5.0	ug/L	SW846 6020	07/30-08/03/09	LG73R1AQ
		Dilution Factor: 1		Analysis Time..: 20:37	Analyst ID.....: 002260	
		Instrument ID..: I8		MDL.....: 0.14		
Thallium	ND	1.0	ug/L	SW846 6020	07/30-08/03/09	LG73R1AT
		Dilution Factor: 1		Analysis Time..: 20:37	Analyst ID.....: 002260	
		Instrument ID..: I8		MDL.....: 0.12		
Vanadium	0.72 B	20.0	ug/L	SW846 6020	07/30-08/03/09	LG73R1AU
		Dilution Factor: 1		Analysis Time..: 20:37	Analyst ID.....: 002260	
		Instrument ID..: I8		MDL.....: 0.60		
Zinc	116 J	20.0	ug/L	SW846 6020	07/30-08/03/09	LG73R1AV
		Dilution Factor: 1		Analysis Time..: 20:37	Analyst ID.....: 002260	
		Instrument ID..: I8		MDL.....: 0.85		
Mercury	ND	0.20	ug/L	SW846 7470A	07/30/09	LG73R1AX
		Dilution Factor: 1		Analysis Time..: 15:46	Analyst ID.....: 001576	
		Instrument ID..: H1		MDL.....: 0.10		

NOTE(S):

B Estimated result. Result is less than RL.

J Method blank contamination. The associated method blank contains the target analyte at a reportable level.

Tetra Tech NUS, Inc

Client Sample ID: MRC-MW12A-073009

TOTAL Metals

Lot-Sample #...: A9G310180-003 Matrix.....: WG
Date Sampled...: 07/30/09 13:57 Date Received..: 07/31/09

PARAMETER	RESULT	REPORTING LIMIT	UNITS	METHOD	PREPARATION-ANALYSIS DATE	WORK ORDER #
Prep Batch #...: 9216016						
Silver	ND	1.0	ug/L	SW846 6020	08/04-08/06/09	LHCXD1A4
		Dilution Factor: 1		Analysis Time..: 14:49	Analyst ID.....: 002260	
		Instrument ID..: I8		MDL.....: 0.033		
Arsenic	0.94 B	5.0	ug/L	SW846 6020	08/04-08/06/09	LHCXD1AP
		Dilution Factor: 1		Analysis Time..: 14:49	Analyst ID.....: 002260	
		Instrument ID..: I8		MDL.....: 0.21		
Barium	87.1 J	1.0	ug/L	SW846 6020	08/04-08/06/09	LHCXD1AQ
		Dilution Factor: 1		Analysis Time..: 14:49	Analyst ID.....: 002260	
		Instrument ID..: I8		MDL.....: 0.052		
Beryllium	0.14 B	1.0	ug/L	SW846 6020	08/04-08/06/09	LHCXD1AR
		Dilution Factor: 1		Analysis Time..: 14:49	Analyst ID.....: 002260	
		Instrument ID..: I8		MDL.....: 0.037		
Cadmium	0.070 B	1.0	ug/L	SW846 6020	08/04-08/06/09	LHCXD1AT
		Dilution Factor: 1		Analysis Time..: 14:49	Analyst ID.....: 002260	
		Instrument ID..: I8		MDL.....: 0.027		
Cobalt	34.2	1.0	ug/L	SW846 6020	08/04-08/06/09	LHCXD1AU
		Dilution Factor: 1		Analysis Time..: 14:49	Analyst ID.....: 002260	
		Instrument ID..: I8		MDL.....: 0.033		
Chromium	0.92 B	2.0	ug/L	SW846 6020	08/04-08/06/09	LHCXD1A8
		Dilution Factor: 1		Analysis Time..: 14:49	Analyst ID.....: 002260	
		Instrument ID..: I8		MDL.....: 0.066		
Copper	1.2 B,J	2.0	ug/L	SW846 6020	08/04-08/06/09	LHCXD1AV
		Dilution Factor: 1		Analysis Time..: 14:49	Analyst ID.....: 002260	
		Instrument ID..: I8		MDL.....: 0.064		
Iron	31700 J	50.0	ug/L	SW846 6020	08/04-08/06/09	LHCXD1AW
		Dilution Factor: 1		Analysis Time..: 14:49	Analyst ID.....: 002260	
		Instrument ID..: I8		MDL.....: 11.0		
Manganese	2010 J	1.0	ug/L	SW846 6020	08/04-08/06/09	LHCXD1A0
		Dilution Factor: 1		Analysis Time..: 14:49	Analyst ID.....: 002260	
		Instrument ID..: I8		MDL.....: 0.14		

(Continued on next page)

Tetra Tech NUS, Inc

Client Sample ID: MRC-MW12A-073009

TOTAL Metals

Lot-Sample #...: A9G310180-003 Matrix.....: WG

PARAMETER	RESULT	REPORTING LIMIT	UNITS	METHOD	PREPARATION-ANALYSIS DATE	WORK ORDER #
Molybdenum	0.37 B	2.0	ug/L	SW846 6020	08/04-08/06/09	LHCXD1A1
		Dilution Factor: 1		Analysis Time..: 14:49	Analyst ID.....: 002260	
		Instrument ID..: I8		MDL.....: 0.20		
Nickel	66.9	2.0	ug/L	SW846 6020	08/04-08/06/09	LHCXD1A2
		Dilution Factor: 1		Analysis Time..: 14:49	Analyst ID.....: 002260	
		Instrument ID..: I8		MDL.....: 0.10		
Lead	0.84 B,J	1.0	ug/L	SW846 6020	08/04-08/06/09	LHCXD1AX
		Dilution Factor: 1		Analysis Time..: 14:49	Analyst ID.....: 002260	
		Instrument ID..: I8		MDL.....: 0.034		
Antimony	0.24 B	2.0	ug/L	SW846 6020	08/04-08/06/09	LHCXD1AN
		Dilution Factor: 1		Analysis Time..: 14:49	Analyst ID.....: 002260	
		Instrument ID..: I8		MDL.....: 0.055		
Selenium	0.23 B	5.0	ug/L	SW846 6020	08/04-08/06/09	LHCXD1A3
		Dilution Factor: 1		Analysis Time..: 14:49	Analyst ID.....: 002260	
		Instrument ID..: I8		MDL.....: 0.14		
Thallium	ND	1.0	ug/L	SW846 6020	08/04-08/06/09	LHCXD1A5
		Dilution Factor: 1		Analysis Time..: 14:49	Analyst ID.....: 002260	
		Instrument ID..: I8		MDL.....: 0.12		
Vanadium	1.3 B	20.0	ug/L	SW846 6020	08/04-08/06/09	LHCXD1A6
		Dilution Factor: 1		Analysis Time..: 14:49	Analyst ID.....: 002260	
		Instrument ID..: I8		MDL.....: 0.60		
Zinc	191 J	20.0	ug/L	SW846 6020	08/04-08/06/09	LHCXD1A7
		Dilution Factor: 1		Analysis Time..: 14:49	Analyst ID.....: 002260	
		Instrument ID..: I8		MDL.....: 0.85		
Mercury	ND	0.20	ug/L	SW846 7470A	08/04-08/05/09	LHCXD1A9
		Dilution Factor: 1		Analysis Time..: 13:11	Analyst ID.....: 001576	
		Instrument ID..: H1		MDL.....: 0.10		

NOTE(S):

B Estimated result. Result is less than RL.

J Method blank contamination. The associated method blank contains the target analyte at a reportable level.

Tetra Tech NUS, Inc

Client Sample ID: MRC-MW12B-073009

TOTAL Metals

Lot-Sample #...: A9G310180-002 Matrix.....: WG
Date Sampled...: 07/30/09 10:44 Date Received..: 07/31/09

PARAMETER	RESULT	REPORTING LIMIT	UNITS	METHOD	PREPARATION-ANALYSIS DATE	WORK ORDER #
Prep Batch #...: 9216016						
Silver	ND	1.0	ug/L	SW846 6020	08/04-08/06/09	LHCVA1AR
		Dilution Factor: 1		Analysis Time..: 14:41	Analyst ID.....: 002260	
		Instrument ID..: I8		MDL.....: 0.033		
Arsenic	ND	5.0	ug/L	SW846 6020	08/04-08/06/09	LHCVA1AD
		Dilution Factor: 1		Analysis Time..: 14:41	Analyst ID.....: 002260	
		Instrument ID..: I8		MDL.....: 0.21		
Barium	89.6 J	1.0	ug/L	SW846 6020	08/04-08/06/09	LHCVA1AE
		Dilution Factor: 1		Analysis Time..: 14:41	Analyst ID.....: 002260	
		Instrument ID..: I8		MDL.....: 0.052		
Beryllium	0.063 B	1.0	ug/L	SW846 6020	08/04-08/06/09	LHCVA1AF
		Dilution Factor: 1		Analysis Time..: 14:41	Analyst ID.....: 002260	
		Instrument ID..: I8		MDL.....: 0.037		
Cadmium	0.040 B	1.0	ug/L	SW846 6020	08/04-08/06/09	LHCVA1AG
		Dilution Factor: 1		Analysis Time..: 14:41	Analyst ID.....: 002260	
		Instrument ID..: I8		MDL.....: 0.027		
Cobalt	26.9	1.0	ug/L	SW846 6020	08/04-08/06/09	LHCVA1AH
		Dilution Factor: 1		Analysis Time..: 14:41	Analyst ID.....: 002260	
		Instrument ID..: I8		MDL.....: 0.033		
Chromium	0.19 B	2.0	ug/L	SW846 6020	08/04-08/06/09	LHCVA1AW
		Dilution Factor: 1		Analysis Time..: 14:41	Analyst ID.....: 002260	
		Instrument ID..: I8		MDL.....: 0.066		
Copper	0.22 B,J	2.0	ug/L	SW846 6020	08/04-08/06/09	LHCVA1AJ
		Dilution Factor: 1		Analysis Time..: 14:41	Analyst ID.....: 002260	
		Instrument ID..: I8		MDL.....: 0.064		
Iron	5180 J	50.0	ug/L	SW846 6020	08/04-08/06/09	LHCVA1AK
		Dilution Factor: 1		Analysis Time..: 14:41	Analyst ID.....: 002260	
		Instrument ID..: I8		MDL.....: 11.0		
Manganese	2150 J	1.0	ug/L	SW846 6020	08/04-08/06/09	LHCVA1AM
		Dilution Factor: 1		Analysis Time..: 14:41	Analyst ID.....: 002260	
		Instrument ID..: I8		MDL.....: 0.14		

(Continued on next page)

Tetra Tech NUS, Inc

Client Sample ID: MRC-MW12B-073009

TOTAL Metals

Lot-Sample #...: A9G310180-002 Matrix.....: WG

PARAMETER	RESULT	REPORTING LIMIT	UNITS	METHOD	PREPARATION-ANALYSIS DATE	WORK ORDER #
Molybdenum	ND	2.0	ug/L	SW846 6020	08/04-08/06/09	LHCVA1AN
		Dilution Factor: 1		Analysis Time..: 14:41	Analyst ID.....: 002260	
		Instrument ID..: I8		MDL.....: 0.20		
Nickel	56.2	2.0	ug/L	SW846 6020	08/04-08/06/09	LHCVA1AP
		Dilution Factor: 1		Analysis Time..: 14:41	Analyst ID.....: 002260	
		Instrument ID..: I8		MDL.....: 0.10		
Lead	0.10 B,J	1.0	ug/L	SW846 6020	08/04-08/06/09	LHCVA1AL
		Dilution Factor: 1		Analysis Time..: 14:41	Analyst ID.....: 002260	
		Instrument ID..: I8		MDL.....: 0.034		
Antimony	ND	2.0	ug/L	SW846 6020	08/04-08/06/09	LHCVA1AC
		Dilution Factor: 1		Analysis Time..: 14:41	Analyst ID.....: 002260	
		Instrument ID..: I8		MDL.....: 0.055		
Selenium	ND	5.0	ug/L	SW846 6020	08/04-08/06/09	LHCVA1AQ
		Dilution Factor: 1		Analysis Time..: 14:41	Analyst ID.....: 002260	
		Instrument ID..: I8		MDL.....: 0.14		
Thallium	ND	1.0	ug/L	SW846 6020	08/04-08/06/09	LHCVA1AT
		Dilution Factor: 1		Analysis Time..: 14:41	Analyst ID.....: 002260	
		Instrument ID..: I8		MDL.....: 0.12		
Vanadium	ND	20.0	ug/L	SW846 6020	08/04-08/06/09	LHCVA1AU
		Dilution Factor: 1		Analysis Time..: 14:41	Analyst ID.....: 002260	
		Instrument ID..: I8		MDL.....: 0.60		
Zinc	91.6 J	20.0	ug/L	SW846 6020	08/04-08/06/09	LHCVA1AV
		Dilution Factor: 1		Analysis Time..: 14:41	Analyst ID.....: 002260	
		Instrument ID..: I8		MDL.....: 0.85		
Mercury	ND	0.20	ug/L	SW846 7470A	08/04-08/05/09	LHCVA1AX
		Dilution Factor: 1		Analysis Time..: 13:07	Analyst ID.....: 001576	
		Instrument ID..: H1		MDL.....: 0.10		

NOTE(S):

J Method blank contamination. The associated method blank contains the target analyte at a reportable level.

B Estimated result. Result is less than RL.

Tetra Tech NUS, Inc

Client Sample ID: MRC-MW14A-073009

TOTAL Metals

Lot-Sample #...: A9G310180-004 Matrix.....: WG
Date Sampled...: 07/30/09 15:20 Date Received..: 07/31/09

PARAMETER	RESULT	REPORTING LIMIT	UNITS	METHOD	PREPARATION-ANALYSIS DATE	WORK ORDER #
Prep Batch #...: 9216016						
Silver	ND	1.0	ug/L	SW846 6020	08/04-08/06/09	LHCXE1A4
		Dilution Factor: 1		Analysis Time..: 15:06	Analyst ID.....: 002260	
		Instrument ID..: I8		MDL.....: 0.033		
Arsenic	**1.0 B**	**5.0**	**ug/L**	**SW846 6020**	**08/04-08/06/09**	**LHCXE1AP**
		Dilution Factor: 1		Analysis Time..: 15:06	Analyst ID.....: 002260	
		Instrument ID..: I8		MDL.....: 0.21		
Barium	**58.8 J**	**1.0**	**ug/L**	**SW846 6020**	**08/04-08/06/09**	**LHCXE1AQ**
		Dilution Factor: 1		Analysis Time..: 15:06	Analyst ID.....: 002260	
		Instrument ID..: I8		MDL.....: 0.052		
Beryllium	**0.041 B**	**1.0**	**ug/L**	**SW846 6020**	**08/04-08/06/09**	**LHCXE1AR**
		Dilution Factor: 1		Analysis Time..: 15:06	Analyst ID.....: 002260	
		Instrument ID..: I8		MDL.....: 0.037		
Cadmium	ND	1.0	ug/L	SW846 6020	08/04-08/06/09	LHCXE1AT
		Dilution Factor: 1		Analysis Time..: 15:06	Analyst ID.....: 002260	
		Instrument ID..: I8		MDL.....: 0.027		
Cobalt	**62.5**	**1.0**	**ug/L**	**SW846 6020**	**08/04-08/06/09**	**LHCXE1AU**
		Dilution Factor: 1		Analysis Time..: 15:06	Analyst ID.....: 002260	
		Instrument ID..: I8		MDL.....: 0.033		
Chromium	ND	2.0	ug/L	SW846 6020	08/04-08/06/09	LHCXE1A8
		Dilution Factor: 1		Analysis Time..: 15:06	Analyst ID.....: 002260	
		Instrument ID..: I8		MDL.....: 0.066		
Copper	**0.10 B,J**	**2.0**	**ug/L**	**SW846 6020**	**08/04-08/06/09**	**LHCXE1AV**
		Dilution Factor: 1		Analysis Time..: 15:06	Analyst ID.....: 002260	
		Instrument ID..: I8		MDL.....: 0.064		
Iron	**46400 J**	**50.0**	**ug/L**	**SW846 6020**	**08/04-08/06/09**	**LHCXE1AW**
		Dilution Factor: 1		Analysis Time..: 15:06	Analyst ID.....: 002260	
		Instrument ID..: I8		MDL.....: 11.0		
Manganese	**3190 J**	**1.0**	**ug/L**	**SW846 6020**	**08/04-08/06/09**	**LHCXE1A0**
		Dilution Factor: 1		Analysis Time..: 15:06	Analyst ID.....: 002260	
		Instrument ID..: I8		MDL.....: 0.14		

(Continued on next page)

Tetra Tech NUS, Inc

Client Sample ID: MRC-MW14A-073009

TOTAL Metals

Lot-Sample #...: A9G310180-004 Matrix.....: WG

PARAMETER	RESULT	REPORTING LIMIT	UNITS	METHOD	PREPARATION-ANALYSIS DATE	WORK ORDER #
Molybdenum	ND	2.0	ug/L	SW846 6020	08/04-08/06/09	LHCXE1A1
		Dilution Factor: 1		Analysis Time..: 15:06	Analyst ID.....: 002260	
		Instrument ID..: I8		MDL.....: 0.20		
Nickel	45.2	2.0	ug/L	SW846 6020	08/04-08/06/09	LHCXE1A2
		Dilution Factor: 1		Analysis Time..: 15:06	Analyst ID.....: 002260	
		Instrument ID..: I8		MDL.....: 0.10		
Lead	0.045 B,J	1.0	ug/L	SW846 6020	08/04-08/06/09	LHCXE1AX
		Dilution Factor: 1		Analysis Time..: 15:06	Analyst ID.....: 002260	
		Instrument ID..: I8		MDL.....: 0.034		
Antimony	ND	2.0	ug/L	SW846 6020	08/04-08/06/09	LHCXE1AN
		Dilution Factor: 1		Analysis Time..: 15:06	Analyst ID.....: 002260	
		Instrument ID..: I8		MDL.....: 0.055		
Selenium	0.25 B	5.0	ug/L	SW846 6020	08/04-08/06/09	LHCXE1A3
		Dilution Factor: 1		Analysis Time..: 15:06	Analyst ID.....: 002260	
		Instrument ID..: I8		MDL.....: 0.14		
Thallium	ND	1.0	ug/L	SW846 6020	08/04-08/06/09	LHCXE1A5
		Dilution Factor: 1		Analysis Time..: 15:06	Analyst ID.....: 002260	
		Instrument ID..: I8		MDL.....: 0.12		
Vanadium	ND	20.0	ug/L	SW846 6020	08/04-08/06/09	LHCXE1A6
		Dilution Factor: 1		Analysis Time..: 15:06	Analyst ID.....: 002260	
		Instrument ID..: I8		MDL.....: 0.60		
Zinc	26.7 J	20.0	ug/L	SW846 6020	08/04-08/06/09	LHCXE1A7
		Dilution Factor: 1		Analysis Time..: 15:06	Analyst ID.....: 002260	
		Instrument ID..: I8		MDL.....: 0.85		
Mercury	ND	0.20	ug/L	SW846 7470A	08/04-08/05/09	LHCXE1A9
		Dilution Factor: 1		Analysis Time..: 13:13	Analyst ID.....: 001576	
		Instrument ID..: H1		MDL.....: 0.10		

NOTE(S):

B Estimated result. Result is less than RL.

J Method blank contamination. The associated method blank contains the target analyte at a reportable level.

Tetra Tech NUS, Inc

Client Sample ID: MRC-MW17A-073109

TOTAL Metals

Lot-Sample #...: A9H010115-002 Matrix.....: WG
Date Sampled...: 07/31/09 09:22 Date Received..: 08/01/09

PARAMETER	RESULT	REPORTING LIMIT	UNITS	METHOD	PREPARATION-ANALYSIS DATE	WORK ORDER #
Prep Batch #...: 9216016						
Silver	ND	1.0	ug/L	SW846 6020	08/04-08/06/09	LHEFC1AR
		Dilution Factor: 1		Analysis Time..: 15:14	Analyst ID.....: 002260	
		Instrument ID..: I8		MDL.....: 0.033		
Arsenic	1.4 B	5.0	ug/L	SW846 6020	08/04-08/06/09	LHEFC1AD
		Dilution Factor: 1		Analysis Time..: 15:14	Analyst ID.....: 002260	
		Instrument ID..: I8		MDL.....: 0.21		
Barium	322 J	1.0	ug/L	SW846 6020	08/04-08/06/09	LHEFC1AE
		Dilution Factor: 1		Analysis Time..: 15:14	Analyst ID.....: 002260	
		Instrument ID..: I8		MDL.....: 0.052		
Beryllium	0.42 B	1.0	ug/L	SW846 6020	08/04-08/06/09	LHEFC1AF
		Dilution Factor: 1		Analysis Time..: 15:14	Analyst ID.....: 002260	
		Instrument ID..: I8		MDL.....: 0.037		
Cadmium	0.14 B	1.0	ug/L	SW846 6020	08/04-08/06/09	LHEFC1AG
		Dilution Factor: 1		Analysis Time..: 15:14	Analyst ID.....: 002260	
		Instrument ID..: I8		MDL.....: 0.027		
Cobalt	110	1.0	ug/L	SW846 6020	08/04-08/06/09	LHEFC1AH
		Dilution Factor: 1		Analysis Time..: 15:14	Analyst ID.....: 002260	
		Instrument ID..: I8		MDL.....: 0.033		
Chromium	ND	2.0	ug/L	SW846 6020	08/04-08/06/09	LHEFC1AW
		Dilution Factor: 1		Analysis Time..: 15:14	Analyst ID.....: 002260	
		Instrument ID..: I8		MDL.....: 0.066		
Copper	0.18 B,J	2.0	ug/L	SW846 6020	08/04-08/06/09	LHEFC1AJ
		Dilution Factor: 1		Analysis Time..: 15:14	Analyst ID.....: 002260	
		Instrument ID..: I8		MDL.....: 0.064		
Iron	51000 J	50.0	ug/L	SW846 6020	08/04-08/06/09	LHEFC1AK
		Dilution Factor: 1		Analysis Time..: 15:14	Analyst ID.....: 002260	
		Instrument ID..: I8		MDL.....: 11.0		
Manganese	13800 J	20.0	ug/L	SW846 6020	08/04-08/07/09	LHEFC1AM
		Dilution Factor: 20		Analysis Time..: 13:31	Analyst ID.....: 002260	
		Instrument ID..: I8		MDL.....: 2.8		

(Continued on next page)

Tetra Tech NUS, Inc

Client Sample ID: MRC-MW17A-073109

TOTAL Metals

Lot-Sample #...: A9H010115-002 Matrix.....: WG

PARAMETER	RESULT	REPORTING LIMIT	UNITS	METHOD	PREPARATION-ANALYSIS DATE	WORK ORDER #
Molybdenum	ND	2.0	ug/L	SW846 6020	08/04-08/06/09	LHEFC1AN
		Dilution Factor: 1		Analysis Time..: 15:14	Analyst ID.....: 002260	
		Instrument ID..: I8		MDL.....: 0.20		
Nickel	122	2.0	ug/L	SW846 6020	08/04-08/06/09	LHEFC1AP
		Dilution Factor: 1		Analysis Time..: 15:14	Analyst ID.....: 002260	
		Instrument ID..: I8		MDL.....: 0.10		
Lead	0.20 B,J	1.0	ug/L	SW846 6020	08/04-08/06/09	LHEFC1AL
		Dilution Factor: 1		Analysis Time..: 15:14	Analyst ID.....: 002260	
		Instrument ID..: I8		MDL.....: 0.034		
Antimony	0.074 B	2.0	ug/L	SW846 6020	08/04-08/06/09	LHEFC1AC
		Dilution Factor: 1		Analysis Time..: 15:14	Analyst ID.....: 002260	
		Instrument ID..: I8		MDL.....: 0.055		
Selenium	0.18 B	5.0	ug/L	SW846 6020	08/04-08/06/09	LHEFC1AQ
		Dilution Factor: 1		Analysis Time..: 15:14	Analyst ID.....: 002260	
		Instrument ID..: I8		MDL.....: 0.14		
Thallium	ND	1.0	ug/L	SW846 6020	08/04-08/06/09	LHEFC1AT
		Dilution Factor: 1		Analysis Time..: 15:14	Analyst ID.....: 002260	
		Instrument ID..: I8		MDL.....: 0.12		
Vanadium	ND	20.0	ug/L	SW846 6020	08/04-08/06/09	LHEFC1AU
		Dilution Factor: 1		Analysis Time..: 15:14	Analyst ID.....: 002260	
		Instrument ID..: I8		MDL.....: 0.60		
Zinc	120 J	20.0	ug/L	SW846 6020	08/04-08/06/09	LHEFC1AV
		Dilution Factor: 1		Analysis Time..: 15:14	Analyst ID.....: 002260	
		Instrument ID..: I8		MDL.....: 0.85		
Mercury	ND	0.20	ug/L	SW846 7470A	08/04-08/05/09	LHEFC1AX
		Dilution Factor: 1		Analysis Time..: 12:57	Analyst ID.....: 001576	
		Instrument ID..: H1		MDL.....: 0.10		

NOTE(S):

B Estimated result. Result is less than RL.

J Method blank contamination. The associated method blank contains the target analyte at a reportable level.

Tetra Tech NUS, Inc

Client Sample ID: MRC-MW19A-072909

TOTAL Metals

Lot-Sample #...: A9G300230-003 Matrix.....: WG
Date Sampled...: 07/29/09 12:58 Date Received..: 07/30/09

PARAMETER	RESULT	REPORTING LIMIT	UNITS	METHOD	PREPARATION-ANALYSIS DATE	WORK ORDER #
Prep Batch #...: 9212015						
Silver	0.047 B	1.0	ug/L	SW846 6020	07/31-08/06/09	LG95J1A4
		Dilution Factor: 1		Analysis Time..: 13:36	Analyst ID.....: 002260	
		Instrument ID..: I8		MDL.....: 0.033		
Arsenic	5.1	5.0	ug/L	SW846 6020	07/31-08/06/09	LG95J1AP
		Dilution Factor: 1		Analysis Time..: 13:36	Analyst ID.....: 002260	
		Instrument ID..: I8		MDL.....: 0.21		
Barium	95.7 J	1.0	ug/L	SW846 6020	07/31-08/06/09	LG95J1AQ
		Dilution Factor: 1		Analysis Time..: 13:36	Analyst ID.....: 002260	
		Instrument ID..: I8		MDL.....: 0.052		
Beryllium	3.2	1.0	ug/L	SW846 6020	07/31-08/06/09	LG95J1AR
		Dilution Factor: 1		Analysis Time..: 13:36	Analyst ID.....: 002260	
		Instrument ID..: I8		MDL.....: 0.037		
Cadmium	1.3	1.0	ug/L	SW846 6020	07/31-08/06/09	LG95J1AT
		Dilution Factor: 1		Analysis Time..: 13:36	Analyst ID.....: 002260	
		Instrument ID..: I8		MDL.....: 0.027		
Cobalt	674	1.0	ug/L	SW846 6020	07/31-08/06/09	LG95J1AU
		Dilution Factor: 1		Analysis Time..: 13:36	Analyst ID.....: 002260	
		Instrument ID..: I8		MDL.....: 0.033		
Chromium	28.3	2.0	ug/L	SW846 6020	07/31-08/06/09	LG95J1A8
		Dilution Factor: 1		Analysis Time..: 13:36	Analyst ID.....: 002260	
		Instrument ID..: I8		MDL.....: 0.066		
Copper	210 J	2.0	ug/L	SW846 6020	07/31-08/06/09	LG95J1AV
		Dilution Factor: 1		Analysis Time..: 13:36	Analyst ID.....: 002260	
		Instrument ID..: I8		MDL.....: 0.064		
Iron	25300 J	50.0	ug/L	SW846 6020	07/31-08/06/09	LG95J1AW
		Dilution Factor: 1		Analysis Time..: 13:36	Analyst ID.....: 002260	
		Instrument ID..: I8		MDL.....: 11.0		
Manganese	1790 J	1.0	ug/L	SW846 6020	07/31-08/06/09	LG95J1A0
		Dilution Factor: 1		Analysis Time..: 13:36	Analyst ID.....: 002260	
		Instrument ID..: I8		MDL.....: 0.14		

(Continued on next page)

Tetra Tech NUS, Inc

Client Sample ID: MRC-MW19A-072909

TOTAL Metals

Lot-Sample #...: A9G300230-003 Matrix.....: WG

PARAMETER	RESULT	REPORTING LIMIT	UNITS	METHOD	PREPARATION-ANALYSIS DATE	WORK ORDER #
Molybdenum	1.3 B	2.0	ug/L	SW846 6020	07/31-08/06/09	LG95J1A1
		Dilution Factor: 1		Analysis Time..: 13:36	Analyst ID.....: 002260	
		Instrument ID..: I8		MDL.....: 0.20		
Nickel	1030 J	2.0	ug/L	SW846 6020	07/31-08/06/09	LG95J1A2
		Dilution Factor: 1		Analysis Time..: 13:36	Analyst ID.....: 002260	
		Instrument ID..: I8		MDL.....: 0.10		
Lead	12.4	1.0	ug/L	SW846 6020	07/31-08/06/09	LG95J1AX
		Dilution Factor: 1		Analysis Time..: 13:36	Analyst ID.....: 002260	
		Instrument ID..: I8		MDL.....: 0.034		
Antimony	0.33 B	2.0	ug/L	SW846 6020	07/31-08/06/09	LG95J1AN
		Dilution Factor: 1		Analysis Time..: 13:36	Analyst ID.....: 002260	
		Instrument ID..: I8		MDL.....: 0.055		
Selenium	1.1 B	5.0	ug/L	SW846 6020	07/31-08/06/09	LG95J1A3
		Dilution Factor: 1		Analysis Time..: 13:36	Analyst ID.....: 002260	
		Instrument ID..: I8		MDL.....: 0.14		
Thallium	0.36 B	1.0	ug/L	SW846 6020	07/31-08/06/09	LG95J1A5
		Dilution Factor: 1		Analysis Time..: 13:36	Analyst ID.....: 002260	
		Instrument ID..: I8		MDL.....: 0.12		
Vanadium	43.0	20.0	ug/L	SW846 6020	07/31-08/06/09	LG95J1A6
		Dilution Factor: 1		Analysis Time..: 13:36	Analyst ID.....: 002260	
		Instrument ID..: I8		MDL.....: 0.60		
Zinc	652 J	20.0	ug/L	SW846 6020	07/31-08/06/09	LG95J1A7
		Dilution Factor: 1		Analysis Time..: 13:36	Analyst ID.....: 002260	
		Instrument ID..: I8		MDL.....: 0.85		
Mercury	ND	0.20	ug/L	SW846 7470A	07/31-08/03/09	LG95J1A9
		Dilution Factor: 1		Analysis Time..: 16:48	Analyst ID.....: 001576	
		Instrument ID..: H1		MDL.....: 0.10		

NOTE(S):

B Estimated result. Result is less than RL.

J Method blank contamination. The associated method blank contains the target analyte at a reportable level.

Tetra Tech NUS, Inc

Client Sample ID: MRC-MW23A-073109

TOTAL Metals

Lot-Sample #...: A9H010115-004 Matrix.....: WG
Date Sampled...: 07/31/09 13:54 Date Received..: 08/01/09

PARAMETER	RESULT	REPORTING LIMIT	UNITS	METHOD	PREPARATION-ANALYSIS DATE	WORK ORDER #
Prep Batch #...: 9216016						
Silver	ND	1.0	ug/L	SW846 6020	08/04-08/06/09	LHEFF1AR
		Dilution Factor: 1		Analysis Time..: 15:41	Analyst ID.....: 002260	
		Instrument ID..: I8		MDL.....: 0.033		
Arsenic	ND	5.0	ug/L	SW846 6020	08/04-08/06/09	LHEFF1AD
		Dilution Factor: 1		Analysis Time..: 15:41	Analyst ID.....: 002260	
		Instrument ID..: I8		MDL.....: 0.21		
Barium	**452 J**	**1.0**	**ug/L**	**SW846 6020**	**08/04-08/06/09**	**LHEFF1AE**
		Dilution Factor: 1		Analysis Time..: 15:41	Analyst ID.....: 002260	
		Instrument ID..: I8		MDL.....: 0.052		
Beryllium	**0.11 B**	**1.0**	**ug/L**	**SW846 6020**	**08/04-08/06/09**	**LHEFF1AF**
		Dilution Factor: 1		Analysis Time..: 15:41	Analyst ID.....: 002260	
		Instrument ID..: I8		MDL.....: 0.037		
Cadmium	**0.087 B**	**1.0**	**ug/L**	**SW846 6020**	**08/04-08/06/09**	**LHEFF1AG**
		Dilution Factor: 1		Analysis Time..: 15:41	Analyst ID.....: 002260	
		Instrument ID..: I8		MDL.....: 0.027		
Cobalt	**307**	**1.0**	**ug/L**	**SW846 6020**	**08/04-08/06/09**	**LHEFF1AH**
		Dilution Factor: 1		Analysis Time..: 15:41	Analyst ID.....: 002260	
		Instrument ID..: I8		MDL.....: 0.033		
Chromium	ND	2.0	ug/L	SW846 6020	08/04-08/06/09	LHEFF1AW
		Dilution Factor: 1		Analysis Time..: 15:41	Analyst ID.....: 002260	
		Instrument ID..: I8		MDL.....: 0.066		
Copper	**0.49 B,J**	**2.0**	**ug/L**	**SW846 6020**	**08/04-08/06/09**	**LHEFF1AJ**
		Dilution Factor: 1		Analysis Time..: 15:41	Analyst ID.....: 002260	
		Instrument ID..: I8		MDL.....: 0.064		
Iron	**29000 J**	**50.0**	**ug/L**	**SW846 6020**	**08/04-08/06/09**	**LHEFF1AK**
		Dilution Factor: 1		Analysis Time..: 15:41	Analyst ID.....: 002260	
		Instrument ID..: I8		MDL.....: 11.0		
Manganese	**27300 J**	**20.0**	**ug/L**	**SW846 6020**	**08/04-08/07/09**	**LHEFF1AM**
		Dilution Factor: 20		Analysis Time..: 13:47	Analyst ID.....: 002260	
		Instrument ID..: I8		MDL.....: 2.8		

(Continued on next page)

Tetra Tech NUS, Inc

Client Sample ID: MRC-MW23A-073109

TOTAL Metals

Lot-Sample #...: A9H010115-004 Matrix.....: WG

PARAMETER	RESULT	REPORTING LIMIT	UNITS	METHOD	PREPARATION-ANALYSIS DATE	WORK ORDER #
Molybdenum	ND	2.0	ug/L	SW846 6020	08/04-08/06/09	LHEFF1AN
		Dilution Factor: 1		Analysis Time..: 15:41	Analyst ID.....: 002260	
		Instrument ID..: I8		MDL.....: 0.20		
Nickel	132	**2.0**	**ug/L**	**SW846 6020**	**08/04-08/06/09**	**LHEFF1AP**
		Dilution Factor: 1		Analysis Time..: 15:41	Analyst ID.....: 002260	
		Instrument ID..: I8		MDL.....: 0.10		
Lead	**0.14 B,J**	**1.0**	**ug/L**	**SW846 6020**	**08/04-08/06/09**	**LHEFF1AL**
		Dilution Factor: 1		Analysis Time..: 15:41	Analyst ID.....: 002260	
		Instrument ID..: I8		MDL.....: 0.034		
Antimony	ND	2.0	ug/L	SW846 6020	08/04-08/06/09	LHEFF1AC
		Dilution Factor: 1		Analysis Time..: 15:41	Analyst ID.....: 002260	
		Instrument ID..: I8		MDL.....: 0.055		
Selenium	0.23 B	**5.0**	**ug/L**	**SW846 6020**	**08/04-08/06/09**	**LHEFF1AQ**
		Dilution Factor: 1		Analysis Time..: 15:41	Analyst ID.....: 002260	
		Instrument ID..: I8		MDL.....: 0.14		
Thallium	ND	1.0	ug/L	SW846 6020	08/04-08/06/09	LHEFF1AT
		Dilution Factor: 1		Analysis Time..: 15:41	Analyst ID.....: 002260	
		Instrument ID..: I8		MDL.....: 0.12		
Vanadium	ND	20.0	ug/L	SW846 6020	08/04-08/06/09	LHEFF1AU
		Dilution Factor: 1		Analysis Time..: 15:41	Analyst ID.....: 002260	
		Instrument ID..: I8		MDL.....: 0.60		
Zinc	**149 J**	**20.0**	**ug/L**	**SW846 6020**	**08/04-08/06/09**	**LHEFF1AV**
		Dilution Factor: 1		Analysis Time..: 15:41	Analyst ID.....: 002260	
		Instrument ID..: I8		MDL.....: 0.85		
Mercury	ND	0.20	ug/L	SW846 7470A	08/04-08/05/09	LHEFF1AX
		Dilution Factor: 1		Analysis Time..: 13:04	Analyst ID.....: 001576	
		Instrument ID..: H1		MDL.....: 0.10		

NOTE(S):

J Method blank contamination. The associated method blank contains the target analyte at a reportable level.

B Estimated result. Result is less than RL.

Tetra Tech NUS, Inc

Client Sample ID: MRC-MW52A-072809

TOTAL Metals

Lot-Sample #...: A9G290200-003 Matrix.....: WG
Date Sampled...: 07/28/09 13:40 Date Received..: 07/29/09

PARAMETER	RESULT	REPORTING LIMIT	UNITS	METHOD	PREPARATION-ANALYSIS DATE	WORK ORDER #
Prep Batch #...: 9211016						
Silver	0.095 B	1.0	ug/L	SW846 6020	07/30-08/03/09	LG7301AQ
		Dilution Factor: 1		Analysis Time..: 20:56	Analyst ID.....: 002260	
		Instrument ID..: I8		MDL.....: 0.033		
Arsenic	1.8 B	5.0	ug/L	SW846 6020	07/30-08/03/09	LG7301AC
		Dilution Factor: 1		Analysis Time..: 20:56	Analyst ID.....: 002260	
		Instrument ID..: I8		MDL.....: 0.21		
Barium	868 J	1.0	ug/L	SW846 6020	07/30-08/03/09	LG7301AD
		Dilution Factor: 1		Analysis Time..: 20:56	Analyst ID.....: 002260	
		Instrument ID..: I8		MDL.....: 0.052		
Beryllium	63.8	1.0	ug/L	SW846 6020	07/30-08/03/09	LG7301AE
		Dilution Factor: 1		Analysis Time..: 20:56	Analyst ID.....: 002260	
		Instrument ID..: I8		MDL.....: 0.037		
Cadmium	3.3	1.0	ug/L	SW846 6020	07/30-08/03/09	LG7301AF
		Dilution Factor: 1		Analysis Time..: 20:56	Analyst ID.....: 002260	
		Instrument ID..: I8		MDL.....: 0.027		
Cobalt	2380 J	1.0	ug/L	SW846 6020	07/30-08/03/09	LG7301AG
		Dilution Factor: 1		Analysis Time..: 20:56	Analyst ID.....: 002260	
		Instrument ID..: I8		MDL.....: 0.033		
Chromium	0.36 B	2.0	ug/L	SW846 6020	07/30-08/03/09	LG7301AV
		Dilution Factor: 1		Analysis Time..: 20:56	Analyst ID.....: 002260	
		Instrument ID..: I8		MDL.....: 0.066		
Copper	83.5 J	2.0	ug/L	SW846 6020	07/30-08/03/09	LG7301AH
		Dilution Factor: 1		Analysis Time..: 20:56	Analyst ID.....: 002260	
		Instrument ID..: I8		MDL.....: 0.064		
Iron	16200 J	50.0	ug/L	SW846 6020	07/30-08/03/09	LG7301AJ
		Dilution Factor: 1		Analysis Time..: 20:56	Analyst ID.....: 002260	
		Instrument ID..: I8		MDL.....: 11.0		
Manganese	35800 J	10.0	ug/L	SW846 6020	07/30-08/04/09	LG7301AL
		Dilution Factor: 10		Analysis Time..: 11:28	Analyst ID.....: 002260	
		Instrument ID..: I8		MDL.....: 1.4		

(Continued on next page)

Tetra Tech NUS, Inc

Client Sample ID: MRC-MW52A-072809

TOTAL Metals

Lot-Sample #...: A9G290200-003 Matrix.....: WG

PARAMETER	RESULT	REPORTING LIMIT	UNITS	METHOD	PREPARATION-ANALYSIS DATE	WORK ORDER #
Molybdenum	ND	2.0	ug/L	SW846 6020	07/30-08/03/09	LG7301AM
		Dilution Factor: 1		Analysis Time..: 20:56	Analyst ID.....: 002260	
		Instrument ID..: I8		MDL.....: 0.20		
Nickel	**1550 J**	**2.0**	**ug/L**	**SW846 6020**	**07/30-08/03/09**	**LG7301AN**
		Dilution Factor: 1		Analysis Time..: 20:56	Analyst ID.....: 002260	
		Instrument ID..: I8		MDL.....: 0.10		
Lead	**1.4**	**1.0**	**ug/L**	**SW846 6020**	**07/30-08/03/09**	**LG7301AK**
		Dilution Factor: 1		Analysis Time..: 20:56	Analyst ID.....: 002260	
		Instrument ID..: I8		MDL.....: 0.034		
Antimony	**0.19 B**	**2.0**	**ug/L**	**SW846 6020**	**07/30-08/03/09**	**LG7301AA**
		Dilution Factor: 1		Analysis Time..: 20:56	Analyst ID.....: 002260	
		Instrument ID..: I8		MDL.....: 0.055		
Selenium	**4.1 B**	**5.0**	**ug/L**	**SW846 6020**	**07/30-08/03/09**	**LG7301AP**
		Dilution Factor: 1		Analysis Time..: 20:56	Analyst ID.....: 002260	
		Instrument ID..: I8		MDL.....: 0.14		
Thallium	**1.4**	**1.0**	**ug/L**	**SW846 6020**	**07/30-08/03/09**	**LG7301AR**
		Dilution Factor: 1		Analysis Time..: 20:56	Analyst ID.....: 002260	
		Instrument ID..: I8		MDL.....: 0.12		
Vanadium	**1.1 B**	**20.0**	**ug/L**	**SW846 6020**	**07/30-08/03/09**	**LG7301AT**
		Dilution Factor: 1		Analysis Time..: 20:56	Analyst ID.....: 002260	
		Instrument ID..: I8		MDL.....: 0.60		
Zinc	**2880 J**	**20.0**	**ug/L**	**SW846 6020**	**07/30-08/03/09**	**LG7301AU**
		Dilution Factor: 1		Analysis Time..: 20:56	Analyst ID.....: 002260	
		Instrument ID..: I8		MDL.....: 0.85		
Mercury	ND	0.20	ug/L	SW846 7470A	07/30/09	LG7301AW
		Dilution Factor: 1		Analysis Time..: 15:43	Analyst ID.....: 001576	
		Instrument ID..: H1		MDL.....: 0.10		

NOTE(S):

B Estimated result. Result is less than RL.

J Method blank contamination. The associated method blank contains the target analyte at a reportable level.

Tetra Tech NUS, Inc

Client Sample ID: MRC-MW53A-072809

TOTAL Metals

Lot-Sample #...: A9G290200-004 Matrix.....: WG
Date Sampled...: 07/28/09 14:52 Date Received..: 07/29/09

PARAMETER	RESULT	REPORTING LIMIT	UNITS	METHOD	PREPARATION-ANALYSIS DATE	WORK ORDER #
Prep Batch #...: 9211016						
Silver	ND	1.0	ug/L	SW846 6020	07/30-08/03/09	LG7331A4
		Dilution Factor: 1		Analysis Time..: 21:04	Analyst ID.....: 002260	
		Instrument ID..: I8		MDL.....: 0.033		
Arsenic	ND	5.0	ug/L	SW846 6020	07/30-08/03/09	LG7331AP
		Dilution Factor: 1		Analysis Time..: 21:04	Analyst ID.....: 002260	
		Instrument ID..: I8		MDL.....: 0.21		
Barium	83.6 J	1.0	ug/L	SW846 6020	07/30-08/03/09	LG7331AQ
		Dilution Factor: 1		Analysis Time..: 21:04	Analyst ID.....: 002260	
		Instrument ID..: I8		MDL.....: 0.052		
Beryllium	7.0	1.0	ug/L	SW846 6020	07/30-08/03/09	LG7331AR
		Dilution Factor: 1		Analysis Time..: 21:04	Analyst ID.....: 002260	
		Instrument ID..: I8		MDL.....: 0.037		
Cadmium	0.23 B	1.0	ug/L	SW846 6020	07/30-08/03/09	LG7331AT
		Dilution Factor: 1		Analysis Time..: 21:04	Analyst ID.....: 002260	
		Instrument ID..: I8		MDL.....: 0.027		
Cobalt	43.7 J	1.0	ug/L	SW846 6020	07/30-08/03/09	LG7331AU
		Dilution Factor: 1		Analysis Time..: 21:04	Analyst ID.....: 002260	
		Instrument ID..: I8		MDL.....: 0.033		
Chromium	0.96 B	2.0	ug/L	SW846 6020	07/30-08/03/09	LG7331A8
		Dilution Factor: 1		Analysis Time..: 21:04	Analyst ID.....: 002260	
		Instrument ID..: I8		MDL.....: 0.066		
Copper	10.4 J	2.0	ug/L	SW846 6020	07/30-08/03/09	LG7331AV
		Dilution Factor: 1		Analysis Time..: 21:04	Analyst ID.....: 002260	
		Instrument ID..: I8		MDL.....: 0.064		
Iron	27.9 B,J	50.0	ug/L	SW846 6020	07/30-08/03/09	LG7331AW
		Dilution Factor: 1		Analysis Time..: 21:04	Analyst ID.....: 002260	
		Instrument ID..: I8		MDL.....: 11.0		
Manganese	187 J	1.0	ug/L	SW846 6020	07/30-08/04/09	LG7331A0
		Dilution Factor: 1		Analysis Time..: 11:36	Analyst ID.....: 002260	
		Instrument ID..: I8		MDL.....: 0.14		

(Continued on next page)

Tetra Tech NUS, Inc

Client Sample ID: MRC-MW53A-072809

TOTAL Metals

Lot-Sample #...: A9G290200-004 Matrix.....: WG

PARAMETER	RESULT	REPORTING LIMIT	UNITS	METHOD	PREPARATION-ANALYSIS DATE	WORK ORDER #
Molybdenum	ND	2.0	ug/L	SW846 6020	07/30-08/03/09	LG7331A1
		Dilution Factor: 1		Analysis Time..: 21:04	Analyst ID.....: 002260	
		Instrument ID..: I8		MDL.....: 0.20		
Nickel	**81.9 J**	**2.0**	**ug/L**	**SW846 6020**	**07/30-08/03/09**	**LG7331A2**
		Dilution Factor: 1		Analysis Time..: 21:04	Analyst ID.....: 002260	
		Instrument ID..: I8		MDL.....: 0.10		
Lead	**0.31 B**	**1.0**	**ug/L**	**SW846 6020**	**07/30-08/03/09**	**LG7331AX**
		Dilution Factor: 1		Analysis Time..: 21:04	Analyst ID.....: 002260	
		Instrument ID..: I8		MDL.....: 0.034		
Antimony	**0.087 B**	**2.0**	**ug/L**	**SW846 6020**	**07/30-08/03/09**	**LG7331AN**
		Dilution Factor: 1		Analysis Time..: 21:04	Analyst ID.....: 002260	
		Instrument ID..: I8		MDL.....: 0.055		
Selenium	ND	5.0	ug/L	SW846 6020	07/30-08/03/09	LG7331A3
		Dilution Factor: 1		Analysis Time..: 21:04	Analyst ID.....: 002260	
		Instrument ID..: I8		MDL.....: 0.14		
Thallium	ND	1.0	ug/L	SW846 6020	07/30-08/03/09	LG7331A5
		Dilution Factor: 1		Analysis Time..: 21:04	Analyst ID.....: 002260	
		Instrument ID..: I8		MDL.....: 0.12		
Vanadium	ND	20.0	ug/L	SW846 6020	07/30-08/03/09	LG7331A6
		Dilution Factor: 1		Analysis Time..: 21:04	Analyst ID.....: 002260	
		Instrument ID..: I8		MDL.....: 0.60		
Zinc	**141 J**	**20.0**	**ug/L**	**SW846 6020**	**07/30-08/03/09**	**LG7331A7**
		Dilution Factor: 1		Analysis Time..: 21:04	Analyst ID.....: 002260	
		Instrument ID..: I8		MDL.....: 0.85		
Mercury	ND	0.20	ug/L	SW846 7470A	07/30/09	LG7331A9
		Dilution Factor: 1		Analysis Time..: 15:47	Analyst ID.....: 001576	
		Instrument ID..: H1		MDL.....: 0.10		

NOTE(S):

J Method blank contamination. The associated method blank contains the target analyte at a reportable level.

B Estimated result. Result is less than RL.

Tetra Tech NUS, Inc

Client Sample ID: MRC-MW02A-072909

DISSOLVED Metals

Lot-Sample #...: A9G300230-004 Matrix.....: WG
Date Sampled...: 07/29/09 15:04 Date Received..: 07/30/09

PARAMETER	RESULT	REPORTING LIMIT	UNITS	METHOD	PREPARATION-ANALYSIS DATE	WORK ORDER #
Prep Batch #...: 9212015						
Silver	ND	1.0	ug/L	SW846 6020	07/31-08/06/09	LG95L1CD
		Dilution Factor: 1		Analysis Time..: 13:48	Analyst ID.....: 002260	
		Instrument ID..: I8		MDL.....: 0.033		
Arsenic	ND	5.0	ug/L	SW846 6020	07/31-08/06/09	LG95L1A0
		Dilution Factor: 1		Analysis Time..: 13:48	Analyst ID.....: 002260	
		Instrument ID..: I8		MDL.....: 0.21		
Barium	**108 J**	**1.0**	**ug/L**	**SW846 6020**	**07/31-08/06/09**	**LG95L1A1**
		Dilution Factor: 1		Analysis Time..: 13:48	Analyst ID.....: 002260	
		Instrument ID..: I8		MDL.....: 0.052		
Beryllium	**4.0**	**1.0**	**ug/L**	**SW846 6020**	**07/31-08/06/09**	**LG95L1A2**
		Dilution Factor: 1		Analysis Time..: 13:48	Analyst ID.....: 002260	
		Instrument ID..: I8		MDL.....: 0.037		
Cadmium	**0.24 B**	**1.0**	**ug/L**	**SW846 6020**	**07/31-08/06/09**	**LG95L1A3**
		Dilution Factor: 1		Analysis Time..: 13:48	Analyst ID.....: 002260	
		Instrument ID..: I8		MDL.....: 0.027		
Cobalt	**73.6**	**1.0**	**ug/L**	**SW846 6020**	**07/31-08/06/09**	**LG95L1A4**
		Dilution Factor: 1		Analysis Time..: 13:48	Analyst ID.....: 002260	
		Instrument ID..: I8		MDL.....: 0.033		
Chromium	**0.28 B**	**2.0**	**ug/L**	**SW846 6020**	**07/31-08/06/09**	**LG95L1CH**
		Dilution Factor: 1		Analysis Time..: 13:48	Analyst ID.....: 002260	
		Instrument ID..: I8		MDL.....: 0.066		
Copper	**61.5 J**	**2.0**	**ug/L**	**SW846 6020**	**07/31-08/06/09**	**LG95L1A5**
		Dilution Factor: 1		Analysis Time..: 13:48	Analyst ID.....: 002260	
		Instrument ID..: I8		MDL.....: 0.064		
Iron	ND	50.0	ug/L	SW846 6020	07/31-08/06/09	LG95L1A6
		Dilution Factor: 1		Analysis Time..: 13:48	Analyst ID.....: 002260	
		Instrument ID..: I8		MDL.....: 11.0		
Manganese	**30.2 J**	**1.0**	**ug/L**	**SW846 6020**	**07/31-08/06/09**	**LG95L1A8**
		Dilution Factor: 1		Analysis Time..: 13:48	Analyst ID.....: 002260	
		Instrument ID..: I8		MDL.....: 0.14		

(Continued on next page)

Tetra Tech NUS, Inc

Client Sample ID: MRC-MW02A-072909

DISSOLVED Metals

Lot-Sample #...: A9G300230-004 Matrix.....: WG

PARAMETER	RESULT	REPORTING LIMIT	UNITS	METHOD	PREPARATION-ANALYSIS DATE	WORK ORDER #
Molybdenum	0.30 B	2.0	ug/L	SW846 6020	07/31-08/06/09	LG95L1A9
		Dilution Factor: 1		Analysis Time..: 13:48	Analyst ID.....: 002260	
		Instrument ID..: I8		MDL.....: 0.20		
Nickel	111 J	2.0	ug/L	SW846 6020	07/31-08/06/09	LG95L1CA
		Dilution Factor: 1		Analysis Time..: 13:48	Analyst ID.....: 002260	
		Instrument ID..: I8		MDL.....: 0.10		
Lead	0.13 B	1.0	ug/L	SW846 6020	07/31-08/06/09	LG95L1A7
		Dilution Factor: 1		Analysis Time..: 13:48	Analyst ID.....: 002260	
		Instrument ID..: I8		MDL.....: 0.034		
Antimony	0.18 B	2.0	ug/L	SW846 6020	07/31-08/06/09	LG95L1AX
		Dilution Factor: 1		Analysis Time..: 13:48	Analyst ID.....: 002260	
		Instrument ID..: I8		MDL.....: 0.055		
Selenium	0.34 B	5.0	ug/L	SW846 6020	07/31-08/06/09	LG95L1CC
		Dilution Factor: 1		Analysis Time..: 13:48	Analyst ID.....: 002260	
		Instrument ID..: I8		MDL.....: 0.14		
Thallium	ND	1.0	ug/L	SW846 6020	07/31-08/06/09	LG95L1CE
		Dilution Factor: 1		Analysis Time..: 13:48	Analyst ID.....: 002260	
		Instrument ID..: I8		MDL.....: 0.12		
Vanadium	0.61 B	20.0	ug/L	SW846 6020	07/31-08/06/09	LG95L1CF
		Dilution Factor: 1		Analysis Time..: 13:48	Analyst ID.....: 002260	
		Instrument ID..: I8		MDL.....: 0.60		
Zinc	97.5 J	20.0	ug/L	SW846 6020	07/31-08/06/09	LG95L1CG
		Dilution Factor: 1		Analysis Time..: 13:48	Analyst ID.....: 002260	
		Instrument ID..: I8		MDL.....: 0.85		
Mercury	ND	0.20	ug/L	SW846 7470A	07/31-08/03/09	LG95L1CJ
		Dilution Factor: 1		Analysis Time..: 16:52	Analyst ID.....: 001576	
		Instrument ID..: H1		MDL.....: 0.10		

NOTE(S):

J Method blank contamination. The associated method blank contains the target analyte at a reportable level.

B Estimated result. Result is less than RL.

Tetra Tech NUS, Inc

Client Sample ID: MRC-MW04A-073109

DISSOLVED Metals

Lot-Sample #...: A9H010115-003 Matrix.....: WG
Date Sampled...: 07/31/09 11:09 Date Received..: 08/01/09

PARAMETER	RESULT	REPORTING LIMIT	UNITS	METHOD	PREPARATION-ANALYSIS DATE	WORK ORDER #
Prep Batch #...: 9216016						
Silver	0.061 B	1.0	ug/L	SW846 6020	08/04-08/06/09	LHEFE1CD
		Dilution Factor: 1		Analysis Time..: 15:37	Analyst ID.....: 002260	
		Instrument ID..: I8		MDL.....: 0.033		
Arsenic	0.71 B	5.0	ug/L	SW846 6020	08/04-08/06/09	LHEFE1A0
		Dilution Factor: 1		Analysis Time..: 15:37	Analyst ID.....: 002260	
		Instrument ID..: I8		MDL.....: 0.21		
Barium	121 J	1.0	ug/L	SW846 6020	08/04-08/06/09	LHEFE1A1
		Dilution Factor: 1		Analysis Time..: 15:37	Analyst ID.....: 002260	
		Instrument ID..: I8		MDL.....: 0.052		
Beryllium	1.4	1.0	ug/L	SW846 6020	08/04-08/06/09	LHEFE1A2
		Dilution Factor: 1		Analysis Time..: 15:37	Analyst ID.....: 002260	
		Instrument ID..: I8		MDL.....: 0.037		
Cadmium	1.9	1.0	ug/L	SW846 6020	08/04-08/06/09	LHEFE1A3
		Dilution Factor: 1		Analysis Time..: 15:37	Analyst ID.....: 002260	
		Instrument ID..: I8		MDL.....: 0.027		
Cobalt	395	1.0	ug/L	SW846 6020	08/04-08/06/09	LHEFE1A4
		Dilution Factor: 1		Analysis Time..: 15:37	Analyst ID.....: 002260	
		Instrument ID..: I8		MDL.....: 0.033		
Chromium	0.10 B	2.0	ug/L	SW846 6020	08/04-08/06/09	LHEFE1CH
		Dilution Factor: 1		Analysis Time..: 15:37	Analyst ID.....: 002260	
		Instrument ID..: I8		MDL.....: 0.066		
Copper	9.6 J	2.0	ug/L	SW846 6020	08/04-08/06/09	LHEFE1A5
		Dilution Factor: 1		Analysis Time..: 15:37	Analyst ID.....: 002260	
		Instrument ID..: I8		MDL.....: 0.064		
Iron	160 J	50.0	ug/L	SW846 6020	08/04-08/06/09	LHEFE1A6
		Dilution Factor: 1		Analysis Time..: 15:37	Analyst ID.....: 002260	
		Instrument ID..: I8		MDL.....: 11.0		
Manganese	2500 J	1.0	ug/L	SW846 6020	08/04-08/06/09	LHEFE1A8
		Dilution Factor: 1		Analysis Time..: 15:37	Analyst ID.....: 002260	
		Instrument ID..: I8		MDL.....: 0.14		

(Continued on next page)

Tetra Tech NUS, Inc

Client Sample ID: MRC-MW04A-073109

DISSOLVED Metals

Lot-Sample #...: A9H010115-003 Matrix.....: WG

PARAMETER	RESULT	REPORTING LIMIT	UNITS	METHOD	PREPARATION-ANALYSIS DATE	WORK ORDER #
Molybdenum	ND	2.0	ug/L	SW846 6020	08/04-08/06/09	LHEFE1A9
		Dilution Factor: 1		Analysis Time..: 15:37	Analyst ID.....: 002260	
		Instrument ID..: I8		MDL.....: 0.20		
Nickel	**436**	**2.0**	**ug/L**	**SW846 6020**	**08/04-08/06/09**	**LHEFE1CA**
		Dilution Factor: 1		Analysis Time..: 15:37	Analyst ID.....: 002260	
		Instrument ID..: I8		MDL.....: 0.10		
Lead	**0.21 B,J**	**1.0**	**ug/L**	**SW846 6020**	**08/04-08/06/09**	**LHEFE1A7**
		Dilution Factor: 1		Analysis Time..: 15:37	Analyst ID.....: 002260	
		Instrument ID..: I8		MDL.....: 0.034		
Antimony	ND	2.0	ug/L	SW846 6020	08/04-08/06/09	LHEFE1AX
		Dilution Factor: 1		Analysis Time..: 15:37	Analyst ID.....: 002260	
		Instrument ID..: I8		MDL.....: 0.055		
Selenium	**1.4 B**	**5.0**	**ug/L**	**SW846 6020**	**08/04-08/06/09**	**LHEFE1CC**
		Dilution Factor: 1		Analysis Time..: 15:37	Analyst ID.....: 002260	
		Instrument ID..: I8		MDL.....: 0.14		
Thallium	**0.19 B,J**	**1.0**	**ug/L**	**SW846 6020**	**08/04-08/06/09**	**LHEFE1CE**
		Dilution Factor: 1		Analysis Time..: 15:37	Analyst ID.....: 002260	
		Instrument ID..: I8		MDL.....: 0.12		
Vanadium	ND	20.0	ug/L	SW846 6020	08/04-08/06/09	LHEFE1CF
		Dilution Factor: 1		Analysis Time..: 15:37	Analyst ID.....: 002260	
		Instrument ID..: I8		MDL.....: 0.60		
Zinc	**315 J**	**20.0**	**ug/L**	**SW846 6020**	**08/04-08/06/09**	**LHEFE1CG**
		Dilution Factor: 1		Analysis Time..: 15:37	Analyst ID.....: 002260	
		Instrument ID..: I8		MDL.....: 0.85		
Mercury	ND	0.20	ug/L	SW846 7470A	08/04-08/05/09	LHEFE1CJ
		Dilution Factor: 1		Analysis Time..: 13:10	Analyst ID.....: 001576	
		Instrument ID..: H1		MDL.....: 0.10		

NOTE(S):

B Estimated result. Result is less than RL.

J Method blank contamination. The associated method blank contains the target analyte at a reportable level.

Tetra Tech NUS, Inc

Client Sample ID: MRC-MW07A-072909

DISSOLVED Metals

Lot-Sample #...: A9G300230-002 Matrix.....: WG
Date Sampled...: 07/29/09 09:57 Date Received..: 07/30/09

PARAMETER	RESULT	REPORTING LIMIT	UNITS	METHOD	PREPARATION-ANALYSIS DATE	WORK ORDER #
Prep Batch #...: 9212015						
Silver	0.046 B	1.0	ug/L	SW846 6020	07/31-08/06/09	LG9491CE
		Dilution Factor: 1		Analysis Time..: 13:32	Analyst ID.....: 002260	
		Instrument ID..: I8		MDL.....: 0.033		
Arsenic	0.41 B	5.0	ug/L	SW846 6020	07/31-08/06/09	LG9491A1
		Dilution Factor: 1		Analysis Time..: 13:32	Analyst ID.....: 002260	
		Instrument ID..: I8		MDL.....: 0.21		
Barium	59.4 J	1.0	ug/L	SW846 6020	07/31-08/06/09	LG9491A2
		Dilution Factor: 1		Analysis Time..: 13:32	Analyst ID.....: 002260	
		Instrument ID..: I8		MDL.....: 0.052		
Beryllium	0.37 B	1.0	ug/L	SW846 6020	07/31-08/06/09	LG9491A3
		Dilution Factor: 1		Analysis Time..: 13:32	Analyst ID.....: 002260	
		Instrument ID..: I8		MDL.....: 0.037		
Cadmium	0.56 B	1.0	ug/L	SW846 6020	07/31-08/06/09	LG9491A4
		Dilution Factor: 1		Analysis Time..: 13:32	Analyst ID.....: 002260	
		Instrument ID..: I8		MDL.....: 0.027		
Cobalt	210	1.0	ug/L	SW846 6020	07/31-08/06/09	LG9491A5
		Dilution Factor: 1		Analysis Time..: 13:32	Analyst ID.....: 002260	
		Instrument ID..: I8		MDL.....: 0.033		
Chromium	0.35 B	2.0	ug/L	SW846 6020	07/31-08/06/09	LG9491CJ
		Dilution Factor: 1		Analysis Time..: 13:32	Analyst ID.....: 002260	
		Instrument ID..: I8		MDL.....: 0.066		
Copper	23.0 J	2.0	ug/L	SW846 6020	07/31-08/06/09	LG9491A6
		Dilution Factor: 1		Analysis Time..: 13:32	Analyst ID.....: 002260	
		Instrument ID..: I8		MDL.....: 0.064		
Iron	ND	50.0	ug/L	SW846 6020	07/31-08/06/09	LG9491A7
		Dilution Factor: 1		Analysis Time..: 13:32	Analyst ID.....: 002260	
		Instrument ID..: I8		MDL.....: 11.0		
Manganese	1440 J	1.0	ug/L	SW846 6020	07/31-08/06/09	LG9491A9
		Dilution Factor: 1		Analysis Time..: 13:32	Analyst ID.....: 002260	
		Instrument ID..: I8		MDL.....: 0.14		

(Continued on next page)

Tetra Tech NUS, Inc

Client Sample ID: MRC-MW07A-072909

DISSOLVED Metals

Lot-Sample #...: A9G300230-002 Matrix.....: WG

PARAMETER	RESULT	REPORTING LIMIT	UNITS	METHOD	PREPARATION-ANALYSIS DATE	WORK ORDER #
Molybdenum	ND	2.0	ug/L	SW846 6020	07/31-08/06/09	LG9491CA
		Dilution Factor: 1		Analysis Time..: 13:32	Analyst ID.....: 002260	
		Instrument ID..: I8		MDL.....: 0.20		
Nickel	**284 J**	**2.0**	**ug/L**	**SW846 6020**	**07/31-08/06/09**	**LG9491CC**
		Dilution Factor: 1		Analysis Time..: 13:32	Analyst ID.....: 002260	
		Instrument ID..: I8		MDL.....: 0.10		
Lead	**1.7**	**1.0**	**ug/L**	**SW846 6020**	**07/31-08/06/09**	**LG9491A8**
		Dilution Factor: 1		Analysis Time..: 13:32	Analyst ID.....: 002260	
		Instrument ID..: I8		MDL.....: 0.034		
Antimony	**0.41 B**	**2.0**	**ug/L**	**SW846 6020**	**07/31-08/06/09**	**LG9491A0**
		Dilution Factor: 1		Analysis Time..: 13:32	Analyst ID.....: 002260	
		Instrument ID..: I8		MDL.....: 0.055		
Selenium	**2.2 B**	**5.0**	**ug/L**	**SW846 6020**	**07/31-08/06/09**	**LG9491CD**
		Dilution Factor: 1		Analysis Time..: 13:32	Analyst ID.....: 002260	
		Instrument ID..: I8		MDL.....: 0.14		
Thallium	**0.14 B**	**1.0**	**ug/L**	**SW846 6020**	**07/31-08/06/09**	**LG9491CF**
		Dilution Factor: 1		Analysis Time..: 13:32	Analyst ID.....: 002260	
		Instrument ID..: I8		MDL.....: 0.12		
Vanadium	ND	20.0	ug/L	SW846 6020	07/31-08/06/09	LG9491CG
		Dilution Factor: 1		Analysis Time..: 13:32	Analyst ID.....: 002260	
		Instrument ID..: I8		MDL.....: 0.60		
Zinc	**77.7 J**	**20.0**	**ug/L**	**SW846 6020**	**07/31-08/06/09**	**LG9491CH**
		Dilution Factor: 1		Analysis Time..: 13:32	Analyst ID.....: 002260	
		Instrument ID..: I8		MDL.....: 0.85		
Mercury	ND	0.20	ug/L	SW846 7470A	07/31-08/03/09	LG9491CK
		Dilution Factor: 1		Analysis Time..: 16:51	Analyst ID.....: 001576	
		Instrument ID..: H1		MDL.....: 0.10		

NOTE(S):

B Estimated result. Result is less than RL.

J Method blank contamination. The associated method blank contains the target analyte at a reportable level.

Tetra Tech NUS, Inc

Client Sample ID: MRC-MW08A-072809

DISSOLVED Metals

Lot-Sample #...: A9G290200-002 Matrix.....: WG
Date Sampled...: 07/28/09 11:39 Date Received..: 07/29/09

PARAMETER	RESULT	REPORTING LIMIT	UNITS	METHOD	PREPARATION-ANALYSIS DATE	WORK ORDER #
Prep Batch #...: 9211016						
Silver	ND	1.0	ug/L	SW846 6020	07/30-08/03/09	LG73R1CE
		Dilution Factor: 1		Analysis Time..: 20:52	Analyst ID.....: 002260	
		Instrument ID..: I8		MDL.....: 0.033		
Arsenic	**0.27 B**	**5.0**	**ug/L**	**SW846 6020**	**07/30-08/03/09**	**LG73R1A1**
		Dilution Factor: 1		Analysis Time..: 20:52	Analyst ID.....: 002260	
		Instrument ID..: I8		MDL.....: 0.21		
Barium	**140 J**	**1.0**	**ug/L**	**SW846 6020**	**07/30-08/03/09**	**LG73R1A2**
		Dilution Factor: 1		Analysis Time..: 20:52	Analyst ID.....: 002260	
		Instrument ID..: I8		MDL.....: 0.052		
Beryllium	**0.49 B**	**1.0**	**ug/L**	**SW846 6020**	**07/30-08/03/09**	**LG73R1A3**
		Dilution Factor: 1		Analysis Time..: 20:52	Analyst ID.....: 002260	
		Instrument ID..: I8		MDL.....: 0.037		
Cadmium	**0.083 B**	**1.0**	**ug/L**	**SW846 6020**	**07/30-08/03/09**	**LG73R1A4**
		Dilution Factor: 1		Analysis Time..: 20:52	Analyst ID.....: 002260	
		Instrument ID..: I8		MDL.....: 0.027		
Cobalt	**114 J**	**1.0**	**ug/L**	**SW846 6020**	**07/30-08/03/09**	**LG73R1A5**
		Dilution Factor: 1		Analysis Time..: 20:52	Analyst ID.....: 002260	
		Instrument ID..: I8		MDL.....: 0.033		
Chromium	ND	2.0	ug/L	SW846 6020	07/30-08/03/09	LG73R1CJ
		Dilution Factor: 1		Analysis Time..: 20:52	Analyst ID.....: 002260	
		Instrument ID..: I8		MDL.....: 0.066		
Copper	**0.38 B,J**	**2.0**	**ug/L**	**SW846 6020**	**07/30-08/03/09**	**LG73R1A6**
		Dilution Factor: 1		Analysis Time..: 20:52	Analyst ID.....: 002260	
		Instrument ID..: I8		MDL.....: 0.064		
Iron	**34300 J**	**50.0**	**ug/L**	**SW846 6020**	**07/30-08/03/09**	**LG73R1A7**
		Dilution Factor: 1		Analysis Time..: 20:52	Analyst ID.....: 002260	
		Instrument ID..: I8		MDL.....: 11.0		
Manganese	**39900 J**	**10.0**	**ug/L**	**SW846 6020**	**07/30-08/04/09**	**LG73R1A9**
		Dilution Factor: 10		Analysis Time..: 11:24	Analyst ID.....: 002260	
		Instrument ID..: I8		MDL.....: 1.4		

(Continued on next page)

Tetra Tech NUS, Inc

Client Sample ID: MRC-MW08A-072809

DISSOLVED Metals

Lot-Sample #...: A9G290200-002 Matrix.....: WG

PARAMETER	RESULT	REPORTING LIMIT	UNITS	METHOD	PREPARATION-ANALYSIS DATE	WORK ORDER #
Molybdenum	ND	2.0	ug/L	SW846 6020	07/30-08/03/09	LG73R1CA
		Dilution Factor: 1		Analysis Time..: 20:52	Analyst ID.....: 002260	
		Instrument ID..: I8		MDL.....: 0.20		
Nickel	**243 J**	**2.0**	**ug/L**	**SW846 6020**	**07/30-08/03/09**	**LG73R1CC**
		Dilution Factor: 1		Analysis Time..: 20:52	Analyst ID.....: 002260	
		Instrument ID..: I8		MDL.....: 0.10		
Lead	**0.099 B**	**1.0**	**ug/L**	**SW846 6020**	**07/30-08/03/09**	**LG73R1A8**
		Dilution Factor: 1		Analysis Time..: 20:52	Analyst ID.....: 002260	
		Instrument ID..: I8		MDL.....: 0.034		
Antimony	ND	2.0	ug/L	SW846 6020	07/30-08/03/09	LG73R1A0
		Dilution Factor: 1		Analysis Time..: 20:52	Analyst ID.....: 002260	
		Instrument ID..: I8		MDL.....: 0.055		
Selenium	**0.20 B**	**5.0**	**ug/L**	**SW846 6020**	**07/30-08/03/09**	**LG73R1CD**
		Dilution Factor: 1		Analysis Time..: 20:52	Analyst ID.....: 002260	
		Instrument ID..: I8		MDL.....: 0.14		
Thallium	ND	1.0	ug/L	SW846 6020	07/30-08/03/09	LG73R1CF
		Dilution Factor: 1		Analysis Time..: 20:52	Analyst ID.....: 002260	
		Instrument ID..: I8		MDL.....: 0.12		
Vanadium	ND	20.0	ug/L	SW846 6020	07/30-08/03/09	LG73R1CG
		Dilution Factor: 1		Analysis Time..: 20:52	Analyst ID.....: 002260	
		Instrument ID..: I8		MDL.....: 0.60		
Zinc	**105 J**	**20.0**	**ug/L**	**SW846 6020**	**07/30-08/03/09**	**LG73R1CH**
		Dilution Factor: 1		Analysis Time..: 20:52	Analyst ID.....: 002260	
		Instrument ID..: I8		MDL.....: 0.85		
Mercury	ND	0.20	ug/L	SW846 7470A	07/30/09	LG73R1CK
		Dilution Factor: 1		Analysis Time..: 15:34	Analyst ID.....: 001576	
		Instrument ID..: H1		MDL.....: 0.10		

NOTE(S):

B Estimated result. Result is less than RL.

J Method blank contamination. The associated method blank contains the target analyte at a reportable level.

Tetra Tech NUS, Inc

Client Sample ID: MRC-MW12A-073009

DISSOLVED Metals

Lot-Sample #...: A9G310180-003 Matrix.....: WG
Date Sampled...: 07/30/09 13:57 Date Received..: 07/31/09

PARAMETER	RESULT	REPORTING LIMIT	UNITS	METHOD	PREPARATION-ANALYSIS DATE	WORK ORDER #
Prep Batch #...: 9216016						
Silver	ND	1.0	ug/L	SW846 6020	08/04-08/06/09	LHCXD1CE
		Dilution Factor: 1		Analysis Time..: 15:02	Analyst ID.....: 002260	
		Instrument ID..: I8		MDL.....: 0.033		
Arsenic	0.62 B	5.0	ug/L	SW846 6020	08/04-08/06/09	LHCXD1AC
		Dilution Factor: 1		Analysis Time..: 15:02	Analyst ID.....: 002260	
		Instrument ID..: I8		MDL.....: 0.21		
Barium	83.2 J	1.0	ug/L	SW846 6020	08/04-08/06/09	LHCXD1AD
		Dilution Factor: 1		Analysis Time..: 15:02	Analyst ID.....: 002260	
		Instrument ID..: I8		MDL.....: 0.052		
Beryllium	0.063 B	1.0	ug/L	SW846 6020	08/04-08/06/09	LHCXD1AE
		Dilution Factor: 1		Analysis Time..: 15:02	Analyst ID.....: 002260	
		Instrument ID..: I8		MDL.....: 0.037		
Cadmium	0.061 B	1.0	ug/L	SW846 6020	08/04-08/06/09	LHCXD1AF
		Dilution Factor: 1		Analysis Time..: 15:02	Analyst ID.....: 002260	
		Instrument ID..: I8		MDL.....: 0.027		
Cobalt	38.0	1.0	ug/L	SW846 6020	08/04-08/06/09	LHCXD1AG
		Dilution Factor: 1		Analysis Time..: 15:02	Analyst ID.....: 002260	
		Instrument ID..: I8		MDL.....: 0.033		
Chromium	ND	2.0	ug/L	SW846 6020	08/04-08/06/09	LHCXD1CJ
		Dilution Factor: 1		Analysis Time..: 15:02	Analyst ID.....: 002260	
		Instrument ID..: I8		MDL.....: 0.066		
Copper	0.28 B,J	2.0	ug/L	SW846 6020	08/04-08/06/09	LHCXD1AH
		Dilution Factor: 1		Analysis Time..: 15:02	Analyst ID.....: 002260	
		Instrument ID..: I8		MDL.....: 0.064		
Iron	37700 J	50.0	ug/L	SW846 6020	08/04-08/06/09	LHCXD1AJ
		Dilution Factor: 1		Analysis Time..: 15:02	Analyst ID.....: 002260	
		Instrument ID..: I8		MDL.....: 11.0		
Manganese	2110 J	1.0	ug/L	SW846 6020	08/04-08/06/09	LHCXD1AL
		Dilution Factor: 1		Analysis Time..: 15:02	Analyst ID.....: 002260	
		Instrument ID..: I8		MDL.....: 0.14		

(Continued on next page)

Tetra Tech NUS, Inc

Client Sample ID: MRC-MW12A-073009

DISSOLVED Metals

Lot-Sample #...: A9G310180-003 Matrix.....: WG

PARAMETER	RESULT	REPORTING LIMIT	UNITS	METHOD	PREPARATION-ANALYSIS DATE	WORK ORDER #
Molybdenum	ND	2.0	ug/L	SW846 6020	08/04-08/06/09	LHCXD1CA
		Dilution Factor: 1		Analysis Time..: 15:02	Analyst ID.....: 002260	
		Instrument ID..: I8		MDL.....: 0.20		
Nickel	73.5	2.0	ug/L	SW846 6020	08/04-08/06/09	LHCXD1CC
		Dilution Factor: 1		Analysis Time..: 15:02	Analyst ID.....: 002260	
		Instrument ID..: I8		MDL.....: 0.10		
Lead	0.092 B,J	1.0	ug/L	SW846 6020	08/04-08/06/09	LHCXD1AK
		Dilution Factor: 1		Analysis Time..: 15:02	Analyst ID.....: 002260	
		Instrument ID..: I8		MDL.....: 0.034		
Antimony	0.11 B	2.0	ug/L	SW846 6020	08/04-08/06/09	LHCXD1AA
		Dilution Factor: 1		Analysis Time..: 15:02	Analyst ID.....: 002260	
		Instrument ID..: I8		MDL.....: 0.055		
Selenium	0.16 B	5.0	ug/L	SW846 6020	08/04-08/06/09	LHCXD1CD
		Dilution Factor: 1		Analysis Time..: 15:02	Analyst ID.....: 002260	
		Instrument ID..: I8		MDL.....: 0.14		
Thallium	0.17 B,J	1.0	ug/L	SW846 6020	08/04-08/06/09	LHCXD1CF
		Dilution Factor: 1		Analysis Time..: 15:02	Analyst ID.....: 002260	
		Instrument ID..: I8		MDL.....: 0.12		
Vanadium	ND	20.0	ug/L	SW846 6020	08/04-08/06/09	LHCXD1CG
		Dilution Factor: 1		Analysis Time..: 15:02	Analyst ID.....: 002260	
		Instrument ID..: I8		MDL.....: 0.60		
Zinc	193 J	20.0	ug/L	SW846 6020	08/04-08/06/09	LHCXD1CH
		Dilution Factor: 1		Analysis Time..: 15:02	Analyst ID.....: 002260	
		Instrument ID..: I8		MDL.....: 0.85		
Mercury	ND	0.20	ug/L	SW846 7470A	08/04-08/05/09	LHCXD1CK
		Dilution Factor: 1		Analysis Time..: 13:12	Analyst ID.....: 001576	
		Instrument ID..: H1		MDL.....: 0.10		

NOTE(S):

B Estimated result. Result is less than RL.

J Method blank contamination. The associated method blank contains the target analyte at a reportable level.

Tetra Tech NUS, Inc

Client Sample ID: MRC-MW12B-073009

DISSOLVED Metals

Lot-Sample #...: A9G310180-002 Matrix.....: WG
Date Sampled...: 07/30/09 10:44 Date Received..: 07/31/09

PARAMETER	RESULT	REPORTING LIMIT	UNITS	METHOD	PREPARATION-ANALYSIS DATE	WORK ORDER #
Prep Batch #...: 9216016						
Silver	ND	1.0	ug/L	SW846 6020	08/04-08/06/09	LHCVA1CE
		Dilution Factor: 1		Analysis Time..: 14:45	Analyst ID.....: 002260	
		Instrument ID..: I8		MDL.....: 0.033		
Arsenic	ND	5.0	ug/L	SW846 6020	08/04-08/06/09	LHCVA1A1
		Dilution Factor: 1		Analysis Time..: 14:45	Analyst ID.....: 002260	
		Instrument ID..: I8		MDL.....: 0.21		
Barium	**83.6 J**	**1.0**	**ug/L**	**SW846 6020**	**08/04-08/06/09**	**LHCVA1A2**
		Dilution Factor: 1		Analysis Time..: 14:45	Analyst ID.....: 002260	
		Instrument ID..: I8		MDL.....: 0.052		
Beryllium	**0.039 B**	**1.0**	**ug/L**	**SW846 6020**	**08/04-08/06/09**	**LHCVA1A3**
		Dilution Factor: 1		Analysis Time..: 14:45	Analyst ID.....: 002260	
		Instrument ID..: I8		MDL.....: 0.037		
Cadmium	**0.050 B**	**1.0**	**ug/L**	**SW846 6020**	**08/04-08/06/09**	**LHCVA1A4**
		Dilution Factor: 1		Analysis Time..: 14:45	Analyst ID.....: 002260	
		Instrument ID..: I8		MDL.....: 0.027		
Cobalt	**24.2**	**1.0**	**ug/L**	**SW846 6020**	**08/04-08/06/09**	**LHCVA1A5**
		Dilution Factor: 1		Analysis Time..: 14:45	Analyst ID.....: 002260	
		Instrument ID..: I8		MDL.....: 0.033		
Chromium	ND	2.0	ug/L	SW846 6020	08/04-08/06/09	LHCVA1CJ
		Dilution Factor: 1		Analysis Time..: 14:45	Analyst ID.....: 002260	
		Instrument ID..: I8		MDL.....: 0.066		
Copper	**0.30 B,J**	**2.0**	**ug/L**	**SW846 6020**	**08/04-08/06/09**	**LHCVA1A6**
		Dilution Factor: 1		Analysis Time..: 14:45	Analyst ID.....: 002260	
		Instrument ID..: I8		MDL.....: 0.064		
Iron	**6320 J**	**50.0**	**ug/L**	**SW846 6020**	**08/04-08/06/09**	**LHCVA1A7**
		Dilution Factor: 1		Analysis Time..: 14:45	Analyst ID.....: 002260	
		Instrument ID..: I8		MDL.....: 11.0		
Manganese	**2080 J**	**1.0**	**ug/L**	**SW846 6020**	**08/04-08/06/09**	**LHCVA1A9**
		Dilution Factor: 1		Analysis Time..: 14:45	Analyst ID.....: 002260	
		Instrument ID..: I8		MDL.....: 0.14		

(Continued on next page)

Tetra Tech NUS, Inc

Client Sample ID: MRC-MW12B-073009

DISSOLVED Metals

Lot-Sample #...: A9G310180-002 **Matrix.....:** WG

PARAMETER	RESULT	REPORTING LIMIT	UNITS	METHOD	PREPARATION-ANALYSIS DATE	WORK ORDER #
Molybdenum	ND	2.0	ug/L	SW846 6020	08/04-08/06/09	LHCVA1CA
		Dilution Factor: 1		Analysis Time..: 14:45	Analyst ID.....: 002260	
		Instrument ID..: I8		MDL.....: 0.20		
Nickel	**56.0**	**2.0**	**ug/L**	**SW846 6020**	**08/04-08/06/09**	**LHCVA1CC**
		Dilution Factor: 1		Analysis Time..: 14:45	Analyst ID.....: 002260	
		Instrument ID..: I8		MDL.....: 0.10		
Lead	ND	1.0	ug/L	SW846 6020	08/04-08/06/09	LHCVA1A8
		Dilution Factor: 1		Analysis Time..: 14:45	Analyst ID.....: 002260	
		Instrument ID..: I8		MDL.....: 0.034		
Antimony	ND	2.0	ug/L	SW846 6020	08/04-08/06/09	LHCVA1A0
		Dilution Factor: 1		Analysis Time..: 14:45	Analyst ID.....: 002260	
		Instrument ID..: I8		MDL.....: 0.055		
Selenium	ND	5.0	ug/L	SW846 6020	08/04-08/06/09	LHCVA1CD
		Dilution Factor: 1		Analysis Time..: 14:45	Analyst ID.....: 002260	
		Instrument ID..: I8		MDL.....: 0.14		
Thallium	ND	1.0	ug/L	SW846 6020	08/04-08/06/09	LHCVA1CF
		Dilution Factor: 1		Analysis Time..: 14:45	Analyst ID.....: 002260	
		Instrument ID..: I8		MDL.....: 0.12		
Vanadium	ND	20.0	ug/L	SW846 6020	08/04-08/06/09	LHCVA1CG
		Dilution Factor: 1		Analysis Time..: 14:45	Analyst ID.....: 002260	
		Instrument ID..: I8		MDL.....: 0.60		
Zinc	**98.6 J**	**20.0**	**ug/L**	**SW846 6020**	**08/04-08/06/09**	**LHCVA1CH**
		Dilution Factor: 1		Analysis Time..: 14:45	Analyst ID.....: 002260	
		Instrument ID..: I8		MDL.....: 0.85		
Mercury	ND	0.20	ug/L	SW846 7470A	08/04-08/05/09	LHCVA1CK
		Dilution Factor: 1		Analysis Time..: 13:08	Analyst ID.....: 001576	
		Instrument ID..: H1		MDL.....: 0.10		

NOTE(S):

J Method blank contamination. The associated method blank contains the target analyte at a reportable level.

B Estimated result. Result is less than RL.

Tetra Tech NUS, Inc

Client Sample ID: MRC-MW14A-073009

DISSOLVED Metals

Lot-Sample #...: A9G310180-004 **Matrix.....:** WG
Date Sampled...: 07/30/09 15:20 **Date Received..:** 07/31/09

PARAMETER	RESULT	REPORTING LIMIT	UNITS	METHOD	PREPARATION-ANALYSIS DATE	WORK ORDER #
Prep Batch #...: 9216016						
Silver	ND	1.0	ug/L	SW846 6020	08/04-08/06/09	LHCXE1CE
		Dilution Factor: 1		Analysis Time..: 15:10	Analyst ID.....: 002260	
		Instrument ID..: I8		MDL.....: 0.033		
Arsenic	1.2 B	5.0	ug/L	SW846 6020	08/04-08/06/09	LHCXE1AC
		Dilution Factor: 1		Analysis Time..: 15:10	Analyst ID.....: 002260	
		Instrument ID..: I8		MDL.....: 0.21		
Barium	56.7 J	1.0	ug/L	SW846 6020	08/04-08/06/09	LHCXE1AD
		Dilution Factor: 1		Analysis Time..: 15:10	Analyst ID.....: 002260	
		Instrument ID..: I8		MDL.....: 0.052		
Beryllium	0.072 B	1.0	ug/L	SW846 6020	08/04-08/06/09	LHCXE1AE
		Dilution Factor: 1		Analysis Time..: 15:10	Analyst ID.....: 002260	
		Instrument ID..: I8		MDL.....: 0.037		
Cadmium	ND	1.0	ug/L	SW846 6020	08/04-08/06/09	LHCXE1AF
		Dilution Factor: 1		Analysis Time..: 15:10	Analyst ID.....: 002260	
		Instrument ID..: I8		MDL.....: 0.027		
Cobalt	67.3	1.0	ug/L	SW846 6020	08/04-08/06/09	LHCXE1AG
		Dilution Factor: 1		Analysis Time..: 15:10	Analyst ID.....: 002260	
		Instrument ID..: I8		MDL.....: 0.033		
Chromium	ND	2.0	ug/L	SW846 6020	08/04-08/06/09	LHCXE1CJ
		Dilution Factor: 1		Analysis Time..: 15:10	Analyst ID.....: 002260	
		Instrument ID..: I8		MDL.....: 0.066		
Copper	0.33 B,J	2.0	ug/L	SW846 6020	08/04-08/06/09	LHCXE1AH
		Dilution Factor: 1		Analysis Time..: 15:10	Analyst ID.....: 002260	
		Instrument ID..: I8		MDL.....: 0.064		
Iron	45300 J	50.0	ug/L	SW846 6020	08/04-08/06/09	LHCXE1AJ
		Dilution Factor: 1		Analysis Time..: 15:10	Analyst ID.....: 002260	
		Instrument ID..: I8		MDL.....: 11.0		
Manganese	3380 J	1.0	ug/L	SW846 6020	08/04-08/06/09	LHCXE1AL
		Dilution Factor: 1		Analysis Time..: 15:10	Analyst ID.....: 002260	
		Instrument ID..: I8		MDL.....: 0.14		

(Continued on next page)

Tetra Tech NUS, Inc

Client Sample ID: MRC-MW14A-073009

DISSOLVED Metals

Lot-Sample #...: A9G310180-004 Matrix.....: WG

PARAMETER	RESULT	REPORTING LIMIT	UNITS	METHOD	PREPARATION-ANALYSIS DATE	WORK ORDER #
Molybdenum	ND	2.0	ug/L	SW846 6020	08/04-08/06/09	LHCXE1CA
		Dilution Factor: 1		Analysis Time..: 15:10	Analyst ID.....: 002260	
		Instrument ID..: I8		MDL.....: 0.20		
Nickel	**49.3**	**2.0**	**ug/L**	**SW846 6020**	**08/04-08/06/09**	**LHCXE1CC**
		Dilution Factor: 1		Analysis Time..: 15:10	Analyst ID.....: 002260	
		Instrument ID..: I8		MDL.....: 0.10		
Lead	**0.068 B,J**	**1.0**	**ug/L**	**SW846 6020**	**08/04-08/06/09**	**LHCXE1AK**
		Dilution Factor: 1		Analysis Time..: 15:10	Analyst ID.....: 002260	
		Instrument ID..: I8		MDL.....: 0.034		
Antimony	ND	2.0	ug/L	SW846 6020	08/04-08/06/09	LHCXE1AA
		Dilution Factor: 1		Analysis Time..: 15:10	Analyst ID.....: 002260	
		Instrument ID..: I8		MDL.....: 0.055		
Selenium	**0.37 B**	**5.0**	**ug/L**	**SW846 6020**	**08/04-08/06/09**	**LHCXE1CD**
		Dilution Factor: 1		Analysis Time..: 15:10	Analyst ID.....: 002260	
		Instrument ID..: I8		MDL.....: 0.14		
Thallium	ND	1.0	ug/L	SW846 6020	08/04-08/06/09	LHCXE1CF
		Dilution Factor: 1		Analysis Time..: 15:10	Analyst ID.....: 002260	
		Instrument ID..: I8		MDL.....: 0.12		
Vanadium	ND	20.0	ug/L	SW846 6020	08/04-08/06/09	LHCXE1CG
		Dilution Factor: 1		Analysis Time..: 15:10	Analyst ID.....: 002260	
		Instrument ID..: I8		MDL.....: 0.60		
Zinc	**32.4 J**	**20.0**	**ug/L**	**SW846 6020**	**08/04-08/06/09**	**LHCXE1CH**
		Dilution Factor: 1		Analysis Time..: 15:10	Analyst ID.....: 002260	
		Instrument ID..: I8		MDL.....: 0.85		
Mercury	ND	0.20	ug/L	SW846 7470A	08/04-08/05/09	LHCXE1CK
		Dilution Factor: 1		Analysis Time..: 13:17	Analyst ID.....: 001576	
		Instrument ID..: H1		MDL.....: 0.10		

NOTE(S):

B Estimated result. Result is less than RL.

J Method blank contamination. The associated method blank contains the target analyte at a reportable level.

Tetra Tech NUS, Inc

Client Sample ID: MRC-MW17A-073109

DISSOLVED Metals

Lot-Sample #...: A9H010115-002 Matrix.....: WG
Date Sampled...: 07/31/09 09:22 Date Received..: 08/01/09

PARAMETER	RESULT	REPORTING LIMIT	UNITS	METHOD	PREPARATION-ANALYSIS DATE	WORK ORDER #
Prep Batch #...: 9216016						
Silver	ND	1.0	ug/L	SW846 6020	08/04-08/06/09	LHEFC1CE
		Dilution Factor: 1		Analysis Time..: 15:18	Analyst ID.....: 002260	
		Instrument ID..: I8		MDL.....: 0.033		
Arsenic	1.4 B	5.0	ug/L	SW846 6020	08/04-08/06/09	LHEFC1A1
		Dilution Factor: 1		Analysis Time..: 15:18	Analyst ID.....: 002260	
		Instrument ID..: I8		MDL.....: 0.21		
Barium	370 J	1.0	ug/L	SW846 6020	08/04-08/06/09	LHEFC1A2
		Dilution Factor: 1		Analysis Time..: 15:18	Analyst ID.....: 002260	
		Instrument ID..: I8		MDL.....: 0.052		
Beryllium	0.34 B	1.0	ug/L	SW846 6020	08/04-08/06/09	LHEFC1A3
		Dilution Factor: 1		Analysis Time..: 15:18	Analyst ID.....: 002260	
		Instrument ID..: I8		MDL.....: 0.037		
Cadmium	0.089 B	1.0	ug/L	SW846 6020	08/04-08/06/09	LHEFC1A4
		Dilution Factor: 1		Analysis Time..: 15:18	Analyst ID.....: 002260	
		Instrument ID..: I8		MDL.....: 0.027		
Cobalt	84.6	1.0	ug/L	SW846 6020	08/04-08/06/09	LHEFC1A5
		Dilution Factor: 1		Analysis Time..: 15:18	Analyst ID.....: 002260	
		Instrument ID..: I8		MDL.....: 0.033		
Chromium	ND	2.0	ug/L	SW846 6020	08/04-08/06/09	LHEFC1CJ
		Dilution Factor: 1		Analysis Time..: 15:18	Analyst ID.....: 002260	
		Instrument ID..: I8		MDL.....: 0.066		
Copper	0.42 B,J	2.0	ug/L	SW846 6020	08/04-08/06/09	LHEFC1A6
		Dilution Factor: 1		Analysis Time..: 15:18	Analyst ID.....: 002260	
		Instrument ID..: I8		MDL.....: 0.064		
Iron	59900 J	50.0	ug/L	SW846 6020	08/04-08/06/09	LHEFC1A7
		Dilution Factor: 1		Analysis Time..: 15:18	Analyst ID.....: 002260	
		Instrument ID..: I8		MDL.....: 11.0		
Manganese	10900 J	20.0	ug/L	SW846 6020	08/04-08/07/09	LHEFC1A9
		Dilution Factor: 20		Analysis Time..: 13:35	Analyst ID.....: 002260	
		Instrument ID..: I8		MDL.....: 2.8		

(Continued on next page)

Tetra Tech NUS, Inc

Client Sample ID: MRC-MW17A-073109

DISSOLVED Metals

Lot-Sample #...: A9H010115-002 Matrix.....: WG

PARAMETER	RESULT	REPORTING LIMIT	UNITS	METHOD	PREPARATION-ANALYSIS DATE	WORK ORDER #
Molybdenum	ND	2.0	ug/L	SW846 6020	08/04-08/06/09	LHEFC1CA
		Dilution Factor: 1		Analysis Time..: 15:18	Analyst ID.....: 002260	
		Instrument ID..: I8		MDL.....: 0.20		
Nickel	91.2	2.0	ug/L	SW846 6020	08/04-08/06/09	LHEFC1CC
		Dilution Factor: 1		Analysis Time..: 15:18	Analyst ID.....: 002260	
		Instrument ID..: I8		MDL.....: 0.10		
Lead	0.24 B,J	1.0	ug/L	SW846 6020	08/04-08/06/09	LHEFC1A8
		Dilution Factor: 1		Analysis Time..: 15:18	Analyst ID.....: 002260	
		Instrument ID..: I8		MDL.....: 0.034		
Antimony	ND	2.0	ug/L	SW846 6020	08/04-08/06/09	LHEFC1A0
		Dilution Factor: 1		Analysis Time..: 15:18	Analyst ID.....: 002260	
		Instrument ID..: I8		MDL.....: 0.055		
Selenium	0.25 B	5.0	ug/L	SW846 6020	08/04-08/06/09	LHEFC1CD
		Dilution Factor: 1		Analysis Time..: 15:18	Analyst ID.....: 002260	
		Instrument ID..: I8		MDL.....: 0.14		
Thallium	ND	1.0	ug/L	SW846 6020	08/04-08/06/09	LHEFC1CF
		Dilution Factor: 1		Analysis Time..: 15:18	Analyst ID.....: 002260	
		Instrument ID..: I8		MDL.....: 0.12		
Vanadium	ND	20.0	ug/L	SW846 6020	08/04-08/06/09	LHEFC1CG
		Dilution Factor: 1		Analysis Time..: 15:18	Analyst ID.....: 002260	
		Instrument ID..: I8		MDL.....: 0.60		
Zinc	83.6 J	20.0	ug/L	SW846 6020	08/04-08/06/09	LHEFC1CH
		Dilution Factor: 1		Analysis Time..: 15:18	Analyst ID.....: 002260	
		Instrument ID..: I8		MDL.....: 0.85		
Mercury	ND	0.20	ug/L	SW846 7470A	08/04-08/05/09	LHEFC1CK
		Dilution Factor: 1		Analysis Time..: 13:03	Analyst ID.....: 001576	
		Instrument ID..: H1		MDL.....: 0.10		

NOTE(S):

B Estimated result. Result is less than RL.

J Method blank contamination. The associated method blank contains the target analyte at a reportable level.

Tetra Tech NUS, Inc

Client Sample ID: MRC-MW19A-072909

DISSOLVED Metals

Lot-Sample #...: A9G300230-003 Matrix.....: WG
Date Sampled...: 07/29/09 12:58 Date Received..: 07/30/09

PARAMETER	RESULT	REPORTING LIMIT	UNITS	METHOD	PREPARATION-ANALYSIS DATE	WORK ORDER #
Prep Batch #...: 9212015						
Silver	ND	1.0	ug/L	SW846 6020	07/31-08/06/09	LG95J1CE
		Dilution Factor: 1		Analysis Time..: 13:40	Analyst ID.....: 002260	
		Instrument ID..: I8		MDL.....: 0.033		
Arsenic	ND	5.0	ug/L	SW846 6020	07/31-08/06/09	LG95J1AC
		Dilution Factor: 1		Analysis Time..: 13:40	Analyst ID.....: 002260	
		Instrument ID..: I8		MDL.....: 0.21		
Barium	40.8 J	1.0	ug/L	SW846 6020	07/31-08/06/09	LG95J1AD
		Dilution Factor: 1		Analysis Time..: 13:40	Analyst ID.....: 002260	
		Instrument ID..: I8		MDL.....: 0.052		
Beryllium	2.7	1.0	ug/L	SW846 6020	07/31-08/06/09	LG95J1AE
		Dilution Factor: 1		Analysis Time..: 13:40	Analyst ID.....: 002260	
		Instrument ID..: I8		MDL.....: 0.037		
Cadmium	1.5	1.0	ug/L	SW846 6020	07/31-08/06/09	LG95J1AF
		Dilution Factor: 1		Analysis Time..: 13:40	Analyst ID.....: 002260	
		Instrument ID..: I8		MDL.....: 0.027		
Cobalt	750	1.0	ug/L	SW846 6020	07/31-08/06/09	LG95J1AG
		Dilution Factor: 1		Analysis Time..: 13:40	Analyst ID.....: 002260	
		Instrument ID..: I8		MDL.....: 0.033		
Chromium	0.52 B	2.0	ug/L	SW846 6020	07/31-08/06/09	LG95J1CJ
		Dilution Factor: 1		Analysis Time..: 13:40	Analyst ID.....: 002260	
		Instrument ID..: I8		MDL.....: 0.066		
Copper	204 J	2.0	ug/L	SW846 6020	07/31-08/06/09	LG95J1AH
		Dilution Factor: 1		Analysis Time..: 13:40	Analyst ID.....: 002260	
		Instrument ID..: I8		MDL.....: 0.064		
Iron	19.4 B,J	50.0	ug/L	SW846 6020	07/31-08/06/09	LG95J1AJ
		Dilution Factor: 1		Analysis Time..: 13:40	Analyst ID.....: 002260	
		Instrument ID..: I8		MDL.....: 11.0		
Manganese	1960 J	1.0	ug/L	SW846 6020	07/31-08/06/09	LG95J1AL
		Dilution Factor: 1		Analysis Time..: 13:40	Analyst ID.....: 002260	
		Instrument ID..: I8		MDL.....: 0.14		

(Continued on next page)

Tetra Tech NUS, Inc

Client Sample ID: MRC-MW19A-072909

DISSOLVED Metals

Lot-Sample #...: A9G300230-003 Matrix.....: WG

PARAMETER	RESULT	REPORTING LIMIT	UNITS	METHOD	PREPARATION-ANALYSIS DATE	WORK ORDER #
Molybdenum	ND	2.0	ug/L	SW846 6020	07/31-08/06/09	LG95J1CA
		Dilution Factor: 1		Analysis Time..: 13:40	Analyst ID.....: 002260	
		Instrument ID..: I8		MDL.....: 0.20		
Nickel	**1140 J**	**2.0**	**ug/L**	**SW846 6020**	**07/31-08/06/09**	**LG95J1CC**
		Dilution Factor: 1		Analysis Time..: 13:40	Analyst ID.....: 002260	
		Instrument ID..: I8		MDL.....: 0.10		
Lead	**1.2**	**1.0**	**ug/L**	**SW846 6020**	**07/31-08/06/09**	**LG95J1AK**
		Dilution Factor: 1		Analysis Time..: 13:40	Analyst ID.....: 002260	
		Instrument ID..: I8		MDL.....: 0.034		
Antimony	ND	2.0	ug/L	SW846 6020	07/31-08/06/09	LG95J1AA
		Dilution Factor: 1		Analysis Time..: 13:40	Analyst ID.....: 002260	
		Instrument ID..: I8		MDL.....: 0.055		
Selenium	**0.55 B**	**5.0**	**ug/L**	**SW846 6020**	**07/31-08/06/09**	**LG95J1CD**
		Dilution Factor: 1		Analysis Time..: 13:40	Analyst ID.....: 002260	
		Instrument ID..: I8		MDL.....: 0.14		
Thallium	**0.18 B**	**1.0**	**ug/L**	**SW846 6020**	**07/31-08/06/09**	**LG95J1CF**
		Dilution Factor: 1		Analysis Time..: 13:40	Analyst ID.....: 002260	
		Instrument ID..: I8		MDL.....: 0.12		
Vanadium	ND	20.0	ug/L	SW846 6020	07/31-08/06/09	LG95J1CG
		Dilution Factor: 1		Analysis Time..: 13:40	Analyst ID.....: 002260	
		Instrument ID..: I8		MDL.....: 0.60		
Zinc	**683 J**	**20.0**	**ug/L**	**SW846 6020**	**07/31-08/06/09**	**LG95J1CH**
		Dilution Factor: 1		Analysis Time..: 13:40	Analyst ID.....: 002260	
		Instrument ID..: I8		MDL.....: 0.85		
Mercury	ND	0.20	ug/L	SW846 7470A	07/31-08/03/09	LG95J1CK
		Dilution Factor: 1		Analysis Time..: 16:40	Analyst ID.....: 001576	
		Instrument ID..: H1		MDL.....: 0.10		

NOTE(S):

J Method blank contamination. The associated method blank contains the target analyte at a reportable level.

B Estimated result. Result is less than RL.

Tetra Tech NUS, Inc

Client Sample ID: MRC-MW23A-073109

DISSOLVED Metals

Lot-Sample #...: A9H010115-004 **Matrix.....:** WG
Date Sampled...: 07/31/09 13:54 **Date Received..:** 08/01/09

PARAMETER	RESULT	REPORTING LIMIT	UNITS	METHOD	PREPARATION-ANALYSIS DATE	WORK ORDER #
Prep Batch #...: 9216016						
Silver	ND	1.0	ug/L	SW846 6020	08/04-08/06/09	LHEFF1CE
		Dilution Factor: 1		Analysis Time..: 15:55	Analyst ID.....: 002260	
		Instrument ID..: I8		MDL.....: 0.033		
Arsenic	ND	5.0	ug/L	SW846 6020	08/04-08/06/09	LHEFF1A1
		Dilution Factor: 1		Analysis Time..: 15:55	Analyst ID.....: 002260	
		Instrument ID..: I8		MDL.....: 0.21		
Barium	**474 J**	**1.0**	**ug/L**	**SW846 6020**	**08/04-08/06/09**	**LHEFF1A2**
		Dilution Factor: 1		Analysis Time..: 15:55	Analyst ID.....: 002260	
		Instrument ID..: I8		MDL.....: 0.052		
Beryllium	**0.12 B**	**1.0**	**ug/L**	**SW846 6020**	**08/04-08/06/09**	**LHEFF1A3**
		Dilution Factor: 1		Analysis Time..: 15:55	Analyst ID.....: 002260	
		Instrument ID..: I8		MDL.....: 0.037		
Cadmium	**0.091 B**	**1.0**	**ug/L**	**SW846 6020**	**08/04-08/06/09**	**LHEFF1A4**
		Dilution Factor: 1		Analysis Time..: 15:55	Analyst ID.....: 002260	
		Instrument ID..: I8		MDL.....: 0.027		
Cobalt	**314**	**1.0**	**ug/L**	**SW846 6020**	**08/04-08/06/09**	**LHEFF1A5**
		Dilution Factor: 1		Analysis Time..: 15:55	Analyst ID.....: 002260	
		Instrument ID..: I8		MDL.....: 0.033		
Chromium	ND	2.0	ug/L	SW846 6020	08/04-08/06/09	LHEFF1CJ
		Dilution Factor: 1		Analysis Time..: 15:55	Analyst ID.....: 002260	
		Instrument ID..: I8		MDL.....: 0.066		
Copper	**0.32 B,J**	**2.0**	**ug/L**	**SW846 6020**	**08/04-08/06/09**	**LHEFF1A6**
		Dilution Factor: 1		Analysis Time..: 15:55	Analyst ID.....: 002260	
		Instrument ID..: I8		MDL.....: 0.064		
Iron	**30500 J**	**50.0**	**ug/L**	**SW846 6020**	**08/04-08/06/09**	**LHEFF1A7**
		Dilution Factor: 1		Analysis Time..: 15:55	Analyst ID.....: 002260	
		Instrument ID..: I8		MDL.....: 11.0		
Manganese	**28100 J**	**20.0**	**ug/L**	**SW846 6020**	**08/04-08/07/09**	**LHEFF1A9**
		Dilution Factor: 20		Analysis Time..: 13:51	Analyst ID.....: 002260	
		Instrument ID..: I8		MDL.....: 2.8		

(Continued on next page)

Tetra Tech NUS, Inc

Client Sample ID: MRC-MW23A-073109

DISSOLVED Metals

Lot-Sample #...: A9H010115-004 Matrix.....: WG

PARAMETER	RESULT	REPORTING LIMIT	UNITS	METHOD	PREPARATION-ANALYSIS DATE	WORK ORDER #
Molybdenum	ND	2.0	ug/L	SW846 6020	08/04-08/06/09	LHEFF1CA
		Dilution Factor: 1		Analysis Time..: 15:55	Analyst ID.....: 002260	
		Instrument ID..: I8		MDL.....: 0.20		
Nickel	**130**	**2.0**	**ug/L**	**SW846 6020**	**08/04-08/06/09**	**LHEFF1CC**
		Dilution Factor: 1		Analysis Time..: 15:55	Analyst ID.....: 002260	
		Instrument ID..: I8		MDL.....: 0.10		
Lead	ND	1.0	ug/L	SW846 6020	08/04-08/06/09	LHEFF1A8
		Dilution Factor: 1		Analysis Time..: 15:55	Analyst ID.....: 002260	
		Instrument ID..: I8		MDL.....: 0.034		
Antimony	ND	2.0	ug/L	SW846 6020	08/04-08/06/09	LHEFF1A0
		Dilution Factor: 1		Analysis Time..: 15:55	Analyst ID.....: 002260	
		Instrument ID..: I8		MDL.....: 0.055		
Selenium	**0.23 B**	**5.0**	**ug/L**	**SW846 6020**	**08/04-08/06/09**	**LHEFF1CD**
		Dilution Factor: 1		Analysis Time..: 15:55	Analyst ID.....: 002260	
		Instrument ID..: I8		MDL.....: 0.14		
Thallium	**0.16 B,J**	**1.0**	**ug/L**	**SW846 6020**	**08/04-08/06/09**	**LHEFF1CF**
		Dilution Factor: 1		Analysis Time..: 15:55	Analyst ID.....: 002260	
		Instrument ID..: I8		MDL.....: 0.12		
Vanadium	ND	20.0	ug/L	SW846 6020	08/04-08/06/09	LHEFF1CG
		Dilution Factor: 1		Analysis Time..: 15:55	Analyst ID.....: 002260	
		Instrument ID..: I8		MDL.....: 0.60		
Zinc	**142 J**	**20.0**	**ug/L**	**SW846 6020**	**08/04-08/06/09**	**LHEFF1CH**
		Dilution Factor: 1		Analysis Time..: 15:55	Analyst ID.....: 002260	
		Instrument ID..: I8		MDL.....: 0.85		
Mercury	ND	0.20	ug/L	SW846 7470A	08/04-08/05/09	LHEFF1CK
		Dilution Factor: 1		Analysis Time..: 13:06	Analyst ID.....: 001576	
		Instrument ID..: H1		MDL.....: 0.10		

NOTE(S):

J Method blank contamination. The associated method blank contains the target analyte at a reportable level.

B Estimated result. Result is less than RL.

Tetra Tech NUS, Inc

Client Sample ID: MRC-MW52A-072809

DISSOLVED Metals

Lot-Sample #...: A9G290200-003 Matrix.....: WG
Date Sampled...: 07/28/09 13:40 Date Received..: 07/29/09

PARAMETER	RESULT	REPORTING LIMIT	UNITS	METHOD	PREPARATION-ANALYSIS DATE	WORK ORDER #
Prep Batch #...: 9211016						
Silver	ND	1.0	ug/L	SW846 6020	07/30-08/03/09	LG7301CD
		Dilution Factor: 1		Analysis Time..: 21:00	Analyst ID.....: 002260	
		Instrument ID..: I8		MDL.....: 0.033		
Arsenic	**2.2 B**	**5.0**	**ug/L**	**SW846 6020**	**07/30-08/03/09**	**LG7301A0**
		Dilution Factor: 1		Analysis Time..: 21:00	Analyst ID.....: 002260	
		Instrument ID..: I8		MDL.....: 0.21		
Barium	**864 J**	**1.0**	**ug/L**	**SW846 6020**	**07/30-08/03/09**	**LG7301A1**
		Dilution Factor: 1		Analysis Time..: 21:00	Analyst ID.....: 002260	
		Instrument ID..: I8		MDL.....: 0.052		
Beryllium	**62.6**	**1.0**	**ug/L**	**SW846 6020**	**07/30-08/03/09**	**LG7301A2**
		Dilution Factor: 1		Analysis Time..: 21:00	Analyst ID.....: 002260	
		Instrument ID..: I8		MDL.....: 0.037		
Cadmium	**3.2**	**1.0**	**ug/L**	**SW846 6020**	**07/30-08/03/09**	**LG7301A3**
		Dilution Factor: 1		Analysis Time..: 21:00	Analyst ID.....: 002260	
		Instrument ID..: I8		MDL.....: 0.027		
Cobalt	**2410 J**	**1.0**	**ug/L**	**SW846 6020**	**07/30-08/03/09**	**LG7301A4**
		Dilution Factor: 1		Analysis Time..: 21:00	Analyst ID.....: 002260	
		Instrument ID..: I8		MDL.....: 0.033		
Chromium	**0.11 B**	**2.0**	**ug/L**	**SW846 6020**	**07/30-08/03/09**	**LG7301CH**
		Dilution Factor: 1		Analysis Time..: 21:00	Analyst ID.....: 002260	
		Instrument ID..: I8		MDL.....: 0.066		
Copper	**79.6 J**	**2.0**	**ug/L**	**SW846 6020**	**07/30-08/03/09**	**LG7301A5**
		Dilution Factor: 1		Analysis Time..: 21:00	Analyst ID.....: 002260	
		Instrument ID..: I8		MDL.....: 0.064		
Iron	**16100 J**	**50.0**	**ug/L**	**SW846 6020**	**07/30-08/03/09**	**LG7301A6**
		Dilution Factor: 1		Analysis Time..: 21:00	Analyst ID.....: 002260	
		Instrument ID..: I8		MDL.....: 11.0		
Manganese	**35900 J**	**10.0**	**ug/L**	**SW846 6020**	**07/30-08/04/09**	**LG7301A8**
		Dilution Factor: 10		Analysis Time..: 11:32	Analyst ID.....: 002260	
		Instrument ID..: I8		MDL.....: 1.4		

(Continued on next page)

Tetra Tech NUS, Inc

Client Sample ID: MRC-MW52A-072809

DISSOLVED Metals

Lot-Sample #...: A9G290200-003 Matrix.....: WG

PARAMETER	RESULT	REPORTING LIMIT	UNITS	METHOD	PREPARATION-ANALYSIS DATE	WORK ORDER #
Molybdenum	ND	2.0	ug/L	SW846 6020	07/30-08/03/09	LG7301A9
		Dilution Factor: 1		Analysis Time..: 21:00	Analyst ID.....: 002260	
		Instrument ID..: I8		MDL.....: 0.20		
Nickel	1590 J	2.0	ug/L	SW846 6020	07/30-08/03/09	LG7301CA
		Dilution Factor: 1		Analysis Time..: 21:00	Analyst ID.....: 002260	
		Instrument ID..: I8		MDL.....: 0.10		
Lead	1.4	1.0	ug/L	SW846 6020	07/30-08/03/09	LG7301A7
		Dilution Factor: 1		Analysis Time..: 21:00	Analyst ID.....: 002260	
		Instrument ID..: I8		MDL.....: 0.034		
Antimony	0.21 B	2.0	ug/L	SW846 6020	07/30-08/03/09	LG7301AX
		Dilution Factor: 1		Analysis Time..: 21:00	Analyst ID.....: 002260	
		Instrument ID..: I8		MDL.....: 0.055		
Selenium	4.6 B	5.0	ug/L	SW846 6020	07/30-08/03/09	LG7301CC
		Dilution Factor: 1		Analysis Time..: 21:00	Analyst ID.....: 002260	
		Instrument ID..: I8		MDL.....: 0.14		
Thallium	1.4	1.0	ug/L	SW846 6020	07/30-08/03/09	LG7301CE
		Dilution Factor: 1		Analysis Time..: 21:00	Analyst ID.....: 002260	
		Instrument ID..: I8		MDL.....: 0.12		
Vanadium	0.87 B	20.0	ug/L	SW846 6020	07/30-08/03/09	LG7301CF
		Dilution Factor: 1		Analysis Time..: 21:00	Analyst ID.....: 002260	
		Instrument ID..: I8		MDL.....: 0.60		
Zinc	2910 J	20.0	ug/L	SW846 6020	07/30-08/03/09	LG7301CG
		Dilution Factor: 1		Analysis Time..: 21:00	Analyst ID.....: 002260	
		Instrument ID..: I8		MDL.....: 0.85		
Mercury	ND	0.20	ug/L	SW846 7470A	07/30/09	LG7301CJ
		Dilution Factor: 1		Analysis Time..: 15:33	Analyst ID.....: 001576	
		Instrument ID..: H1		MDL.....: 0.10		

NOTE(S):

B Estimated result. Result is less than RL.

J Method blank contamination. The associated method blank contains the target analyte at a reportable level.

Tetra Tech NUS, Inc

Client Sample ID: MRC-MW53A-072809

DISSOLVED Metals

Lot-Sample #...: A9G290200-004 Matrix.....: WG
Date Sampled...: 07/28/09 14:52 Date Received..: 07/29/09

PARAMETER	RESULT	REPORTING LIMIT	UNITS	METHOD	PREPARATION-ANALYSIS DATE	WORK ORDER #
Prep Batch #...: 9211016						
Silver	ND	1.0	ug/L	SW846 6020	07/30-08/03/09	LG7331CE
		Dilution Factor: 1		Analysis Time..: 21:08	Analyst ID.....: 002260	
		Instrument ID..: I8		MDL.....: 0.033		
Arsenic	ND	5.0	ug/L	SW846 6020	07/30-08/03/09	LG7331AC
		Dilution Factor: 1		Analysis Time..: 21:08	Analyst ID.....: 002260	
		Instrument ID..: I8		MDL.....: 0.21		
Barium	83.8 J	1.0	ug/L	SW846 6020	07/30-08/03/09	LG7331AD
		Dilution Factor: 1		Analysis Time..: 21:08	Analyst ID.....: 002260	
		Instrument ID..: I8		MDL.....: 0.052		
Beryllium	7.0	1.0	ug/L	SW846 6020	07/30-08/03/09	LG7331AE
		Dilution Factor: 1		Analysis Time..: 21:08	Analyst ID.....: 002260	
		Instrument ID..: I8		MDL.....: 0.037		
Cadmium	0.16 B	1.0	ug/L	SW846 6020	07/30-08/03/09	LG7331AF
		Dilution Factor: 1		Analysis Time..: 21:08	Analyst ID.....: 002260	
		Instrument ID..: I8		MDL.....: 0.027		
Cobalt	44.5 J	1.0	ug/L	SW846 6020	07/30-08/03/09	LG7331AG
		Dilution Factor: 1		Analysis Time..: 21:08	Analyst ID.....: 002260	
		Instrument ID..: I8		MDL.....: 0.033		
Chromium	0.85 B	2.0	ug/L	SW846 6020	07/30-08/03/09	LG7331CJ
		Dilution Factor: 1		Analysis Time..: 21:08	Analyst ID.....: 002260	
		Instrument ID..: I8		MDL.....: 0.066		
Copper	10.7 J	2.0	ug/L	SW846 6020	07/30-08/03/09	LG7331AH
		Dilution Factor: 1		Analysis Time..: 21:08	Analyst ID.....: 002260	
		Instrument ID..: I8		MDL.....: 0.064		
Iron	17.7 B,J	50.0	ug/L	SW846 6020	07/30-08/03/09	LG7331AJ
		Dilution Factor: 1		Analysis Time..: 21:08	Analyst ID.....: 002260	
		Instrument ID..: I8		MDL.....: 11.0		
Manganese	187 J	1.0	ug/L	SW846 6020	07/30-08/04/09	LG7331AL
		Dilution Factor: 1		Analysis Time..: 11:39	Analyst ID.....: 002260	
		Instrument ID..: I8		MDL.....: 0.14		

(Continued on next page)

Tetra Tech NUS, Inc

Client Sample ID: MRC-MW53A-072809

DISSOLVED Metals

Lot-Sample #...: A9G290200-004 Matrix.....: WG

PARAMETER	RESULT	REPORTING LIMIT	UNITS	METHOD	PREPARATION-ANALYSIS DATE	WORK ORDER #
Molybdenum	ND	2.0	ug/L	SW846 6020	07/30-08/03/09	LG7331CA
		Dilution Factor: 1		Analysis Time..: 21:08	Analyst ID.....: 002260	
		Instrument ID..: I8		MDL.....: 0.20		
Nickel	**82.6 J**	**2.0**	**ug/L**	**SW846 6020**	**07/30-08/03/09**	**LG7331CC**
		Dilution Factor: 1		Analysis Time..: 21:08	Analyst ID.....: 002260	
		Instrument ID..: I8		MDL.....: 0.10		
Lead	**0.27 B**	**1.0**	**ug/L**	**SW846 6020**	**07/30-08/03/09**	**LG7331AK**
		Dilution Factor: 1		Analysis Time..: 21:08	Analyst ID.....: 002260	
		Instrument ID..: I8		MDL.....: 0.034		
Antimony	**0.074 B**	**2.0**	**ug/L**	**SW846 6020**	**07/30-08/03/09**	**LG7331AA**
		Dilution Factor: 1		Analysis Time..: 21:08	Analyst ID.....: 002260	
		Instrument ID..: I8		MDL.....: 0.055		
Selenium	**0.14 B**	**5.0**	**ug/L**	**SW846 6020**	**07/30-08/03/09**	**LG7331CD**
		Dilution Factor: 1		Analysis Time..: 21:08	Analyst ID.....: 002260	
		Instrument ID..: I8		MDL.....: 0.14		
Thallium	ND	1.0	ug/L	SW846 6020	07/30-08/03/09	LG7331CF
		Dilution Factor: 1		Analysis Time..: 21:08	Analyst ID.....: 002260	
		Instrument ID..: I8		MDL.....: 0.12		
Vanadium	ND	20.0	ug/L	SW846 6020	07/30-08/03/09	LG7331CG
		Dilution Factor: 1		Analysis Time..: 21:08	Analyst ID.....: 002260	
		Instrument ID..: I8		MDL.....: 0.60		
Zinc	**147 J**	**20.0**	**ug/L**	**SW846 6020**	**07/30-08/03/09**	**LG7331CH**
		Dilution Factor: 1		Analysis Time..: 21:08	Analyst ID.....: 002260	
		Instrument ID..: I8		MDL.....: 0.85		
Mercury	ND	0.20	ug/L	SW846 7470A	07/30/09	LG7331CK
		Dilution Factor: 1		Analysis Time..: 15:40	Analyst ID.....: 001576	
		Instrument ID..: H1		MDL.....: 0.10		

NOTE(S):

J Method blank contamination. The associated method blank contains the target analyte at a reportable level.

B Estimated result. Result is less than RL.

Appendix C

Support Documentation

CASE NARRATIVE

9G30230

The following report contains the analytical results for twelve water samples and four quality control samples submitted to TestAmerica North Canton by Tetra Tech NUS, Inc. from the Middle River Center Site. The samples were received August 01, 2009, July 29, 2009, July 30, 2009 and July 31, 2009, according to documented sample acceptance procedures.

This SDG consists of (4) laboratory ID's: A9G290200, A9G300230, A9G310180, and A9H010115.

TestAmerica utilizes USEPA approved methods in all analytical work. The samples presented in this report were analyzed for the parameter(s) listed on the analytical methods summary page in accordance with the method(s) indicated. Preliminary results were provided to Dev Murali, Tobrena Skeen, and Tony Apanavage on August 07, 2009, on August 10, 2009, and August 11, 2009. A summary of QC data for these analyses is included at the back of the report.

TestAmerica North Canton attests to the validity of the laboratory data generated by TestAmerica facilities reported herein. All analyses performed by TestAmerica facilities were done using established laboratory SOPs that incorporate QA/QC procedures described in the applicable methods. TestAmerica's operations groups have reviewed the data for compliance with the laboratory QA/QC plan, and data have been found to be compliant with laboratory protocols unless otherwise noted below.

The test results in this report meet all NELAP requirements for parameters for which accreditation is required or available. Any exceptions to NELAP requirements are noted in this report. Pursuant to NELAP, this report may not be reproduced, except in full, without the written approval of the laboratory.

Please refer to the Quality Control Elements Narrative following this case narrative for additional quality control information.

If you have any questions, please call the Project Manager, Patrick J. O'Meara, at 330-497-9396.

This report is sequentially paginated. The final page of the report is labeled as "END OF REPORT."

SUPPLEMENTAL QC INFORMATION

SAMPLE RECEIVING

The temperatures of the coolers upon sample receipt were 1.4, 0.4, 3.2, and 1.1°C.

See TestAmerica's Cooler Receipt Form for additional information.

CASE NARRATIVE (continued)

GC/MS VOLATILES

The sample(s) that contain results between the MDL and the RL were flagged with "J". There is a possibility of false positive or mis-identification at these quantitation levels. In analytical methods requiring confirmation of the analyte reported, confirmation was performed only down to the standard reporting limit (SRL). The acceptance criteria for QC samples may not be met at these quantitation levels.

2-Chloroethyl vinyl ether cannot be reliably recovered in an acid preserved sample.

Sample(s) MRC-MW17A-073109 had elevated reporting limits due to TICs.

GC/MS SEMIVOLATILES

Sample(s) MRC-MW19A-072909 had acid surrogates outside of control limits; however, only BN compounds were requested for analysis. No corrective action was necessary.

The matrix spike/matrix spike duplicate data for batch(es) 9213017 are not included in this report. The batch QC samples, which document the effect of a specific sample matrix on the method performance, were not associated with a sample reported in this lot. The data, therefore, has no bearing on the samples reported herein. In order to document compliance with the QC requirement for an MS/MSD per 20 environmental samples, a summary of sample/QC associations has been provided following this case narrative.

METALS

The sample(s) that contain results between the MDL and the RL were flagged with "B". There is the possibility of false positive or mis-identification at these quantitation levels. The acceptance criteria for the ICB, CCB, and Method Blank are +/- the standard reporting limit (SRL).

The sample(s) that contained concentrations of target analyte(s) at a reportable level in the associated Method Blank(s) were flagged with "J". Refer to the sample report pages for the affected analyte(s).

Matrix spike recovery and relative percent difference (RPD) data were not calculated for some analytes for MRC-MW17A-073109 due to the sample concentration reading greater than four times the spike amount. See the Matrix Spike Report for the affected analytes which will be flagged with "NC, MSB".

Matrix spike recovery and relative percent difference (RPD) data were not calculated for some analytes for batch(es) 9211016 due to the sample concentration reading greater than four times the spike amount. See the Matrix Spike Report for the affected analytes which will be flagged with "NC, MSB".

CASE NARRATIVE (continued)

METALS (continued)

The matrix spike/matrix spike duplicate(s) for batch(es) 9211016 and 9212015 had recoveries outside acceptance limits. However, since the associated method blank(s) and laboratory control sample(s) were in control, no corrective action was necessary.

Sample(s) MRC-MW23A-073109 had the CCV exceed method criteria high for Thallium and Lead for the associated serial dilution. Since the sample result was below the requested reporting limit, the result was accepted.

QUALITY CONTROL ELEMENTS NARRATIVE

TestAmerica conducts a quality assurance/quality control (QA/QC) program designed to provide scientifically valid and legally defensible data. Toward this end, several types of quality control indicators are incorporated into the QA/QC program, which is described in detail in QA Policy, QA-003. These indicators are introduced into the sample testing process to provide a mechanism for the assessment of the analytical data. Program or agency specific requirements take precedence over the requirements listed in this narrative.

QC BATCH

Environmental samples are taken through the testing process in groups called QUALITY CONTROL BATCHES (QC batches). A QC batch contains up to twenty environmental samples of a similar matrix (water, soil) that are processed using the same reagents and standards. TestAmerica North Canton requires that each environmental sample be associated with a QC batch.

Several quality control samples are included in each QC batch and are processed identically to the twenty environmental samples.

For SW846/RCRA methods, QC samples include a METHOD BLANK (MB), a LABORATORY CONTROL SAMPLE (LCS) and, where appropriate, a MATRIX SPIKE/MATRIX SPIKE DUPLICATE (MS/MSD) pair or a MATRIX SPIKE/SAMPLE DUPLICATE (MS/DU) pair. If there is insufficient sample to perform an MS/MSD or an MS/DU, then a LABORATORY CONTROL SAMPLE DUPLICATE (LCSD) is included in the QC batch.

For 600 series/CWA methods, QC samples include a METHOD BLANK (MB), a LABORATORY CONTROL SAMPLE (LCS) and, where appropriate, a MATRIX SPIKE (MS). An MS is prepared and analyzed at a 10% frequency for GC Methods and at a 5% frequency for GC/MS methods.

LABORATORY CONTROL SAMPLE

The Laboratory Control Sample is a QC sample that is created by adding known concentrations of a full or partial set of target analytes to a matrix similar to that of the environmental samples in the QC batch. Multi peak responders may not be included in the target spike list due to co-elution. The LCS analyte recovery results are used to monitor the analytical process and provide evidence that the laboratory is performing the method within acceptable guidelines. All control analytes indicated by a bold type in the LCS must meet acceptance criteria. Failure to meet the established recovery guidelines requires the repreparation and reanalysis of all samples in the QC batch. Comparison of only the failed parameters from the first batch are evaluated. The only exception to the rework requirement is that if the LCS recoveries are biased high and the associated sample is ND (non-detected) for the parameter(s) of interest, the batch is acceptable.

At times, a Laboratory Control Sample Duplicate (LCSD) is also included in the QC batch. An LCSD is a QC sample that is created and handled identically to the LCS. Analyte recovery data from the LCSD is assessed in the same way as that of the LCS. The LCSD recoveries, together with the LCS recoveries, are used to determine the reproducibility (precision) of the analytical system. Precision data are expressed as relative percent differences (RPDs). If the RPD fails for an LCS/LCSD and yet the recoveries are within acceptance criteria, the batch is still acceptable.

METHOD BLANK

The Method Blank is a QC sample consisting of all the reagents used in analyzing the environmental samples contained in the QC batch. Method Blank results are used to determine if interference or contamination in the analytical system could lead to the reporting of false positive data or elevated analyte concentrations. All target analytes must be below the reporting limits (RL) or the associated sample(s) must be ND except under the following circumstances:

- Common organic contaminants may be present at concentrations up to 5 times the reporting limits. Common metals contaminants may be present at concentrations up to 2 times the reporting limit, or the reported blank concentration must be twenty fold less than the concentration reported in the associated environmental samples. (See common laboratory contaminants listed in the table.)

Volatile (GC or GC/MS)	Semivolatile (GC/MS)	Metals ICP-MS	Metals ICP Trace
Methylene Chloride, Acetone, 2-Butanone	Phthalate Esters	Copper, Iron, Zinc, Lead, Calcium, Magnesium, Potassium, Sodium, Barium, Chromium, Manganese	Copper, Iron, Zinc, Lead

- Organic blanks will be accepted if compounds detected in the blank are present in the associated samples at levels 10 times the blank level. Inorganic blanks will be accepted if elements detected in the blank are present in the associated samples at 20 times the blank level.

- Blanks will be accepted if the compounds/elements detected are not present in any of the associated environmental samples.

Failure to meet these Method Blank criteria requires the repreparation and reanalysis of all samples in the QC batch.

MATRIX SPIKE/MATRIX SPIKE DUPLICATE

A Matrix Spike and a Matrix Spike Duplicate are a pair of environmental samples to which known concentrations of a full or partial set of target analytes are added. The MS/MSD results are determined in the same manner as the results of the environmental sample used to prepare the MS/MSD. The analyte recoveries and the relative percent differences (RPDs) of the recoveries are calculated and used to evaluate the effect of the sample matrix on the analytical results. Due to the potential variability of the matrix of each sample, the MS/MSD results may not have an immediate bearing on any samples except the one spiked; therefore, the associated batch MS/MSD may not reflect the same compounds as the samples contained in the analytical report. When these MS/MSD results fail to meet acceptance criteria, the data is evaluated. If the LCS is within acceptance criteria, the batch is considered acceptable.

For certain methods, a Matrix Spike/Sample Duplicate (MS/DU) may be included in the QC batch in place of the MS/MSD. For the parameters (i.e. pH, ignitability) where it is not possible to prepare a spiked sample, a Sample Duplicate may be included in the QC batch. However, a Sample Duplicate is less likely to provide usable precision statistics depending on the likelihood of finding concentrations below the standard reporting limit. When the Sample Duplicate result fails to meet acceptance criteria, the data is evaluated.

For certain methods (600 series methods/CWA), a Matrix Spike is required in place of a Matrix Spike/Matrix Spike Duplicate (MS/MSD) or Matrix Spike/Sample Duplicate (MS/DU).

The acceptance criteria do not apply to samples that are diluted.

SURROGATE COMPOUNDS

In addition to these batch-related QC indicators, each organic environmental and QC sample is spiked with surrogate compounds. Surrogates are organic chemicals that behave similarly to the analytes of interest and that are rarely present in the environment. Surrogate recoveries are used to monitor the individual performance of a sample in the analytical system.

If surrogate recoveries are biased high in the LCS, LCSD, or the Method Blank, and the associated sample(s) are ND, the batch is acceptable. Otherwise, if the LCS, LCSD, or Method Blank surrogate(s) fail to meet recovery criteria, the entire sample batch is reprepared and reanalyzed. If the surrogate recoveries are outside criteria for environmental samples, the samples will be reprepared and reanalyzed unless there is objective evidence of matrix interference or if the sample dilution is greater than the threshold outlined in the associated method SOP.

The acceptance criteria do not apply to samples that are diluted. All other surrogate recoveries will be reported.

For the GC/MS BNA methods, the surrogate criterion is that two of the three surrogates for each fraction must meet acceptance criteria. The third surrogate must have a recovery of ten percent or greater.

For the Pesticide and PCB methods, the surrogate criterion is that one of two surrogate compounds must meet acceptance criteria. The second surrogate must have a recovery of 10% or greater.

TestAmerica Certifications and Approvals:

The laboratory is certified for the analytes listed on the documents below. These are available upon request.
California (#01144CA), Connecticut (#PH-0590), Florida (#E87225),
Illinois (#200004), Kansas (#E10336), Minnesota (#39-999-348), New Jersey (#OH001), New York (#10975), Nevada (#OH-000482008A), OhioVAP (#CL0024), Pennsylvania (#008), West Virginia (#210), Wisconsin (#999518190),NAVY, ARMY, USDA Soil Permit

HOLDTIME

SDG 9G30230

SORT	UNITS	NSAMPLE	LAB_ID	QC_TYPE	SAMP_DATE	EXTR_DATE	ANAL_DATE	SMP_EXTR	EXTR_ANL	SMP_ANL
HG	UG/L	MRC-MW19A-072909	A9G300230003	NM	7/29/2009	7/31/2009	8/3/2009	2	3	5
HG	UG/L	MRC-MW53A-072809	A9G290200004	NM	7/28/2009	7/30/2009	7/30/2009	2	0	2
HG	UG/L	MRC-MW23A-073109	A9H010115004	NM	7/31/2009	8/4/2009	8/5/2009	4	1	5
HG	UG/L	MRC-MW02A-072909	A9G300230004	NM	7/29/2009	7/31/2009	8/3/2009	2	3	5
HG	UG/L	MRC-MW17A-073109	A9H010115002	NM	7/31/2009	8/4/2009	8/5/2009	4	1	5
HG	UG/L	MRC-MW14A-073009	A9G310180004	NM	7/30/2009	8/4/2009	8/5/2009	5	1	6
HG	UG/L	MRC-MW12B-073009	A9G310180002	NM	7/30/2009	8/4/2009	8/5/2009	5	1	6
HG	UG/L	MRC-MW12A-073009	A9G310180003	NM	7/30/2009	8/4/2009	8/5/2009	5	1	6
HG	UG/L	MRC-MW08A-072809	A9G290200002	NM	7/28/2009	7/30/2009	7/30/2009	2	0	2
HG	UG/L	MRC-MW07A-072909	A9G300230002	NM	7/29/2009	7/31/2009	8/3/2009	2	3	5
HG	UG/L	MRC-MW04A-073109	A9H010115003	NM	7/31/2009	8/4/2009	8/5/2009	4	1	5
HG	UG/L	MRC-MW52A-072809	A9G290200003	NM	7/28/2009	7/30/2009	7/30/2009	2	0	2
M	UG/L	MRC-MW19A-072909	A9G300230003	NM	7/29/2009	7/31/2009	8/6/2009	2	6	8
M	UG/L	MRC-MW08A-072809DL	A9G290200002	NM	7/28/2009	7/30/2009	8/4/2009	2	5	7
M	UG/L	MRC-MW12A-073009	A9G310180003	NM	7/30/2009	8/4/2009	8/6/2009	5	2	7

SORT	UNITS	NSAMPLE	LAB_ID	QC_TYPE	SAMP_DATE	EXTR_DATE	ANAL_DATE	SMP_EXTR	EXTR_ANL	SMP_ANL
M	UG/L	MRC-MW12B-073009	A9G310180002	NM	7/30/2009	8/4/2009	8/6/2009	5	2	7
M	UG/L	MRC-MW14A-073009	A9G310180004	NM	7/30/2009	8/4/2009	8/6/2009	5	2	7
M	UG/L	MRC-MW17A-073109	A9H010115002	NM	7/31/2009	8/4/2009	8/6/2009	4	2	6
M	UG/L	MRC-MW17A-073109DL	A9H010115002	NM	7/31/2009	8/4/2009	8/7/2009	4	3	7
M	UG/L	MRC-MW23A-073109	A9H010115004	NM	7/31/2009	8/4/2009	8/6/2009	4	2	6
M	UG/L	MRC-MW23A-073109DL	A9H010115004	NM	7/31/2009	8/4/2009	8/7/2009	4	3	7
M	UG/L	MRC-MW52A-072809	A9G290200003	NM	7/28/2009	7/30/2009	8/3/2009	2	4	6
M	UG/L	MRC-MW52A-072809DL	A9G290200003	NM	7/28/2009	7/30/2009	8/4/2009	2	5	7
M	UG/L	MRC-MW08A-072809	A9G290200002	NM	7/28/2009	7/30/2009	8/3/2009	2	4	6
M	UG/L	MRC-MW53A-072809	A9G290200004	NM	7/28/2009	7/30/2009	8/4/2009	2	5	7
M	UG/L	MRC-MW02A-072909	A9G300230004	NM	7/29/2009	7/31/2009	8/6/2009	2	6	8
M	UG/L	MRC-MW53A-072809	A9G290200004	NM	7/28/2009	7/30/2009	8/3/2009	2	4	6
M	UG/L	MRC-MW04A-073109	A9H010115003	NM	7/31/2009	8/4/2009	8/6/2009	4	2	6
M	UG/L	MRC-MW07A-072909	A9G300230002	NM	7/29/2009	7/31/2009	8/6/2009	2	6	8
HGF	UG/L	MRC-MW12A-073009	A9G310180003	NM	7/30/2009	8/4/2009	8/5/2009	5	1	6
HGF	UG/L	MRC-MW02A-072909	A9G300230004	NM	7/29/2009	7/31/2009	8/3/2009	2	3	5
HGF	UG/L	MRC-MW04A-073109	A9H010115003	NM	7/31/2009	8/4/2009	8/5/2009	4	1	5
HGF	UG/L	MRC-MW08A-072809	A9G290200002	NM	7/28/2009	7/30/2009	7/30/2009	2	0	2

SORT	UNITS	NSAMPLE	LAB_ID	QC_TYPE	SAMP_DATE	EXTR_DATE	ANAL_DATE	SMP_EXTR	EXTR_ANL	SMP_ANL
HGF	UG/L	MRC-MW12B-073009	A9G310180002	NM	7/30/2009	8/4/2009	8/5/2009	5	1	6
HGF	UG/L	MRC-MW14A-073009	A9G310180004	NM	7/30/2009	8/4/2009	8/5/2009	5	1	6
HGF	UG/L	MRC-MW17A-073109	A9H010115002	NM	7/31/2009	8/4/2009	8/5/2009	4	1	5
HGF	UG/L	MRC-MW19A-072909	A9G300230003	NM	7/29/2009	7/31/2009	8/3/2009	2	3	5
HGF	UG/L	MRC-MW23A-073109	A9H010115004	NM	7/31/2009	8/4/2009	8/5/2009	4	1	5
HGF	UG/L	MRC-MW52A-072809	A9G290200003	NM	7/28/2009	7/30/2009	7/30/2009	2	0	2
HGF	UG/L	MRC-MW53A-072809	A9G290200004	NM	7/28/2009	7/30/2009	7/30/2009	2	0	2
HGF	UG/L	MRC-MW07A-072909	A9G300230002	NM	7/29/2009	7/31/2009	8/3/2009	2	3	5
MF	UG/L	MRC-MW17A-073109	A9H010115002	NM	7/31/2009	8/4/2009	8/6/2009	4	2	6
MF	UG/L	MRC-MW02A-072909	A9G300230004	NM	7/29/2009	7/31/2009	8/6/2009	2	6	8
MF	UG/L	MRC-MW04A-073109	A9H010115003	NM	7/31/2009	8/4/2009	8/6/2009	4	2	6
MF	UG/L	MRC-MW07A-072909	A9G300230002	NM	7/29/2009	7/31/2009	8/6/2009	2	6	8
MF	UG/L	MRC-MW08A-072809	A9G290200002	NM	7/28/2009	7/30/2009	8/3/2009	2	4	6
MF	UG/L	MRC-MW08A-072809DL	A9G290200002	NM	7/28/2009	7/30/2009	8/4/2009	2	5	7
MF	UG/L	MRC-MW12A-073009	A9G310180003	NM	7/30/2009	8/4/2009	8/6/2009	5	2	7
MF	UG/L	MRC-MW12B-073009	A9G310180002	NM	7/30/2009	8/4/2009	8/6/2009	5	2	7
MF	UG/L	MRC-MW17A-073109DL	A9H010115002	NM	7/31/2009	8/4/2009	8/7/2009	4	3	7
MF	UG/L	MRC-MW19A-072909	A9G300230003	NM	7/29/2009	7/31/2009	8/6/2009	2	6	8

SORT	UNITS	NSAMPLE	LAB_ID	QC_TYPE	SAMP_DATE	EXTR_DATE	ANAL_DATE	SMP_EXTR	EXTR_ANL	SMP_ANL
MF	UG/L	MRC-MW23A-073109	A9H010115004	NM	7/31/2009	8/4/2009	8/6/2009	4	2	6
MF	UG/L	MRC-MW23A-073109DL	A9H010115004	NM	7/31/2009	8/4/2009	8/7/2009	4	3	7
MF	UG/L	MRC-MW52A-072809	A9G290200003	NM	7/28/2009	7/30/2009	8/3/2009	2	4	6
MF	UG/L	MRC-MW52A-072809DL	A9G290200003	NM	7/28/2009	7/30/2009	8/4/2009	2	5	7
MF	UG/L	MRC-MW53A-072809	A9G290200004	NM	7/28/2009	7/30/2009	8/3/2009	2	4	6
MF	UG/L	MRC-MW53A-072809	A9G290200004	NM	7/28/2009	7/30/2009	8/4/2009	2	5	7
MF	UG/L	MRC-MW14A-073009	A9G310180004	NM	7/30/2009	8/4/2009	8/6/2009	5	2	7
OS	%	MRC-MW19A-072909	A9G300230003	NM	7/29/2009	7/31/2009	8/4/2009	2	4	6
OS	%	MRC-MW53A-072809	A9G290200004	NM	7/28/2009	7/30/2009	8/6/2009	2	7	9
OS	%	MRC-MW17A-073109	A9H010115002	NM	7/31/2009	8/2/2009	8/4/2009	2	2	4
OS	%	MRC-MW14A-073009	A9G310180004	NM	7/30/2009	8/2/2009	8/6/2009	3	4	7
OS	%	MRC-MW12A-073009DL	A9G310180003	NM	7/30/2009	8/2/2009	8/7/2009	3	5	8
OS	%	MRC-MW07A-072909	A9G300230002	NM	7/29/2009	7/31/2009	8/3/2009	2	3	5
OS	%	MRC-MW08A-072809	A9G290200002	NM	7/28/2009	7/30/2009	8/6/2009	2	7	9
OS	%	MRC-MW12B-073009	A9G310180002	NM	7/30/2009	8/2/2009	8/7/2009	3	5	8
OS	UG/L	MRC-MW14A-073009	A9G310180004	NM	7/30/2009	8/2/2009	8/6/2009	3	4	7
OS	UG/L	MRC-MW53A-072809	A9G290200004	NM	7/28/2009	7/30/2009	8/6/2009	2	7	9
OS	UG/L	MRC-MW07A-072909	A9G300230002	NM	7/29/2009	7/31/2009	8/3/2009	2	3	5

Chain of Custody Record

Temperature on Receipt 1.4°C

Drinking Water? Yes☐ No☐

TestAmerica
THE LEADER IN ENVIRONMENTAL TESTING

30

TAL-4124 (1007)

Client	Project Manager	Date	Chain of Custody Number
Tetra Tech NUS	Tony Apanavage	7-28-09	141125
Address	**Telephone Number (Area Code)/Fax Number**	**Lab Number**	**Page 1 of 1**
20251 Century Blvd Ste 200	(301) 528-3021		
City / **State** / **Zip Code**	**Site Contact**	**Lab Contact**	
Germantown / MD / 20874	Walt Pryor		
Project Name and Location (State)	**Carrier/Waybill Number**		
Middle River Center			
Contract/Purchase Order/Quote No.			

Sample I.D. No. and Description (Containers for each sample may be combined on one line)	Date	Time	Matrix: Air	Aqueous	Sed.	Soil	Containers & Preservatives: Unpres.	H2SO4	HNO3	HCl	NaOH	ZnAc/NaOH	Analysis: VOCs	Total ppm	Diss ppm	1,4 Dioxane	Special Instructions/ Conditions of Receipt
TB-072809	7-28-09	0800		X						X			X				
MNC-MW08A-072809		1139		X			X		X	X			X	X	X	X	
MNC-MW52A-072809		1340		X					X					X	X		
MNC-MW53A-072809		1452		X			X		X	X			X	X	X	X	

Analysis (Attach list if more space is needed)

Possible Hazard Identification
☐ Non-Hazard ☐ Flammable ☐ Skin Irritant ☐ Poison B ☐ Unknown

Sample Disposal
☐ Return To Client ☐ Disposal By Lab ☐ Archive For _____ Months
(A fee may be assessed if samples are retained longer than 1 month)

Turn Around Time Required
☐ 24 Hours ☐ 48 Hours ☐ 7 Days ☐ 14 Days ☐ 21 Days ☐ Other _____

QC Requirements (Specify)

	Date	Time
1. Relinquished By: Walt Pryor	7-28-09	1600
2. Relinquished By		
3. Relinquished By		

	Date	Time
1. Received By: Matthew [illegible] TestAmerica	29 Jul 09	0910
2. Received By		
3. Received By		

Comments

DISTRIBUTION: WHITE - Returned to Client with Report; CANARY - Stays with the Sample; PINK - Field Copy

North Canton

Chain of Custody Record

Temperature on Receipt _____

Drinking Water? Yes☐ No☐

TestAmerica
THE LEADER IN ENVIRONMENTAL TESTING

TAL-4124 (1007)

Client: Tetra Tech NUS
Project Manager: Tony Apanavage
Date: 7-29-09
Chain of Custody Number: 141127
Page 1 of 1

Address: 20251 Century Blvd Ste 200
Telephone Number (Area Code)/Fax Number: (301) 528-3021
Lab Number:

City: Germantown | State: MD | Zip Code: 20874
Site Contact: Walt Payton | Lab Contact: Pat Oneen
Carrier/Waybill Number:

Project Name and Location (State): Middle River Center
Contract/Purchase Order/Quote No.:

Analysis (Attach list if more space is needed)

Special Instructions/ Conditions of Receipt

Sample I.D. No. and Description (Containers for each sample may be combined on one line)	Date	Time	Matrix: Air	Aqueous	Sed.	Soil	Containers & Preservatives: Unpres.	H2SO4	HNO3	HCl	NaOH	ZnAc/ NaOH	VOCs	Total ppm	Diss ppm	4 4 Dioxane
TB-072909	7-29-09	0800		X						X			X			
MRC-MW07A-072909		0957		X			X		X	X			X	X	X	X
MRC-MW19A-072909		1258		X			X		X	X			X	X	X	X
MRC-MW02A-072909		1504		X					X					X	X	

Possible Hazard Identification
☐ Non-Hazard ☐ Flammable ☐ Skin Irritant ☐ Poison B ☐ Unknown

Sample Disposal
☐ Return To Client ☐ Disposal By Lab ☐ Archive For _____ Months (A fee may be assessed if samples are retained longer than 1 month)

QC Requirements (Specify)

Turn Around Time Required
☐ 24 Hours ☐ 48 Hours ☐ 7 Days ☐ 14 Days ☐ 21 Days ☐ Other _____

	Date	Time		Date	Time
1. Relinquished By: Walt Payton	7-29-09	1600	1. Received By	7-30-09	0915
2. Relinquished By			2. Received By		
3. Relinquished By			3. Received By		

Comments

DISTRIBUTION: WHITE - Returned to Client with Report; CANARY - Stays with the Sample; PINK - Field Copy

Chain of Custody Record

Temperature on Receipt _____

Drinking Water? Yes ☐ No ☐

TestAmerica
THE LEADER IN ENVIRONMENTAL TESTING

TAL-4124 (1007)

Client	Project Manager	Date	Chain of Custody Number
Tetra Tech NUS	Tony Apanavage	7-30-09	141128
Address	**Telephone Number (Area Code)/Fax Number**	**Lab Number**	**Page** 1 of 1
20251 Century Blvd Ste 200	(301) 528-3021		
City / **State** / **Zip Code**	**Site Contact**	**Lab Contact**	
Germantown / MD / 20874	Walt Payson		
Project Name and Location (State)	**Carrier/Waybill Number**		
Middle River Center			
Contract/Purchase Order/Quote No.			

Sample I.D. No. and Description (Containers for each sample may be combined on one line)	Date	Time	Matrix: Air	Aqueous	Sed.	Soil	Containers & Preservatives: Unpres.	H2SO4	HNO3	HCl	NaOH	ZnAc/NaOH	Analysis: VOCs	Total ppm	D.ss ppm	1,4 Dioxane	Special Instructions/ Conditions of Receipt
TB-073009	7-30-09	0800		X						X			X				
MRC-MW12B-073009		1044		X			X		X	X			X	X	X	X	
MRC-MW12A-073009		1357		X			X		X	X			X	X	X	X	
MRC-MW14A-073009	↓	1520		X			X		X	X			X	X	X	X	

Possible Hazard Identification
☐ Non-Hazard ☐ Flammable ☐ Skin Irritant ☐ Poison B ☐ Unknown

Sample Disposal
☐ Return To Client ☐ Disposal By Lab ☐ Archive For _____ Months
(A fee may be assessed if samples are retained longer than 1 month)

Turn Around Time Required
☐ 24 Hours ☐ 48 Hours ☐ 7 Days ☐ 14 Days ☐ 21 Days ☐ Other _____

QC Requirements (Specify)

	Date	Time		Date	Time
1. Relinquished By: Walt Payson	7-30-09	1600	1. Received By: TESTAMERICA	31 JUL 09	0910
2. Relinquished By			2. Received By		
3. Relinquished By			3. Received By		

Comments

DISTRIBUTION: WHITE - Returned to Client with Report; CANARY - Stays with the Sample; PINK - Field Copy

Chain of Custody Record

Temperature on Receipt _____

Drinking Water? Yes ☐ No ☐

TestAmerica
THE LEADER IN ENVIRONMENTAL TESTING

TAL-4124 (1007)

Client	Project Manager	Date	Chain of Custody Number
Tetra Tech NUS	Tony Apanavage	7-31-09	141129
Address	**Telephone Number (Area Code)/Fax Number**	**Lab Number**	**Page** 1 of 1
20251 Century Blvd Ste 200	(301) 528-3021		
City / **State** / **Zip Code**	**Site Contact**	**Lab Contact**	
Germantown / MD / 20874	Walt Payer		
Project Name and Location (State)	**Carrier/Waybill Number**		
Middle Risen Center			
Contract/Purchase Order/Quote No.			

Sample I.D. No. and Description (Containers for each sample may be combined on one line)	Date	Time	Matrix: Air	Aqueous	Sed.	Soil	Containers & Preservatives: Unpres.	H2SO4	HNO3	HCl	NaOH	ZnAc/ NaOH	Analysis: VOCs	Total ppm	Diss ppm	1,4 Dioxane
✓ TB-073109	7-31-09	0800		X						X			X			
✓ MBC-MW 17A-073109		0922		X			X		X	X			X	X	X	X
✓ MBC-MW 04A-073109		1109		X					X					X	X	
✓ MBC-MW 23A-073109	↓	1354		X					X	X			X	X	X	

Special Instructions/ Conditions of Receipt

Possible Hazard Identification
☐ Non-Hazard ☐ Flammable ☐ Skin Irritant ☐ Poison B ☐ Unknown

Sample Disposal
☐ Return To Client ☐ Disposal By Lab ☐ Archive For _____ Months
(A fee may be assessed if samples are retained longer than 1 month)

Turn Around Time Required
☐ 24 Hours ☐ 48 Hours ☐ 7 Days ☐ 14 Days ☐ 21 Days ☐ Other_____

QC Requirements (Specify)

	Date	Time		Date	Time
1. Relinquished By: Walt e Payer	7-31-09	1600	1. Received By: Chris Lynch	8-1-09	9:10
2. Relinquished By			2. Received By		
3. Relinquished By			3. Received By		

Comments

DISTRIBUTION: WHITE - Returned to Client with Report; CANARY - Stays with the Sample; PINK - Field Copy

TestAmerica Cooler Receipt Form/Narrative **Lot Number:** A9G290200

North Canton Facility

Client TETRA TECH NUS Project MIDDLE RIVER By: [signature] (Signature)

Cooler Received on 29 JUL 2009 Opened on 29 JUL 2009

FedEx [X] UPS [ ] DHL [ ] FAS [ ] Stetson [ ] Client Drop Off [ ] TestAmerica Courier [ ] Other _____

TestAmerica Cooler # _____ Multiple Coolers [ ] Foam Box [ ] Client Cooler [X] Other _____

1. Were custody seals on the outside of the cooler(s)? Yes [X] No [ ] Intact? Yes [X] No [ ] NA [ ]
   If YES, Quantity 2 Quantity Unsalvageable _____
   Were custody seals on the outside of cooler(s) signed and dated? Yes [X] No [ ] NA [ ]
   Were custody seals on the bottle(s)? Yes [ ] No [X]
   If YES, are there any exceptions? _____
2. Shippers' packing slip attached to the cooler(s)? Yes [X] No [ ]
3. Did custody papers accompany the sample(s)? Yes [X] No [ ] Relinquished by client? Yes [X] No [ ]
4. Were the custody papers signed in the appropriate place? Yes [X] No [ ]
5. Packing material used: Bubble Wrap [X] Foam [ ] None [ ] Other PLASTIC BAG
6. Cooler temperature upon receipt 4 °C See back of form for multiple coolers/temps [ ]
   METHOD: IR [X] Other [ ] _____
   COOLANT: Wet Ice [X] Blue Ice [ ] Dry Ice [ ] Water [ ] None [ ]
7. Did all bottles arrive in good condition (Unbroken)? Yes [X] No [ ]
8. Could all bottle labels be reconciled with the COC? Yes [X] No [ ]
9. Were sample(s) at the correct pH upon receipt? Yes [X] No [ ] NA [ ]
10. Were correct bottle(s) used for the test(s) indicated? Yes [X] No [ ]
11. Were air bubbles >6 mm in any VOA vials? Yes [ ] No [X] NA [ ]
12. Sufficient quantity received to perform indicated analyses? Yes [X] No [ ]
13. Was a trip blank present in the cooler(s)? Yes [X] No [ ] Were VOAs on the COC? Yes [X] No [ ]

Contacted PM PJO Date 7/29/09 by am via Verbal [X] Voice Mail [ ] Other [ ]

Concerning 14

14. CHAIN OF CUSTODY

The following discrepancies occurred:

DURING unpack OF cooler, LID OF TOTAL METAL 08A OPENED (THUS SPILLING PORTION OF VOLUME (1/2)) will still have enough to run metals.

15. SAMPLE CONDITION

Sample(s) _____ were received after the recommended holding time had expired.

Sample(s) _____ were received in a broken container.

Sample(s) _____ were received with bubble >6 mm in diameter. (Notify PM)

16. SAMPLE PRESERVATION

Sample(s) _____ were further preserved in Sample Receiving to meet recommended pH level(s). *Nitric Acid Lot#* 031909-HNO_3; *Sulfuric Acid Lot#* 100108-H_2SO_4; *Sodium Hydroxide Lot#* 073007 -*NaOH*; *Hydrochloric Acid Lot#* 092006-*HCl*; *Sodium Hydroxide and Zinc Acetate Lot#* 050205-$(CH_3COO)_2ZN/NaOH$. What time was preservative added to sample(s)? _____

Client ID	pH	Date	Initials
52A	<2 <2	29 JUL 09	MAF
52A	<2 <2		
53A	<2 <2		

TestAmerica Cooler Receipt Form/Narrative **Lot Number:** A96300230

North Canton Facility

Client Tetratech Project Middle River Ext By: (Signature)

Cooler Received on 7.30.09 Opened on 7.30.09

FedEx ☑ UPS ☐ DHL ☐ FAS ☐ Stetson ☐ Client Drop Off ☐ TestAmerica Courier ☐ Other

TestAmerica Cooler # Multiple Coolers ☐ Foam Box ☐ Client Cooler ☑ Other

1. Were custody seals on the outside of the cooler(s)? Yes ☑ No ☐ Intact? Yes ☑ No ☐ NA ☐
   If YES, Quantity 2 Quantity Unsalvageable
   Were custody seals on the outside of cooler(s) signed and dated? Yes ☑ No ☐ NA ☐
   Were custody seals on the bottle(s)? Yes ☐ No ☑
   If YES, are there any exceptions?
2. Shippers' packing slip attached to the cooler(s)? Yes ☑ No ☐
3. Did custody papers accompany the sample(s)? Yes ☑ No ☐ Relinquished by client? Yes ☐ No ☐
4. Were the custody papers signed in the appropriate place? Yes ☑ No ☐
5. Packing material used: Bubble Wrap ☑ Foam ☐ None ☐ Other
6. Cooler temperature upon receipt 0.4 °C See back of form for multiple coolers/temps ☐
   METHOD: IR ☑ Other ☐
   COOLANT: Wet Ice ☑ Blue Ice ☐ Dry Ice ☐ Water ☐ None ☐
7. Did all bottles arrive in good condition (Unbroken)? Yes ☑ No ☐
8. Could all bottle labels be reconciled with the COC? Yes ☑ No ☐
9. Were sample(s) at the correct pH upon receipt? Yes ☑ No ☐ NA ☐
10. Were correct bottle(s) used for the test(s) indicated? Yes ☑ No ☐
11. Were air bubbles >6 mm in any VOA vials? Yes ☐ No ☑ NA ☐
12. Sufficient quantity received to perform indicated analyses? Yes ☑ No ☐
13. Was a trip blank present in the cooler(s)? Yes ☑ No ☐ Were VOAs on the COC? Yes ☑ No ☐

Contacted PM Date by via Verbal ☐ Voice Mail ☐ Other ☐

Concerning

14. CHAIN OF CUSTODY

The following discrepancies occurred:

15. SAMPLE CONDITION

Sample(s) were received after the recommended holding time had expired.

Sample(s) were received in a broken container.

Sample(s) were received with bubble >6 mm in diameter. (Notify PM)

16. SAMPLE PRESERVATION

Sample(s) were further preserved in Sample Receiving to meet recommended pH level(s). *Nitric Acid Lot# 031909-HNO_3; Sulfuric Acid Lot# 100108-H_2SO_4; Sodium Hydroxide Lot# 073007 -NaOH; Hydrochloric Acid Lot# 092006-HCl; Sodium Hydroxide and Zinc Acetate Lot# 050205-$(CH_3COO)_2ZN$/NaOH.* What time was preservative added to sample(s)?

Client ID	pH	Date	Initials
1	<2 <2	7.30.09	AP
19	<2 <2		
2	<2 <2		

TestAmerica Cooler Receipt Form/Narrative **Lot Number:** 240910859

North Canton Facility

Client TETRA TECH NUS Project MIDDLEBURY By: (Signature)

Cooler Received on 31 M 2009 Opened on 31 M 2009

FedEx [X] UPS [ ] DHL [ ] FAS [ ] Stetson [ ] Client Drop Off [ ] TestAmerica Courier [ ] Other

TestAmerica Cooler # Multiple Coolers [ ] Foam Box [ ] Client Cooler [X] Other

1. Were custody seals on the outside of the cooler(s)? Yes [X] No [ ] Intact? Yes [X] No [ ] NA [ ]
   If YES, Quantity 2 OF 4 SIGNED Quantity Unsalvageable
   Were custody seals on the outside of cooler(s) signed and dated? Yes [X] No [ ] NA [ ]
   Were custody seals on the bottle(s)? Yes [ ] No [X]
   If YES, are there any exceptions?
2. Shippers' packing slip attached to the cooler(s)? Yes [X] No [ ]
3. Did custody papers accompany the sample(s)? Yes [X] No [ ] Relinquished by client? Yes [X] No [ ]
4. Were the custody papers signed in the appropriate place? Yes [X] No [ ]
5. Packing material used: Bubble Wrap [X] Foam [ ] None [ ] Other PLASTIC BAG
6. Cooler temperature upon receipt 3.2 °C See back of form for multiple coolers/temps [ ]
   METHOD: IR [X] Other [ ]
   COOLANT: Wet Ice [X] Blue Ice [ ] Dry Ice [ ] Water [ ] None [ ]
7. Did all bottles arrive in good condition (Unbroken)? Yes [X] No [ ]
8. Could all bottle labels be reconciled with the COC? Yes [X] No [ ]
9. Were sample(s) at the correct pH upon receipt? Yes [X] No [ ] NA [ ]
10. Were correct bottle(s) used for the test(s) indicated? Yes [X] No [ ]
11. Were air bubbles >6 mm in any VOA vials? Yes [ ] No [X] NA [ ]
12. Sufficient quantity received to perform indicated analyses? Yes [X] No [ ]
13. Was a trip blank present in the cooler(s)? Yes [X] No [ ] Were VOAs on the COC? Yes [X] No [ ]

Contacted PM Date by via Verbal [ ] Voice Mail [ ] Other [ ]

Concerning

14. CHAIN OF CUSTODY

The following discrepancies occurred:

15. SAMPLE CONDITION

Sample(s) were received after the recommended holding time had expired.

Sample(s) were received in a broken container.

Sample(s) were received with bubble >6 mm in diameter. (Notify PM)

16. SAMPLE PRESERVATION

Sample(s) were further preserved in Sample Receiving to meet recommended pH level(s). *Nitric Acid Lot#* 031909-HNO_3; *Sulfuric Acid Lot#* 100108-H_2SO_4; *Sodium Hydroxide Lot#* 073007 -*NaOH; Hydrochloric Acid Lot#* 092006-*HCl; Sodium Hydroxide and Zinc Acetate Lot#* 050205-$(CH_3COO)_2ZN/NaOH$. What time was preservative added to sample(s)?

Client ID	pH	Date	Initials
12B	<2 <2	31 M 09	MAF
12A	<2 <2	1	1
14A	<2 <2		

TestAmerica Cooler Receipt Form/Narrative **Lot Number:** A9H0105
North Canton Facility

Client Tetra Tech Project Middle River By: Chris Shepard (Signature)
Cooler Received on 8-1-09 Opened on 8-1-09
FedEx ☒ UPS ☐ DHL ☐ FAS ☐ Stetson ☐ Client Drop Off ☐ TestAmerica Courier ☐ Other
TestAmerica Cooler # Multiple Coolers ☐ Foam Box ☐ Client Cooler ☒ Other

1. Were custody seals on the outside of the cooler(s)? Yes ☒ No ☐ Intact? Yes ☒ No ☐ NA ☐
   If YES, Quantity 2 Quantity Unsalvageable
   Were custody seals on the outside of cooler(s) signed and dated? Yes ☒ No ☐ NA ☐
   Were custody seals on the bottle(s)? Yes ☐ No ☒
   If YES, are there any exceptions?
2. Shippers' packing slip attached to the cooler(s)? Yes ☒ No ☐
3. Did custody papers accompany the sample(s)? Yes ☒ No ☐ Relinquished by client? Yes ☒ No ☐
4. Were the custody papers signed in the appropriate place? Yes ☒ No ☐
5. Packing material used: Bubble Wrap ☒ Foam ☐ None ☐ Other
6. Cooler temperature upon receipt 1.1 °C See back of form for multiple coolers/temps ☐
   METHOD: IR ☒ Other ☐
   COOLANT: Wet Ice ☒ Blue Ice ☐ Dry Ice ☐ Water ☐ None ☐
7. Did all bottles arrive in good condition (Unbroken)? Yes ☑ No ☐
8. Could all bottle labels be reconciled with the COC? Yes ☑ No ☐
9. Were sample(s) at the correct pH upon receipt? Yes ☑ No ☐ NA ☐
10. Were correct bottle(s) used for the test(s) indicated? Yes ☑ No ☐
11. Were air bubbles >6 mm in any VOA vials? Yes ☐ No ☑ NA ☐
12. Sufficient quantity received to perform indicated analyses? Yes ☑ No ☐
13. Was a trip blank present in the cooler(s)? Yes ☑ No ☐ Were VOAs on the COC? Yes ☑ No ☐

Contacted PM Date by via Verbal ☐ Voice Mail ☐ Other ☐
Concerning

14. CHAIN OF CUSTODY

The following discrepancies occurred:

15. SAMPLE CONDITION

Sample(s) were received after the recommended holding time had expired.
Sample(s) were received in a broken container.
Sample(s) were received with bubble >6 mm in diameter. (Notify PM)

16. SAMPLE PRESERVATION

Sample(s) were further preserved in Sample Receiving to meet recommended pH level(s). *Nitric Acid Lot# 031909-HNO_3; Sulfuric Acid Lot# 100108-H_2SO_4; Sodium Hydroxide Lot# 073007 -NaOH; Hydrochloric Acid Lot# 092006-HCl; Sodium Hydroxide and Zinc Acetate Lot# 050205-$(CH_3COO)_2ZN$/NaOH.* What time was preserved added to sample(s)?

Client ID	pH	Date	Initials
MW 17A	<2 <2	8-1-09	CSL
MW 04A	<2 <2	1	1
MW 23A	<2 <2		

SAMPLE SUMMARY

9G30230 : A9H010115

WO #	SAMPLE#	CLIENT SAMPLE ID	SAMPLED DATE	SAMP TIME
LHEFA	001	TB-073109	07/31/09	08:00
LHEFC	002	MRC-MW17A-073109	07/31/09	09:22
LHEFE	003	MRC-MW04A-073109	07/31/09	11:09
LHEFF	004	MRC-MW23A-073109	07/31/09	13:54

NOTE(S):

- The analytical results of the samples listed above are presented on the following pages.
- All calculations are performed before rounding to avoid round-off errors in calculated results.
- Results noted as "ND" were not detected at or above the stated limit.
- This report must not be reproduced, except in full, without the written approval of the laboratory.
- Results for the following parameters are never reported on a dry weight basis: color, corrosivity, density, flashpoint, ignitability, layers, odor, paint filter test, pH, porosity pressure, reactivity, redox potential, specific gravity, spot tests, solids, solubility, temperature, viscosity, and weight.

SAMPLE SUMMARY

9G30230 : A9G290200

WO #	SAMPLE#	CLIENT SAMPLE ID	SAMPLED DATE	SAMP TIME
LG73K	001	TB-072809	07/28/09	08:00
LG73R	002	MRC-MW08A-072809	07/28/09	11:39
LG730	003	MRC-MW52A-072809	07/28/09	13:40
LG733	004	MRC-MW53A-072809	07/28/09	14:52

NOTE(S):

- The analytical results of the samples listed above are presented on the following pages.
- All calculations are performed before rounding to avoid round-off errors in calculated results.
- Results noted as "ND" were not detected at or above the stated limit.
- This report must not be reproduced, except in full, without the written approval of the laboratory.
- Results for the following parameters are never reported on a dry weight basis: color, corrosivity, density, flashpoint, ignitability, layers, odor, paint filter test, pH, porosity pressure, reactivity, redox potential, specific gravity, spot tests, solids, solubility, temperature, viscosity, and weight.

(Continued on next page)

SAMPLE SUMMARY

9G30230 : A9G300230

WO #	SAMPLE#	CLIENT SAMPLE ID	SAMPLED DATE	SAMP TIME
LG947	001	TB-072909	07/29/09	08:00
LG949	002	MRC-MW07A-072909	07/29/09	09:57
LG95J	003	MRC-MW19A-072909	07/29/09	12:58
LG95L	004	MRC-MW02A-072909	07/29/09	15:04

NOTE(S):

- The analytical results of the samples listed above are presented on the following pages.
- All calculations are performed before rounding to avoid round-off errors in calculated results.
- Results noted as "ND" were not detected at or above the stated limit.
- This report must not be reproduced, except in full, without the written approval of the laboratory.
- Results for the following parameters are never reported on a dry weight basis: color, corrosivity, density, flashpoint, ignitability, layers, odor, paint filter test, pH, porosity pressure, reactivity, redox potential, specific gravity, spot tests, solids, solubility, temperature, viscosity, and weight.

(Continued on next page)

SAMPLE SUMMARY

9G30230 : A9G310180

WO #	SAMPLE#	CLIENT SAMPLE ID	SAMPLED DATE	SAMP TIME
LHCTW	001	TB-073009	07/30/09	08:00
LHCVA	002	MRC-MW12B-073009	07/30/09	10:44
LHCXD	003	MRC-MW12A-073009	07/30/09	13:57
LHCXE	004	MRC-MW14A-073009	07/30/09	15:20

NOTE(S):

- The analytical results of the samples listed above are presented on the following pages.
- All calculations are performed before rounding to avoid round-off errors in calculated results.
- Results noted as "ND" were not detected at or above the stated limit.
- This report must not be reproduced, except in full, without the written approval of the laboratory.
- Results for the following parameters are never reported on a dry weight basis: color, corrosivity, density, flashpoint, ignitability, layers, odor, paint filter test, pH, porosity pressure, reactivity, redox potential, specific gravity, spot tests, solids, solubility, temperature, viscosity, and weight.

(Continued on next page)

METHOD BLANK REPORT

TOTAL Metals

Client Lot #...: 9G30230 **Matrix.....:** WATER

PARAMETER	RESULT	REPORTING LIMIT	UNITS	METHOD	PREPARATION-ANALYSIS DATE	WORK ORDER #
MB Lot-Sample #: A9G300000-016 **Prep Batch #...:** 9211016						
Antimony	ND	2.0	ug/L	SW846 6020	07/30-08/03/09	LG82Q1C5
		Dilution Factor: 1				
		Analysis Time..: 19:17	Analyst ID.....: 002260		Instrument ID..: I8	
Arsenic	ND	5.0	ug/L	SW846 6020	07/30-08/03/09	LG82Q1C6
		Dilution Factor: 1				
		Analysis Time..: 19:17	Analyst ID.....: 002260		Instrument ID..: I8	
Barium	1.1	**1.0**	**ug/L**	**SW846 6020**	**07/30-08/03/09**	**LG82Q1C7**
		Dilution Factor: 1				
		Analysis Time..: 19:17	Analyst ID.....: 002260		Instrument ID..: I8	
Beryllium	ND	1.0	ug/L	SW846 6020	07/30-08/03/09	LG82Q1C8
		Dilution Factor: 1				
		Analysis Time..: 19:17	Analyst ID.....: 002260		Instrument ID..: I8	
Cadmium	ND	1.0	ug/L	SW846 6020	07/30-08/03/09	LG82Q1C9
		Dilution Factor: 1				
		Analysis Time..: 19:17	Analyst ID.....: 002260		Instrument ID..: I8	
Chromium	ND	2.0	ug/L	SW846 6020	07/30-08/03/09	LG82Q1DP
		Dilution Factor: 1				
		Analysis Time..: 19:17	Analyst ID.....: 002260		Instrument ID..: I8	
Cobalt	ND	1.0	ug/L	SW846 6020	07/30-08/03/09	LG82Q1DA
		Dilution Factor: 1				
		Analysis Time..: 19:17	Analyst ID.....: 002260		Instrument ID..: I8	
Copper	0.73 B	**2.0**	**ug/L**	**SW846 6020**	**07/30-08/03/09**	**LG82Q1DC**
		Dilution Factor: 1				
		Analysis Time..: 19:17	Analyst ID.....: 002260		Instrument ID..: I8	
Iron	ND	50.0	ug/L	SW846 6020	07/30-08/04/09	LG82Q1DD
		Dilution Factor: 1				
		Analysis Time..: 11:12	Analyst ID.....: 002260		Instrument ID..: I8	
Lead	ND	1.0	ug/L	SW846 6020	07/30-08/03/09	LG82Q1DE
		Dilution Factor: 1				
		Analysis Time..: 19:17	Analyst ID.....: 002260		Instrument ID..: I8	
Manganese	ND	1.0	ug/L	SW846 6020	07/30-08/04/09	LG82Q1DF
		Dilution Factor: 1				
		Analysis Time..: 11:12	Analyst ID.....: 002260		Instrument ID..: I8	

(Continued on next page)

METHOD BLANK REPORT

TOTAL Metals

Client Lot #...: 9G30230 **Matrix.....:** WATER

PARAMETER	RESULT	REPORTING LIMIT	UNITS	METHOD	PREPARATION-ANALYSIS DATE	WORK ORDER #
Molybdenum	ND	2.0	ug/L	SW846 6020	07/30-08/03/09	LG82Q1DG
		Dilution Factor: 1				
		Analysis Time..: 19:17		Analyst ID.....: 002260	Instrument ID..: I8	
Nickel	**0.20 B**	**2.0**	**ug/L**	**SW846 6020**	**07/30-08/03/09**	**LG82Q1DH**
		Dilution Factor: 1				
		Analysis Time..: 19:17		Analyst ID.....: 002260	Instrument ID..: I8	
Selenium	ND	5.0	ug/L	SW846 6020	07/30-08/03/09	LG82Q1DJ
		Dilution Factor: 1				
		Analysis Time..: 19:17		Analyst ID.....: 002260	Instrument ID..: I8	
Silver	ND	1.0	ug/L	SW846 6020	07/30-08/03/09	LG82Q1DK
		Dilution Factor: 1				
		Analysis Time..: 19:17		Analyst ID.....: 002260	Instrument ID..: I8	
Thallium	ND	1.0	ug/L	SW846 6020	07/30-08/03/09	LG82Q1DL
		Dilution Factor: 1				
		Analysis Time..: 19:17		Analyst ID.....: 002260	Instrument ID..: I8	
Vanadium	ND	20.0	ug/L	SW846 6020	07/30-08/03/09	LG82Q1DM
		Dilution Factor: 1				
		Analysis Time..: 19:17		Analyst ID.....: 002260	Instrument ID..: I8	
Zinc	**7.3 B**	**20.0**	**ug/L**	**SW846 6020**	**07/30-08/03/09**	**LG82Q1DN**
		Dilution Factor: 1				
		Analysis Time..: 19:17		Analyst ID.....: 002260	Instrument ID..: I8	
Mercury	ND	0.20	ug/L	SW846 7470A	07/30/09	LG82Q1DQ
		Dilution Factor: 1				
		Analysis Time..: 15:21		Analyst ID.....: 001576	Instrument ID..: H1	

MB Lot-Sample #: A9G310000-015 **Prep Batch #...:** 9212015

Antimony	ND	2.0	ug/L	SW846 6020	07/31-08/06/09	LHA7E1DA
		Dilution Factor: 1				
		Analysis Time..: 12:07		Analyst ID.....: 002260	Instrument ID..: I8	
Arsenic	ND	5.0	ug/L	SW846 6020	07/31-08/06/09	LHA7E1DC
		Dilution Factor: 1				
		Analysis Time..: 12:07		Analyst ID.....: 002260	Instrument ID..: I8	
Barium	**1.0**	**1.0**	**ug/L**	**SW846 6020**	**07/31-08/06/09**	**LHA7E1DD**
		Dilution Factor: 1				
		Analysis Time..: 12:07		Analyst ID.....: 002260	Instrument ID..: I8	

(Continued on next page)

METHOD BLANK REPORT

TOTAL Metals

Client Lot #...: 9G30230 **Matrix.....:** WATER

PARAMETER	RESULT	REPORTING LIMIT	UNITS	METHOD	PREPARATION-ANALYSIS DATE	WORK ORDER #
Beryllium	ND	1.0	ug/L	SW846 6020	07/31-08/06/09	LHA7E1DE
		Dilution Factor: 1				
		Analysis Time..: 12:07		Analyst ID.....: 002260	Instrument ID..: I8	
Cadmium	ND	1.0	ug/L	SW846 6020	07/31-08/06/09	LHA7E1DF
		Dilution Factor: 1				
		Analysis Time..: 12:07		Analyst ID.....: 002260	Instrument ID..: I8	
Chromium	ND	2.0	ug/L	SW846 6020	07/31-08/06/09	LHA7E1DV
		Dilution Factor: 1				
		Analysis Time..: 12:07		Analyst ID.....: 002260	Instrument ID..: I8	
Cobalt	ND	1.0	ug/L	SW846 6020	07/31-08/06/09	LHA7E1DG
		Dilution Factor: 1				
		Analysis Time..: 12:07		Analyst ID.....: 002260	Instrument ID..: I8	
Copper	**0.66 B**	**2.0**	**ug/L**	**SW846 6020**	**07/31-08/06/09**	**LHA7E1DH**
		Dilution Factor: 1				
		Analysis Time..: 12:07		Analyst ID.....: 002260	Instrument ID..: I8	
Iron	**35.6 B**	**50.0**	**ug/L**	**SW846 6020**	**07/31-08/06/09**	**LHA7E1DJ**
		Dilution Factor: 1				
		Analysis Time..: 12:07		Analyst ID.....: 002260	Instrument ID..: I8	
Lead	ND	1.0	ug/L	SW846 6020	07/31-08/06/09	LHA7E1DK
		Dilution Factor: 1				
		Analysis Time..: 12:07		Analyst ID.....: 002260	Instrument ID..: I8	
Manganese	**0.90 B**	**1.0**	**ug/L**	**SW846 6020**	**07/31-08/06/09**	**LHA7E1DL**
		Dilution Factor: 1				
		Analysis Time..: 12:07		Analyst ID.....: 002260	Instrument ID..: I8	
Molybdenum	ND	2.0	ug/L	SW846 6020	07/31-08/06/09	LHA7E1DM
		Dilution Factor: 1				
		Analysis Time..: 12:07		Analyst ID.....: 002260	Instrument ID..: I8	
Nickel	**0.21 B**	**2.0**	**ug/L**	**SW846 6020**	**07/31-08/06/09**	**LHA7E1DN**
		Dilution Factor: 1				
		Analysis Time..: 12:07		Analyst ID.....: 002260	Instrument ID..: I8	
Selenium	ND	5.0	ug/L	SW846 6020	07/31-08/06/09	LHA7E1DP
		Dilution Factor: 1				
		Analysis Time..: 12:07		Analyst ID.....: 002260	Instrument ID..: I8	
Silver	ND	1.0	ug/L	SW846 6020	07/31-08/06/09	LHA7E1DQ
		Dilution Factor: 1				
		Analysis Time..: 12:07		Analyst ID.....: 002260	Instrument ID..: I8	

(Continued on next page)

METHOD BLANK REPORT

TOTAL Metals

Client Lot #...: 9G30230 **Matrix.....:** WATER

PARAMETER	RESULT	REPORTING LIMIT	UNITS	METHOD	PREPARATION-ANALYSIS DATE	WORK ORDER #
Thallium	ND	1.0	ug/L	SW846 6020	07/31-08/06/09	LHA7E1DR
		Dilution Factor: 1				
		Analysis Time..: 12:07		Analyst ID.....: 002260	Instrument ID..: I8	
Vanadium	ND	20.0	ug/L	SW846 6020	07/31-08/06/09	LHA7E1DT
		Dilution Factor: 1				
		Analysis Time..: 12:07		Analyst ID.....: 002260	Instrument ID..: I8	
Zinc	**4.7 B**	**20.0**	**ug/L**	**SW846 6020**	**07/31-08/06/09**	**LHA7E1DU**
		Dilution Factor: 1				
		Analysis Time..: 12:07		Analyst ID.....: 002260	Instrument ID..: I8	
Mercury	ND	0.20	ug/L	SW846 7470A	07/31-08/03/09	LHA7E1DW
		Dilution Factor: 1				
		Analysis Time..: 16:31		Analyst ID.....: 001576	Instrument ID..: H1	

MB Lot-Sample #: A9H040000-016 **Prep Batch #...:** 9216016

Antimony	ND	2.0	ug/L	SW846 6020	08/04-08/06/09	LHF4W1AA
		Dilution Factor: 1				
		Analysis Time..: 14:19		Analyst ID.....: 002260	Instrument ID..: I8	
Arsenic	ND	5.0	ug/L	SW846 6020	08/04-08/06/09	LHF4W1AC
		Dilution Factor: 1				
		Analysis Time..: 14:19		Analyst ID.....: 002260	Instrument ID..: I8	
Barium	**0.077 B**	**1.0**	**ug/L**	**SW846 6020**	**08/04-08/06/09**	**LHF4W1AD**
		Dilution Factor: 1				
		Analysis Time..: 14:19		Analyst ID.....: 002260	Instrument ID..: I8	
Beryllium	ND	1.0	ug/L	SW846 6020	08/04-08/06/09	LHF4W1AE
		Dilution Factor: 1				
		Analysis Time..: 14:19		Analyst ID.....: 002260	Instrument ID..: I8	
Cadmium	ND	1.0	ug/L	SW846 6020	08/04-08/06/09	LHF4W1AF
		Dilution Factor: 1				
		Analysis Time..: 14:19		Analyst ID.....: 002260	Instrument ID..: I8	
Chromium	ND	2.0	ug/L	SW846 6020	08/04-08/06/09	LHF4W1AV
		Dilution Factor: 1				
		Analysis Time..: 14:19		Analyst ID.....: 002260	Instrument ID..: I8	
Cobalt	ND	1.0	ug/L	SW846 6020	08/04-08/06/09	LHF4W1AG
		Dilution Factor: 1				
		Analysis Time..: 14:19		Analyst ID.....: 002260	Instrument ID..: I8	

(Continued on next page)

METHOD BLANK REPORT

TOTAL Metals

Client Lot #...: 9G30230 Matrix.....: WATER

PARAMETER	RESULT	REPORTING LIMIT	UNITS	METHOD	PREPARATION-ANALYSIS DATE	WORK ORDER #
Copper	0.080 B	2.0	ug/L	SW846 6020	08/04-08/06/09	LHF4W1AH
		Dilution Factor: 1				
		Analysis Time..: 14:19		Analyst ID.....: 002260	Instrument ID..: I8	
Iron	17.1 B	50.0	ug/L	SW846 6020	08/04-08/06/09	LHF4W1AJ
		Dilution Factor: 1				
		Analysis Time..: 14:19		Analyst ID.....: 002260	Instrument ID..: I8	
Lead	0.036 B	1.0	ug/L	SW846 6020	08/04-08/06/09	LHF4W1AK
		Dilution Factor: 1				
		Analysis Time..: 14:19		Analyst ID.....: 002260	Instrument ID..: I8	
Manganese	0.32 B	1.0	ug/L	SW846 6020	08/04-08/06/09	LHF4W1AL
		Dilution Factor: 1				
		Analysis Time..: 14:19		Analyst ID.....: 002260	Instrument ID..: I8	
Molybdenum	ND	2.0	ug/L	SW846 6020	08/04-08/06/09	LHF4W1AM
		Dilution Factor: 1				
		Analysis Time..: 14:19		Analyst ID.....: 002260	Instrument ID..: I8	
Nickel	ND	2.0	ug/L	SW846 6020	08/04-08/06/09	LHF4W1AN
		Dilution Factor: 1				
		Analysis Time..: 14:19		Analyst ID.....: 002260	Instrument ID..: I8	
Selenium	ND	5.0	ug/L	SW846 6020	08/04-08/06/09	LHF4W1AP
		Dilution Factor: 1				
		Analysis Time..: 14:19		Analyst ID.....: 002260	Instrument ID..: I8	
Silver	ND	1.0	ug/L	SW846 6020	08/04-08/06/09	LHF4W1AQ
		Dilution Factor: 1				
		Analysis Time..: 14:19		Analyst ID.....: 002260	Instrument ID..: I8	
Thallium	0.20 B	1.0	ug/L	SW846 6020	08/04-08/06/09	LHF4W1AR
		Dilution Factor: 1				
		Analysis Time..: 14:19		Analyst ID.....: 002260	Instrument ID..: I8	
Vanadium	ND	20.0	ug/L	SW846 6020	08/04-08/06/09	LHF4W1AT
		Dilution Factor: 1				
		Analysis Time..: 14:19		Analyst ID.....: 002260	Instrument ID..: I8	
Zinc	3.9 B	20.0	ug/L	SW846 6020	08/04-08/06/09	LHF4W1AU
		Dilution Factor: 1				
		Analysis Time..: 14:19		Analyst ID.....: 002260	Instrument ID..: I8	
Mercury	ND	0.20	ug/L	SW846 7470A	08/04-08/05/09	LHF4W1AW
		Dilution Factor: 1				
		Analysis Time..: 12:54		Analyst ID.....: 001576	Instrument ID..: H1	

(Continued on next page)

METHOD BLANK REPORT

DISSOLVED Metals

Client Lot #...: 9G30230 **Matrix.....:** WATER

PARAMETER	RESULT	REPORTING LIMIT	UNITS	METHOD	PREPARATION-ANALYSIS DATE	WORK ORDER #
MB Lot-Sample #: A9G300000-016 **Prep Batch #...:** 9211016						
Antimony	ND	2.0	ug/L	SW846 6020	07/30-08/03/09	LG82Q1DR
		Dilution Factor: 1				
		Analysis Time..: 19:17	Analyst ID.....: 002260		Instrument ID..: I8	
Arsenic	ND	5.0	ug/L	SW846 6020	07/30-08/03/09	LG82Q1DT
		Dilution Factor: 1				
		Analysis Time..: 19:17	Analyst ID.....: 002260		Instrument ID..: I8	
Barium	1.1	1.0	ug/L	SW846 6020	07/30-08/03/09	LG82Q1DU
		Dilution Factor: 1				
		Analysis Time..: 19:17	Analyst ID.....: 002260		Instrument ID..: I8	
Beryllium	ND	1.0	ug/L	SW846 6020	07/30-08/03/09	LG82Q1DV
		Dilution Factor: 1				
		Analysis Time..: 19:17	Analyst ID.....: 002260		Instrument ID..: I8	
Cadmium	ND	1.0	ug/L	SW846 6020	07/30-08/03/09	LG82Q1DW
		Dilution Factor: 1				
		Analysis Time..: 19:17	Analyst ID.....: 002260		Instrument ID..: I8	
Chromium	ND	2.0	ug/L	SW846 6020	07/30-08/03/09	LG82Q1EC
		Dilution Factor: 1				
		Analysis Time..: 19:17	Analyst ID.....: 002260		Instrument ID..: I8	
Cobalt	0.048 B	1.0	ug/L	SW846 6020	07/30-08/03/09	LG82Q1DX
		Dilution Factor: 1				
		Analysis Time..: 19:17	Analyst ID.....: 002260		Instrument ID..: I8	
Copper	0.73 B	2.0	ug/L	SW846 6020	07/30-08/03/09	LG82Q1D0
		Dilution Factor: 1				
		Analysis Time..: 19:17	Analyst ID.....: 002260		Instrument ID..: I8	
Iron	12.1 B	50.0	ug/L	SW846 6020	07/30-08/04/09	LG82Q1D1
		Dilution Factor: 1				
		Analysis Time..: 11:12	Analyst ID.....: 002260		Instrument ID..: I8	
Lead	ND	1.0	ug/L	SW846 6020	07/30-08/03/09	LG82Q1D2
		Dilution Factor: 1				
		Analysis Time..: 19:17	Analyst ID.....: 002260		Instrument ID..: I8	
Manganese	0.47 B	1.0	ug/L	SW846 6020	07/30-08/04/09	LG82Q1D3
		Dilution Factor: 1				
		Analysis Time..: 11:12	Analyst ID.....: 002260		Instrument ID..: I8	

(Continued on next page)

METHOD BLANK REPORT

DISSOLVED Metals

Client Lot #...: 9G30230 **Matrix.....:** WATER

PARAMETER	RESULT	REPORTING LIMIT	UNITS	METHOD	PREPARATION-ANALYSIS DATE	WORK ORDER #
Molybdenum	ND	2.0	ug/L	SW846 6020	07/30-08/03/09	LG82Q1D4
		Dilution Factor: 1				
		Analysis Time..: 19:17		Analyst ID.....: 002260	Instrument ID..: I8	
Nickel	**0.20 B**	**2.0**	**ug/L**	**SW846 6020**	**07/30-08/03/09**	**LG82Q1D5**
		Dilution Factor: 1				
		Analysis Time..: 19:17		Analyst ID.....: 002260	Instrument ID..: I8	
Selenium	ND	5.0	ug/L	SW846 6020	07/30-08/03/09	LG82Q1D6
		Dilution Factor: 1				
		Analysis Time..: 19:17		Analyst ID.....: 002260	Instrument ID..: I8	
Silver	ND	1.0	ug/L	SW846 6020	07/30-08/03/09	LG82Q1D7
		Dilution Factor: 1				
		Analysis Time..: 19:17		Analyst ID.....: 002260	Instrument ID..: I8	
Thallium	ND	1.0	ug/L	SW846 6020	07/30-08/03/09	LG82Q1D8
		Dilution Factor: 1				
		Analysis Time..: 19:17		Analyst ID.....: 002260	Instrument ID..: I8	
Vanadium	ND	20.0	ug/L	SW846 6020	07/30-08/03/09	LG82Q1D9
		Dilution Factor: 1				
		Analysis Time..: 19:17		Analyst ID.....: 002260	Instrument ID..: I8	
Zinc	**7.3 B**	**20.0**	**ug/L**	**SW846 6020**	**07/30-08/03/09**	**LG82Q1EA**
		Dilution Factor: 1				
		Analysis Time..: 19:17		Analyst ID.....: 002260	Instrument ID..: I8	
Mercury	ND	0.20	ug/L	SW846 7470A	07/30/09	LG82Q1ED
		Dilution Factor: 1				
		Analysis Time..: 15:21		Analyst ID.....: 001576	Instrument ID..: H1	

MB Lot-Sample #: A9G310000-015 **Prep Batch #...:** 9212015

Antimony	ND	2.0	ug/L	SW846 6020	07/31-08/06/09	LHA7E1DX
		Dilution Factor: 1				
		Analysis Time..: 12:07		Analyst ID.....: 002260	Instrument ID..: I8	
Arsenic	ND	5.0	ug/L	SW846 6020	07/31-08/06/09	LHA7E1D0
		Dilution Factor: 1				
		Analysis Time..: 12:07		Analyst ID.....: 002260	Instrument ID..: I8	
Barium	**1.0**	**1.0**	**ug/L**	**SW846 6020**	**07/31-08/06/09**	**LHA7E1D1**
		Dilution Factor: 1				
		Analysis Time..: 12:07		Analyst ID.....: 002260	Instrument ID..: I8	

(Continued on next page)

METHOD BLANK REPORT

DISSOLVED Metals

Client Lot #...: 9G30230 **Matrix.....:** WATER

PARAMETER	RESULT	REPORTING LIMIT	UNITS	METHOD	PREPARATION-ANALYSIS DATE	WORK ORDER #
Beryllium	ND	1.0	ug/L	SW846 6020	07/31-08/06/09	LHA7E1D2
		Dilution Factor: 1				
		Analysis Time..: 12:07		Analyst ID.....: 002260	Instrument ID..: I8	
Cadmium	ND	1.0	ug/L	SW846 6020	07/31-08/06/09	LHA7E1D3
		Dilution Factor: 1				
		Analysis Time..: 12:07		Analyst ID.....: 002260	Instrument ID..: I8	
Chromium	ND	2.0	ug/L	SW846 6020	07/31-08/06/09	LHA7E1EH
		Dilution Factor: 1				
		Analysis Time..: 12:07		Analyst ID.....: 002260	Instrument ID..: I8	
Cobalt	ND	1.0	ug/L	SW846 6020	07/31-08/06/09	LHA7E1D4
		Dilution Factor: 1				
		Analysis Time..: 12:07		Analyst ID.....: 002260	Instrument ID..: I8	
Copper	**0.66 B**	**2.0**	**ug/L**	**SW846 6020**	**07/31-08/06/09**	**LHA7E1D5**
		Dilution Factor: 1				
		Analysis Time..: 12:07		Analyst ID.....: 002260	Instrument ID..: I8	
Iron	**35.6 B**	**50.0**	**ug/L**	**SW846 6020**	**07/31-08/06/09**	**LHA7E1D6**
		Dilution Factor: 1				
		Analysis Time..: 12:07		Analyst ID.....: 002260	Instrument ID..: I8	
Lead	ND	1.0	ug/L	SW846 6020	07/31-08/06/09	LHA7E1D7
		Dilution Factor: 1				
		Analysis Time..: 12:07		Analyst ID.....: 002260	Instrument ID..: I8	
Manganese	**0.90 B**	**1.0**	**ug/L**	**SW846 6020**	**07/31-08/06/09**	**LHA7E1D8**
		Dilution Factor: 1				
		Analysis Time..: 12:07		Analyst ID.....: 002260	Instrument ID..: I8	
Molybdenum	ND	2.0	ug/L	SW846 6020	07/31-08/06/09	LHA7E1D9
		Dilution Factor: 1				
		Analysis Time..: 12:07		Analyst ID.....: 002260	Instrument ID..: I8	
Nickel	**0.21 B**	**2.0**	**ug/L**	**SW846 6020**	**07/31-08/06/09**	**LHA7E1EA**
		Dilution Factor: 1				
		Analysis Time..: 12:07		Analyst ID.....: 002260	Instrument ID..: I8	
Selenium	ND	5.0	ug/L	SW846 6020	07/31-08/06/09	LHA7E1EC
		Dilution Factor: 1				
		Analysis Time..: 12:07		Analyst ID.....: 002260	Instrument ID..: I8	
Silver	ND	1.0	ug/L	SW846 6020	07/31-08/06/09	LHA7E1ED
		Dilution Factor: 1				
		Analysis Time..: 12:07		Analyst ID.....: 002260	Instrument ID..: I8	

(Continued on next page)

METHOD BLANK REPORT

DISSOLVED Metals

Client Lot #...: 9G30230 **Matrix.....:** WATER

PARAMETER	RESULT	REPORTING LIMIT	UNITS	METHOD	PREPARATION-ANALYSIS DATE	WORK ORDER #
Thallium	ND	1.0	ug/L	SW846 6020	07/31-08/06/09	LHA7E1EE
		Dilution Factor: 1				
		Analysis Time..: 12:07	Analyst ID.....: 002260		Instrument ID..: I8	
Vanadium	ND	20.0	ug/L	SW846 6020	07/31-08/06/09	LHA7E1EF
		Dilution Factor: 1				
		Analysis Time..: 12:07	Analyst ID.....: 002260		Instrument ID..: I8	
Zinc	4.7 B	**20.0**	**ug/L**	**SW846 6020**	**07/31-08/06/09**	**LHA7E1EG**
		Dilution Factor: 1				
		Analysis Time..: 12:07	Analyst ID.....: 002260		Instrument ID..: I8	
Mercury	ND	0.20	ug/L	SW846 7470A	07/31-08/03/09	LHA7E1EJ
		Dilution Factor: 1				
		Analysis Time..: 16:31	Analyst ID.....: 001576		Instrument ID..: H1	

MB Lot-Sample #: A9H040000-016 **Prep Batch #...:** 9216016

Antimony	ND	2.0	ug/L	SW846 6020	08/04-08/06/09	LHF4W1CK
		Dilution Factor: 1				
		Analysis Time..: 14:19	Analyst ID.....: 002260		Instrument ID..: I8	
Arsenic	ND	5.0	ug/L	SW846 6020	08/04-08/06/09	LHF4W1CL
		Dilution Factor: 1				
		Analysis Time..: 14:19	Analyst ID.....: 002260		Instrument ID..: I8	
Barium	0.077 B	**1.0**	**ug/L**	**SW846 6020**	**08/04-08/06/09**	**LHF4W1CM**
		Dilution Factor: 1				
		Analysis Time..: 14:19	Analyst ID.....: 002260		Instrument ID..: I8	
Beryllium	ND	1.0	ug/L	SW846 6020	08/04-08/06/09	LHF4W1CN
		Dilution Factor: 1				
		Analysis Time..: 14:19	Analyst ID.....: 002260		Instrument ID..: I8	
Cadmium	ND	1.0	ug/L	SW846 6020	08/04-08/06/09	LHF4W1CP
		Dilution Factor: 1				
		Analysis Time..: 14:19	Analyst ID.....: 002260		Instrument ID..: I8	
Chromium	ND	2.0	ug/L	SW846 6020	08/04-08/06/09	LHF4W1C5
		Dilution Factor: 1				
		Analysis Time..: 14:19	Analyst ID.....: 002260		Instrument ID..: I8	
Cobalt	ND	1.0	ug/L	SW846 6020	08/04-08/06/09	LHF4W1CQ
		Dilution Factor: 1				
		Analysis Time..: 14:19	Analyst ID.....: 002260		Instrument ID..: I8	

(Continued on next page)

METHOD BLANK REPORT

DISSOLVED Metals

Client Lot #...: 9G30230 Matrix.....: WATER

PARAMETER	RESULT	REPORTING LIMIT	UNITS	METHOD	PREPARATION-ANALYSIS DATE	WORK ORDER #
Copper	0.080 B	2.0	ug/L	SW846 6020	08/04-08/06/09	LHF4W1CR
		Dilution Factor: 1				
		Analysis Time..: 14:19		Analyst ID.....: 002260	Instrument ID..: I8	
Iron	17.1 B	50.0	ug/L	SW846 6020	08/04-08/06/09	LHF4W1CT
		Dilution Factor: 1				
		Analysis Time..: 14:19		Analyst ID.....: 002260	Instrument ID..: I8	
Lead	0.036 B	1.0	ug/L	SW846 6020	08/04-08/06/09	LHF4W1CU
		Dilution Factor: 1				
		Analysis Time..: 14:19		Analyst ID.....: 002260	Instrument ID..: I8	
Manganese	0.32 B	1.0	ug/L	SW846 6020	08/04-08/06/09	LHF4W1CV
		Dilution Factor: 1				
		Analysis Time..: 14:19		Analyst ID.....: 002260	Instrument ID..: I8	
Molybdenum	ND	2.0	ug/L	SW846 6020	08/04-08/06/09	LHF4W1CW
		Dilution Factor: 1				
		Analysis Time..: 14:19		Analyst ID.....: 002260	Instrument ID..: I8	
Nickel	ND	2.0	ug/L	SW846 6020	08/04-08/06/09	LHF4W1CX
		Dilution Factor: 1				
		Analysis Time..: 14:19		Analyst ID.....: 002260	Instrument ID..: I8	
Selenium	ND	5.0	ug/L	SW846 6020	08/04-08/06/09	LHF4W1C0
		Dilution Factor: 1				
		Analysis Time..: 14:19		Analyst ID.....: 002260	Instrument ID..: I8	
Silver	ND	1.0	ug/L	SW846 6020	08/04-08/06/09	LHF4W1C1
		Dilution Factor: 1				
		Analysis Time..: 14:19		Analyst ID.....: 002260	Instrument ID..: I8	
Thallium	0.20 B	1.0	ug/L	SW846 6020	08/04-08/06/09	LHF4W1C2
		Dilution Factor: 1				
		Analysis Time..: 14:19		Analyst ID.....: 002260	Instrument ID..: I8	
Vanadium	ND	20.0	ug/L	SW846 6020	08/04-08/06/09	LHF4W1C3
		Dilution Factor: 1				
		Analysis Time..: 14:19		Analyst ID.....: 002260	Instrument ID..: I8	
Zinc	3.9 B	20.0	ug/L	SW846 6020	08/04-08/06/09	LHF4W1C4
		Dilution Factor: 1				
		Analysis Time..: 14:19		Analyst ID.....: 002260	Instrument ID..: I8	
Mercury	ND	0.20	ug/L	SW846 7470A	08/04-08/05/09	LHF4W1C6
		Dilution Factor: 1				
		Analysis Time..: 12:54		Analyst ID.....: 001576	Instrument ID..: H1	

(Continued on next page)

METHOD BLANK REPORT

DISSOLVED Metals

Client Lot #...: 9G30230 Matrix.....: WATER

NOTE(S):

Calculations are performed before rounding to avoid round-off errors in calculated results.

B Estimated result. Result is less than RL.

TestAmerica North Canton

Metals Data Reporting Form

Initial Calibration Verification Standard

Instrument: CVAA **Units:** ug/L

Chart Number: hg10730a.prn **Acceptable Range:** 90% - 110%

Standard Source: Ultra **Standard ID:**

Element	WL/ Mass	True Conc	Ck5ICV 7/30/2009 2:07 PM Found	% Rec	Found	% Rec	Found	% Rec	Found	% Rec	Found	% Rec
Mercury	253.7	2.5	2.53	**101.2**								

TestAmerica North Canton

Metals Data Reporting Form

Continuing Calibration Verification

Instrument: CVAA **Units:** ug/L

Chart Number: hg10730a.prn **Acceptable Range:** 80% - 120%

Standard Source: Ultra **Standard ID:**

Element	WL/ Mass	True Conc	Ck2CCV 7/30/2009 2:11 PM Found	% Rec	Ck2CCV 7/30/2009 2:24 PM Found	% Rec	Ck2CCV 7/30/2009 2:38 PM Found	% Rec	Ck2CCV 7/30/2009 2:52 PM Found	% Rec	Ck2CCV 7/30/2009 3:08 PM Found	% Rec
Mercury	253.7	5.0	5.33	**106.6**	5.04	**100.9**	5.00	**100.0**	4.90	**98.1**	4.80	**96.0**

TestAmerica North Canton

Metals Data Reporting Form

Continuing Calibration Verification

Instrument: CVAA **Units:** ug/L

Chart Number: hg10730a.prn **Acceptable Range:** 80% - 120%

Standard Source: Ultra **Standard ID:**

Element	WL/ Mass	True Conc	Ck2CCV 7/30/2009 3:22 PM Found	% Rec	Ck2CCV 7/30/2009 3:36 PM Found	% Rec	Ck2CCV 7/30/2009 3:50 PM Found	% Rec	Found	% Rec	Found	% Rec
Mercury	253.7	5.0	4.72	**94.4**	4.63	**92.7**	4.59	**91.9**				

TestAmerica North Canton

Metals Data Reporting Form

Contract Required Detection Limit Standard

Instrument: CVAA **Units:** ug/L

Chart Number: hg10730a.prn **Acceptable Range:** 50% - 150%

Standard Source: Ultra **Standard ID:**

Element	WL/ Mass	True Conc	Ck3CRA\MRL 7/30/2009 2:09 PM Found	% Rec	Found	% Rec	Found	% Rec	Found	% Rec	Found	% Rec
Mercury	253.7	0.2	0.16	**82.3**								

TestAmerica North Canton

Metals Data Reporting Form

Initial Calibration Blank Results

Instrument: CVAA **Units:** ug/L

Chart Number: hg10730a.prn

Standard Source: _____ **Standard ID:** _____

Element	WL/ Mass	Report Limit	Ck4ICB 7/30/2009 2:08 PM Found	Q	Found	Q	Found	Q	Found	Q	Found	Q
Mercury	253.7	0.2	0.1	U								

5.04.5

U Result is less than the IDL

B Result is between IDL and RL

Form 3 Equivalent

TestAmerica North Canton

Metals Data Reporting Form

Continuing Calibration Blank Results

Instrument: CVAA **Units:** ug/L

Chart Number: hg10730a.prn

Standard Source: _____ **Standard ID:** _____

Element	WL/ Mass	Report Limit	Ck1CCB 7/30/2009 2:12 PM		Ck1CCB 7/30/2009 2:25 PM		Ck1CCB 7/30/2009 2:39 PM		Ck1CCB 7/30/2009 2:53 PM		Ck1CCB 7/30/2009 3:09 PM	
			Found	Q	Found	Q	Found	Q	Found	Q	Found	Q
Mercury	253.7	0.2	0.1	U	0.1	U	0.1	U	0.1	U	0.1	U

U Result is less than the IDL
B Result is between IDL and RL

Form 3 Equivalent

TestAmerica North Canton

Metals Data Reporting Form

Continuing Calibration Blank Results

Instrument: CVAA **Units:** ug/L

Chart Number: hg10730a.prn

Standard Source: _____ **Standard ID:** _____

Element	WL/ Mass	Report Limit	Ck1CCB 7/30/2009 3:23 PM Found	Q	Ck1CCB 7/30/2009 3:38 PM Found	Q	Ck1CCB 7/30/2009 3:51 PM Found	Q	Found	Q	Found	Q
Mercury	253.7	0.2	0.1	U	0.1	U	0.1	U				

U Result is less than the IDL

B Result is between IDL and RL

Form 3 Equivalent

TestAmerica North Canton

Metals Data Reporting Form

Initial Calibration Verification Standard

Instrument: CVAA **Units:** ug/L

Chart Number: hg10803c.prn **Acceptable Range:** 90% - 110%

Standard Source: Ultra **Standard ID:**

Element	WL/ Mass	True Conc	Ck5ICV 8/3/2009 4:11 PM Found	% Rec	Found	% Rec	Found	% Rec	Found	% Rec	Found	% Rec
Mercury	253.7	2.5	2.52	**100.6**								

TestAmerica North Canton

Metals Data Reporting Form

Continuing Calibration Verification

Instrument: CVAA **Units:** ug/L

Chart Number: hg10803c.prn **Acceptable Range:** 80% - 120%

Standard Source: Ultra **Standard ID:**

Element	WL/ Mass	True Conc	Ck2CCV 8/3/2009 4:14 PM Found	% Rec	Ck2CCV 8/3/2009 4:29 PM Found	% Rec	Ck2CCV 8/3/2009 4:44 PM Found	% Rec	Ck2CCV 8/3/2009 4:58 PM Found	% Rec	Found	% Rec
Mercury	253.7	5.0	5.46	**109.1**	5.21	**104.1**	5.51	**110.3**	5.54	**110.9**		

TestAmerica North Canton

Metals Data Reporting Form

Contract Required Detection Limit Standard

Instrument: CVAA **Units:** ug/L

Chart Number: hg10803c.prn **Acceptable Range:** 50% - 150%

Standard Source: Ultra **Standard ID:**

Element	WL/ Mass	True Conc	Ck3CRA\MRL 8/3/2009 4:13 PM Found	% Rec	Found	% Rec	Found	% Rec	Found	% Rec	Found	% Rec
Mercury	253.7	0.2	0.16	78.0								

TestAmerica North Canton

Metals Data Reporting Form

Initial Calibration Blank Results

Instrument: CVAA **Units:** ug/L

Chart Number: hg10803c.prn

Standard Source: _____ **Standard ID:** _____

Element	WL/ Mass	Report Limit	Ck4ICB 8/3/2009 4:12 PM Found	Q	Found	Q	Found	Q	Found	Q	Found	Q
Mercury	253.7	0.2	0.1	U								

U Result is less than the IDL

B Result is between IDL and RL

Form 3 Equivalent

TestAmerica North Canton

Metals Data Reporting Form

Continuing Calibration Blank Results

Instrument: CVAA **Units:** ug/L

Chart Number: hg10803c.prn

Standard Source: _____ **Standard ID:** _____

Element	WL/ Mass	Report Limit	Ck1CCB 8/3/2009 4:16 PM Found	Q	Ck1CCB 8/3/2009 4:30 PM Found	Q	Ck1CCB 8/3/2009 4:45 PM Found	Q	Ck1CCB 8/3/2009 4:59 PM Found	Q	Found	Q
Mercury	253.7	0.2	**-0.1**	**B**	**-0.1**	**B**	0.1	U	0.1	U		

U Result is less than the IDL

B Result is between IDL and RL

Form 3 Equivalent

TestAmerica North Canton

Metals Data Reporting Form

Initial Calibration Verification Standard

Instrument: CVAA **Units:** ug/L

Chart Number: hg10805a.prn **Acceptable Range:** 90% - 110%

Standard Source: Ultra **Standard ID:**

Element	WL/ Mass	True Conc	Ck5ICV 8/5/2009 12:15 PM Found	% Rec	Found	% Rec	Found	% Rec	Found	% Rec	Found	% Rec
Mercury	253.7	2.5	2.53	**101.0**								

TestAmerica North Canton

Metals Data Reporting Form

Continuing Calibration Verification

Instrument: CVAA **Units:** ug/L

Chart Number: hg10805a.prn **Acceptable Range:** 80% - 120%

Standard Source: Ultra **Standard ID:**

Element	WL/ Mass	True Conc	Ck2CCV 8/5/2009 12:19 PM Found	% Rec	Ck2CCV 8/5/2009 12:32 PM Found	% Rec	Ck2CCV 8/5/2009 12:46 PM Found	% Rec	Ck2CCV 8/5/2009 1:00 PM Found	% Rec	Ck2CCV 8/5/2009 1:15 PM Found	% Rec
Mercury	253.7	5.0	5.00	**100.0**	5.28	**105.5**	5.30	**106.0**	5.23	**104.6**	5.18	**103.6**

TestAmerica North Canton

Metals Data Reporting Form

Continuing Calibration Verification

Instrument: CVAA **Units:** ug/L

Chart Number: hg10805a.prn **Acceptable Range:** 80% - 120%

Standard Source: Ultra **Standard ID:**

Element	WL/ Mass	True Conc	Ck2CCV 8/5/2009 1:29 PM Found	% Rec	Found	% Rec	Found	% Rec	Found	% Rec	Found	% Rec
Mercury	253.7	5.0	5.19	**103.8**								

TestAmerica North Canton

Metals Data Reporting Form

Contract Required Detection Limit Standard

Instrument: CVAA **Units:** ug/L

Chart Number: hg10805a.prn **Acceptable Range:** 50% - 150%

Standard Source: Ultra **Standard ID:**

Element	WL/ Mass	True Conc	Ck3CRA\MRL 8/5/2009 12:18 PM Found	% Rec	Found	% Rec	Found	% Rec	Found	% Rec	Found	% Rec
Mercury	253.7	0.2	0.18	**92.0**								

TestAmerica North Canton

Metals Data Reporting Form

Initial Calibration Blank Results

Instrument: CVAA **Units:** ug/L

Chart Number: hg10805a.prn

Standard Source: _____ **Standard ID:** _____

Element	WL/ Mass	Report Limit	Ck4ICB 8/5/2009 12:16 PM Found	Q	Found	Q	Found	Q	Found	Q	Found	Q
Mercury	253.7	0.2	0.1	U								

5.04.5

U Result is less than the IDL

B Result is between IDL and RL

Form 3 Equivalent

TestAmerica North Canton

Metals Data Reporting Form

Continuing Calibration Blank Results

Instrument: CVAA **Units:** ug/L

Chart Number: hg10805a.prn

Standard Source: _____ **Standard ID:** _____

Element	WL/ Mass	Report Limit	Ck1CCB 8/5/2009 12:20 PM		Ck1CCB 8/5/2009 12:33 PM		Ck1CCB 8/5/2009 12:47 PM		Ck1CCB 8/5/2009 1:02 PM		Ck1CCB 8/5/2009 1:16 PM	
			Found	Q	Found	Q	Found	Q	Found	Q	Found	Q
Mercury	253.7	0.2	0.1	U	0.1	U	0.1	U	0.1	U	0.1	U

U Result is less than the IDL

B Result is between IDL and RL

Form 3 Equivalent

TestAmerica North Canton

Metals Data Reporting Form

Continuing Calibration Blank Results

Instrument: CVAA **Units:** ug/L

Chart Number: hg10805a.prn

Standard Source: _____ **Standard ID:** _____

Element	WL/ Mass	Report Limit	Ck1CCB 8/5/2009 1:30 PM Found	Q	Found	Q	Found	Q	Found	Q	Found	Q
Mercury	253.7	0.2	0.1	U								

5.04.5

U Result is less than the IDL

B Result is between IDL and RL

Form 3 Equivalent

TestAmerica North Canton

Metals Data Reporting Form

Initial Calibration Verification Standard

Instrument: ICPMS **Units:** ug/L

Chart Number: I80803A.csv **Acceptable Range:** 90% - 110%

Standard Source: _____ **Standard ID:** _____

Element	WL/ Mass	True Conc	ICV 8/3/2009 1:56 PM Found	% Rec	Found	% Rec	Found	% Rec	Found	% Rec	Found	% Rec
Antimony	121	80.0	81.51	**101.9**								
Arsenic	75	80.0	80.47	**100.6**								
Barium	137	80.0	78.89	**98.6**								
Beryllium	9	80.0	81.34	**101.7**								
Cadmium	111	80.0	83.14	**103.9**								
Chromium	52	80.0	80.53	**100.7**								
Cobalt	59	80.0	80.76	**101.0**								
Copper	65	80.0	81.94	**102.4**								
Iron	56	20000.0	19970.00	**99.9**								
Lead	208	80.0	78.85	**98.6**								
Manganese	55	400.0	407.80	**102.0**								
Molybdenum	95	80.0	83.70	**104.6**								
Nickel	60	80.0	81.12	**101.4**								
Selenium	78	80.0	83.24	**104.1**								
Silver	107	80.0	83.76	**104.7**								
Thallium	205	80.0	78.86	**98.6**								
Vanadium	51	80.0	79.49	**99.4**								
Zinc	66	80.0	85.55	**106.9**								

TestAmerica North Canton

Metals Data Reporting Form

Initial Calibration Verification Standard

Instrument: ICPMS **Units:** ug/L

Chart Number: I80804A.csv **Acceptable Range:** 90% - 110%

Standard Source: **Standard ID:**

Element	WL/ Mass	True Conc	ICV 8/4/2009 9:37 AM Found	% Rec	Found	% Rec	Found	% Rec	Found	% Rec	Found	% Rec
Iron	56	20000.0	19780.00	**98.9**								
Manganese	55	400.0	405.93	**101.5**								

TestAmerica North Canton

Metals Data Reporting Form

Continuing Calibration Verification

Instrument: ICPMS **Units:** ug/L

Chart Number: I80803A.csv **Acceptable Range:** 90% - 110%

Standard Source: _____ **Standard ID:** _____

Element	WL/ Mass	True Conc	CCV 8/3/2009 2:23 PM Found	% Rec	CCV 5 8/3/2009 6:51 PM Found	% Rec	CCV 6 8/3/2009 7:47 PM Found	% Rec	CCV 7 8/3/2009 8:41 PM Found	% Rec	CCV 8 8/3/2009 9:35 PM Found	% Rec
Antimony	121	100.0	98.16	**98.2**	95.09	**95.1**	94.04	**94.0**	95.47	**95.5**	93.98	**94.0**
Arsenic	75	100.0	100.47	**100.5**	100.57	**100.6**	99.81	**99.8**	99.71	**99.7**	99.35	**99.4**
Barium	137	100.0	96.30	**96.3**	97.60	**97.6**	98.68	**98.7**	98.36	**98.4**	95.57	**95.6**
Beryllium	9	100.0	98.11	**98.1**	98.12	**98.1**	105.13	**105.1**	98.28	**98.3**	100.36	**100.4**
Cadmium	111	100.0	103.20	**103.2**	101.33	**101.3**	98.31	**98.3**	100.50	**100.5**	98.73	**98.7**
Chromium	52	100.0	100.68	**100.7**	99.50	**99.5**	97.60	**97.6**	97.31	**97.3**	98.29	**98.3**
Cobalt	59	100.0	102.00	**102.0**	102.03	**102.0**	100.68	**100.7**	98.91	**98.9**	101.43	**101.4**
Copper	65	100.0	104.30	**104.3**	104.23	**104.2**	101.20	**101.2**	101.03	**101.0**	100.71	**100.7**
Iron	56	25000.0	25016.67	**100.1**	25693.33	**102.8**	25386.67	**101.5**	25403.33	**101.6**	25463.33	**101.9**
Lead	208	100.0	98.10	**98.1**	98.32	**98.3**	97.86	**97.9**	96.94	**96.9**	96.96	**97.0**
Manganese	55	500.0	505.23	**101.0**	546.93	**109.4**	536.73	**107.3**	540.93	**108.2**	542.97	**108.6**
Molybdenum	95	100.0	107.90	**107.9**	104.00	**104.0**	102.97	**103.0**	102.23	**102.2**	101.90	**101.9**
Nickel	60	100.0	103.17	**103.2**	102.73	**102.7**	100.37	**100.4**	99.40	**99.4**	99.47	**99.5**
Selenium	78	100.0	99.96	**100.0**	100.67	**100.7**	104.83	**104.8**	105.87	**105.9**	105.70	**105.7**
Silver	107	100.0	104.13	**104.1**	102.53	**102.5**	100.88	**100.9**	101.33	**101.3**	100.00	**100.0**
Thallium	205	100.0	99.84	**99.8**	99.82	**99.8**	100.06	**100.1**	99.50	**99.5**	100.22	**100.2**
Vanadium	51	100.0	99.68	**99.7**	98.97	**99.0**	96.86	**96.9**	96.55	**96.6**	96.78	**96.8**
Zinc	66	100.0	105.03	**105.0**	105.10	**105.1**	103.93	**103.9**	105.40	**105.4**	104.00	**104.0**

TestAmerica North Canton

Metals Data Reporting Form

Continuing Calibration Verification

Instrument: ICPMS **Units:** ug/L

Chart Number: I80804A.csv **Acceptable Range:** 90% - 110%

Standard Source: _____ **Standard ID:** _____

Element	WL/ Mass	True Conc	CCV 8/4/2009 10:02 AM Found	% Rec	CCV 8/4/2009 10:15 AM Found	% Rec	CCV 1 8/4/2009 11:04 AM Found	% Rec	CCV 2 8/4/2009 11:51 AM Found	% Rec	Found	% Rec
Iron	56	25000.0	24636.67	**98.5**	24606.67	**98.4**	24730.00	**98.9**	24780.00	**99.1**		
Manganese	55	500.0	502.20	**100.4**	496.67	**99.3**	499.77	**100.0**	499.83	**100.0**		

TestAmerica North Canton

Metals Data Reporting Form

Contract Required Detection Limit Standard

Instrument: ICPMS **Units:** ug/L

Chart Number: I80803A.csv **Acceptable Range:** 50% - 150%

Standard Source: _____ **Standard ID:** _____

Element	WL/ Mass	True Conc	CRI 8/3/2009 2:09 PM Found	% Rec	Found	% Rec	Found	% Rec	Found	% Rec	Found	% Rec
Antimony	121	2.0	2.10	**104.8**								
Arsenic	75	2.0	1.91	**95.3**								
Barium	137	1.0	1.04	**103.6**								
Beryllium	9	1.0	0.98	**98.3**								
Cadmium	111	0.5	0.55	**110.2**								
Chromium	52	2.0	2.03	**101.4**								
Cobalt	59	1.0	1.00	**99.9**								
Copper	65	2.0	2.17	**108.5**								
Iron	56	50.0	49.84	**99.7**								
Lead	208	1.0	0.98	**98.2**								
Manganese	55	1.0	1.11	**110.9**								
Molybdenu	95	10.0	10.05	**100.5**								
Nickel	60	2.0	2.07	**103.6**								
Selenium	78	2.0	2.19	**109.6**								
Silver	107	0.5	0.52	**103.9**								
Thallium	205	1.0	0.93	**92.7**								
Vanadium	51	5.0	5.04	**100.8**								
Zinc	66	10.0	13.14	**131.4**								

TestAmerica North Canton

Metals Data Reporting Form

Contract Required Detection Limit Standard

Instrument: ICPMS **Units:** ug/L

Chart Number: I80804A.csv **Acceptable Range:** 50% - 150%

Standard Source: _____ **Standard ID:** _____

Element	WL/ Mass	True Conc	CRI 8/4/2009 10:11 AM Found	% Rec	Found	% Rec	Found	% Rec	Found	% Rec	Found	% Rec
Iron	56	50.0	50.69	**101.4**								
Manganese	55	1.0	0.96	**95.9**								

TestAmerica North Canton

Metals Data Reporting Form

Initial Calibration Blank Results

Instrument: ICPMS **Units:** ug/L

Chart Number: I80803A.csv

Standard Source: _____ **Standard ID:** _____

Element	WL/ Mass	Report Limit	ICB 8/3/2009 2:02 PM Found	Q	Found	Q	Found	Q	Found	Q	Found	Q
Antimony	121	2	0.055	U								
Arsenic	75	5	0.21	U								
Barium	137	1	0.052	U								
Beryllium	9	1	0.037	U								
Cadmium	111	1	0.027	U								
Chromium	52	2	0.066	U								
Cobalt	59	1	0.033	U								
Copper	65	2	0.064	U								
Iron	56	50	11	U								
Lead	208	1	0.034	U								
Manganese	55	1	0.14	U								
Molybdenum	95	2	0.2	U								
Nickel	60	2	0.1	U								
Selenium	78	5	0.14	U								
Silver	107	1	0.033	U								
Thallium	205	1	0.12	U								
Vanadium	51	20	0.6	U								
Zinc	66	20	0.85	U								

U Result is less than the IDL

B Result is between IDL and RL

Form 3 Equivalent

TestAmerica North Canton

Metals Data Reporting Form

Initial Calibration Blank Results

Instrument: ICPMS **Units:** ug/L

Chart Number: I80804A.csv

Standard Source: _____ **Standard ID:** _____

Element	WL/ Mass	Report Limit	ICB 8/4/2009 9:43 AM Found	Q	Found	Q	Found	Q	Found	Q	Found	Q
Iron	56	50	11	U								
Manganese	55	1	0.14	U								

5.04.5

U Result is less than the IDL

B Result is between IDL and RL

Form 3 Equivalent

TestAmerica North Canton

Metals Data Reporting Form

Continuing Calibration Blank Results

Instrument: ICPMS **Units:** ug/L

Chart Number: I80803A.csv

Standard Source: _____ **Standard ID:** _____

Element	WL/ Mass	Report Limit	CCB 8/3/2009 2:28 PM Found	Q	CCB 5 8/3/2009 6:56 PM Found	Q	CCB 6 8/3/2009 7:53 PM Found	Q	CCB 7 8/3/2009 8:47 PM Found	Q	CCB 8 8/3/2009 9:42 PM Found	Q
Antimony	121	2	**0.071**	**B**	**0.075**	**B**	0.055	U	0.055	U	0.055	U
Arsenic	75	5	0.21	U	0.21	U	0.21	U	0.21	U	0.21	U
Barium	137	1	0.052	U	**0.23**	**B**	**0.11**	**B**	**0.1**	**B**	**0.11**	**B**
Beryllium	9	1	0.037	U	**0.039**	**B**	**0.045**	**B**	**0.052**	**B**	**0.072**	**B**
Cadmium	111	1	0.027	U	**0.092**	**B**	**0.039**	**B**	**0.065**	**B**	**0.048**	**B**
Chromium	52	2	0.066	U	**0.1**	**B**	0.066	U	0.066	U	0.066	U
Cobalt	59	1	0.033	U	**0.11**	**B**	**0.045**	**B**	**0.055**	**B**	**0.075**	**B**
Copper	65	2	0.064	U	**0.17**	**B**	**0.073**	**B**	**0.071**	**B**	**0.11**	**B**
Iron	56	50	11	U	**63.5**		**19.8**	**B**	**23**	**B**	**24.8**	**B**
Lead	208	1	0.034	U	**0.1**	**B**	**0.036**	**B**	**0.051**	**B**	**0.05**	**B**
Manganese	55	1	0.14	U	**0.35**	**B**	**0.38**	**B**	**0.91**	**B**	**1.9**	
Molybdenum	95	2	**0.62**	**B**	0.2	U	0.2	U	0.2	U	0.2	U
Nickel	60	2	0.1	U	**0.16**	**B**	0.1	U	**0.11**	**B**	0.1	U
Selenium	78	5	0.14	U	0.14	U	0.14	U	0.14	U	0.14	U
Silver	107	1	0.033	U	**0.11**	**B**	**0.046**	**B**	**0.059**	**B**	**0.063**	**B**
Thallium	205	1	**0.13**	**B**	**0.14**	**B**	**0.13**	**B**	**0.16**	**B**	**0.18**	**B**
Vanadium	51	20	0.6	U	0.6	U	0.6	U	0.6	U	0.6	U
Zinc	66	20	0.85	U	0.85	U	0.85	U	0.85	U	0.85	U

U Result is less than the IDL

B Result is between IDL and RL

Form 3 Equivalent

TestAmerica North Canton

Metals Data Reporting Form

Continuing Calibration Blank Results

Instrument: ICPMS **Units:** ug/L

Chart Number: I80804A.csv

Standard Source: _____ **Standard ID:** _____

Element	WL/ Mass	Report Limit	CCB 8/4/2009 10:08 AM Found	Q	CCB 8/4/2009 10:21 AM Found	Q	CCB 1 8/4/2009 11:08 AM Found	Q	CCB 2 8/4/2009 11:56 AM Found	Q	Found	Q
Iron	56	50	11	U	11	U	11	U	**16.6**	**B**		
Manganese	55	1	0.14	U	0.14	U	0.14	U	0.14	U		

U Result is less than the IDL

B Result is between IDL and RL

Form 3 Equivalent

TestAmerica North Canton

Metals Data Reporting Form

Initial Calibration Verification Standard

Instrument: ICPMS **Units:** ug/L

Chart Number: I80806A.csv **Acceptable Range:** 90% - 110%

Standard Source: _____ **Standard ID:** _____

Element	WL/ Mass	True Conc	ICV 8/6/2009 9:54 AM Found	% Rec	Found	% Rec	Found	% Rec	Found	% Rec	Found	% Rec
Antimony	121	80.0	82.06	**102.6**								
Arsenic	75	80.0	80.81	**101.0**								
Barium	137	80.0	79.45	**99.3**								
Beryllium	9	80.0	83.71	**104.6**								
Cadmium	111	80.0	84.47	**105.6**								
Chromium	52	80.0	83.15	**103.9**								
Cobalt	59	80.0	82.53	**103.2**								
Copper	65	80.0	84.86	**106.1**								
Iron	56	20000.0	20276.67	**101.4**								
Lead	208	80.0	79.25	**99.1**								
Manganese	55	400.0	407.17	**101.8**								
Molybdenum	95	80.0	86.06	**107.6**								
Nickel	60	80.0	83.70	**104.6**								
Selenium	78	80.0	82.28	**102.8**								
Silver	107	80.0	85.17	**106.5**								
Thallium	205	80.0	79.09	**98.9**								
Vanadium	51	80.0	81.35	**101.7**								
Zinc	66	80.0	84.10	**105.1**								

TestAmerica North Canton

Metals Data Reporting Form

Continuing Calibration Verification

Instrument: ICPMS **Units:** ug/L

Chart Number: I80806A.csv **Acceptable Range:** 90% - 110%

Standard Source: _____ **Standard ID:** _____

Element	WL/ Mass	True Conc	CCV 8/6/2009 10:23 AM Found	% Rec	CCV 1 8/6/2009 11:21 AM Found	% Rec	CCV 2 8/6/2009 12:16 PM Found	% Rec	CCV 3 8/6/2009 1:11 PM Found	% Rec	CCV 4 8/6/2009 2:00 PM Found	% Rec
Antimony	121	100.0	100.50	**100.5**	101.06	**101.1**	101.40	**101.4**	101.33	**101.3**	100.41	**100.4**
Arsenic	75	100.0	100.27	**100.3**	100.30	**100.3**	99.98	**100.0**	100.09	**100.1**	101.20	**101.2**
Barium	137	100.0	101.77	**101.8**	101.15	**101.1**	101.73	**101.7**	102.63	**102.6**	102.47	**102.5**
Beryllium	9	100.0	103.30	**103.3**	96.73	**96.7**	90.42	**90.4**	92.04	**92.0**	91.74	**91.7**
Cadmium	111	100.0	103.47	**103.5**	103.87	**103.9**	103.27	**103.3**	102.60	**102.6**	102.43	**102.4**
Chromium	52	100.0	100.36	**100.4**	101.83	**101.8**	100.13	**100.1**	100.47	**100.5**	99.72	**99.7**
Cobalt	59	100.0	100.70	**100.7**	101.46	**101.5**	99.81	**99.8**	100.28	**100.3**	99.77	**99.8**
Copper	65	100.0	102.93	**102.9**	102.97	**103.0**	100.67	**100.7**	101.33	**101.3**	102.53	**102.5**
Iron	56	25000.0	25263.33	**101.1**	25546.67	**102.2**	25343.33	**101.4**	25330.00	**101.3**	25143.33	**100.6**
Lead	208	100.0	104.87	**104.9**	103.07	**103.1**	108.43	**108.4**	110.27	**110.3**	108.00	**108.0**
Manganese	55	500.0	503.90	**100.8**	504.40	**100.9**	506.63	**101.3**	508.83	**101.8**	510.60	**102.1**
Molybdenum	95	100.0	105.87	**105.9**	104.63	**104.6**	104.17	**104.2**	103.30	**103.3**	102.70	**102.7**
Nickel	60	100.0	100.69	**100.7**	102.30	**102.3**	98.32	**98.3**	99.27	**99.3**	101.43	**101.4**
Selenium	78	100.0	100.03	**100.0**	103.87	**103.9**	100.70	**100.7**	101.71	**101.7**	103.27	**103.3**
Silver	107	100.0	103.00	**103.0**	104.30	**104.3**	103.27	**103.3**	103.17	**103.2**	102.67	**102.7**
Thallium	205	100.0	103.07	**103.1**	100.61	**100.6**	105.53	**105.5**	107.53	**107.5**	107.17	**107.2**
Vanadium	51	100.0	99.25	**99.3**	100.77	**100.8**	100.10	**100.1**	99.87	**99.9**	98.84	**98.8**
Zinc	66	100.0	102.13	**102.1**	104.53	**104.5**	102.01	**102.0**	102.57	**102.6**	102.33	**102.3**

TestAmerica North Canton

Metals Data Reporting Form

Continuing Calibration Verification

Instrument: ICPMS **Units:** ug/L

Chart Number: I80806A.csv **Acceptable Range:** 90% - 110%

Standard Source: _____ **Standard ID:** _____

Element	WL/ Mass	True Conc	CCV 5 8/6/2009 2:53 PM Found	% Rec	CCV 6 8/6/2009 3:45 PM Found	% Rec	CCV 7 8/6/2009 4:41 PM Found	% Rec	Found	% Rec	Found	% Rec
Antimony	121	100.0	100.20	**100.2**	100.08	**100.1**	100.12	**100.1**				
Arsenic	75	100.0	100.12	**100.1**	99.96	**100.0**	99.98	**100.0**				
Barium	137	100.0	102.83	**102.8**	101.80	**101.8**	101.77	**101.8**				
Beryllium	9	100.0	91.28	**91.3**	91.62	**91.6**	91.88	**91.9**				
Cadmium	111	100.0	102.23	**102.2**	102.90	**102.9**	103.30	**103.3**				
Chromium	52	100.0	100.70	**100.7**	99.18	**99.2**	99.94	**99.9**				
Cobalt	59	100.0	100.01	**100.0**	100.15	**100.1**	101.17	**101.2**				
Copper	65	100.0	101.57	**101.6**	101.73	**101.7**	102.90	**102.9**				
Iron	56	25000.0	25423.33	**101.7**	25620.00	**102.5**	25793.33	**103.2**				
Lead	208	100.0	108.10	**108.1**	109.43	**109.4**	111.37	**111.4**				
Manganese	55	500.0	511.73	**102.3**	516.70	**103.3**	519.17	**103.8**				
Molybdenum	95	100.0	103.73	**103.7**	103.33	**103.3**	103.43	**103.4**				
Nickel	60	100.0	100.04	**100.0**	100.15	**100.1**	101.47	**101.5**				
Selenium	78	100.0	102.87	**102.9**	101.92	**101.9**	102.90	**102.9**				
Silver	107	100.0	102.80	**102.8**	101.87	**101.9**	102.47	**102.5**				
Thallium	205	100.0	105.93	**105.9**	108.43	**108.4**	111.77	**111.8**				
Vanadium	51	100.0	99.02	**99.0**	97.11	**97.1**	98.65	**98.7**				
Zinc	66	100.0	102.03	**102.0**	104.47	**104.5**	105.33	**105.3**				

TestAmerica North Canton

Metals Data Reporting Form

Contract Required Detection Limit Standard

Instrument: ICPMS **Units:** ug/L

Chart Number: I80806A.csv **Acceptable Range:** 50% - 150%

Standard Source: _____ **Standard ID:** _____

Element	WL/ Mass	True Conc	CRI 8/6/2009 10:04 AM Found	% Rec	Found	% Rec	Found	% Rec	Found	% Rec	Found	% Rec
Antimony	121	2.0	2.13	**106.4**								
Arsenic	75	2.0	1.97	**98.5**								
Barium	137	1.0	1.08	**107.5**								
Beryllium	9	1.0	1.16	**115.9**								
Cadmium	111	0.5	0.56	**112.7**								
Chromium	52	2.0	2.00	**100.2**								
Cobalt	59	1.0	1.11	**111.2**								
Copper	65	2.0	2.27	**113.6**								
Iron	56	50.0	59.59	**119.2**								
Lead	208	1.0	1.12	**111.9**								
Manganese	55	1.0	1.19	**118.6**								
Molybdenu	95	10.0	10.10	**101.0**								
Nickel	60	2.0	2.20	**110.2**								
Selenium	78	2.0	2.30	**114.9**								
Silver	107	0.5	0.55	**109.8**								
Thallium	205	1.0	1.09	**109.2**								
Vanadium	51	5.0	5.37	**107.3**								
Zinc	66	10.0	12.02	**120.2**								

TestAmerica North Canton

Metals Data Reporting Form

Initial Calibration Blank Results

Instrument: ICPMS **Units:** ug/L

Chart Number: I80806A.csv

Standard Source: _____ **Standard ID:** _____

Element	WL/ Mass	Report Limit	ICB 8/6/2009 10:00 AM Found	Q	Found	Q	Found	Q	Found	Q	Found	Q
Antimony	121	2	0.055	U								
Arsenic	75	5	0.21	U								
Barium	137	1	0.052	U								
Beryllium	9	1	0.037	U								
Cadmium	111	1	0.027	U								
Chromium	52	2	0.066	U								
Cobalt	59	1	0.033	U								
Copper	65	2	0.064	U								
Iron	56	50	11	U								
Lead	208	1	0.034	U								
Manganese	55	1	0.14	U								
Molybdenum	95	2	0.2	U								
Nickel	60	2	0.1	U								
Selenium	78	5	0.17	B								
Silver	107	1	0.033	U								
Thallium	205	1	0.17	B								
Vanadium	51	20	0.6	U								
Zinc	66	20	0.85	U								

U Result is less than the IDL

B Result is between IDL and RL

Form 3 Equivalent

TestAmerica North Canton

Metals Data Reporting Form

Continuing Calibration Blank Results

Instrument: ICPMS **Units:** ug/L

Chart Number: I80806A.csv

Standard Source: _____ **Standard ID:** _____

Element	WL/ Mass	Report Limit	CCB 8/6/2009 10:29 AM Found	Q	CCB 1 8/6/2009 11:28 AM Found	Q	CCB 2 8/6/2009 12:22 PM Found	Q	CCB 3 8/6/2009 1:17 PM Found	Q	CCB 4 8/6/2009 2:06 PM Found	Q
Antimony	121	2	0.055	U	0.055	U	0.055	U	0.055	U	0.055	U
Arsenic	75	5	0.21	U	0.21	U	0.21	U	0.21	U	0.21	U
Barium	137	1	0.052	U	0.052	U	0.052	U	0.052	U	0.052	U
Beryllium	9	1	0.037	U	0.037	U	0.037	U	0.037	U	0.037	U
Cadmium	111	1	0.027	U	0.027	U	0.027	U	0.027	U	0.027	U
Chromium	52	2	0.066	U	**-0.12**	**B**	0.066	U	**-0.081**	**B**	**-0.085**	**B**
Cobalt	59	1	0.033	U	0.033	U	0.033	U	0.033	U	0.033	U
Copper	65	2	0.064	U	0.064	U	0.064	U	0.064	U	0.064	U
Iron	56	50	11	U	11	U	11	U	11	U	11	U
Lead	208	1	0.034	U	0.034	U	0.034	U	0.034	U	0.034	U
Manganese	55	1	0.14	U	0.14	U	0.14	U	0.14	U	0.14	U
Molybdenum	95	2	**0.59**	**B**	0.2	U	**0.22**	**B**	0.2	U	0.2	U
Nickel	60	2	0.1	U	0.1	U	0.1	U	0.1	U	0.1	U
Selenium	78	5	0.14	U	0.14	U	**0.16**	**B**	**0.22**	**B**	**0.15**	**B**
Silver	107	1	0.033	U	0.033	U	0.033	U	0.033	U	0.033	U
Thallium	205	1	**0.18**	**B**	**0.14**	**B**	**0.24**	**B**	**0.25**	**B**	**0.22**	**B**
Vanadium	51	20	0.6	U	0.6	U	0.6	U	0.6	U	0.6	U
Zinc	66	20	0.85	U	0.85	U	0.85	U	0.85	U	0.85	U

U Result is less than the IDL

B Result is between IDL and RL

TestAmerica North Canton

Metals Data Reporting Form

Continuing Calibration Blank Results

Instrument: ICPMS **Units:** ug/L

Chart Number: I80806A.csv

Standard Source: _____ **Standard ID:** _____

Element	WL/ Mass	Report Limit	CCB 5 8/6/2009 2:58 PM Found	Q	CCB 6 8/6/2009 3:51 PM Found	Q	CCB 7 8/6/2009 4:47 PM Found	Q	Found	Q	Found	Q
Antimony	121	2	0.055	U	0.055	U	0.055	U				
Arsenic	75	5	0.21	U	0.21	U	0.21	U				
Barium	137	1	0.052	U	0.052	U	**0.052**	**B**				
Beryllium	9	1	0.037	U	0.037	U	0.037	U				
Cadmium	111	1	0.027	U	**0.045**	**B**	**0.042**	**B**				
Chromium	52	2	**-0.12**	**B**	**-0.15**	**B**	**-0.12**	**B**				
Cobalt	59	1	0.033	U	0.033	U	**0.048**	**B**				
Copper	65	2	0.064	U	0.064	U	**0.069**	**B**				
Iron	56	50	11	U	**14**	**B**	**14.3**	**B**				
Lead	208	1	0.034	U	**0.049**	**B**	**0.061**	**B**				
Manganese	55	1	**0.14**	**B**	**0.14**	**B**	**1.1**					
Molybdenum	95	2	**0.26**	**B**	**0.24**	**B**	**0.27**	**B**				
Nickel	60	2	0.1	U	0.1	U	0.1	U				
Selenium	78	5	0.14	U	**0.24**	**B**	0.14	U				
Silver	107	1	0.033	U	0.033	U	**0.038**	**B**				
Thallium	205	1	**0.35**	**B**	**0.31**	**B**	**0.29**	**B**				
Vanadium	51	20	0.6	U	0.6	U	0.6	U				
Zinc	66	20	0.85	U	0.85	U	0.85	U				

U Result is less than the IDL

B Result is between IDL and RL

Form 3 Equivalent

TestAmerica North Canton

Metals Data Reporting Form

Initial Calibration Verification Standard

Instrument: ICPMS **Units:** ug/L

Chart Number: I80807A.csv **Acceptable Range:** 90% - 110%

Standard Source: _____ **Standard ID:** _____

Element	WL/ Mass	True Conc	ICV 8/7/2009 10:13 AM Found	% Rec	Found	% Rec	Found	% Rec	Found	% Rec	Found	% Rec
Manganese	55	400.0	401.73	**100.4**								

TestAmerica North Canton

Metals Data Reporting Form

Continuing Calibration Verification

Instrument: ICPMS **Units:** ug/L

Chart Number: I80807A.csv **Acceptable Range:** 90% - 110%

Standard Source: **Standard ID:**

Element	WL/ Mass	True Conc	CCV 8/7/2009 10:35 AM Found	% Rec	CCV 8/7/2009 1:22 PM Found	% Rec	CCV 4 8/7/2009 1:59 PM Found	% Rec	Found	% Rec	Found	% Rec
Manganese	55	500.0	503.40	**100.7**	525.00	**105.0**	515.57	**103.1**				

TestAmerica North Canton

Metals Data Reporting Form

Contract Required Detection Limit Standard

Instrument: ICPMS **Units:** ug/L

Chart Number: I80807A.csv **Acceptable Range:** 50% - 150%

Standard Source: _____ **Standard ID:** _____

Element	WL/ Mass	True Conc	CRI 8/7/2009 10:22 AM Found	% Rec	Found	% Rec	Found	% Rec	Found	% Rec	Found	% Rec
Manganese	55	1.0	1.22	122.3								

TestAmerica North Canton

Metals Data Reporting Form

Initial Calibration Blank Results

Instrument: ICPMS **Units:** ug/L

Chart Number: I80807A.csv

Standard Source: _____ **Standard ID:** _____

Element	WL/ Mass	Report Limit	ICB 8/7/2009 10:19 AM Found	Q	Found	Q	Found	Q	Found	Q	Found	Q
Manganese	55	1	0.14	U								

U Result is less than the IDL
B Result is between IDL and RL

Form 3 Equivalent

TestAmerica North Canton

Metals Data Reporting Form

Continuing Calibration Blank Results

Instrument: ICPMS **Units:** ug/L

Chart Number: I80807A.csv

Standard Source: _____ **Standard ID:** _____

Element	WL/ Mass	Report Limit	CCB 8/7/2009 10:41 AM Found	Q	CCB 8/7/2009 1:28 PM Found	Q	CCB 4 8/7/2009 2:05 PM Found	Q	Found	Q	Found	Q
Manganese	55	1	0.14	U	**0.34**	**B**	**0.39**	**B**				

U Result is less than the IDL

B Result is between IDL and RL

TestAmerica North Canton

Metals Data Reporting Form

Instrument Detection Limits

Instrument: ICPMS **Units:** ppb

Element	Mass	Reporting Limit	IDL	Date of IDL
Antimony	121	2.0	0.055	6/11/2009
Arsenic	75	5.0	0.21	6/11/2009
Barium	137	1.0	0.052	6/11/2009
Beryllium	9	1.0	0.037	6/11/2009
Cadmium	111	1.0	0.027	6/11/2009
Chromium	52	2.0	0.066	6/11/2009
Cobalt	59	1.0	0.033	6/11/2009
Copper	65	2.0	0.064	6/11/2009
Iron	56	50.0	11.0	6/11/2009
Lead	208	1.0	0.034	6/11/2009
Manganese	55	1.0	0.14	6/11/2009
Molybdenum	95	2.0	0.20	6/11/2009
Nickel	60	2.0	0.10	6/11/2009
Selenium	78	5.0	0.14	6/11/2009
Silver	107	1.0	0.033	6/11/2009
Thallium	205	1.0	0.12	6/11/2009
Vanadium	51	20.0	0.60	6/11/2009
Zinc	66	20.0	0.85	6/11/2009

TestAmerica North Canton

Metals Data Reporting Form

Linear Dynamic Ranges

Instrument: ICPMS **Units:** ppb

Element	Wavelength /Mass	Linear Range	Date of Linear Range
Antimony	121.00	1000	9/29/2008
Arsenic	75.00	10000	9/29/2008
Barium	137.00	10000	9/29/2008
Beryllium	9.00	10000	9/29/2008
Cadmium	111.00	10000	9/29/2008
Chromium	52.00	10000	9/29/2008
Cobalt	59.00	10000	9/29/2008
Copper	65.00	10000	9/29/2008
Iron	56.00	500000	9/29/2008
Lead	208.00	10000	9/29/2008
Manganese	55.00	10000	9/29/2008
Molybdenum	95.00	10000	9/29/2008
Nickel	60.00	10000	9/29/2008
Selenium	78.00	10000	9/29/2008
Silver	107.00	10000	9/29/2008
Thallium	205.00	10000	9/29/2008
Vanadium	51.00	10000	9/29/2008
Zinc	66.00	10000	9/29/2008

TestAmerica North Canton

Metals Data Reporting Form

Instrument Detection Limits

Instrument: CVAA **Units:** ppb

Element	Wavelength	Reporting Limit	IDL	Date of IDL
Mercury	253.700	0.2	0.10	1/13/2009

Instrument Upload Run Log - Page 1

Started Fri Jul 31 07:38:19 2009 by TOTHR

Data File: UPL$CAN_DATA_ROOT:<LHG>HG10730A.PRN;1

#	WorkOrder	Dilution	Date	Time	Batch	Lot	Instrument
1	STD1REP1	1	30-JUL-2009	14:00:28			H1
2	STD2REP1	1	30-JUL-2009	14:01:43			H1
3	STD3REP1	1	30-JUL-2009	14:02:52			H1
4	STD4REP1	1	30-JUL-2009	14:03:57			H1
5	STD5REP1	1	30-JUL-2009	14:05:04			H1
6	STD6REP1	1	30-JUL-2009	14:06:22			H1
7	CK5ICV	1	30-JUL-2009	14:07:36			H1
8	CK4ICB	1	30-JUL-2009	14:08:42			H1
9	CK3CRA\MRL	1	30-JUL-2009	14:09:50			H1
10	CK2CCV	1	30-JUL-2009	14:11:14			H1
11	CK1CCB	1	30-JUL-2009	14:12:23			H1
12	LG65TBT	1	30-JUL-2009	14:13:27	9210015	A9G290000	H1
13	LG51KBT	1	30-JUL-2009	14:14:32	9210015	A9G280000	H1
14	LG65TCT	1	30-JUL-2009	14:15:39	9210015	A9G290000	H1
15	LG2TQT	1	30-JUL-2009	14:16:47	9210015	A9G240250	H1
16	LG2TQST	1	30-JUL-2009	14:17:53	9210015	A9G240250	H1
17	LG2TQDT	1	30-JUL-2009	14:19:02	9210015	A9G240250	H1
18	LG3XXT	1	30-JUL-2009	14:20:08	9210015	A9G250159	H1
19	LG3XWT	10	30-JUL-2009	14:21:13	9210015	A9G250159	H1
20	LG3X1T	1	30-JUL-2009	14:22:23	9210015	A9G250159	H1
21	LG3X0T	1	30-JUL-2009	14:23:30	9210015	A9G250159	H1
22	CK2CCV	1	30-JUL-2009	14:24:38			H1
23	CK1CCB	1	30-JUL-2009	14:25:53			H1
24	LG500BT	1	30-JUL-2009	14:27:03	9210016	A9G280000	H1
25	LG65WBT	1	30-JUL-2009	14:28:09	9210016	A9G290000	H1
26	LG65WCT	1	30-JUL-2009	14:29:18	9210016	A9G290000	H1
27	LG2TCT	1	30-JUL-2009	14:30:24	9210016	A9G240250	H1
28	LG2TCST	1	30-JUL-2009	14:31:32	9210016	A9G240250	H1
29	LG2TCDT	1	30-JUL-2009	14:33:08	9210016	A9G240250	H1
30	LG4P8T	1	30-JUL-2009	14:34:15	9210016	A9G270113	H1
31	LG65QBF	1	30-JUL-2009	14:35:22	9210014	A9G290000	H1
32	LG65QC	1	30-JUL-2009	14:36:28	9210014	A9G290000	H1
33	LG65QL	1	30-JUL-2009	14:37:35	9210014	A9G290000	H1
34	CK2CCV	1	30-JUL-2009	14:38:53			H1
35	CK1CCB	1	30-JUL-2009	14:39:59			H1
36	LG3KXF	1	30-JUL-2009	14:41:04	9210014	A9G250108	H1
37	LG11JF	1	30-JUL-2009	14:42:10	9210014	A9G240142	H1
38	LG3KWF	1	30-JUL-2009	14:43:29	9210014	A9G250108	H1
39	LG12GF	1	30-JUL-2009	14:44:34	9210014	A9G240142	H1
40	LG115F	1	30-JUL-2009	14:45:49	9210014	A9G240142	H1
41	LG11RF	1	30-JUL-2009	14:46:56	9210014	A9G240142	H1
42	LG110F	1	30-JUL-2009	14:48:01	9210014	A9G240142	H1
43	LG3KVF	1	30-JUL-2009	14:49:21	9210014	A9G250108	H1
44	LG3KRF	1	30-JUL-2009	14:50:27	9210014	A9G250108	H1

(continued)

#	WorkOrder	Dilution	Date	Time	Batch	Lot	Instrument
45	LG11VF	1	30-JUL-2009	14:51:33	9210014	A9G240142	H1
46	CK2CCV	1	30-JUL-2009	14:52:49			H1
47	CK1CCB	1	30-JUL-2009	14:53:56			H1
48	LG112F	1	30-JUL-2009	14:55:14	9210014	A9G240142	H1
49	LG6VV	1	30-JUL-2009	14:56:45	9210014	A9G280247	H1
50	LG82TB	1	30-JUL-2009	14:58:02	9211017	A9G300000	H1
51	LG82TC	1	30-JUL-2009	14:59:40	9211017	A9G300000	H1
52	LG7N2	1	30-JUL-2009	15:00:59	9211017	A9G290160	H1
53	LG7N2S	1	30-JUL-2009	15:02:09	9211017	A9G290160	H1
54	LG7N2D	1	30-JUL-2009	15:03:15	9211017	A9G290160	H1
55	LG682B	1	30-JUL-2009	15:04:30	9211068	A9G290000	H1
56	LG86LB	1	30-JUL-2009	15:05:46	9211068	A9G300000	H1
57	LG86LC	1	30-JUL-2009	15:07:03	9211068	A9G300000	H1
58	CK2CCV	1	30-JUL-2009	15:08:13			H1
59	CK1CCB	1	30-JUL-2009	15:09:49			H1
60	LG5K4	1	30-JUL-2009	15:10:58	9211068	A9G280110	H1
61	LG5K4S	1	30-JUL-2009	15:12:03	9211068	A9G280110	H1
62	LG5K4D	1	30-JUL-2009	15:13:09	9211068	A9G280110	H1
63	LG5K7	1	30-JUL-2009	15:14:17	9211068	A9G280110	H1
64	LG5K9	1	30-JUL-2009	15:15:24	9211068	A9G280110	H1
65	LG5K8	1	30-JUL-2009	15:16:50	9211068	A9G280110	H1
66	LG5K2	1	30-JUL-2009	15:17:57	9211068	A9G280110	H1
67	LG5K6	1	30-JUL-2009	15:19:17	9211068	A9G280110	H1
68	LG5K5	1	30-JUL-2009	15:20:34	9211068	A9G280110	H1
69	LG82QB	1	30-JUL-2009	15:21:42	9211016	A9G300000	H1
70	CK2CCV	1	30-JUL-2009	15:22:47			H1
71	CK1CCB	1	30-JUL-2009	15:23:54			H1
72	LG82QC	1	30-JUL-2009	15:24:58	9211016	A9G300000	H1
73	LG7JK	1	30-JUL-2009	15:26:05	9211016	A9G290135	H1
74	LG7JKS	1	30-JUL-2009	15:27:11	9211016	A9G290135	H1
75	LG7JKD	1	30-JUL-2009	15:28:37	9211016	A9G290135	H1
76	LG7G2	1	30-JUL-2009	15:29:53	9211016	A9G290126	H1
77	LG7G2S	1	30-JUL-2009	15:30:59	9211016	A9G290126	H1
78	LG7G2D	1	30-JUL-2009	15:32:18	9211016	A9G290126	H1
79	LG730F	1	30-JUL-2009	15:33:24	9211016	9G29200	H1
80	LG73RF	1	30-JUL-2009	15:34:34	9211016	9G29200	H1
81	LG7JA	1	30-JUL-2009	15:35:44	9211016	A9G290135	H1
82	CK2CCV	1	30-JUL-2009	15:36:54			H1
83	CK1CCB	1	30-JUL-2009	15:38:02			H1
84	LG7HA	1	30-JUL-2009	15:39:07	9211016	A9G290126	H1
85	LG733F	1	30-JUL-2009	15:40:12	9211016	9G29200	H1
86	LG7JF	1	30-JUL-2009	15:41:18	9211016	A9G290135	H1
87	LG72Q	1	30-JUL-2009	15:42:26	9211016	A9G290197	H1
88	LG730	1	30-JUL-2009	15:43:48	9211016	9G29200	H1

(continued)

#	WorkOrder	Dilution	Date	Time	Batch	Lot	Instrument
89	LG7HT	1	30-JUL-2009	15:44:58	9211016	A9G290131	H1
90	LG73R	1	30-JUL-2009	15:46:19	9211016	9G29200	H1
91	LG733	1	30-JUL-2009	15:47:46	9211016	9G29200	H1
92	LG7JJ	1	30-JUL-2009	15:48:53	9211016	A9G290135	H1
93	CK2CCV	1	30-JUL-2009	15:50:08			H1
94	CK1CCB	1	30-JUL-2009	15:51:12			H1

End of Report

#	WorkOrder	Dilution	Date	Time	Batch	Lot	Instrument
1	STD1REP1	1	03-AUG-2009	16:04:17			H1
2	STD2REP1	1	03-AUG-2009	16:05:22			H1
3	STD3REP1	1	03-AUG-2009	16:06:32			H1
4	STD4REP1	1	03-AUG-2009	16:08:08			H1
5	STD5REP1	1	03-AUG-2009	16:09:14			H1
6	STD6REP1	1	03-AUG-2009	16:10:23			H1
7	CK5ICV	1	03-AUG-2009	16:11:34			H1
8	CK4ICB	1	03-AUG-2009	16:12:42			H1
9	CK3CRA\MRL	1	03-AUG-2009	16:13:48			H1
10	CK2CCV	1	03-AUG-2009	16:14:53			H1
11	CK1CCB	1	03-AUG-2009	16:16:08			H1
12	LHA7CB	1	03-AUG-2009	16:17:16	9212014	A9G310000	H1
13	LHA7CC	1	03-AUG-2009	16:18:35	9212014	A9G310000	H1
14	LHAGE	1	03-AUG-2009	16:19:40	9212014	A9G300256	H1
15	LHAGES	1	03-AUG-2009	16:21:07	9212014	A9G300256	H1
16	LHAGED	1	03-AUG-2009	16:22:12	9212014	A9G300256	H1
17	LHAGP	1	03-AUG-2009	16:23:20	9212014	A9G300256	H1
18	LG9TX	1	03-AUG-2009	16:24:37	9212014	A9G300201	H1
19	LHAGQ	1	03-AUG-2009	16:25:45	9212014	A9G300256	H1
20	LHAGM	1	03-AUG-2009	16:26:53	9212014	A9G300256	H1
21	LG9RW	1	03-AUG-2009	16:28:04	9212014	A9G300201	H1
22	CK2CCV	1	03-AUG-2009	16:29:19			H1
23	CK1CCB	1	03-AUG-2009	16:30:29			H1
24	LHA7EBF	1	03-AUG-2009	16:31:46	9212015	A9G310000	H1
25	LHA7EC	1	03-AUG-2009	16:33:05	9212015	A9G310000	H1
26	LG9W9	1	03-AUG-2009	16:34:12	9212015	A9G300212	H1
27	LG9W9S	1	03-AUG-2009	16:35:28	9212015	A9G300212	H1
28	LG9W9D	1	03-AUG-2009	16:36:54	9212015	A9G300212	H1
29	LG90C	1	03-AUG-2009	16:38:01	9212015	A9G300215	H1
30	LHAFH	1	03-AUG-2009	16:39:18	9212015	A9G300215	H1
31	LG95JF	1	03-AUG-2009	16:40:44	9212015	9G30230	H1
32	LG90R	1	03-AUG-2009	16:41:51	9212015	A9G300215	H1
33	LG95L	1	03-AUG-2009	16:43:26	9212015	9G30230	H1
34	CK2CCV	1	03-AUG-2009	16:44:34			H1
35	CK1CCB	1	03-AUG-2009	16:45:51			H1
36	LG9GT	1	03-AUG-2009	16:46:58	9212015	A9G300143	H1
37	LG95J	1	03-AUG-2009	16:48:07	9212015	9G30230	H1
38	LHAE1	1	03-AUG-2009	16:49:12	9212015	A9G300212	H1
39	LG949	1	03-AUG-2009	16:50:17	9212015	9G30230	H1
40	LG949F	1	03-AUG-2009	16:51:22	9212015	9G30230	H1
41	LG95LF	1	03-AUG-2009	16:52:28	9212015	9G30230	H1
42	LG9G5F	1	03-AUG-2009	16:53:33	9212015	A9G300146	H1
43	LHAE7	1	03-AUG-2009	16:54:39	9212015	A9G300212	H1
44	LHAE0	1	03-AUG-2009	16:55:50	9212015	A9G300212	H1

(continued)

#	WorkOrder	Dilution	Date	Time	Batch	Lot	Instrument
45	LG9JAF	1	03-AUG-2009	16:57:07	9212015	A9G300154	H1
46	CK2CCV	1	03-AUG-2009	16:58:14			H1
47	CK1CCB	1	03-AUG-2009	16:59:45			H1
48	LG89KBT	1	03-AUG-2009	17:00:54	9215013	A9G300000	H1
49	LHE4GBT	1	03-AUG-2009	17:02:22	9215013	A9H030000	H1
50	LHE4GCT	1	03-AUG-2009	17:03:32	9215013	A9H030000	H1
51	LG8CKT	1	03-AUG-2009	17:04:41	9215013	A9G290236	H1
52	LG8CKST	1	03-AUG-2009	17:05:46	9215013	A9G290236	H1
53	LG8CKDT	1	03-AUG-2009	17:07:12	9215013	A9G290236	H1
54	LHE4QB	1	03-AUG-2009	17:08:20	9215017	A9H030000	H1
55	LHE4QC	1	03-AUG-2009	17:09:29	9215017	A9H030000	H1
56	LHCWA	1	03-AUG-2009	17:10:37	9215017	A9G310183	H1
57	LHCWAS	1	03-AUG-2009	17:11:47	9215017	A9G310183	H1
58	CK2CCV	1	03-AUG-2009	17:13:13			H1
59	CK1CCB	1	03-AUG-2009	17:14:18			H1
60	LHCWAD	1	03-AUG-2009	17:15:36	9215017	A9G310183	H1
61	LHDAJ	1	03-AUG-2009	17:16:45	9215017	A9G310219	H1
62	LHDA7	1	03-AUG-2009	17:17:53	9215017	A9G310223	H1
63	LHCTV	1	03-AUG-2009	17:19:14	9215017	A9G310176	H1
64	LHDCJ	1	03-AUG-2009	17:20:21	9215017	A9G310223	H1
65	LHDDH	1	03-AUG-2009	17:21:28	9215017	A9G310229	H1
66	LHDCH	1	03-AUG-2009	17:22:37	9215017	A9G310223	H1
67	LHE4TB	1	03-AUG-2009	17:23:43	9215018	A9H030000	H1
68	LHE4TC	1	03-AUG-2009	17:25:19	9215018	A9H030000	H1
69	LHDK6	1	03-AUG-2009	17:26:31	9215018	A9G310253	H1
70	CK2CCV	1	03-AUG-2009	17:27:47			H1
71	CK1CCB	1	03-AUG-2009	17:28:52			H1
72	LHDK6S	1	03-AUG-2009	17:29:58	9215018	A9G310253	H1
73	LHDK6D	1	03-AUG-2009	17:31:03	9215018	A9G310253	H1
74	LHCQ7	1	03-AUG-2009	17:32:31	9215018	A9G310161	H1
75	LHEGA	1	03-AUG-2009	17:33:41	9215018	A9H010121	H1
76	LHDC4F	1	03-AUG-2009	17:35:00	9215018	A9G310224	H1
77	LHELN	1	03-AUG-2009	17:36:10	9215018	A9H010133	H1
78	LHEGE	1	03-AUG-2009	17:37:18	9215018	A9H010121	H1
79	LHDC0F	1	03-AUG-2009	17:38:27	9215018	A9G310224	H1
80	LHEGF	1	03-AUG-2009	17:39:47	9215018	A9H010121	H1
81	LHDCLF	1	03-AUG-2009	17:41:16	9215018	A9G310224	H1
82	CK2CCV	1	03-AUG-2009	17:42:37			H1
83	CK1CCB	1	03-AUG-2009	17:43:43			H1
84	LHDMA	1	03-AUG-2009	17:44:50	9215018	A9G310253	H1
85	LHDLX	1	03-AUG-2009	17:45:58	9215018	A9G310253	H1
86	LHELW	1	03-AUG-2009	17:47:05			H1
87	LHCTA	1	03-AUG-2009	17:48:11	9215018	A9G310173	H1
88	LHDCWF	1	03-AUG-2009	17:49:31	9215018	A9G310224	H1

(continued)

: Instrument Upload Run Log - Page 3 :
: Started Wed Aug 5 05:45:19 2009 by TOTHR :
: Data File: UPL$CAN_DATA_ROOT:<LHG>HG10803C.PRN;1 :

#	WorkOrder	Dilution	Date	Time	Batch	Lot	Instrument
89	LHDC2F	1	03-AUG-2009	17:50:41	9215018	A9G310224	H1
90	LHDLL	1	03-AUG-2009	17:52:00	9215018	A9G310253	H1
91	LHDLK	1	03-AUG-2009	17:53:16	9215018	A9G310253	H1
92	LHEGG	1	03-AUG-2009	17:54:23	9215018	A9H010121	H1
93	LHDNV	1	03-AUG-2009	17:55:31	9215018	A9G310262	H1
94	CK2CCV	1	03-AUG-2009	17:56:48			H1
95	CK1CCB	1	03-AUG-2009	17:57:53			H1

End of Report

```
:       Instrument Upload                                    Run Log - Page  1 :
:       Started Thu Aug  6 05:34:27 2009 by TOTHR                              :
:       Data File: UPL$CAN_DATA_ROOT:<LHG>HG10805A.PRN;1                       :
```

#	WorkOrder	Dilution	Date	Time	Batch	Lot	Instrument
1	STD1REP1	1	05-AUG-2009	12:07:58			H1
2	STD2REP1	1	05-AUG-2009	12:09:43			H1
3	STD3REP1	1	05-AUG-2009	12:10:53			H1
4	STD4REP1	1	05-AUG-2009	12:12:01			H1
5	STD5REP1	1	05-AUG-2009	12:13:07			H1
6	STD6REP1	1	05-AUG-2009	12:14:18			H1
7	CK5ICV	1	05-AUG-2009	12:15:43			H1
8	CK4ICB	1	05-AUG-2009	12:16:58			H1
9	CK3CRA\MRL	1	05-AUG-2009	12:18:04			H1
10	CK2CCV	1	05-AUG-2009	12:19:10			H1
11	CK1CCB	1	05-AUG-2009	12:20:15			H1
12	LG9TX	1	05-AUG-2009	12:21:19	9212014	A9G300201	H1
13	LG9RW	20	05-AUG-2009	12:22:25	9212014	A9G300201	H1
14	LHDNV	1	05-AUG-2009	12:23:29	9215018	A9G310262	H1
15	LHFHGBT	1	05-AUG-2009	12:24:44	9216011	A9H030000	H1
16	LHF4JBT	1	05-AUG-2009	12:25:49	9216011	A9H040000	H1
17	LHF4JCT	1	05-AUG-2009	12:26:54	9216011	A9H040000	H1
18	LHDDAT	1	05-AUG-2009	12:27:59	9216011	A9G310229	H1
19	LHDDATS	1	05-AUG-2009	12:29:16	9216011	A9G310229	H1
20	LHDDATD	1	05-AUG-2009	12:30:23	9216011	A9G310229	H1
21	LHF40B	1	05-AUG-2009	12:31:29	9216017	A9H040000	H1
22	CK2CCV	1	05-AUG-2009	12:32:37			H1
23	CK1CCB	1	05-AUG-2009	12:33:48			H1
24	LHF40C	1	05-AUG-2009	12:34:59	9216017	A9H040000	H1
25	LG7GE	1	05-AUG-2009	12:36:06	9216017	9G28134	H1
26	LG7GES	1	05-AUG-2009	12:37:12	9216017	9G28134	H1
27	LG7GED	1	05-AUG-2009	12:38:19	9216017	9G28134	H1
28	LG5T5	1	05-AUG-2009	12:39:24	9216017	9G28134	H1
29	LG5VD	1	05-AUG-2009	12:40:39	9216017	9G28134	H1
30	LG5T2	1	05-AUG-2009	12:41:46	9216017	9G28134	H1
31	LG5T4	1	05-AUG-2009	12:42:51	9216017	9G28134	H1
32	LG5T3	1	05-AUG-2009	12:43:58	9216017	9G28134	H1
33	LG7FX	1	05-AUG-2009	12:45:14	9216017	9G28134	H1
34	CK2CCV	1	05-AUG-2009	12:46:23			H1
35	CK1CCB	1	05-AUG-2009	12:47:30			H1
36	LG7GH	1	05-AUG-2009	12:48:49	9216017	9G28134	H1
37	LG7GA	1	05-AUG-2009	12:50:14	9216017	9G28134	H1
38	LG5T7	1	05-AUG-2009	12:51:20	9216017	9G28134	H1
39	LG5VC	1	05-AUG-2009	12:52:25	9216017	9G28134	H1
40	LG5T8	1	05-AUG-2009	12:53:34	9216017	9G28134	H1
41	LHF4WB	1	05-AUG-2009	12:54:41	9216016	A9H040000	H1
42	LHF4WC	1	05-AUG-2009	12:56:06	9216016	A9H040000	H1
43	LHEFC	1	05-AUG-2009	12:57:11	9216016	9G30230	H1
44	LHEFCX	1	05-AUG-2009	12:58:26	9216016	9G30230	H1

---------- (continued) ----------

#	WorkOrder	Dilution	Date	Time	Batch	Lot	Instrument
45	LHEFCS	1	05-AUG-2009	12:59:34	9216016	9G30230	H1
46	CK2CCV	1	05-AUG-2009	13:00:41			H1
47	CK1CCB	1	05-AUG-2009	13:02:21			H1
48	LHEFCF	1	05-AUG-2009	13:03:26	9216016	9G30230	H1
49	LHEFF	1	05-AUG-2009	13:04:42	9216016	9G30230	H1
50	LHEFFF	1	05-AUG-2009	13:06:00	9216016	9G30230	H1
51	LHCVA	1	05-AUG-2009	13:07:06	9216016	9G30230	H1
52	LHCVAF	1	05-AUG-2009	13:08:13	9216016	9G30230	H1
53	LHEFE	1	05-AUG-2009	13:09:29	9216016	9G30230	H1
54	LHEFEF	1	05-AUG-2009	13:10:35	9216016	9G30230	H1
55	LHCXD	1	05-AUG-2009	13:11:41	9216016	9G30230	H1
56	LHCXDF	1	05-AUG-2009	13:12:52	9216016	9G30230	H1
57	LHCXE	1	05-AUG-2009	13:13:59	9216016	9G30230	H1
58	CK2CCV	1	05-AUG-2009	13:15:15			H1
59	CK1CCB	1	05-AUG-2009	13:16:30			H1
60	LHCXEF	1	05-AUG-2009	13:17:39	9216016	9G30230	H1
61	LHFF3F	1	05-AUG-2009	13:18:47	9216016	A9H030118	H1
62	LHFHC	1	05-AUG-2009	13:19:53	9216016	A9H030123	H1
63	LHF42B	1	05-AUG-2009	13:21:05	9216019	A9H040000	H1
64	LHF42C	1	05-AUG-2009	13:22:14	9216019	A9H040000	H1
65	LG7JX	1	05-AUG-2009	13:23:23	9216019	9G28139	H1
66	LG7JXS	1	05-AUG-2009	13:24:30	9216019	9G28139	H1
67	LG7JXD	1	05-AUG-2009	13:25:37	9216019	9G28139	H1
68	LG7JXF	1	05-AUG-2009	13:26:56	9216019	9G28139	H1
69	LG7JXFS	1	05-AUG-2009	13:28:01	9216019	9G28139	H1
70	CK2CCV	1	05-AUG-2009	13:29:09			H1
71	CK1CCB	1	05-AUG-2009	13:30:16			H1
72	LG7JXFD	1	05-AUG-2009	13:31:24	9216019	9G28139	H1
73	LG7JP	1	05-AUG-2009	13:32:34	9216019	9G28139	H1
74	LG7JPF	1	05-AUG-2009	13:33:41	9216019	9G28139	H1
75	LG7J1	1	05-AUG-2009	13:34:48	9216019	9G28139	H1
76	LG7J1F	1	05-AUG-2009	13:35:59	9216019	9G28139	H1
77	LG5V3	1	05-AUG-2009	13:37:07	9216019	9G28139	H1
78	LG5V3F	1	05-AUG-2009	13:38:13	9216019	9G28139	H1
79	CK2CCV	1	05-AUG-2009	13:39:29			H1
80	CK1CCB	1	05-AUG-2009	13:40:36			H1
81	CK2CCV	1	05-AUG-2009	14:40:56			H1
82	CK1CCB	1	05-AUG-2009	14:42:35			H1
83	LHHV6B	1	05-AUG-2009	14:44:11	9217012	A9H050000	H1
84	LHHV6C	1	05-AUG-2009	14:45:17	9217012	A9H050000	H1
85	LHGNF	1	05-AUG-2009	14:46:25	9217012	A9H040151	H1
86	LHGNFS	1	05-AUG-2009	14:47:31	9217012	A9H040151	H1
87	LHGNFD	1	05-AUG-2009	14:48:45	9217012	A9H040151	H1
88	LHGNFF	1	05-AUG-2009	14:50:00	9217012	A9H040151	H1

(continued)

#	WorkOrder	Dilution	Date	Time	Batch	Lot	Instrument
89	LHG1KBT	1	05-AUG-2009	14:51:17	9217015	A9H040000	H1
90	LHHWDBT	1	05-AUG-2009	14:52:25	9217015	A9H050000	H1
91	LHHWDCT	1	05-AUG-2009	14:53:31	9217015	A9H050000	H1
92	LG87RT	1	05-AUG-2009	14:54:38	9217015	A9G300109	H1
93	CK2CCV	1	05-AUG-2009	14:55:53			H1
94	CK1CCB	1	05-AUG-2009	14:56:58			H1
95	LG87RTS	1	05-AUG-2009	14:58:09	9217015	A9G300109	H1
96	LG87RTD	1	05-AUG-2009	14:59:25	9217015	A9G300109	H1
97	LG95AT	1	05-AUG-2009	15:00:35	9217015	A9G300233	H1
98	LG95KT	1	05-AUG-2009	15:01:43	9217015	A9G300233	H1
99	LG95CT	1	05-AUG-2009	15:02:57	9217015	A9G300233	H1
100	LG974T	1	05-AUG-2009	15:04:02	9217015	A9G300233	H1
101	LG941T	1	05-AUG-2009	15:05:12	9217015	A9G300233	H1
102	LG95DT	1	05-AUG-2009	15:06:22	9217015	A9G300233	H1
103	LG948T	1	05-AUG-2009	15:07:38	9217015	A9G300233	H1
104	LG95ET	1	05-AUG-2009	15:08:44	9217015	A9G300233	H1
105	CK2CCV	1	05-AUG-2009	15:09:49			H1
106	CK1CCB	1	05-AUG-2009	15:10:54			H1
107	LHFD4T	1	05-AUG-2009	15:12:02	9217015	A9H030112	H1
108	LG975T	1	05-AUG-2009	15:13:08	9217015	A9G300233	H1
109	LG967T	1	05-AUG-2009	15:14:23	9217015	A9G300233	H1
110	LG95PT	1	05-AUG-2009	15:15:27	9217015	A9G300233	H1
111	LG97FT	1	05-AUG-2009	15:16:32	9217015	A9G300233	H1
112	CK2CCV	1	05-AUG-2009	15:17:41			H1
113	CK1CCB	1	05-AUG-2009	15:18:57			H1

End of Report

#	WorkOrder	Dilution	Date	Time	Batch	Lot	Instrument
1	STD1	1	03-AUG-2009	13:40:13			I8
2	STD2	1	03-AUG-2009	13:44:17			I8
3	STD3	1	03-AUG-2009	13:47:48			I8
4	STD4	1	03-AUG-2009	13:52:43			I8
5	ICV	1	03-AUG-2009	13:56:47			I8
6	ICB	1	03-AUG-2009	14:02:18			I8
7	CRI	1	03-AUG-2009	14:05:49			I8
8	CRI	1	03-AUG-2009	14:09:56			I8
9	ICSA	1	03-AUG-2009	14:14:02			I8
10	ICSAB	1	03-AUG-2009	14:17:28			I8
11	CCV	1	03-AUG-2009	14:23:14			I8
12	CCB	1	03-AUG-2009	14:28:05			I8
13	CCV	1	03-AUG-2009	14:31:04			I8
14	CCB	1	03-AUG-2009	14:36:48			I8
15	LGW7GC	1	03-AUG-2009	14:39:51	9204023	A9G230000	I8
16	LGWGP	5	03-AUG-2009	14:44:58	9204023	A9G220232	I8
17	LG1DFB	1	03-AUG-2009	14:49:05	9205022	A9G240000	I8
18	LG1DFC	1	03-AUG-2009	14:52:45	9205022	A9G240000	I8
19	LGX2V	10	03-AUG-2009	14:58:06	9205022	A9G230172	I8
20	LGX2VS	10	03-AUG-2009	15:02:10	9205022	A9G230172	I8
21	LGX2VD	10	03-AUG-2009	15:06:14	9205022	A9G230172	I8
22	LGX21	10	03-AUG-2009	15:10:19	9205022	A9G230172	I8
23	LGX23	10	03-AUG-2009	15:14:30	9205022	A9G230172	I8
24	LGX24	10	03-AUG-2009	15:18:34	9205022	A9G230172	I8
25	CCV	1	03-AUG-2009	15:22:38			I8
26	CCB	1	03-AUG-2009	15:27:58			I8
27	LGX24L	50	03-AUG-2009	15:32:02			I8
28	LGX25	10	03-AUG-2009	15:36:07	9205022	A9G230172	I8
29	LGX26	10	03-AUG-2009	15:40:11	9205022	A9G230172	I8
30	LGPPGB	1	03-AUG-2009	15:44:13	9201017	A9G200000	I8
31	LGPPGC	1	03-AUG-2009	15:48:15	9201017	A9G200000	I8
32	LGNEH	1	03-AUG-2009	15:53:35	9201017	9G16109	I8
33	LGNEHL	1	03-AUG-2009	15:57:38			I8
34	LGNEHX	1	03-AUG-2009	16:01:41	9201017	9G16109	I8
35	LGNEHS	1	03-AUG-2009	16:05:45	9201017	9G16109	I8
36	LGNEW	1	03-AUG-2009	16:11:07	9201017	9G16109	I8
37	CCV	1	03-AUG-2009	16:15:16			I8
38	CCB	1	03-AUG-2009	16:20:44			I8
39	LGNFE	1	03-AUG-2009	16:24:47	9201017	9G16109	I8
40	LGNFK	1	03-AUG-2009	16:28:52	9201017	9G16109	I8
41	LGNGP	1	03-AUG-2009	16:32:59	9201017	9G16109	I8
42	LGXRL	1	03-AUG-2009	16:37:04	9205019	9G21141	I8
43	LGXRLS	1	03-AUG-2009	16:41:10	9205019	9G21141	I8
44	LGXRLD	1	03-AUG-2009	16:46:48	9205019	9G21141	I8

(continued)

#	WorkOrder	Dilution	Date	Time	Batch	Lot	Instrument
45	LGXRR	1	03-AUG-2009	16:53:04	9205019	9G21141	I8
46	LGXRT	1	03-AUG-2009	16:57:05	9205019	9G21141	I8
47	LGXRV	1	03-AUG-2009	17:01:33	9205019	9G21141	I8
48	LGXRW	1	03-AUG-2009	17:05:36	9205019	9G21141	I8
49	CCV	1	03-AUG-2009	17:09:40			I8
50	CCB	1	03-AUG-2009	17:15:32			I8
51	LGXRX	1	03-AUG-2009	17:19:34	9205019	9G21141	I8
52	LGXR0	1	03-AUG-2009	17:23:39	9205019	9G21141	I8
53	LGXR2	1	03-AUG-2009	17:27:43	9205019	9G21141	I8
54	LGXR4	1	03-AUG-2009	17:31:49	9205019	9G21141	I8
55	LGXR6	1	03-AUG-2009	17:35:54	9205019	9G21141	I8
56	LGX8N	1	03-AUG-2009	17:39:58	9205019	A9G230196	I8
57	LGX82	1	03-AUG-2009	17:44:06	9205019	A9G230196	I8
58	LGX86	1	03-AUG-2009	17:48:06	9205019	A9G230196	I8
59	LHE42B	1	03-AUG-2009	17:52:09	9215021	A9H030000	I8
60	LHE42C	1	03-AUG-2009	17:56:13	9215021	A9H030000	I8
61	CCV	1	03-AUG-2009	18:00:36			I8
62	CCB	1	03-AUG-2009	18:05:52			I8
63	LHDX3	1	03-AUG-2009	18:09:54	9215021	A9G310299	I8
64	LG9MX	1	03-AUG-2009	18:13:57	9215021	A9G300178	I8
65	LG9P6	1	03-AUG-2009	18:18:00	9215021	A9G300178	I8
66	LG9QP	1	03-AUG-2009	18:22:04	9215021	A9G300178	I8
67	LG9RJ	1	03-AUG-2009	18:26:08	9215021	A9G300200	I8
68	LG9RX	1	03-AUG-2009	18:30:13	9215021	A9G300200	I8
69	LG9TE	1	03-AUG-2009	18:34:18	9215021	A9G300200	I8
70	LG9TT	1	03-AUG-2009	18:38:21	9215021	A9G300200	I8
71	LHC1M	1	03-AUG-2009	18:42:24	9215021	A9G310188	I8
72	LHC1MS	1	03-AUG-2009	18:46:30	9215021	A9G310188	I8
73	CCV	1	03-AUG-2009	18:51:10			I8
74	CCB	1	03-AUG-2009	18:56:34			I8
75	LHC1MD	1	03-AUG-2009	19:00:36	9215021	A9G310188	I8
76	LHC1T	1	03-AUG-2009	19:05:27	9215021	A9G310188	I8
77	LHC10	1	03-AUG-2009	19:09:30	9215021	A9G310188	I8
78	LHC10L	1	03-AUG-2009	19:13:32			I8
79	LG82QB	1	03-AUG-2009	19:17:34	9211016	A9G300000	I8
80	LG82QC	1	03-AUG-2009	19:21:44	9211016	A9G300000	I8
81	LG7G2	1	03-AUG-2009	19:27:17	9211016	A9G290126	I8
82	LG7G2S	1	03-AUG-2009	19:31:21	9211016	A9G290126	I8
83	LG7G2D	1	03-AUG-2009	19:37:07	9211016	A9G290126	I8
84	LG7HA	1	03-AUG-2009	19:43:14	9211016	A9G290126	I8
85	CCV	1	03-AUG-2009	19:47:18			I8
86	CCB	1	03-AUG-2009	19:53:16			I8
87	LG7HT	1	03-AUG-2009	19:57:18	9211016	A9G290131	I8
88	LG7HTF	1	03-AUG-2009	20:01:21	9211016	A9G290131	I8

(continued)

#	WorkOrder	Dilution	Date	Time	Batch	Lot	Instrument
89	LG7JA	1	03-AUG-2009	20:05:26	9211016	A9G290135	I8
90	LG7JF	1	03-AUG-2009	20:09:28	9211016	A9G290135	I8
91	LG7JJ	1	03-AUG-2009	20:13:35	9211016	A9G290135	I8
92	LG7JK	1	03-AUG-2009	20:17:39	9211016	A9G290135	I8
93	LG7JKS	1	03-AUG-2009	20:21:42	9211016	A9G290135	I8
94	LG7JKD	1	03-AUG-2009	20:27:26	9211016	A9G290135	I8
95	LG72Q	1	03-AUG-2009	20:33:43	9211016	A9G290197	I8
96	LG73R	1	03-AUG-2009	20:37:47	9211016	9G29200	I8
97	CCV	1	03-AUG-2009	20:41:49			I8
98	CCB	1	03-AUG-2009	20:47:53			I8
99	LG73RF	1	03-AUG-2009	20:52:00	9211016	9G29200	I8
100	LG730	1	03-AUG-2009	20:56:07	9211016	9G29200	I8
101	LG730F	1	03-AUG-2009	21:00:19	9211016	9G29200	I8
102	LG733	1	03-AUG-2009	21:04:22	9211016	9G29200	I8
103	LG733F	1	03-AUG-2009	21:08:28	9211016	9G29200	I8
104	LG733FL	1	03-AUG-2009	21:12:30			I8
105	LGW7QB	1	03-AUG-2009	21:16:36	9204029	A9G230000	I8
106	LGW7QC	1	03-AUG-2009	21:20:44	9204029	A9G230000	I8
107	LGVWQ	1	03-AUG-2009	21:25:45	9204029	A9G220161	I8
108	LGVWQS	1	03-AUG-2009	21:29:48	9204029	A9G220161	I8
109	CCV	1	03-AUG-2009	21:35:51			I8
110	CCB	1	03-AUG-2009	21:42:00			I8
111	LGVWQD	1	03-AUG-2009	21:46:03	9204029	A9G220161	I8
112	LGVWT	1	03-AUG-2009	21:52:16	9204029	A9G220161	I8
113	LGVWV	1	03-AUG-2009	21:56:22	9204029	A9G220161	I8
114	LGVWW	1	03-AUG-2009	22:00:28	9204029	A9G220161	I8
115	LGVWX	1	03-AUG-2009	22:04:33	9204029	A9G220161	I8
116	LGVW1	1	03-AUG-2009	22:08:41	9204029	A9G220161	I8
117	LGVW1L	1	03-AUG-2009	22:12:46			I8
118	LGW7WB	1	03-AUG-2009	22:16:50	9204033	A9G230000	I8
119	LGW7WC	1	03-AUG-2009	22:20:54	9204033	A9G230000	I8
120	LGVVM	1	03-AUG-2009	22:26:05	9204033	A9G220161	I8
121	CCV	1	03-AUG-2009	22:30:14			I8
122	CCB	1	03-AUG-2009	22:36:05			I8
123	LGVVMS	1	03-AUG-2009	22:40:09	9204033	A9G220161	I8
124	LGVVMD	1	03-AUG-2009	22:46:01	9204033	A9G220161	I8
125	LGVVP	1	03-AUG-2009	22:52:20	9204033	A9G220161	I8
126	LGVVR	1	03-AUG-2009	22:56:24	9204033	A9G220161	I8
127	LGVVW	1	03-AUG-2009	23:00:30	9204033	A9G220161	I8
128	LGVV0	1	03-AUG-2009	23:04:35	9204033	A9G220161	I8
129	LGVV1	1	03-AUG-2009	23:08:39	9204033	A9G220161	I8
130	LGVV3	1	03-AUG-2009	23:12:43	9204033	A9G220161	I8
131	LGVV5	1	03-AUG-2009	23:16:47	9204033	A9G220161	I8
132	LGVV6	1	03-AUG-2009	23:20:51	9204033	A9G220161	I8

(continued)

#	WorkOrder	Dilution	Date	Time	Batch	Lot	Instrument
1	STD1	1	04-AUG-2009	09:22:49			I8
2	STD2	1	04-AUG-2009	09:25:47			I8
3	STD3	1	04-AUG-2009	09:29:07			I8
4	STD4	1	04-AUG-2009	09:32:50			I8
5	ICV	1	04-AUG-2009	09:37:34			I8
6	ICB	1	04-AUG-2009	09:43:46			I8
7	CRI	1	04-AUG-2009	09:47:50	Rerun below		I8
8	ICSA	1	04-AUG-2009	09:51:56			I8
9	ICSAB	1	04-AUG-2009	09:56:05			I8
10	CCV	1	04-AUG-2009	10:02:07			I8
11	CCB	1	04-AUG-2009	10:08:25			I8
12	CRI	1	04-AUG-2009	10:11:40			I8
13	CCV	1	04-AUG-2009	10:15:43			I8
14	CCB	1	04-AUG-2009	10:21:44			I8
15	LGPPGB	1	04-AUG-2009	10:24:56	9201017	A9G200000	I8
16	LGPPGC	1	04-AUG-2009	10:27:58	9201017	A9G200000	I8
17	LGNEH	1	04-AUG-2009	10:32:14	9201017	9G16109	I8
18	LGNEHL	1	04-AUG-2009	10:36:21			I8
19	LGNEHX	1	04-AUG-2009	10:40:25	9201017	9G16109	I8
20	LGNEHS	1	04-AUG-2009	10:44:29	9201017	9G16109	I8
21	LGNEW	1	04-AUG-2009	10:48:38	9201017	9G16109	I8
22	LGNFE	1	04-AUG-2009	10:52:44	9201017	9G16109	I8
23	LGNFK	1	04-AUG-2009	10:56:20	9201017	9G16109	I8
24	LGNGP	1	04-AUG-2009	11:00:26	9201017	9G16109	I8
25	CCV	1	04-AUG-2009	11:04:31			I8
26	CCB	1	04-AUG-2009	11:08:39			I8
27	LG82QB	1	04-AUG-2009	11:12:43	9211016	A9G300000	I8
28	LG82QC	1	04-AUG-2009	11:16:49	9211016	A9G300000	I8
29	LG73R	10	04-AUG-2009	11:21:05	9211016	9G29200	I8
30	LG73RF	10	04-AUG-2009	11:24:32	9211016	9G29200	I8
31	LG730	10	04-AUG-2009	11:28:34	9211016	9G29200	I8
32	LG730F	10	04-AUG-2009	11:32:38	9211016	9G29200	I8
33	LG733	1	04-AUG-2009	11:36:40	9211016	9G29200	I8
34	LG733F	1	04-AUG-2009	11:39:54	9211016	9G29200	I8
35	LG733FL	1	04-AUG-2009	11:43:33			I8
36	LGVWN	1	04-AUG-2009	11:47:37	9204033	A9G220161	I8
37	CCV	1	04-AUG-2009	11:51:46			I8
38	CCB	1	04-AUG-2009	11:56:44			I8
39	LGW7TB	1	04-AUG-2009	11:59:47	9204031	A9G230000	I8
40	LGW7TC	1	04-AUG-2009	12:02:51	9204031	A9G230000	I8
41	LGVTL	1	04-AUG-2009	12:07:03	9204031	A9G220161	I8
42	LGVT0	1	04-AUG-2009	12:11:08	9204031	A9G220161	I8
43	LGVVE	1	04-AUG-2009	12:15:15	9204031	A9G220161	I8
44	LGVVL	1	04-AUG-2009	12:19:18	9204031	A9G220161	I8

(continued)

Instrument Upload
Started Fri Aug 7 04:52:02 2009 by DAVIESB
Data File: UPL$CAN_DATA_ROOT:<REP>I80806A.CSV;1

#	WorkOrder	Dilution	Date	Time	Batch	Lot	Instrument
1	STD1	1	06-AUG-2009	09:36:24			I8
2	STD2	1	06-AUG-2009	09:40:24			I8
3	STD3	1	06-AUG-2009	09:43:58			I8
4	STD4	1	06-AUG-2009	09:48:35			I8
5	ICV	1	06-AUG-2009	09:54:13			I8
6	ICB	1	06-AUG-2009	10:00:27			I8
7	CRI	1	06-AUG-2009	10:04:33			I8
8	ICSA	1	06-AUG-2009	10:08:37			I8
9	ICSAB	1	06-AUG-2009	10:12:45			I8
10	CCV	1	06-AUG-2009	10:23:06			I8
11	CCB	1	06-AUG-2009	10:29:21			I8
12	LHHWKB	1	06-AUG-2009	10:33:22	9217018	A9H050000	I8
13	LHHWKC	1	06-AUG-2009	10:37:22	9217018	A9H050000	I8
14	LHHMV	1	06-AUG-2009	10:43:37	9217018	A9H040259	I8
15	LHHM6	1	06-AUG-2009	10:47:40	9217018	A9H040261	I8
16	LHHM6S	1	06-AUG-2009	10:50:37	9217018	A9H040261	I8
17	LHHM6D	1	06-AUG-2009	10:55:42	9217018	A9H040261	I8
18	LHHNE	1	06-AUG-2009	11:01:57	9217018	A9H040261	I8
19	LHHNEL	1	06-AUG-2009	11:06:00			I8
20	LG51R	20	06-AUG-2009	11:11:41	9210018	A9G280152	I8
21	LG51RL	1	06-AUG-2009	11:16:22			I8
22	CCV	1	06-AUG-2009	11:21:58			I8
23	CCB	1	06-AUG-2009	11:28:13			I8
24	LHHV6B	1	06-AUG-2009	11:31:21	9217012	A9H050000	I8
25	LHHV6C	1	06-AUG-2009	11:34:34	9217012	A9H050000	I8
26	LHGNF	1	06-AUG-2009	11:39:59	9217012	A9H040151	I8
27	LHGNFF	1	06-AUG-2009	11:43:59	9217012	A9H040151	I8
28	LHGNFS	1	06-AUG-2009	11:48:09	9217012	A9H040151	I8
29	LHGNFD	1	06-AUG-2009	11:53:30	9217012	A9H040151	I8
30	LHGGK	1	06-AUG-2009	11:59:13	9217012	9H04120	I8
31	LHGGKL	1	06-AUG-2009	12:03:15			I8
32	LHA7EB	1	06-AUG-2009	12:07:16	9212015	A9G310000	I8
33	LHA7EC	1	06-AUG-2009	12:11:22	9212015	A9G310000	I8
34	CCV	1	06-AUG-2009	12:16:37			I8
35	CCB	1	06-AUG-2009	12:22:29			I8
36	LG9GT	1	06-AUG-2009	12:26:30	9212015	A9G300143	I8
37	LG9GTF	1	06-AUG-2009	12:30:32	9212015	A9G300143	I8
38	LG9G5F	1	06-AUG-2009	12:34:36	9212015	A9G300146	I8
39	LG9W9	1	06-AUG-2009	12:38:39	9212015	A9G300212	I8
40	LG9W9S	1	06-AUG-2009	12:42:42	9212015	A9G300212	I8
41	LG9W9D	1	06-AUG-2009	12:48:44	9212015	A9G300212	I8
42	LHAE0	1	06-AUG-2009	12:55:00	9212015	A9G300212	I8
43	LHAE1	1	06-AUG-2009	12:59:01	9212015	A9G300212	I8
44	LHAE7	1	06-AUG-2009	13:03:06	9212015	A9G300212	I8

(continued)

#	WorkOrder	Dilution	Date	Time	Batch	Lot	Instrument
45	LG90C	1	06-AUG-2009	13:07:07	9212015	A9G300215	I8
46	CCV	1	06-AUG-2009	13:11:08			I8
47	CCB	1	06-AUG-2009	13:17:00			I8
48	LG90R	1	06-AUG-2009	13:19:56	9212015	A9G300215	I8
49	LHAFH	1	06-AUG-2009	13:23:58	9212015	A9G300215	I8
50	LG949	1	06-AUG-2009	13:28:01	9212015	9G30230	I8
51	LG949F	1	06-AUG-2009	13:32:02	9212015	9G30230	I8
52	LG95J	1	06-AUG-2009	13:36:13	9212015	9G30230	I8
53	LG95JF	1	06-AUG-2009	13:40:17	9212015	9G30230	I8
54	LG95L	1	06-AUG-2009	13:44:25	9212015	9G30230	I8
55	LG95LF	1	06-AUG-2009	13:48:25	9212015	9G30230	I8
56	LG95LFL	1	06-AUG-2009	13:52:26			I8
57	LHHNE	20	06-AUG-2009	13:56:30	9217018	A9H040261	I8
58	CCV	1	06-AUG-2009	14:00:31			I8
59	CCB	1	06-AUG-2009	14:06:06			I8
60	LHHNEL	100	06-AUG-2009	14:10:09			I8
61	LHHM6D	1	06-AUG-2009	14:14:09	9217018	A9H040261	I8
62	LHF4WB	1	06-AUG-2009	14:19:34	9216016	A9H040000	I8
63	LHF4WC	1	06-AUG-2009	14:23:36	9216016	A9H040000	I8
64	LHFF3F	1	06-AUG-2009	14:29:25	9216016	A9H030118	I8
65	LHFHC	1	06-AUG-2009	14:33:26	9216016	A9H030123	I8
66	LHFHCF	1	06-AUG-2009	14:37:28	9216016	A9H030123	I8
67	LHCVA	1	06-AUG-2009	14:41:31	9216016	9G30230	I8
68	LHCVAF	1	06-AUG-2009	14:45:32	9216016	9G30230	I8
69	LHCXD	1	06-AUG-2009	14:49:33	9216016	9G30230	I8
70	CCV	1	06-AUG-2009	14:53:38			I8
71	CCB	1	06-AUG-2009	14:58:30			I8
72	LHCXDF	1	06-AUG-2009	15:02:36	9216016	9G30230	I8
73	LHCXE	1	06-AUG-2009	15:06:45	9216016	9G30230	I8
74	LHCXEF	1	06-AUG-2009	15:10:44	9216016	9G30230	I8
75	LHEFC	1	06-AUG-2009	15:14:45	9216016	9G30230	I8
76	LHEFCF	1	06-AUG-2009	15:18:47	9216016	9G30230	I8
77	LHEFCX	1	06-AUG-2009	15:22:47	9216016	9G30230	I8
78	LHEFCS	1	06-AUG-2009	15:26:53	9216016	9G30230	I8
79	LHEFE	1	06-AUG-2009	15:33:01	9216016	9G30230	I8
80	LHEFEF	1	06-AUG-2009	15:37:02	9216016	9G30230	I8
81	LHEFF	1	06-AUG-2009	15:41:07	9216016	9G30230	I8
82	CCV	1	06-AUG-2009	15:45:16			I8
83	CCB	1	06-AUG-2009	15:51:04			I8
84	LHEFFF	1	06-AUG-2009	15:55:03	9216016	9G30230	I8
85	LHEFFFL	1	06-AUG-2009	15:59:03			I8
86	LHK55B	1	06-AUG-2009	16:03:03	9218075	A9H060000	I8
87	LHK55C	1	06-AUG-2009	16:07:03	9218075	A9H060000	I8
88	LG1KWR	1	06-AUG-2009	16:13:06	9218075	9G21141	I8

(continued)

#	WorkOrder	Dilution	Date	Time	Batch	Lot	Instrument
89	LG1KWS	1	06-AUG-2009	16:17:12	9208014	9G21141	I8
90	LG1KWD	1	06-AUG-2009	16:23:26	9208014	9G21141	I8
91	LG1K2R	1	06-AUG-2009	16:29:42	9218075	9G21141	I8
92	LG1K3R	1	06-AUG-2009	16:33:43	9218075	9G21141	I8
93	LG1K4R	1	06-AUG-2009	16:37:44	9218075	9G21141	I8
94	CCV	1	06-AUG-2009	16:41:45			I8
95	CCB	1	06-AUG-2009	16:47:52			I8
96	LG1K6R	1	06-AUG-2009	16:51:52	9218075	9G21141	I8
97	LHF4QB	1	06-AUG-2009	16:55:54	9216014	A9H040000	I8
98	LHF4QC	1	06-AUG-2009	16:59:58	9216014	A9H040000	I8
99	LHECL	1	06-AUG-2009	17:05:49	9216014	A9H010102	I8
100	LHECN	1	06-AUG-2009	17:09:59	9216014	A9H010102	I8
101	LHECP	1	06-AUG-2009	17:13:59	9216014	A9H010102	I8
102	LHECPL	1	06-AUG-2009	17:18:03			I8
103	LHECPS	1	06-AUG-2009	17:22:02	9216014	A9H010102	I8
104	LHECPD	1	06-AUG-2009	17:27:48	9216014	A9H010102	I8
105	LHECR	1	06-AUG-2009	17:34:03	9216014	A9H010102	I8
106	CCV	1	06-AUG-2009	17:38:05			I8
107	CCB	1	06-AUG-2009	17:44:14			I8
108	LHECRF	1	06-AUG-2009	17:48:17	9216014	A9H010102	I8
109	LHECW	1	06-AUG-2009	17:52:17	9216014	A9H010102	I8
110	LHEC0	1	06-AUG-2009	17:56:25	9216014	A9H010102	I8
111	LHEC1	1	06-AUG-2009	18:00:27	9216014	A9H010102	I8
112	LHEC6	1	06-AUG-2009	18:04:38	9216014	A9H010102	I8
113	LHEC8	1	06-AUG-2009	18:08:39	9216014	A9H010102	I8
114	LHEC9	1	06-AUG-2009	18:12:40	9216014	A9H010102	I8
115	LHEDC	1	06-AUG-2009	18:16:39	9216014	A9H010102	I8
116	LHEDD	1	06-AUG-2009	18:20:40	9216014	A9H010102	I8
117	LHEDE	1	06-AUG-2009	18:24:41	9216014	A9H010102	I8
118	CCV	1	06-AUG-2009	18:28:44			I8
119	CCB	1	06-AUG-2009	18:34:24			I8
120	LHEDF	1	06-AUG-2009	18:38:24	9216014	A9H010102	I8
121	LHEDG	1	06-AUG-2009	18:42:24	9216014	A9H010102	I8
122	LHEDJ	1	06-AUG-2009	18:46:26	9216014	A9H010102	I8
123	LHF42B	1	06-AUG-2009	18:50:38	9216019	A9H040000	I8
124	LHF42C	1	06-AUG-2009	18:54:40	9216019	A9H040000	I8
125	LG5V3	1	06-AUG-2009	19:00:23	9216019	9G28139	I8
126	LG5V3F	1	06-AUG-2009	19:04:32	9216019	9G28139	I8
127	LG7JP	1	06-AUG-2009	19:08:32	9216019	9G28139	I8
128	LG7JPF	1	06-AUG-2009	19:12:39	9216019	9G28139	I8
129	CCV	1	06-AUG-2009	19:16:39			I8
130	CCB	1	06-AUG-2009	19:22:23			I8
131	LG7JX	1	06-AUG-2009	19:26:21	9216019	9G28139	I8
132	LG7JXS	1	06-AUG-2009	19:30:23	9216019	9G28139	I8

(continued)

Instrument Upload Run Log - Page 1

Started Mon Aug 10 04:46:38 2009 by DAVIESB

Data File: UPL$CAN_DATA_ROOT:<REP>I80807A.CSV;1

#	WorkOrder	Dilution	Date	Time	Batch	Lot	Instrument
				09:49	3LD 8/10/09		
1	STD1	20	07-AUG-2009	~~13:31:33~~	9216016	9G30230	I8
2	STD2	1	07-AUG-2009	09:53:55			I8
3	STD3	1	07-AUG-2009	09:59:26			I8
4	STD4	1	07-AUG-2009	10:05:42			I8
5	ICV	1	07-AUG-2009	10:13:34			I8
6	ICB	1	07-AUG-2009	10:19:38			I8
7	CRI	1	07-AUG-2009	10:22:40			I8
8	ICSA	1	07-AUG-2009	10:26:51			I8
9	ICSAB	1	07-AUG-2009	10:30:00			I8
10	CCV	1	07-AUG-2009	10:35:49			I8
11	CCB	1	07-AUG-2009	10:41:56			I8
12	LHK3VB	1	07-AUG-2009	10:46:04	9218018	A9H060000	I8
13	LHK3VC	1	07-AUG-2009	10:50:08	9218018	A9H060000	I8
14	LHH3C	1	07-AUG-2009	10:55:56	9218018	A9H050108	I8
15	LHH3C	10	07-AUG-2009	11:00:01	9218018	A9H050108	I8
16	LHH3CF	1	07-AUG-2009	11:04:02	9218018	A9H050108	I8
17	LHH3CF	10	07-AUG-2009	11:08:06	9218018	A9H050108	I8
18	LHH31	1	07-AUG-2009	11:12:08	9218018	A9H050108	I8
19	LHH31	10	07-AUG-2009	11:16:10	9218018	A9H050108	I8
20	LHH31F	1	07-AUG-2009	11:20:12	9218018	A9H050108	I8
21	LHH31F	10	07-AUG-2009	11:24:15	9218018	A9H050108	I8
22	CCV	1	07-AUG-2009	11:28:36			I8
23	CCB	1	07-AUG-2009	11:34:48			I8
24	LHH37	1	07-AUG-2009	11:38:50	9218018	A9H050108	I8
25	LHH37	10	07-AUG-2009	11:42:54	9218018	A9H050108	I8
26	LHH37F	1	07-AUG-2009	11:51:53	9218018	A9H050108	I8
27	LHH37F	10	07-AUG-2009	11:55:54	9218018	A9H050108	I8
28	CCV	1	07-AUG-2009	12:02:56			I8
29	CCB	1	07-AUG-2009	12:08:38			I8
30	LHJ94	1	07-AUG-2009	12:12:40	9218018	A9H050250	I8
31	LHJ94S	1	07-AUG-2009	12:16:42	9218018	A9H050250	I8
32	LHJ94D	1	07-AUG-2009	12:22:28	9218018	A9H050250	I8
33	LHJ98	1	07-AUG-2009	12:28:44	9218018	A9H050250	I8
34	LHKAC	1	07-AUG-2009	12:32:47	9218018	A9H050250	I8
35	LHKAD	1	07-AUG-2009	12:36:51	9218018	A9H050250	I8
36	LHK3VB	1	07-AUG-2009	12:43:41	9218018	A9H060000	I8
37	LHK3VC	1	07-AUG-2009	12:47:43	9218018	A9H060000	I8
38	CCV	1	07-AUG-2009	12:52:04			I8
39	CCB	1	07-AUG-2009	12:58:19			I8
40	LHH3CF	10	07-AUG-2009	13:02:21	9218018	A9H050108	I8
41	LHH31F	10	07-AUG-2009	13:06:24	9218018	A9H050108	I8
42	LHH37F	10	07-AUG-2009	13:10:27	9218018	A9H050108	I8
43	CCV	1	07-AUG-2009	13:22:10			I8
44	CCB	1	07-AUG-2009	13:28:01			I8

(continued)

#	WorkOrder	Dilution	Date	Time	Batch	Lot	Instrument
45	LHEFC	20	07-AUG-2009	13:31:33	9216016	9G30230	I8
46	LHEFCF	20	07-AUG-2009	13:35:35	9216016	9G30230	I8
47	LHEFCX	20	07-AUG-2009	13:39:38	9216016	9G30230	I8
48	LHEFCS	20	07-AUG-2009	13:43:40	9216016	9G30230	I8
49	LHEFF	20	07-AUG-2009	13:47:43	9216016	9G30230	I8
50	LHEFFF	20	07-AUG-2009	13:51:48	9216016	9G30230	I8
51	LHEFFFL	100	07-AUG-2009	13:55:57			I8
52	CCV	1	07-AUG-2009	13:59:59			I8
53	CCB	1	07-AUG-2009	14:05:36			I8

End of Report

Tetra Tech NUS **INTERNAL CORRESPONDENCE**

TO: **A. APANAVAGE** **DATE:** **SEPTEMBER 30, 2009**

FROM: **A. COGNETTI** **COPIES:** **DV FILE**

SUBJECT: **ORGANIC DATA VALIDATION-**
VOLATILE ORGANIC COMPOUNDS/SEMI-VOLATILE ORGANIC COMPOUNDS/ORGANIC VOLATILE GASES
LOCKHEED- MIDDLE RIVER CENTER – LIMITED REVIEW
SAMPLE DELIVERY GROUP (SDG) 9H13253

SAMPLES: 14/Aqueous/VOC

MRC-MW48A-081209	MRC-MW60B-081209	MRC-MW73B-081109
MRC-MW74A-081409	MRC-MW76B-081109	MRC-MW78B-081109
MRC-MW79B-081109	MRC-MW83A-081309	MRC-MW84A-081409
MRC-MW85A-081209	MRC-MW86A-081309	MRC-MW86B-081309
TB-081109	TB-081309	

5/Aqueous/SVOC

MRC-MW83A-081309	MRC-MW84A-081409	MRC-MW85A-081209
MRC-MW86A-081309	MRC-MW86B-081309	

2/Aqueous/OVG

MRC-MW48A-081209	MRC-MW60B-081209

Overview

The sample set for LOCKHEED- MIDDLE RIVER CENTER, SDG 9H13253 consists of fourteen (14) aqueous samples. All samples were analyzed for volatile organic compounds (VOC). Five aqueous environmental samples, MRC-MW83A-081309, MRC-MW84A-081409, MRC-MW85A-082109, MRC-MW86A-081309 and MRC-MW86B-081309, were also analyzed for 1,4-dioxane in the semivolatile organic compound (SVOC) fraction. Aqueous samples MRC-MW48A-081209 and MRC-MW60B-081209 were also analyzed for organic volatile gases (OVG).

The samples were collected on August 11-14, 2009 and analyzed by Test America Laboratories, Inc.. Volatile organic compound analyses were conducted in accordance to SW-846 Method 8260B. Semivolatile organic compound analyses for 1,4-dioxane followed SW-846 Method 8270C. OVG analyses followed method RSK SOP-175.

Summary

The data contained in this SDG were validated with regard to the following parameters: data completeness, system performance, holding times, initial / continuing calibrations, laboratory method blank results, compound identification and detection limits.

Areas of concern with respect to data quality are listed below.

Major Problems

- In the volatile initial calibration of instrument A3UX15 on July 21, 2009 and the continuing calibrations on August 20 @11:50 and August 21, 2009 @9:56, tert-butyl alcohol had a mean relative retention factor (RRF) less than the 0.05 quality control criteria. The nondetected results in all samples were qualified as rejected (UR).

Minor Problems

- Laboratory contaminants were detected in the volatile fraction in several trip blanks.

Trip Blank	Contaminant	Maximum Concentration (ug/L)	Action Level (ug/L)	Affected Samples
TB-081109	Acetone	3.0	30.0	MRC-MW73B-081109
				MRC-MW76B-081109
				MRC-MW78B-081109
				MRC-MW79B-081109
				MRC-MW60B-081209
				MRC-MW48A-081209
				MRC-MW85A-081209
TB-081309	Acetone	4.0	40.0	MRC-MW86A-081309
				MRC-MW86B-081309
				MRC-MW83A-081309
				MRC-MW84A-081409
				MRC-MW74A-081409

An action level was 10X the maximum concentration of acetone was used to evaluate samples due to contamination. Positive results less than the action level were qualified (B) as a result of blank contamination. Sample aliquot and dilution factors were taken into account in validation of data. No action was taken on the nondetected results in the affected samples.

Notes

In the continuing calibration on August 21, 2009 @9:56 in the volatile fraction, vinyl acetate had a percent difference (%D) greater than the 25% quality control limit. No action was warranted on the nondetected results in the affected samples MRC-MW48A-081209 and MRC-MW74A-081409.

Samples were diluted in the volatile fraction as follows: MRC-MW48A-081209 (14.29X), MRC-MW60B-081209 (76.92X), MRC-MW73B-081109 (5X), MRC-MW74A-081409 (25X), MRC-MW78B-081109 (33.33X) and MRC-MW79B-081109 (20X).

EXECUTIVE SUMMARY

Laboratory Performance Issues: Tert-butyl alcohol had RRF less than quality control limits in the initial and continuing calibrations. Acetone was detected in the both trip blanks.

Other Factors Affecting Data Quality: None.

The data for these analyses were reviewed with reference to the Region III EPA Functional Guidelines for Organic Data Validation (9/94), and the Department of Defense (DoD) document entitled "Quality Systems Manual (QSM) for Environmental Laboratories" (January 2006).

The text of this report has been formulated to address only those problem areas affecting data quality.

Ann Cognetti

Tetra Tech NUS
Ann Cognetti
Chemist/Data Validator

Joseph Samchuck for

TetraTech NUS
Joseph A. Samchuck
Data Validation Quality Assurance Officer

Attachments:
Appendix A – Qualified Analytical Results
Appendix B – Results as Reported by the Laboratory
Appendix C – Support Documentation

Appendix A

Qualified Analytical Results

Data Validation Qualifier Codes:

A = Lab Blank Contamination
B = Field Blank Contamination
C = Calibration Noncompliance (e.g. % RSDs, %Ds, ICVs, CCVs, RRFs, etc.)
C01 = GC/MS Tuning Noncompliance
D = MS/MSD Recovery Noncompliance
E = LCS/LCSD Recovery Noncompliance
F = Lab Duplicate Imprecision
G = Field Duplicate Imprecision
H = Holding Time Exceedance
I = ICP Serial Dilution Noncompliance
J = GFAA PDS - GFAA MSA's $r < 0.995$
K = ICP Interference - includes ICS % R Noncompliance
L = Instrument Calibration Range Exceedance
M = Sample Preservation Noncompliance
N = Internal Standard Noncompliance
N01 = Internal Standard Recovery Noncompliance Dioxins
N02 = Recovery Standard Noncompliance Dioxins
N03 = Clean-up Standard Noncompliance Dioxins
O = Poor Instrument Performance (e.g. base-line drifting)
P = Uncertainty near detection limit (< 2 x IDL for inorganics and <CRQL for organics)
Q = Other problems (can be any number of issues; e.g. poor chromatography,interferences, etc.)
R = Surrogates Recovery Noncompliance
S = Pesticide/PCB Resolution
T = % Breakdown Noncompliance for DDT and Endrin
U = % Difference between columns/detectors >25% for positive results determined via GC/HPLC
V = Non-linear calibrations; correlation coefficient $r < 0.995$
W = EMPC result
X = Signal to noise response drop
Y = Percent solids <30%
Z = Uncertainty at 2 sigma deviation is greater than sample activity

PROJ_NO: 02221	NSAMPLE	MRC-MW48A-081209			MRC-MW60B-081209			MRC-MW73B-081109			MRC-MW74A-081409		
SDG: 9H13253	LAB_ID	A9H130253007			A9H130253006			A9H130253004			A9H150168006		
FRACTION: OV	SAMP_DATE	8/12/2009			8/12/2009			8/11/2009			8/14/2009		
MEDIA: WATER	QC_TYPE	NM			NM			NM			NM		
	UNITS	UG/L			UG/L			UG/L			UG/L		
	PCT_SOLIDS	.0			.0			.0			.0		
	DUP_OF												
PARAMETER		RESULT	VQL	QLCD	RESULT	VQL	QLCD	RESULT	VQL	QLCD	RESULT	VQL	QLCD
1,1,1,2-TETRACHLOROETHANE		3.3	U		18	U		1.2	U		5.8	U	
1,1,1-TRICHLOROETHANE		3.1	U		17	U		1.1	U		5.5	U	
1,1,2,2-TETRACHLOROETHANE		2.6	U		14	U		0.9	U		4.5	U	
1,1,2-TRICHLOROTRIFLUOROETHANE		4	U		22	U		1.4	U		7	U	
1,1-DICHLOROETHANE		2.1	U		12	U		0.75	U		3.8	U	
1,1-DICHLOROETHENE		3.4	J	P	15	U		0.95	U		4.8	U	
1,1-DICHLOROPROPENE		1.9	U		10	U		0.65	U		3.2	U	
1,2,3-TRICHLOROBENZENE		2.4	U		13	U		0.85	U		4.2	U	
1,2,3-TRICHLOROPROPANE		6.1	U		33	U		2.2	U		11	U	
1,2,3-TRIMETHYLBENZENE		0.084	U		0.45	U		0.03	U		0.15	U	
1,2,4-TRICHLOROBENZENE		2.1	U		12	U		0.75	U		3.8	U	
1,2,4-TRIMETHYLBENZENE		1.7	U		9.2	U		0.6	U		3	U	
1,2-DIBROMO-3-CHLOROPROPANE		9.6	U		52	U		3.4	U		17	U	
1,2-DIBROMOETHANE		3.4	U		18	U		1.2	U		6	U	
1,2-DICHLOROBENZENE		1.9	U		10	U		0.65	U		3.2	U	
1,2-DICHLOROETHANE		3.1	U		17	U		1.1	U		5.5	U	
1,2-DICHLOROPROPANE		2.6	U		14	U		0.9	U		4.5	U	
1,3-DICHLOROBENZENE		2	U		11	U		0.7	U		3.5	U	
1,3-DICHLOROPROPANE		2.3	U		12	U		0.8	U		4	U	
1,4-DICHLOROBENZENE		1.9	U		10	U		0.65	U		3.2	U	
2,2-DICHLOROPROPANE		1.9	U		10	U		0.65	U		3.2	U	
2-BUTANONE		8.1	U		44	U		2.8	U		14	U	
2-CHLOROETHYL VINYL ETHER		14	U		76	U		5	U		25	U	
2-CHLOROTOLUENE		1.6	U		8.5	U		0.55	U		2.8	U	
2-HEXANONE		5.9	U		32	U		2	U		10	U	
4-CHLOROTOLUENE		2.6	U		14	U		0.9	U		4.5	U	
4-ISOPROPYLTOLUENE		1.7	U		9.2	U		0.6	U		3	U	
4-METHYL-2-PENTANONE		4.6	U		25	U		1.6	U		8	U	
ACETONE		16	U		85	U		5.5	U		28	U	
BENZENE		1.9	U		10	U		0.65	U		3.2	U	
BROMOBENZENE		1.9	U		10	U		0.65	U		3.2	U	
BROMOCHLOROMETHANE		4.1	U		22	U		1.4	U		7.2	U	
BROMODICHLOROMETHANE		2.1	U		12	U		0.75	U		3.8	U	
BROMOFORM		9.1	U		49	U		3.2	U		16	U	
BROMOMETHANE		5.9	U		32	U		2	U		10	U	
CARBON DISULFIDE		1.9	U		10	U		0.65	U		3.2	U	

PROJ_NO: 02221	NSAMPLE	MRC-MW48A-081209			MRC-MW60B-081209			MRC-MW73B-081109			MRC-MW74A-081409		
SDG: 9H13253	LAB_ID	A9H130253007			A9H130253006			A9H130253004			A9H150168006		
FRACTION: OV	SAMP_DATE	8/12/2009			8/12/2009			8/11/2009			8/14/2009		
MEDIA: WATER	QC_TYPE	NM			NM			NM			NM		
	UNITS	UG/L			UG/L			UG/L			UG/L		
	PCT_SOLIDS	.0			.0			.0			.0		
	DUP_OF												
PARAMETER	RESULT	VQL	QLCD	RESULT	VQL	QLCD	RESULT	VQL	QLCD	RESULT	VQL	QLCD
CARBON TETRACHLORIDE	1.9	U		10	U		0.65	U		3.2	U	
CHLOROBENZENE	2.1	U		12	U		0.75	U		3.8	U	
CHLORODIBROMOMETHANE	2.6	U		14	U		0.9	U		4.5	U	
CHLOROETHANE	4.1	U		22	U		1.4	U		7.2	U	
CHLOROFORM	2.3	U		12	U		0.8	U		4	U	
CHLOROMETHANE	4.3	U		23	U		1.5	U		7.5	U	
CIS-1,2-DICHLOROETHENE	320			72	J	P	3.5	J	P	35		
CIS-1,3-DICHLOROPROPENE	2	U		11	U		0.7	U		3.5	U	
DIBROMOMETHANE	4	U		22	U		1.4	U		7	U	
DICHLORODIFLUOROMETHANE	4.4	U		24	U		1.6	U		7.8	U	
DIISOPROPYL ETHER	21	U		120	U		7.5	U		38	U	
ETHYL TERT-BUTYL ETHER	1.6	U		8.5	U		0.55	U		2.8	U	
ETHYLBENZENE	2.4	U		13	U		0.85	U		4.2	U	
HEXACHLOROBUTADIENE	4.3	U		23	U		1.5	U		7.5	U	
ISOPROPYLBENZENE	1.9	U		10	U		0.65	U		3.2	U	
M+P-XYLENES	3.4	U		18	U		1.2	U		6	U	
METHYL TERT-BUTYL ETHER	2.4	U		13	U		0.85	U		4.2	U	
METHYLENE CHLORIDE	4.7	U		25	U		1.6	U		8.2	U	
NAPHTHALENE	3.4	U		18	U		1.2	U		6	U	
N-BUTYLBENZENE	1.7	U		9.2	U		0.6	U		3	U	
N-PROPYLBENZENE	2	U		11	U		0.7	U		3.5	U	
O-XYLENE	2	U		11	U		0.7	U		3.5	U	
SEC-BUTYLBENZENE	1.9	U		10	U		0.65	U		3.2	U	
STYRENE	1.6	U		8.5	U		0.55	U		2.8	U	
TERT-AMYL METHYL ETHER	0.96	U		5.2	U		0.34	U		1.7	U	
TERT-BUTYLBENZENE	1.9	U		10	U		0.65	U		3.2	U	
TERTIARY-BUTYL ALCOHOL	56	UR	C	300	UR	C	20	UR	C	98	UR	C
TETRACHLOROETHENE	5.8	J	P	22	U		1.4	U		7.2	U	
TOLUENE	1.9	U		10	U		0.65	U		3.2	U	
TOTAL XYLENES	4	U		22	U		1.4	U		7	U	
TRANS-1,2-DICHLOROETHENE	3.1	J	P	15	U		0.95	U		4.8	U	
TRANS-1,3-DICHLOROPROPENE	2.7	U		15	U		0.95	U		4.8	U	
TRICHLOROETHENE	420			2900			200			690		
TRICHLOROFLUOROMETHANE	3	U		16	U		1	U		5.2	U	
VINYL ACETATE	2.7	U		15	U		0.95	U		4.8	U	
VINYL CHLORIDE	34			17	U		1.1	U		5.5	U	

PROJ_NO: 02221	NSAMPLE	MRC-MW76B-081109			MRC-MW78B-081109			MRC-MW79B-081109			MRC-MW83A-081309		
SDG: 9H13253	LAB_ID	A9H130253002			A9H130253005			A9H130253003			A9H150168004		
FRACTION: OV	SAMP_DATE	8/11/2009			8/11/2009			8/11/2009			8/13/2009		
MEDIA: WATER	QC_TYPE	NM			NM			NM			NM		
	UNITS	UG/L			UG/L			UG/L			UG/L		
	PCT_SOLIDS	.0			.0			.0			.0		
	DUP_OF												
PARAMETER		RESULT	VQL	QLCD	RESULT	VQL	QLCD	RESULT	VQL	QLCD	RESULT	VQL	QLCD
1,1,1,2-TETRACHLOROETHANE		0.23	U		7.7	U		4.6	U		0.23	U	
1,1,1-TRICHLOROETHANE		0.22	U		7.3	U		4.4	U		0.22	U	
1,1,2,2-TETRACHLOROETHANE		0.18	U		6	U		3.6	U		0.18	U	
1,1,2-TRICHLOROTRIFLUOROETHANE		0.28	U		9.3	U		5.6	U		0.28	U	
1,1-DICHLOROETHANE		1.2			5	U		5.3	J	P	0.15	U	
1,1-DICHLOROETHENE		0.96	J	P	10	J	P	7.8	J	P	0.19	U	
1,1-DICHLOROPROPENE		0.13	U		4.3	U		2.6	U		0.13	U	
1,2,3-TRICHLOROBENZENE		0.17	U		5.7	U		3.4	U		0.17	U	
1,2,3-TRICHLOROPROPANE		0.43	U		14	U		8.6	U		0.43	U	
1,2,3-TRIMETHYLBENZENE		0.0059	U		0.2	U		0.12	U		0.0059	U	
1,2,4-TRICHLOROBENZENE		0.15	U		5	U		3	U		0.15	U	
1,2,4-TRIMETHYLBENZENE		0.12	U		4	U		2.4	U		0.12	U	
1,2-DIBROMO-3-CHLOROPROPANE		0.67	U		22	U		13	U		0.67	U	
1,2-DIBROMOETHANE		0.24	U		8	U		4.8	U		0.24	U	
1,2-DICHLOROBENZENE		0.13	U		4.3	U		2.6	U		0.13	U	
1,2-DICHLOROETHANE		0.22	U		7.3	U		4.4	U		0.22	U	
1,2-DICHLOROPROPANE		0.18	U		6	U		3.6	U		0.18	U	
1,3-DICHLOROBENZENE		0.14	U		4.7	U		2.8	U		0.14	U	
1,3-DICHLOROPROPANE		0.16	U		5.3	U		3.2	U		0.16	U	
1,4-DICHLOROBENZENE		0.13	U		4.3	U		2.6	U		0.13	U	
2,2-DICHLOROPROPANE		0.13	U		4.3	U		2.6	U		0.13	U	
2-BUTANONE		0.57	U		19	U		11	U		0.57	U	
2-CHLOROETHYL VINYL ETHER		0.99	U		33	U		20	U		0.99	U	
2-CHLOROTOLUENE		0.11	U		3.7	U		2.2	U		0.11	U	
2-HEXANONE		0.41	U		14	U		8.2	U		0.41	U	
4-CHLOROTOLUENE		0.18	U		6	U		3.6	U		0.18	U	
4-ISOPROPYLTOLUENE		0.12	U		4	U		2.4	U		0.12	U	
4-METHYL-2-PENTANONE		0.32	U		11	U		6.4	U		0.32	U	
ACETONE		2	B	B	37	U		22	U		1.1	B	B
BENZENE		0.13	U		4.3	U		2.6	U		0.13	U	
BROMOBENZENE		0.13	U		4.3	U		2.6	U		0.13	U	
BROMOCHLOROMETHANE		0.29	U		9.7	U		5.8	U		0.29	U	
BROMODICHLOROMETHANE		0.15	U		5	U		3	U		0.15	U	
BROMOFORM		0.64	U		21	U		13	U		0.64	U	
BROMOMETHANE		0.41	U		14	U		8.2	U		0.41	U	
CARBON DISULFIDE		0.13	U		4.3	U		2.6	U		0.13	U	

PROJ_NO: 02221	NSAMPLE	MRC-MW76B-081109			MRC-MW78B-081109			MRC-MW79B-081109			MRC-MW83A-081309		
SDG: 9H13253	LAB_ID	A9H130253002			A9H130253005			A9H130253003			A9H150168004		
FRACTION: OV	SAMP_DATE	8/11/2009			8/11/2009			8/11/2009			8/13/2009		
MEDIA: WATER	QC_TYPE	NM			NM			NM			NM		
	UNITS	UG/L			UG/L			UG/L			UG/L		
	PCT_SOLIDS	.0			.0			.0			.0		
	DUP_OF												
PARAMETER		RESULT	VQL	QLCD	RESULT	VQL	QLCD	RESULT	VQL	QLCD	RESULT	VQL	QLCD
CARBON TETRACHLORIDE		0.13	U		4.3	U		2.6	U		0.13	U	
CHLOROBENZENE		0.15	U		5	U		3	U		0.15	U	
CHLORODIBROMOMETHANE		0.18	U		6	U		3.6	U		0.18	U	
CHLOROETHANE		0.29	U		9.7	U		5.8	U		0.29	U	
CHLOROFORM		0.16	U		5.3	U		3.2	U		0.16	U	
CHLOROMETHANE		0.3	U		10	U		6	U		0.3	U	
CIS-1,2-DICHLOROETHENE		2.1			68			170			0.17	U	
CIS-1,3-DICHLOROPROPENE		0.14	U		4.7	U		2.8	U		0.14	U	
DIBROMOMETHANE		0.28	U		9.3	U		5.6	U		0.28	U	
DICHLORODIFLUOROMETHANE		0.31	U		10	U		6.2	U		0.31	U	
DIISOPROPYL ETHER		1.5	U		50	U		30	U		1.5	U	
ETHYL TERT-BUTYL ETHER		0.11	U		3.7	U		2.2	U		0.11	U	
ETHYLBENZENE		0.17	U		5.7	U		3.4	U		0.17	U	
HEXACHLOROBUTADIENE		0.3	U		10	U		6	U		0.3	U	
ISOPROPYLBENZENE		0.13	U		4.3	U		2.6	U		0.13	U	
M+P-XYLENES		0.24	U		8	U		4.8	U		0.24	U	
METHYL TERT-BUTYL ETHER		0.17	U		5.7	U		84	J	P	0.17	U	
METHYLENE CHLORIDE		0.33	U		11	U		6.6	U		0.33	U	
NAPHTHALENE		0.24	U		8	U		4.8	U		0.24	U	
N-BUTYLBENZENE		0.12	U		4	U		2.4	U		0.12	U	
N-PROPYLBENZENE		0.14	U		4.7	U		2.8	U		0.14	U	
O-XYLENE		0.14	U		4.7	U		2.8	U		0.14	U	
SEC-BUTYLBENZENE		0.13	U		4.3	U		2.6	U		0.13	U	
STYRENE		0.11	U		3.7	U		2.2	U		0.11	U	
TERT-AMYL METHYL ETHER		0.067	U		2.2	U		1.3	U		0.067	U	
TERT-BUTYLBENZENE		0.13	U		4.3	U		2.6	U		0.13	U	
TERTIARY-BUTYL ALCOHOL		3.9	UR	C	130	UR	C	78	UR	C	3.9	UR	C
TETRACHLOROETHENE		0.29	U		9.7	U		5.8	U		0.29	U	
TOLUENE		0.13	U		4.3	U		2.6	U		0.13	U	
TOTAL XYLENES		0.28	U		9.3	U		5.6	U		0.28	U	
TRANS-1,2-DICHLOROETHENE		0.19	U		6.3	U		8.3	J	P	0.19	U	
TRANS-1,3-DICHLOROPROPENE		0.19	U		6.3	U		3.8	U		0.19	U	
TRICHLOROETHENE		22			1200			640			0.17	U	
TRICHLOROFLUOROMETHANE		0.21	U		7	U		4.2	U		0.21	U	
VINYL ACETATE		0.19	U		6.3	U		3.8	U		0.19	U	
VINYL CHLORIDE		0.22	U		7.3	U		36			0.22	U	

PROJ_NO: 02221	NSAMPLE	MRC-MW84A-081409			MRC-MW85A-081209			MRC-MW86A-081309			MRC-MW86B-081309		
SDG: 9H13253	LAB_ID	A9H150168005			A9H130253008			A9H150168002			A9H150168003		
FRACTION: OV	SAMP_DATE	8/14/2009			8/12/2009			8/13/2009			8/13/2009		
MEDIA: WATER	QC_TYPE	NM			NM			NM			NM		
	UNITS	UG/L			UG/L			UG/L			UG/L		
	PCT_SOLIDS	.0			.0			.0			.0		
	DUP_OF												
PARAMETER		RESULT	VQL	QLCD	RESULT	VQL	QLCD	RESULT	VQL	QLCD	RESULT	VQL	QLCD
1,1,1,2-TETRACHLOROETHANE		0.23	U		0.23	U		0.23	U		0.23	U	
1,1,1-TRICHLOROETHANE		0.22	U		0.22	U		0.22	U		0.22	U	
1,1,2,2-TETRACHLOROETHANE		0.18	U		0.18	U		0.18	U		0.18	U	
1,1,2-TRICHLOROTRIFLUOROETHANE		0.28	U		0.28	U		0.28	U		0.28	U	
1,1-DICHLOROETHANE		0.15	U		0.15	U		0.15	U		0.32	J	P
1,1-DICHLOROETHENE		0.19	U		0.19	U		0.19	U		0.19	U	
1,1-DICHLOROPROPENE		0.13	U		0.13	U		0.13	U		0.13	U	
1,2,3-TRICHLOROBENZENE		0.17	U		0.17	U		0.17	U		0.17	U	
1,2,3-TRICHLOROPROPANE		0.43	U		0.43	U		0.43	U		0.43	U	
1,2,3-TRIMETHYLBENZENE		0.0059	U		0.0059	U		0.0059	U		0.0059	U	
1,2,4-TRICHLOROBENZENE		0.15	U		0.15	U		0.15	U		0.15	U	
1,2,4-TRIMETHYLBENZENE		0.12	U		0.12	U		0.12	U		0.12	U	
1,2-DIBROMO-3-CHLOROPROPANE		0.67	U		0.67	U		0.67	U		0.67	U	
1,2-DIBROMOETHANE		0.24	U		0.24	U		0.24	U		0.24	U	
1,2-DICHLOROBENZENE		0.13	U		0.13	U		0.13	U		0.13	U	
1,2-DICHLOROETHANE		0.22	U		0.22	U		0.22	U		0.22	U	
1,2-DICHLOROPROPANE		0.18	U		0.18	U		0.18	U		0.18	U	
1,3-DICHLOROBENZENE		0.14	U		0.14	U		0.14	U		0.14	U	
1,3-DICHLOROPROPANE		0.16	U		0.16	U		0.16	U		0.16	U	
1,4-DICHLOROBENZENE		0.13	U		0.13	U		0.13	U		0.13	U	
2,2-DICHLOROPROPANE		0.13	U		0.13	U		0.13	U		0.13	U	
2-BUTANONE		0.57	U		0.57	U		0.57	U		0.57	U	
2-CHLOROETHYL VINYL ETHER		0.99	U		0.99	U		0.99	U		0.99	U	
2-CHLOROTOLUENE		0.11	U		0.11	U		0.11	U		0.11	U	
2-HEXANONE		0.41	U		0.41	U		0.41	U		0.41	U	
4-CHLOROTOLUENE		0.18	U		0.18	U		0.18	U		0.18	U	
4-ISOPROPYLTOLUENE		0.12	U		0.12	U		0.12	U		0.12	U	
4-METHYL-2-PENTANONE		0.32	U		0.32	U		0.32	U		0.32	U	
ACETONE		5.3	B	B	2.9	B	B	5.7	B	B	6.3	B	B
BENZENE		0.13	U		0.13	U		0.13	U		0.13	U	
BROMOBENZENE		0.13	U		0.13	U		0.13	U		0.13	U	
BROMOCHLOROMETHANE		0.29	U		0.29	U		0.29	U		0.29	U	
BROMODICHLOROMETHANE		0.15	U		0.15	U		0.15	U		0.15	U	
BROMOFORM		0.64	U		0.64	U		0.64	U		0.64	U	
BROMOMETHANE		0.41	U		0.41	U		0.41	U		0.41	U	
CARBON DISULFIDE		0.13	U		0.13	U		0.13	U		0.13	U	

PROJ_NO: 02221	NSAMPLE	MRC-MW84A-081409			MRC-MW85A-081209			MRC-MW86A-081309			MRC-MW86B-081309		
SDG: 9H13253	LAB_ID	A9H150168005			A9H130253008			A9H150168002			A9H150168003		
FRACTION: OV	SAMP_DATE	8/14/2009			8/12/2009			8/13/2009			8/13/2009		
MEDIA: WATER	QC_TYPE	NM			NM			NM			NM		
	UNITS	UG/L			UG/L			UG/L			UG/L		
	PCT_SOLIDS	.0			.0			.0			.0		
	DUP_OF												

PARAMETER	RESULT	VQL	QLCD	RESULT	VQL	QLCD	RESULT	VQL	QLCD	RESULT	VQL	QLCD
CARBON TETRACHLORIDE	0.13	U		0.13	U		0.13	U		0.13	U	
CHLOROBENZENE	0.15	U		0.15	U		0.15	U		0.15	U	
CHLORODIBROMOMETHANE	0.18	U		0.18	U		0.18	U		0.18	U	
CHLOROETHANE	0.29	U		0.29	U		0.29	U		0.29	U	
CHLOROFORM	0.56	J	P	1.2			0.16	U		0.16	U	
CHLOROMETHANE	0.3	U		0.3	U		0.3	U		0.3	U	
CIS-1,2-DICHLOROETHENE	0.17	U		0.17	U		0.17	U		0.17	U	
CIS-1,3-DICHLOROPROPENE	0.14	U		0.14	U		0.14	U		0.14	U	
DIBROMOMETHANE	0.28	U		0.28	U		0.28	U		0.28	U	
DICHLORODIFLUOROMETHANE	0.31	U		0.31	U		0.31	U		0.31	U	
DIISOPROPYL ETHER	1.5	U		1.5	U		1.5	U		1.5	U	
ETHYL TERT-BUTYL ETHER	0.11	U		0.11	U		0.11	U		0.11	U	
ETHYLBENZENE	0.17	U		0.17	U		0.17	U		0.17	U	
HEXACHLOROBUTADIENE	0.3	U		0.3	U		0.3	U		0.3	U	
ISOPROPYLBENZENE	0.13	U		0.13	U		0.13	U		0.13	U	
M+P-XYLENES	0.24	U		0.24	U		0.24	U		0.24	U	
METHYL TERT-BUTYL ETHER	0.17	U		0.17	U		0.17	U		0.17	U	
METHYLENE CHLORIDE	0.33	U		0.33	U		0.33	U		0.33	U	
NAPHTHALENE	0.24	U		0.24	U		0.24	U		0.24	U	
N-BUTYLBENZENE	0.12	U		0.12	U		0.12	U		0.12	U	
N-PROPYLBENZENE	0.14	U		0.14	U		0.14	U		0.14	U	
O-XYLENE	0.14	U		0.14	U		0.14	U		0.14	U	
SEC-BUTYLBENZENE	0.13	U		0.13	U		0.13	U		0.13	U	
STYRENE	0.11	U		0.11	U		0.11	U		0.11	U	
TERT-AMYL METHYL ETHER	0.067	U		0.067	U		0.067	U		0.067	U	
TERT-BUTYLBENZENE	0.13	U		0.13	U		0.13	U		0.13	U	
TERTIARY-BUTYL ALCOHOL	3.9	UR	C	3.9	UR	C	3.9	UR	C	3.9	UR	C
TETRACHLOROETHENE	0.29	U		0.29	U		0.29	U		0.29	U	
TOLUENE	0.13	U		0.13	U		0.13	U		0.13	U	
TOTAL XYLENES	0.28	U		0.28	U		0.28	U		0.28	U	
TRANS-1,2-DICHLOROETHENE	0.19	U		0.19	U		0.19	U		0.19	U	
TRANS-1,3-DICHLOROPROPENE	0.19	U		0.19	U		0.19	U		0.19	U	
TRICHLOROETHENE	0.17	U		0.17	U		0.17	U		0.17	U	
TRICHLOROFLUOROMETHANE	0.21	U		0.21	U		0.21	U		0.21	U	
VINYL ACETATE	0.19	U		0.19	U		0.19	U		0.19	U	
VINYL CHLORIDE	0.22	U		0.22	U		0.22	U		0.29	J	P

PROJ_NO: 02221	NSAMPLE	TB-081109			TB-081309		
SDG: 9H13253	LAB_ID	A9H130253001			A9H150168001		
FRACTION: OV	SAMP_DATE	8/11/2009			8/13/2009		
MEDIA: WATER	QC_TYPE	NM			NM		
	UNITS	UG/L			UG/L		
	PCT_SOLIDS	.0			.0		
	DUP_OF						
PARAMETER		RESULT	VQL	QLCD	RESULT	VQL	QLCD
1,1,1,2-TETRACHLOROETHANE		0.23	U		0.23	U	
1,1,1-TRICHLOROETHANE		0.22	U		0.22	U	
1,1,2,2-TETRACHLOROETHANE		0.18	U		0.18	U	
1,1,2-TRICHLOROTRIFLUOROETHANE		0.28	U		0.28	U	
1,1-DICHLOROETHANE		0.15	U		0.15	U	
1,1-DICHLOROETHENE		0.19	U		0.19	U	
1,1-DICHLOROPROPENE		0.13	U		0.13	U	
1,2,3-TRICHLOROBENZENE		0.17	U		0.17	U	
1,2,3-TRICHLOROPROPANE		0.43	U		0.43	U	
1,2,3-TRIMETHYLBENZENE		0.0059	U		0.0059	U	
1,2,4-TRICHLOROBENZENE		0.15	U		0.15	U	
1,2,4-TRIMETHYLBENZENE		0.12	U		0.12	U	
1,2-DIBROMO-3-CHLOROPROPANE		0.67	U		0.67	U	
1,2-DIBROMOETHANE		0.24	U		0.24	U	
1,2-DICHLOROBENZENE		0.13	U		0.13	U	
1,2-DICHLOROETHANE		0.22	U		0.22	U	
1,2-DICHLOROPROPANE		0.18	U		0.18	U	
1,3-DICHLOROBENZENE		0.14	U		0.14	U	
1,3-DICHLOROPROPANE		0.16	U		0.16	U	
1,4-DICHLOROBENZENE		0.13	U		0.13	U	
2,2-DICHLOROPROPANE		0.13	U		0.13	U	
2-BUTANONE		0.57	U		0.57	U	
2-CHLOROETHYL VINYL ETHER		0.99	U		0.99	U	
2-CHLOROTOLUENE		0.11	U		0.11	U	
2-HEXANONE		0.41	U		0.41	U	
4-CHLOROTOLUENE		0.18	U		0.18	U	
4-ISOPROPYLTOLUENE		0.12	U		0.12	U	
4-METHYL-2-PENTANONE		0.32	U		0.32	U	
ACETONE		3	J	P	4	J	P
BENZENE		0.13	U		0.13	U	
BROMOBENZENE		0.13	U		0.13	U	
BROMOCHLOROMETHANE		0.29	U		0.29	U	
BROMODICHLOROMETHANE		0.15	U		0.15	U	
BROMOFORM		0.64	U		0.64	U	
BROMOMETHANE		0.41	U		0.41	U	
CARBON DISULFIDE		0.13	U		0.13	U	

PROJ_NO: 02221	NSAMPLE	TB-081109			TB-081309		
SDG: 9H13253	LAB_ID	A9H130253001			A9H150168001		
FRACTION: OV	SAMP_DATE	8/11/2009			8/13/2009		
MEDIA: WATER	QC_TYPE	NM			NM		
	UNITS	UG/L			UG/L		
	PCT_SOLIDS	.0			.0		
	DUP_OF						
PARAMETER		RESULT	VQL	QLCD	RESULT	VQL	QLCD
CARBON TETRACHLORIDE		0.13	U		0.13	U	
CHLOROBENZENE		0.15	U		0.15	U	
CHLORODIBROMOMETHANE		0.18	U		0.18	U	
CHLOROETHANE		0.29	U		0.29	U	
CHLOROFORM		0.16	U		0.16	U	
CHLOROMETHANE		0.3	U		0.3	U	
CIS-1,2-DICHLOROETHENE		0.17	U		0.17	U	
CIS-1,3-DICHLOROPROPENE		0.14	U		0.14	U	
DIBROMOMETHANE		0.28	U		0.28	U	
DICHLORODIFLUOROMETHANE		0.31	U		0.31	U	
DIISOPROPYL ETHER		1.5	U		1.5	U	
ETHYL TERT-BUTYL ETHER		0.11	U		0.11	U	
ETHYLBENZENE		0.17	U		0.17	U	
HEXACHLOROBUTADIENE		0.3	U		0.3	U	
ISOPROPYLBENZENE		0.13	U		0.13	U	
M+P-XYLENES		0.24	U		0.24	U	
METHYL TERT-BUTYL ETHER		0.17	U		0.17	U	
METHYLENE CHLORIDE		0.33	U		0.33	U	
NAPHTHALENE		0.24	U		0.24	U	
N-BUTYLBENZENE		0.12	U		0.12	U	
N-PROPYLBENZENE		0.14	U		0.14	U	
O-XYLENE		0.14	U		0.14	U	
SEC-BUTYLBENZENE		0.13	U		0.13	U	
STYRENE		0.11	U		0.11	U	
TERT-AMYL METHYL ETHER		0.067	U		0.067	U	
TERT-BUTYLBENZENE		0.13	U		0.13	U	
TERTIARY-BUTYL ALCOHOL		3.9	UR	C	3.9	UR	C
TETRACHLOROETHENE		0.29	U		0.29	U	
TOLUENE		0.13	U		0.13	U	
TOTAL XYLENES		0.28	U		0.28	U	
TRANS-1,2-DICHLOROETHENE		0.19	U		0.19	U	
TRANS-1,3-DICHLOROPROPENE		0.19	U		0.19	U	
TRICHLOROETHENE		0.17	U		0.17	U	
TRICHLOROFLUOROMETHANE		0.21	U		0.21	U	
VINYL ACETATE		0.19	U		0.19	U	
VINYL CHLORIDE		0.22	U		0.22	U	

PROJ_NO: 02221	NSAMPLE	MRC-MW83A-081309			MRC-MW84A-081409			MRC-MW85A-081209			MRC-MW86A-081309		
SDG: 9H13253	LAB_ID	A9H150168004			A9H150168005			A9H130253008			A9H150168002		
FRACTION: OS	SAMP_DATE	8/13/2009			8/14/2009			8/12/2009			8/13/2009		
MEDIA: WATER	QC_TYPE	NM			NM			NM			NM		
	UNITS	UG/L			UG/L			UG/L			UG/L		
	PCT_SOLIDS	0.0			0.0			0.0			0.0		
	DUP_OF												
PARAMETER		RESULT	VQL	QLCD	RESULT	VQL	QLCD	RESULT	VQL	QLCD	RESULT	VQL	QLCD
1,4-DIOXANE		0.49	U		0.49	U		0.49	U		0.49	U	

PROJ_NO: 02221	NSAMPLE	MRC-MW86B-081309		
SDG: 9H13253	LAB_ID	A9H150168003		
FRACTION: OS	SAMP_DATE	8/13/2009		
MEDIA: WATER	QC_TYPE	NM		
	UNITS	UG/L		
	PCT_SOLIDS	0.0		
	DUP_OF			
PARAMETER		RESULT	VQL	QLCD
1,4-DIOXANE		0.49	U	

PROJ_NO: 02221	NSAMPLE	MRC-MW48A-081209			MRC-MW60B-081209		
SDG: 9H13253	LAB_ID	A9H130253007			A9H130253006		
FRACTION: OVG	SAMP_DATE	8/12/2009			8/12/2009		
MEDIA: WATER	QC_TYPE	NM			NM		
	UNITS	UG/L			UG/L		
	PCT_SOLIDS	0.0			0.0		
	DUP_OF						
PARAMETER		RESULT	VQL	QLCD	RESULT	VQL	QLCD
ETHANE		0.29	J	P	0.27	U	
ETHENE		2.7			0.24	U	
METHANE		1200			20		

Appendix B

Results as Reported by the Laboratory

Tetra Tech NUS, Inc

Client Sample ID: MRC-MW48A-081209

GC/MS Volatiles

Lot-Sample #...: A9H130253-007 **Work Order #...:** LH46D1A0 **Matrix.....:** WG
Date Sampled...: 08/12/09 11:32 **Date Received..:** 08/13/09
Prep Date.....: 08/21/09 **Analysis Date..:** 08/21/09
Prep Batch #...: 9237281
Dilution Factor: 14.29 **Initial Wgt/Vol:** 5 mL **Final Wgt/Vol..:** 5 mL
Method.....: SW846 8260B

PARAMETER	RESULT	REPORTING LIMIT	UNITS	MDL
Acetone	ND	71	ug/L	16
Bromobenzene	ND	14	ug/L	1.9
Bromochloromethane	ND	14	ug/L	4.1
Bromodichloromethane	ND	14	ug/L	2.1
2-Butanone	ND	71	ug/L	8.1
n-Butylbenzene	ND	14	ug/L	1.7
sec-Butylbenzene	ND	14	ug/L	1.9
tert-Butylbenzene	ND	14	ug/L	1.9
Carbon disulfide	ND	14	ug/L	1.9
Dibromochloromethane	ND	14	ug/L	2.6
1,2-Dibromo-3-chloro-propane	ND	29	ug/L	9.6
2-Chloroethyl vinyl ether	ND	71	ug/L	14
2-Chlorotoluene	ND	14	ug/L	1.6
4-Chlorotoluene	ND	14	ug/L	2.6
1,2-Dibromoethane	ND	14	ug/L	3.4
Dibromomethane	ND	14	ug/L	4.0
1,2-Dichlorobenzene	ND	14	ug/L	1.9
1,3-Dichlorobenzene	ND	14	ug/L	2.0
1,4-Dichlorobenzene	ND	14	ug/L	1.9
Dichlorodifluoromethane	ND	14	ug/L	4.4
cis-1,2-Dichloroethene	**320**	**14**	**ug/L**	**2.4**
trans-1,2-Dichloroethene	**3.1 J**	**14**	**ug/L**	**2.7**
1,3-Dichloropropane	ND	14	ug/L	2.3
2,2-Dichloropropane	ND	14	ug/L	1.9
1,1-Dichloropropene	ND	14	ug/L	1.9
Trichlorofluoromethane	ND	14	ug/L	3.0
Hexachlorobutadiene	ND	14	ug/L	4.3
2-Hexanone	ND	71	ug/L	5.9
Isopropylbenzene	ND	14	ug/L	1.9
p-Isopropyltoluene	ND	14	ug/L	1.7
tert-Butyl alcohol	ND	290	ug/L	56
4-Methyl-2-pentanone	ND	71	ug/L	4.6
Naphthalene	ND	14	ug/L	3.4
n-Propylbenzene	ND	14	ug/L	2.0
Styrene	ND	14	ug/L	1.6
1,1,1,2-Tetrachloroethane	ND	14	ug/L	3.3
1,2,3-Trichlorobenzene	ND	14	ug/L	2.4

(Continued on next page)

Tetra Tech NUS, Inc

Client Sample ID: MRC-MW48A-081209

GC/MS Volatiles

Lot-Sample #...: A9H130253-007 **Work Order #...:** LH46D1A0 **Matrix.....:** WG

PARAMETER	RESULT	REPORTING LIMIT	UNITS	MDL
1,2,4-Trichloro-benzene	ND	14	ug/L	2.1
1,2,3-Trichloropropane	ND	14	ug/L	6.1
1,1,2-Trichloro-1,2,2-trifluoroethane	ND	14	ug/L	4.0
1,2,4-Trimethylbenzene	ND	14	ug/L	1.7
Vinyl acetate	ND	29	ug/L	2.7
o-Xylene	ND	14	ug/L	2.0
Xylenes (total)	ND	29	ug/L	4.0
Methyl tert-butyl ether	ND	71	ug/L	2.4
m-Xylene & p-Xylene	ND	29	ug/L	3.4
1,2,3-Trimethylbenzene	ND	71	ug/L	0.084
Diisopropyl Ether (DIPE)	ND	71	ug/L	21
Ethyl-t-Butyl Ether (ETBE)	ND	71	ug/L	1.6
Tert-amyl methyl ether (TAME)	ND	71	ug/L	0.96
Benzene	ND	14	ug/L	1.9
Bromoform	ND	14	ug/L	9.1
Bromomethane	ND	14	ug/L	5.9
Carbon tetrachloride	ND	14	ug/L	1.9
Chlorobenzene	ND	14	ug/L	2.1
Chloroethane	ND	14	ug/L	4.1
Chloroform	ND	14	ug/L	2.3
Chloromethane	ND	14	ug/L	4.3
1,1-Dichloroethane	ND	14	ug/L	2.1
1,2-Dichloroethane	ND	14	ug/L	3.1
1,1-Dichloroethene	**3.4 J**	**14**	**ug/L**	**2.7**
1,2-Dichloropropane	ND	14	ug/L	2.6
cis-1,3-Dichloropropene	ND	14	ug/L	2.0
trans-1,3-Dichloropropene	ND	14	ug/L	2.7
Ethylbenzene	ND	14	ug/L	2.4
Methylene chloride	ND	14	ug/L	4.7
1,1,2,2-Tetrachloroethane	ND	14	ug/L	2.6
Tetrachloroethene	**5.8 J**	**14**	**ug/L**	**4.1**
Toluene	ND	14	ug/L	1.9
1,1,1-Trichloroethane	ND	14	ug/L	3.1
Trichloroethene	**420**	**14**	**ug/L**	**2.4**
Vinyl chloride	**34**	**14**	**ug/L**	**3.1**

SURROGATE	PERCENT RECOVERY	RECOVERY LIMITS
Dibromofluoromethane	94	(73 - 122)
1,2-Dichloroethane-d4	95	(61 - 128)
Toluene-d8	91	(76 - 110)
4-Bromofluorobenzene	78	(74 - 116)

NOTE(S):

J Estimated result. Result is less than RL.

Tetra Tech NUS, Inc

MRC-MW48A-081209

GC/MS Volatiles

Lot-Sample #: A9H130253-007 **Work Order #:** LH46D1A0 **Matrix:** WG

MASS SPECTROMETER/DATA SYSTEM (MSDS) TENTATIVELY IDENTIFIED COMPOUNDS

PARAMETER	CAS #	ESTIMATED RESULT	RETENTION TIME	UNITS
None				ug/L

Tetra Tech NUS, Inc

Client Sample ID: MRC-MW60B-081209

GC/MS Volatiles

Lot-Sample #...: A9H130253-006 **Work Order #...:** LH45Q1AM **Matrix.....:** WG
Date Sampled...: 08/12/09 10:05 **Date Received..:** 08/13/09
Prep Date.....: 08/20/09 **Analysis Date..:** 08/20/09
Prep Batch #...: 9233347
Dilution Factor: 76.92 **Initial Wgt/Vol:** 5 mL **Final Wgt/Vol..:** 5 mL
Method.....: SW846 8260B

PARAMETER	RESULT	REPORTING LIMIT	UNITS	MDL
Acetone	ND	380	ug/L	85
Bromobenzene	ND	77	ug/L	10
Bromochloromethane	ND	77	ug/L	22
Bromodichloromethane	ND	77	ug/L	12
2-Butanone	ND	380	ug/L	44
n-Butylbenzene	ND	77	ug/L	9.2
sec-Butylbenzene	ND	77	ug/L	10
tert-Butylbenzene	ND	77	ug/L	10
Carbon disulfide	ND	77	ug/L	10
Dibromochloromethane	ND	77	ug/L	14
1,2-Dibromo-3-chloro-propane	ND	150	ug/L	52
2-Chloroethyl vinyl ether	ND	380	ug/L	76
2-Chlorotoluene	ND	77	ug/L	8.5
4-Chlorotoluene	ND	77	ug/L	14
1,2-Dibromoethane	ND	77	ug/L	18
Dibromomethane	ND	77	ug/L	22
1,2-Dichlorobenzene	ND	77	ug/L	10
1,3-Dichlorobenzene	ND	77	ug/L	11
1,4-Dichlorobenzene	ND	77	ug/L	10
Dichlorodifluoromethane	ND	77	ug/L	24
cis-1,2-Dichloroethene	**72 J**	**77**	**ug/L**	**13**
trans-1,2-Dichloroethene	ND	77	ug/L	15
1,3-Dichloropropane	ND	77	ug/L	12
2,2-Dichloropropane	ND	77	ug/L	10
1,1-Dichloropropene	ND	77	ug/L	10
Trichlorofluoromethane	ND	77	ug/L	16
Hexachlorobutadiene	ND	77	ug/L	23
2-Hexanone	ND	380	ug/L	32
Isopropylbenzene	ND	77	ug/L	10
p-Isopropyltoluene	ND	77	ug/L	9.2
tert-Butyl alcohol	ND	1500	ug/L	300
4-Methyl-2-pentanone	ND	380	ug/L	25
Naphthalene	ND	77	ug/L	18
n-Propylbenzene	ND	77	ug/L	11
Styrene	ND	77	ug/L	8.5
1,1,1,2-Tetrachloroethane	ND	77	ug/L	18
1,2,3-Trichlorobenzene	ND	77	ug/L	13

(Continued on next page)

Tetra Tech NUS, Inc

Client Sample ID: MRC-MW60B-081209

GC/MS Volatiles

Lot-Sample #...: A9H130253-006 **Work Order #...:** LH45Q1AM **Matrix.....:** WG

PARAMETER	RESULT	REPORTING LIMIT	UNITS	MDL
1,2,4-Trichloro-benzene	ND	77	ug/L	12
1,2,3-Trichloropropane	ND	77	ug/L	33
1,1,2-Trichloro-1,2,2-trifluoroethane	ND	77	ug/L	22
1,2,4-Trimethylbenzene	ND	77	ug/L	9.2
Vinyl acetate	ND	150	ug/L	15
o-Xylene	ND	77	ug/L	11
Xylenes (total)	ND	150	ug/L	22
Methyl tert-butyl ether	ND	380	ug/L	13
m-Xylene & p-Xylene	ND	150	ug/L	18
1,2,3-Trimethylbenzene	ND	380	ug/L	0.45
Diisopropyl Ether (DIPE)	ND	380	ug/L	120
Ethyl-t-Butyl Ether (ETBE)	ND	380	ug/L	8.5
Tert-amyl methyl ether (TAME)	ND	380	ug/L	5.2
Benzene	ND	77	ug/L	10
Bromoform	ND	77	ug/L	49
Bromomethane	ND	77	ug/L	32
Carbon tetrachloride	ND	77	ug/L	10
Chlorobenzene	ND	77	ug/L	12
Chloroethane	ND	77	ug/L	22
Chloroform	ND	77	ug/L	12
Chloromethane	ND	77	ug/L	23
1,1-Dichloroethane	ND	77	ug/L	12
1,2-Dichloroethane	ND	77	ug/L	17
1,1-Dichloroethene	ND	77	ug/L	15
1,2-Dichloropropane	ND	77	ug/L	14
cis-1,3-Dichloropropene	ND	77	ug/L	11
trans-1,3-Dichloropropene	ND	77	ug/L	15
Ethylbenzene	ND	77	ug/L	13
Methylene chloride	ND	77	ug/L	25
1,1,2,2-Tetrachloroethane	ND	77	ug/L	14
Tetrachloroethene	ND	77	ug/L	22
Toluene	ND	77	ug/L	10
1,1,1-Trichloroethane	ND	77	ug/L	17
Trichloroethene	**2900**	**77**	**ug/L**	**13**
Vinyl chloride	ND	77	ug/L	17

SURROGATE	PERCENT RECOVERY	RECOVERY LIMITS
Dibromofluoromethane	95	(73 - 122)
1,2-Dichloroethane-d4	95	(61 - 128)
Toluene-d8	92	(76 - 110)
4-Bromofluorobenzene	79	(74 - 116)

NOTE(S):

J Estimated result. Result is less than RL.

Tetra Tech NUS, Inc

MRC-MW60B-081209

GC/MS Volatiles

Lot-Sample #: A9H130253-006 **Work Order #:** LH45Q1AM **Matrix:** WG

MASS SPECTROMETER/DATA SYSTEM (MSDS) TENTATIVELY IDENTIFIED COMPOUNDS

PARAMETER	CAS #	ESTIMATED RESULT	RETENTION TIME	UNITS
None				ug/L

Tetra Tech NUS, Inc

Client Sample ID: MRC-MW73B-081109

GC/MS Volatiles

Lot-Sample #...: A9H130253-004 **Work Order #...:** LH45K1AM **Matrix.....:** WG
Date Sampled...: 08/11/09 13:48 **Date Received..:** 08/13/09
Prep Date.....: 08/20/09 **Analysis Date..:** 08/20/09
Prep Batch #...: 9233347
Dilution Factor: 5 **Initial Wgt/Vol:** 5 mL **Final Wgt/Vol..:** 5 mL
Method.....: SW846 8260B

PARAMETER	RESULT	REPORTING LIMIT	UNITS	MDL
Acetone	ND	25	ug/L	5.5
Bromobenzene	ND	5.0	ug/L	0.65
Bromochloromethane	ND	5.0	ug/L	1.4
Bromodichloromethane	ND	5.0	ug/L	0.75
2-Butanone	ND	25	ug/L	2.8
n-Butylbenzene	ND	5.0	ug/L	0.60
sec-Butylbenzene	ND	5.0	ug/L	0.65
tert-Butylbenzene	ND	5.0	ug/L	0.65
Carbon disulfide	ND	5.0	ug/L	0.65
Dibromochloromethane	ND	5.0	ug/L	0.90
1,2-Dibromo-3-chloro-propane	ND	10	ug/L	3.4
2-Chloroethyl vinyl ether	ND	25	ug/L	5.0
2-Chlorotoluene	ND	5.0	ug/L	0.55
4-Chlorotoluene	ND	5.0	ug/L	0.90
1,2-Dibromoethane	ND	5.0	ug/L	1.2
Dibromomethane	ND	5.0	ug/L	1.4
1,2-Dichlorobenzene	ND	5.0	ug/L	0.65
1,3-Dichlorobenzene	ND	5.0	ug/L	0.70
1,4-Dichlorobenzene	ND	5.0	ug/L	0.65
Dichlorodifluoromethane	ND	5.0	ug/L	1.6
cis-1,2-Dichloroethene	**3.5 J**	**5.0**	**ug/L**	**0.85**
trans-1,2-Dichloroethene	ND	5.0	ug/L	0.95
1,3-Dichloropropane	ND	5.0	ug/L	0.80
2,2-Dichloropropane	ND	5.0	ug/L	0.65
1,1-Dichloropropene	ND	5.0	ug/L	0.65
Trichlorofluoromethane	ND	5.0	ug/L	1.0
Hexachlorobutadiene	ND	5.0	ug/L	1.5
2-Hexanone	ND	25	ug/L	2.0
Isopropylbenzene	ND	5.0	ug/L	0.65
p-Isopropyltoluene	ND	5.0	ug/L	0.60
tert-Butyl alcohol	ND	100	ug/L	20
4-Methyl-2-pentanone	ND	25	ug/L	1.6
Naphthalene	ND	5.0	ug/L	1.2
n-Propylbenzene	ND	5.0	ug/L	0.70
Styrene	ND	5.0	ug/L	0.55
1,1,1,2-Tetrachloroethane	ND	5.0	ug/L	1.2
1,2,3-Trichlorobenzene	ND	5.0	ug/L	0.85

(Continued on next page)

Tetra Tech NUS, Inc

Client Sample ID: MRC-MW73B-081109

GC/MS Volatiles

Lot-Sample #...: A9H130253-004 **Work Order #...:** LH45K1AM **Matrix.....:** WG

PARAMETER	RESULT	REPORTING LIMIT	UNITS	MDL
1,2,4-Trichloro-benzene	ND	5.0	ug/L	0.75
1,2,3-Trichloropropane	ND	5.0	ug/L	2.2
1,1,2-Trichloro-1,2,2-trifluoroethane	ND	5.0	ug/L	1.4
1,2,4-Trimethylbenzene	ND	5.0	ug/L	0.60
Vinyl acetate	ND	10	ug/L	0.95
o-Xylene	ND	5.0	ug/L	0.70
Xylenes (total)	ND	10	ug/L	1.4
Methyl tert-butyl ether	ND	25	ug/L	0.85
m-Xylene & p-Xylene	ND	10	ug/L	1.2
1,2,3-Trimethylbenzene	ND	25	ug/L	0.030
Diisopropyl Ether (DIPE)	ND	25	ug/L	7.5
Ethyl-t-Butyl Ether (ETBE)	ND	25	ug/L	0.55
Tert-amyl methyl ether (TAME)	ND	25	ug/L	0.34
Benzene	ND	5.0	ug/L	0.65
Bromoform	ND	5.0	ug/L	3.2
Bromomethane	ND	5.0	ug/L	2.0
Carbon tetrachloride	ND	5.0	ug/L	0.65
Chlorobenzene	ND	5.0	ug/L	0.75
Chloroethane	ND	5.0	ug/L	1.4
Chloroform	ND	5.0	ug/L	0.80
Chloromethane	ND	5.0	ug/L	1.5
1,1-Dichloroethane	ND	5.0	ug/L	0.75
1,2-Dichloroethane	ND	5.0	ug/L	1.1
1,1-Dichloroethene	ND	5.0	ug/L	0.95
1,2-Dichloropropane	ND	5.0	ug/L	0.90
cis-1,3-Dichloropropene	ND	5.0	ug/L	0.70
trans-1,3-Dichloropropene	ND	5.0	ug/L	0.95
Ethylbenzene	ND	5.0	ug/L	0.85
Methylene chloride	ND	5.0	ug/L	1.6
1,1,2,2-Tetrachloroethane	ND	5.0	ug/L	0.90
Tetrachloroethene	ND	5.0	ug/L	1.4
Toluene	ND	5.0	ug/L	0.65
1,1,1-Trichloroethane	ND	5.0	ug/L	1.1
Trichloroethene	**200**	**5.0**	**ug/L**	**0.85**
Vinyl chloride	ND	5.0	ug/L	1.1

SURROGATE	PERCENT RECOVERY	RECOVERY LIMITS
Dibromofluoromethane	97	(73 - 122)
1,2-Dichloroethane-d4	96	(61 - 128)
Toluene-d8	94	(76 - 110)
4-Bromofluorobenzene	74	(74 - 116)

NOTE(S):

J Estimated result. Result is less than RL.

Tetra Tech NUS, Inc

MRC-MW73B-081109

GC/MS Volatiles

Lot-Sample #: A9H130253-004 **Work Order #:** LH45K1AM **Matrix:** WG

MASS SPECTROMETER/DATA SYSTEM (MSDS) TENTATIVELY IDENTIFIED COMPOUNDS

PARAMETER	CAS #	ESTIMATED RESULT	RETENTION TIME	UNITS
None				ug/L

Tetra Tech NUS, Inc

Client Sample ID: MRC-MW74A-081409

GC/MS Volatiles

Lot-Sample #...: A9H150168-006 **Work Order #...:** LH8P81AM **Matrix.....:** WG
Date Sampled...: 08/14/09 13:58 **Date Received..:** 08/15/09
Prep Date.....: 08/21/09 **Analysis Date..:** 08/21/09
Prep Batch #...: 9237281
Dilution Factor: 25 **Initial Wgt/Vol:** 5 mL **Final Wgt/Vol..:** 5 mL
Method.....: SW846 8260B

PARAMETER	RESULT	REPORTING LIMIT	UNITS	MDL
Acetone	ND	120	ug/L	28
Bromobenzene	ND	25	ug/L	3.2
Bromochloromethane	ND	25	ug/L	7.2
Bromodichloromethane	ND	25	ug/L	3.8
2-Butanone	ND	120	ug/L	14
n-Butylbenzene	ND	25	ug/L	3.0
sec-Butylbenzene	ND	25	ug/L	3.2
tert-Butylbenzene	ND	25	ug/L	3.2
Carbon disulfide	ND	25	ug/L	3.2
Dibromochloromethane	ND	25	ug/L	4.5
1,2-Dibromo-3-chloro-propane	ND	50	ug/L	17
2-Chloroethyl vinyl ether	ND	120	ug/L	25
2-Chlorotoluene	ND	25	ug/L	2.8
4-Chlorotoluene	ND	25	ug/L	4.5
1,2-Dibromoethane	ND	25	ug/L	6.0
Dibromomethane	ND	25	ug/L	7.0
1,2-Dichlorobenzene	ND	25	ug/L	3.2
1,3-Dichlorobenzene	ND	25	ug/L	3.5
1,4-Dichlorobenzene	ND	25	ug/L	3.2
Dichlorodifluoromethane	ND	25	ug/L	7.8
cis-1,2-Dichloroethene	**35**	**25**	**ug/L**	**4.2**
trans-1,2-Dichloroethene	ND	25	ug/L	4.8
1,3-Dichloropropane	ND	25	ug/L	4.0
2,2-Dichloropropane	ND	25	ug/L	3.2
1,1-Dichloropropene	ND	25	ug/L	3.2
Trichlorofluoromethane	ND	25	ug/L	5.2
Hexachlorobutadiene	ND	25	ug/L	7.5
2-Hexanone	ND	120	ug/L	10
Isopropylbenzene	ND	25	ug/L	3.2
p-Isopropyltoluene	ND	25	ug/L	3.0
tert-Butyl alcohol	ND	500	ug/L	98
4-Methyl-2-pentanone	ND	120	ug/L	8.0
Naphthalene	ND	25	ug/L	6.0
n-Propylbenzene	ND	25	ug/L	3.5
Styrene	ND	25	ug/L	2.8
1,1,1,2-Tetrachloroethane	ND	25	ug/L	5.8
1,2,3-Trichlorobenzene	ND	25	ug/L	4.2

(Continued on next page)

Tetra Tech NUS, Inc

Client Sample ID: MRC-MW74A-081409

GC/MS Volatiles

Lot-Sample #...: A9H150168-006 **Work Order #...:** LH8P81AM **Matrix.....:** WG

PARAMETER	RESULT	REPORTING LIMIT	UNITS	MDL
1,2,4-Trichloro-benzene	ND	25	ug/L	3.8
1,2,3-Trichloropropane	ND	25	ug/L	11
1,1,2-Trichloro-1,2,2-trifluoroethane	ND	25	ug/L	7.0
1,2,4-Trimethylbenzene	ND	25	ug/L	3.0
Vinyl acetate	ND	50	ug/L	4.8
o-Xylene	ND	25	ug/L	3.5
Xylenes (total)	ND	50	ug/L	7.0
Methyl tert-butyl ether	ND	120	ug/L	4.2
m-Xylene & p-Xylene	ND	50	ug/L	6.0
1,2,3-Trimethylbenzene	ND	120	ug/L	0.15
Diisopropyl Ether (DIPE)	ND	120	ug/L	38
Ethyl-t-Butyl Ether (ETBE)	ND	120	ug/L	2.8
Tert-amyl methyl ether (TAME)	ND	120	ug/L	1.7
Benzene	ND	25	ug/L	3.2
Bromoform	ND	25	ug/L	16
Bromomethane	ND	25	ug/L	10
Carbon tetrachloride	ND	25	ug/L	3.2
Chlorobenzene	ND	25	ug/L	3.8
Chloroethane	ND	25	ug/L	7.2
Chloroform	ND	25	ug/L	4.0
Chloromethane	ND	25	ug/L	7.5
1,1-Dichloroethane	ND	25	ug/L	3.8
1,2-Dichloroethane	ND	25	ug/L	5.5
1,1-Dichloroethene	ND	25	ug/L	4.8
1,2-Dichloropropane	ND	25	ug/L	4.5
cis-1,3-Dichloropropene	ND	25	ug/L	3.5
trans-1,3-Dichloropropene	ND	25	ug/L	4.8
Ethylbenzene	ND	25	ug/L	4.2
Methylene chloride	ND	25	ug/L	8.2
1,1,2,2-Tetrachloroethane	ND	25	ug/L	4.5
Tetrachloroethene	ND	25	ug/L	7.2
Toluene	ND	25	ug/L	3.2
1,1,1-Trichloroethane	ND	25	ug/L	5.5
Trichloroethene	**690**	**25**	**ug/L**	**4.2**
Vinyl chloride	ND	25	ug/L	5.5

SURROGATE	PERCENT RECOVERY	RECOVERY LIMITS
Dibromofluoromethane	95	(73 - 122)
1,2-Dichloroethane-d4	96	(61 - 128)
Toluene-d8	90	(76 - 110)
4-Bromofluorobenzene	79	(74 - 116)

Tetra Tech NUS, Inc

MRC-MW74A-081409

GC/MS Volatiles

Lot-Sample #: A9H150168-006 **Work Order #:** LH8P81AM **Matrix:** WG

MASS SPECTROMETER/DATA SYSTEM (MSDS) TENTATIVELY IDENTIFIED COMPOUNDS

PARAMETER	CAS #	ESTIMATED RESULT	RETENTION TIME	UNITS
None				ug/L

Tetra Tech NUS, Inc

Client Sample ID: MRC-MW76B-081109

GC/MS Volatiles

Lot-Sample #...: A9H130253-002 **Work Order #...:** LH44N1AA **Matrix.....:** WG
Date Sampled...: 08/11/09 09:56 **Date Received..:** 08/13/09
Prep Date.....: 08/20/09 **Analysis Date..:** 08/20/09
Prep Batch #...: 9233347
Dilution Factor: 1 **Initial Wgt/Vol:** 5 mL **Final Wgt/Vol..:** 5 mL
Method.....: SW846 8260B

PARAMETER	RESULT	REPORTING LIMIT	UNITS	MDL
Acetone	**2.0 J**	**5.0**	**ug/L**	**1.1**
Bromobenzene	ND	1.0	ug/L	0.13
Bromochloromethane	ND	1.0	ug/L	0.29
Bromodichloromethane	ND	1.0	ug/L	0.15
2-Butanone	ND	5.0	ug/L	0.57
n-Butylbenzene	ND	1.0	ug/L	0.12
sec-Butylbenzene	ND	1.0	ug/L	0.13
tert-Butylbenzene	ND	1.0	ug/L	0.13
Carbon disulfide	ND	1.0	ug/L	0.13
Dibromochloromethane	ND	1.0	ug/L	0.18
1,2-Dibromo-3-chloro-propane	ND	2.0	ug/L	0.67
2-Chloroethyl vinyl ether	ND	5.0	ug/L	0.99
2-Chlorotoluene	ND	1.0	ug/L	0.11
4-Chlorotoluene	ND	1.0	ug/L	0.18
1,2-Dibromoethane	ND	1.0	ug/L	0.24
Dibromomethane	ND	1.0	ug/L	0.28
1,2-Dichlorobenzene	ND	1.0	ug/L	0.13
1,3-Dichlorobenzene	ND	1.0	ug/L	0.14
1,4-Dichlorobenzene	ND	1.0	ug/L	0.13
Dichlorodifluoromethane	ND	1.0	ug/L	0.31
cis-1,2-Dichloroethene	**2.1**	**1.0**	**ug/L**	**0.17**
trans-1,2-Dichloroethene	ND	1.0	ug/L	0.19
1,3-Dichloropropane	ND	1.0	ug/L	0.16
2,2-Dichloropropane	ND	1.0	ug/L	0.13
1,1-Dichloropropene	ND	1.0	ug/L	0.13
Trichlorofluoromethane	ND	1.0	ug/L	0.21
Hexachlorobutadiene	ND	1.0	ug/L	0.30
2-Hexanone	ND	5.0	ug/L	0.41
Isopropylbenzene	ND	1.0	ug/L	0.13
p-Isopropyltoluene	ND	1.0	ug/L	0.12
tert-Butyl alcohol	ND	20	ug/L	3.9
4-Methyl-2-pentanone	ND	5.0	ug/L	0.32
Naphthalene	ND	1.0	ug/L	0.24
n-Propylbenzene	ND	1.0	ug/L	0.14
Styrene	ND	1.0	ug/L	0.11
1,1,1,2-Tetrachloroethane	ND	1.0	ug/L	0.23
1,2,3-Trichlorobenzene	ND	1.0	ug/L	0.17

(Continued on next page)

Tetra Tech NUS, Inc

Client Sample ID: MRC-MW76B-081109

GC/MS Volatiles

Lot-Sample #...: A9H130253-002 **Work Order #...:** LH44N1AA **Matrix.....:** WG

PARAMETER	RESULT	REPORTING LIMIT	UNITS	MDL
1,2,4-Trichloro-benzene	ND	1.0	ug/L	0.15
1,2,3-Trichloropropane	ND	1.0	ug/L	0.43
1,1,2-Trichloro-1,2,2-trifluoroethane	ND	1.0	ug/L	0.28
1,2,4-Trimethylbenzene	ND	1.0	ug/L	0.12
Vinyl acetate	ND	2.0	ug/L	0.19
o-Xylene	ND	1.0	ug/L	0.14
Xylenes (total)	ND	2.0	ug/L	0.28
Methyl tert-butyl ether	ND	5.0	ug/L	0.17
m-Xylene & p-Xylene	ND	2.0	ug/L	0.24
1,2,3-Trimethylbenzene	ND	5.0	ug/L	0.0059
Diisopropyl Ether (DIPE)	ND	5.0	ug/L	1.5
Ethyl-t-Butyl Ether (ETBE)	ND	5.0	ug/L	0.11
Tert-amyl methyl ether (TAME)	ND	5.0	ug/L	0.067
Benzene	ND	1.0	ug/L	0.13
Bromoform	ND	1.0	ug/L	0.64
Bromomethane	ND	1.0	ug/L	0.41
Carbon tetrachloride	ND	1.0	ug/L	0.13
Chlorobenzene	ND	1.0	ug/L	0.15
Chloroethane	ND	1.0	ug/L	0.29
Chloroform	ND	1.0	ug/L	0.16
Chloromethane	ND	1.0	ug/L	0.30
1,1-Dichloroethane	**1.2**	**1.0**	**ug/L**	**0.15**
1,2-Dichloroethane	ND	1.0	ug/L	0.22
1,1-Dichloroethene	**0.96 J**	**1.0**	**ug/L**	**0.19**
1,2-Dichloropropane	ND	1.0	ug/L	0.18
cis-1,3-Dichloropropene	ND	1.0	ug/L	0.14
trans-1,3-Dichloropropene	ND	1.0	ug/L	0.19
Ethylbenzene	ND	1.0	ug/L	0.17
Methylene chloride	ND	1.0	ug/L	0.33
1,1,2,2-Tetrachloroethane	ND	1.0	ug/L	0.18
Tetrachloroethene	ND	1.0	ug/L	0.29
Toluene	ND	1.0	ug/L	0.13
1,1,1-Trichloroethane	ND	1.0	ug/L	0.22
Trichloroethene	**22**	**1.0**	**ug/L**	**0.17**
Vinyl chloride	ND	1.0	ug/L	0.22

SURROGATE	PERCENT RECOVERY	RECOVERY LIMITS
Dibromofluoromethane	95	(73 - 122)
1,2-Dichloroethane-d4	97	(61 - 128)
Toluene-d8	90	(76 - 110)
4-Bromofluorobenzene	80	(74 - 116)

NOTE(S):

J Estimated result. Result is less than RL.

Tetra Tech NUS, Inc

MRC-MW76B-081109

GC/MS Volatiles

Lot-Sample #: A9H130253-002 **Work Order #:** LH44N1AA **Matrix:** WG

MASS SPECTROMETER/DATA SYSTEM (MSDS) TENTATIVELY IDENTIFIED COMPOUNDS

PARAMETER	CAS #	ESTIMATED RESULT	RETENTION TIME	UNITS
None				ug/L

Tetra Tech NUS, Inc

Client Sample ID: MRC-MW78B-081109

GC/MS Volatiles

Lot-Sample #...: A9H130253-005 **Work Order #...:** LH45N1AM **Matrix.....:** WG
Date Sampled...: 08/11/09 15:19 **Date Received..:** 08/13/09
Prep Date.....: 08/20/09 **Analysis Date..:** 08/20/09
Prep Batch #...: 9233347
Dilution Factor: 33.33 **Initial Wgt/Vol:** 5 mL **Final Wgt/Vol..:** 5 mL
Method.....: SW846 8260B

PARAMETER	RESULT	REPORTING LIMIT	UNITS	MDL
Acetone	ND	170	ug/L	37
Bromobenzene	ND	33	ug/L	4.3
Bromochloromethane	ND	33	ug/L	9.7
Bromodichloromethane	ND	33	ug/L	5.0
2-Butanone	ND	170	ug/L	19
n-Butylbenzene	ND	33	ug/L	4.0
sec-Butylbenzene	ND	33	ug/L	4.3
tert-Butylbenzene	ND	33	ug/L	4.3
Carbon disulfide	ND	33	ug/L	4.3
Dibromochloromethane	ND	33	ug/L	6.0
1,2-Dibromo-3-chloro-propane	ND	67	ug/L	22
2-Chloroethyl vinyl ether	ND	170	ug/L	33
2-Chlorotoluene	ND	33	ug/L	3.7
4-Chlorotoluene	ND	33	ug/L	6.0
1,2-Dibromoethane	ND	33	ug/L	8.0
Dibromomethane	ND	33	ug/L	9.3
1,2-Dichlorobenzene	ND	33	ug/L	4.3
1,3-Dichlorobenzene	ND	33	ug/L	4.7
1,4-Dichlorobenzene	ND	33	ug/L	4.3
Dichlorodifluoromethane	ND	33	ug/L	10
cis-1,2-Dichloroethene	**68**	**33**	**ug/L**	**5.7**
trans-1,2-Dichloroethene	ND	33	ug/L	6.3
1,3-Dichloropropane	ND	33	ug/L	5.3
2,2-Dichloropropane	ND	33	ug/L	4.3
1,1-Dichloropropene	ND	33	ug/L	4.3
Trichlorofluoromethane	ND	33	ug/L	7.0
Hexachlorobutadiene	ND	33	ug/L	10
2-Hexanone	ND	170	ug/L	14
Isopropylbenzene	ND	33	ug/L	4.3
p-Isopropyltoluene	ND	33	ug/L	4.0
tert-Butyl alcohol	ND	670	ug/L	130
4-Methyl-2-pentanone	ND	170	ug/L	11
Naphthalene	ND	33	ug/L	8.0
n-Propylbenzene	ND	33	ug/L	4.7
Styrene	ND	33	ug/L	3.7
1,1,1,2-Tetrachloroethane	ND	33	ug/L	7.7
1,2,3-Trichlorobenzene	ND	33	ug/L	5.7

(Continued on next page)

Tetra Tech NUS, Inc

Client Sample ID: MRC-MW78B-081109

GC/MS Volatiles

Lot-Sample #...: A9H130253-005 **Work Order #...:** LH45N1AM **Matrix.....:** WG

PARAMETER	RESULT	REPORTING LIMIT	UNITS	MDL
1,2,4-Trichloro-benzene	ND	33	ug/L	5.0
1,2,3-Trichloropropane	ND	33	ug/L	14
1,1,2-Trichloro-1,2,2-trifluoroethane	ND	33	ug/L	9.3
1,2,4-Trimethylbenzene	ND	33	ug/L	4.0
Vinyl acetate	ND	67	ug/L	6.3
o-Xylene	ND	33	ug/L	4.7
Xylenes (total)	ND	67	ug/L	9.3
Methyl tert-butyl ether	ND	170	ug/L	5.7
m-Xylene & p-Xylene	ND	67	ug/L	8.0
1,2,3-Trimethylbenzene	ND	170	ug/L	0.20
Diisopropyl Ether (DIPE)	ND	170	ug/L	50
Ethyl-t-Butyl Ether (ETBE)	ND	170	ug/L	3.7
Tert-amyl methyl ether (TAME)	ND	170	ug/L	2.2
Benzene	ND	33	ug/L	4.3
Bromoform	ND	33	ug/L	21
Bromomethane	ND	33	ug/L	14
Carbon tetrachloride	ND	33	ug/L	4.3
Chlorobenzene	ND	33	ug/L	5.0
Chloroethane	ND	33	ug/L	9.7
Chloroform	ND	33	ug/L	5.3
Chloromethane	ND	33	ug/L	10
1,1-Dichloroethane	ND	33	ug/L	5.0
1,2-Dichloroethane	ND	33	ug/L	7.3
1,1-Dichloroethene	**10 J**	**33**	**ug/L**	**6.3**
1,2-Dichloropropane	ND	33	ug/L	6.0
cis-1,3-Dichloropropene	ND	33	ug/L	4.7
trans-1,3-Dichloropropene	ND	33	ug/L	6.3
Ethylbenzene	ND	33	ug/L	5.7
Methylene chloride	ND	33	ug/L	11
1,1,2,2-Tetrachloroethane	ND	33	ug/L	6.0
Tetrachloroethene	ND	33	ug/L	9.7
Toluene	ND	33	ug/L	4.3
1,1,1-Trichloroethane	ND	33	ug/L	7.3
Trichloroethene	**1200**	**33**	**ug/L**	**5.7**
Vinyl chloride	ND	33	ug/L	7.3

SURROGATE	PERCENT RECOVERY	RECOVERY LIMITS
Dibromofluoromethane	94	(73 - 122)
1,2-Dichloroethane-d4	99	(61 - 128)
Toluene-d8	88	(76 - 110)
4-Bromofluorobenzene	78	(74 - 116)

NOTE(S):

J Estimated result. Result is less than RL.

Tetra Tech NUS, Inc

MRC-MW78B-081109

GC/MS Volatiles

Lot-Sample #: A9H130253-005 **Work Order #:** LH45N1AM **Matrix:** WG

MASS SPECTROMETER/DATA SYSTEM (MSDS) TENTATIVELY IDENTIFIED COMPOUNDS

PARAMETER	CAS #	ESTIMATED RESULT	RETENTION TIME	UNITS
None				ug/L

Tetra Tech NUS, Inc

Client Sample ID: MRC-MW79B-081109

GC/MS Volatiles

Lot-Sample #...: A9H130253-003 **Work Order #...:** LH45E1AM **Matrix.....:** WG
Date Sampled...: 08/11/09 11:18 **Date Received..:** 08/13/09
Prep Date.....: 08/20/09 **Analysis Date..:** 08/20/09
Prep Batch #...: 9233347
Dilution Factor: 20 **Initial Wgt/Vol:** 5 mL **Final Wgt/Vol..:** 5 mL
Method.....: SW846 8260B

PARAMETER	RESULT	REPORTING LIMIT	UNITS	MDL
1,3-Dichloropropane	ND	20	ug/L	3.2
1,1,1,2-Tetrachloroethane	ND	20	ug/L	4.6
1,2,3-Trichlorobenzene	ND	20	ug/L	3.4
1,2,4-Trichloro-benzene	ND	20	ug/L	3.0
2,2-Dichloropropane	ND	20	ug/L	2.6
1,1-Dichloropropene	ND	20	ug/L	2.6
Trichlorofluoromethane	ND	20	ug/L	4.2
Hexachlorobutadiene	ND	20	ug/L	6.0
2-Hexanone	ND	100	ug/L	8.2
Isopropylbenzene	ND	20	ug/L	2.6
p-Isopropyltoluene	ND	20	ug/L	2.4
tert-Butyl alcohol	ND	400	ug/L	78
4-Methyl-2-pentanone	ND	100	ug/L	6.4
Naphthalene	ND	20	ug/L	4.8
n-Propylbenzene	ND	20	ug/L	2.8
Styrene	ND	20	ug/L	2.2
Acetone	ND	100	ug/L	22
Bromobenzene	ND	20	ug/L	2.6
Bromochloromethane	ND	20	ug/L	5.8
Bromodichloromethane	ND	20	ug/L	3.0
2-Butanone	ND	100	ug/L	11
n-Butylbenzene	ND	20	ug/L	2.4
sec-Butylbenzene	ND	20	ug/L	2.6
tert-Butylbenzene	ND	20	ug/L	2.6
Carbon disulfide	ND	20	ug/L	2.6
Dibromochloromethane	ND	20	ug/L	3.6
1,2-Dibromo-3-chloro-propane	ND	40	ug/L	13
2-Chloroethyl vinyl ether	ND	100	ug/L	20
2-Chlorotoluene	ND	20	ug/L	2.2
4-Chlorotoluene	ND	20	ug/L	3.6
1,2-Dibromoethane	ND	20	ug/L	4.8
Dibromomethane	ND	20	ug/L	5.6
1,2-Dichlorobenzene	ND	20	ug/L	2.6
1,3-Dichlorobenzene	ND	20	ug/L	2.8
1,4-Dichlorobenzene	ND	20	ug/L	2.6
Dichlorodifluoromethane	ND	20	ug/L	6.2

(Continued on next page)

Tetra Tech NUS, Inc

Client Sample ID: MRC-MW79B-081109

GC/MS Volatiles

Lot-Sample #...: A9H130253-003 **Work Order #...:** LH45E1AM **Matrix.....:** WG

PARAMETER	RESULT	REPORTING LIMIT	UNITS	MDL
cis-1,2-Dichloroethene	**170**	**20**	**ug/L**	**3.4**
trans-1,2-Dichloroethene	**8.3 J**	**20**	**ug/L**	**3.8**
1,2,3-Trichloropropane	ND	20	ug/L	8.6
1,1,2-Trichloro-1,2,2-trifluoroethane	ND	20	ug/L	5.6
1,2,4-Trimethylbenzene	ND	20	ug/L	2.4
Vinyl acetate	ND	40	ug/L	3.8
o-Xylene	ND	20	ug/L	2.8
Xylenes (total)	ND	40	ug/L	5.6
Methyl tert-butyl ether	**84 J**	**100**	**ug/L**	**3.4**
m-Xylene & p-Xylene	ND	40	ug/L	4.8
1,2,3-Trimethylbenzene	ND	100	ug/L	0.12
Diisopropyl Ether (DIPE)	ND	100	ug/L	30
Ethyl-t-Butyl Ether (ETBE)	ND	100	ug/L	2.2
Tert-amyl methyl ether (TAME)	ND	100	ug/L	1.3
Benzene	ND	20	ug/L	2.6
Bromoform	ND	20	ug/L	13
Bromomethane	ND	20	ug/L	8.2
Carbon tetrachloride	ND	20	ug/L	2.6
Chlorobenzene	ND	20	ug/L	3.0
Chloroethane	ND	20	ug/L	5.8
Chloroform	ND	20	ug/L	3.2
Chloromethane	ND	20	ug/L	6.0
1,1-Dichloroethane	**5.3 J**	**20**	**ug/L**	**3.0**
1,2-Dichloroethane	ND	20	ug/L	4.4
1,1-Dichloroethene	**7.8 J**	**20**	**ug/L**	**3.8**
1,2-Dichloropropane	ND	20	ug/L	3.6
cis-1,3-Dichloropropene	ND	20	ug/L	2.8
trans-1,3-Dichloropropene	ND	20	ug/L	3.8
Ethylbenzene	ND	20	ug/L	3.4
Methylene chloride	ND	20	ug/L	6.6
1,1,2,2-Tetrachloroethane	ND	20	ug/L	3.6
Tetrachloroethene	ND	20	ug/L	5.8
Toluene	ND	20	ug/L	2.6
1,1,1-Trichloroethane	ND	20	ug/L	4.4
Trichloroethene	**640**	**20**	**ug/L**	**3.4**
Vinyl chloride	**36**	**20**	**ug/L**	**4.4**

SURROGATE	PERCENT RECOVERY	RECOVERY LIMITS
Dibromofluoromethane	93	(73 - 122)
1,2-Dichloroethane-d4	95	(61 - 128)
Toluene-d8	92	(76 - 110)
4-Bromofluorobenzene	82	(74 - 116)

NOTE(S):

J Estimated result. Result is less than RL.

Tetra Tech NUS, Inc

MRC-MW79B-081109

GC/MS Volatiles

Lot-Sample #: A9H130253-003 **Work Order #:** LH45E1AM **Matrix:** WG

MASS SPECTROMETER/DATA SYSTEM (MSDS) TENTATIVELY IDENTIFIED COMPOUNDS

PARAMETER	CAS #	ESTIMATED RESULT	RETENTION TIME	UNITS
None				ug/L

Tetra Tech NUS, Inc

Client Sample ID: MRC-MW83A-081309

GC/MS Volatiles

Lot-Sample #...: A9H150168-004 **Work Order #...:** LH8P41AM **Matrix.....:** WG
Date Sampled...: 08/13/09 14:32 **Date Received..:** 08/15/09
Prep Date.....: 08/20/09 **Analysis Date..:** 08/20/09
Prep Batch #...: 9233347
Dilution Factor: 1 **Initial Wgt/Vol:** 5 mL **Final Wgt/Vol..:** 5 mL
Method.....: SW846 8260B

PARAMETER	RESULT	REPORTING LIMIT	UNITS	MDL
Acetone	**1.1 J**	**5.0**	**ug/L**	**1.1**
Bromobenzene	ND	1.0	ug/L	0.13
Bromochloromethane	ND	1.0	ug/L	0.29
Bromodichloromethane	ND	1.0	ug/L	0.15
2-Butanone	ND	5.0	ug/L	0.57
n-Butylbenzene	ND	1.0	ug/L	0.12
sec-Butylbenzene	ND	1.0	ug/L	0.13
tert-Butylbenzene	ND	1.0	ug/L	0.13
Carbon disulfide	ND	1.0	ug/L	0.13
Dibromochloromethane	ND	1.0	ug/L	0.18
1,2-Dibromo-3-chloro-propane	ND	2.0	ug/L	0.67
2-Chloroethyl vinyl ether	ND	5.0	ug/L	0.99
2-Chlorotoluene	ND	1.0	ug/L	0.11
4-Chlorotoluene	ND	1.0	ug/L	0.18
1,2-Dibromoethane	ND	1.0	ug/L	0.24
Dibromomethane	ND	1.0	ug/L	0.28
1,2-Dichlorobenzene	ND	1.0	ug/L	0.13
1,3-Dichlorobenzene	ND	1.0	ug/L	0.14
1,4-Dichlorobenzene	ND	1.0	ug/L	0.13
Dichlorodifluoromethane	ND	1.0	ug/L	0.31
cis-1,2-Dichloroethene	ND	1.0	ug/L	0.17
trans-1,2-Dichloroethene	ND	1.0	ug/L	0.19
1,3-Dichloropropane	ND	1.0	ug/L	0.16
2,2-Dichloropropane	ND	1.0	ug/L	0.13
1,1-Dichloropropene	ND	1.0	ug/L	0.13
Trichlorofluoromethane	ND	1.0	ug/L	0.21
Hexachlorobutadiene	ND	1.0	ug/L	0.30
2-Hexanone	ND	5.0	ug/L	0.41
Isopropylbenzene	ND	1.0	ug/L	0.13
p-Isopropyltoluene	ND	1.0	ug/L	0.12
tert-Butyl alcohol	ND	20	ug/L	3.9
4-Methyl-2-pentanone	ND	5.0	ug/L	0.32
Naphthalene	ND	1.0	ug/L	0.24
n-Propylbenzene	ND	1.0	ug/L	0.14
Styrene	ND	1.0	ug/L	0.11
1,1,1,2-Tetrachloroethane	ND	1.0	ug/L	0.23
1,2,3-Trichlorobenzene	ND	1.0	ug/L	0.17

(Continued on next page)

Tetra Tech NUS, Inc

Client Sample ID: MRC-MW83A-081309

GC/MS Volatiles

Lot-Sample #...: A9H150168-004 **Work Order #...:** LH8P41AM **Matrix.....:** WG

PARAMETER	RESULT	REPORTING LIMIT	UNITS	MDL
1,2,4-Trichloro-benzene	ND	1.0	ug/L	0.15
1,2,3-Trichloropropane	ND	1.0	ug/L	0.43
1,1,2-Trichloro-1,2,2-trifluoroethane	ND	1.0	ug/L	0.28
1,2,4-Trimethylbenzene	ND	1.0	ug/L	0.12
Vinyl acetate	ND	2.0	ug/L	0.19
o-Xylene	ND	1.0	ug/L	0.14
Xylenes (total)	ND	2.0	ug/L	0.28
Methyl tert-butyl ether	ND	5.0	ug/L	0.17
m-Xylene & p-Xylene	ND	2.0	ug/L	0.24
1,2,3-Trimethylbenzene	ND	5.0	ug/L	0.0059
Diisopropyl Ether (DIPE)	ND	5.0	ug/L	1.5
Ethyl-t-Butyl Ether (ETBE)	ND	5.0	ug/L	0.11
Tert-amyl methyl ether (TAME)	ND	5.0	ug/L	0.067
Benzene	ND	1.0	ug/L	0.13
Bromoform	ND	1.0	ug/L	0.64
Bromomethane	ND	1.0	ug/L	0.41
Carbon tetrachloride	ND	1.0	ug/L	0.13
Chlorobenzene	ND	1.0	ug/L	0.15
Chloroethane	ND	1.0	ug/L	0.29
Chloroform	ND	1.0	ug/L	0.16
Chloromethane	ND	1.0	ug/L	0.30
1,1-Dichloroethane	ND	1.0	ug/L	0.15
1,2-Dichloroethane	ND	1.0	ug/L	0.22
1,1-Dichloroethene	ND	1.0	ug/L	0.19
1,2-Dichloropropane	ND	1.0	ug/L	0.18
cis-1,3-Dichloropropene	ND	1.0	ug/L	0.14
trans-1,3-Dichloropropene	ND	1.0	ug/L	0.19
Ethylbenzene	ND	1.0	ug/L	0.17
Methylene chloride	ND	1.0	ug/L	0.33
1,1,2,2-Tetrachloroethane	ND	1.0	ug/L	0.18
Tetrachloroethene	ND	1.0	ug/L	0.29
Toluene	ND	1.0	ug/L	0.13
1,1,1-Trichloroethane	ND	1.0	ug/L	0.22
Trichloroethene	ND	1.0	ug/L	0.17
Vinyl chloride	ND	1.0	ug/L	0.22

SURROGATE	PERCENT RECOVERY	RECOVERY LIMITS
Dibromofluoromethane	97	(73 - 122)
1,2-Dichloroethane-d4	101	(61 - 128)
Toluene-d8	87	(76 - 110)
4-Bromofluorobenzene	77	(74 - 116)

NOTE(S):

J Estimated result. Result is less than RL.

Tetra Tech NUS, Inc

MRC-MW83A-081309

GC/MS Volatiles

Lot-Sample #: A9H150168-004 **Work Order #:** LH8P41AM **Matrix:** WG

MASS SPECTROMETER/DATA SYSTEM (MSDS) TENTATIVELY IDENTIFIED COMPOUNDS

PARAMETER	CAS #	ESTIMATED RESULT	RETENTION TIME	UNITS
None				ug/L

Tetra Tech NUS, Inc

Client Sample ID: MRC-MW84A-081409

GC/MS Volatiles

Lot-Sample #...:	A9H150168-005	**Work Order #...:**	LH8P61AM	**Matrix.....:**	WG
Date Sampled...:	08/14/09 11:15	**Date Received..:**	08/15/09		
Prep Date.....:	08/20/09	**Analysis Date..:**	08/20/09		
Prep Batch #...:	9233347				
Dilution Factor:	1	**Initial Wgt/Vol:**	5 mL	**Final Wgt/Vol..:**	5 mL
		Method.....:	SW846 8260B		

PARAMETER	RESULT	REPORTING LIMIT	UNITS	MDL
Acetone	**5.3**	**5.0**	**ug/L**	**1.1**
Bromobenzene	ND	1.0	ug/L	0.13
Bromochloromethane	ND	1.0	ug/L	0.29
Bromodichloromethane	ND	1.0	ug/L	0.15
2-Butanone	ND	5.0	ug/L	0.57
n-Butylbenzene	ND	1.0	ug/L	0.12
sec-Butylbenzene	ND	1.0	ug/L	0.13
tert-Butylbenzene	ND	1.0	ug/L	0.13
Carbon disulfide	ND	1.0	ug/L	0.13
Dibromochloromethane	ND	1.0	ug/L	0.18
1,2-Dibromo-3-chloro-propane	ND	2.0	ug/L	0.67
2-Chloroethyl vinyl ether	ND	5.0	ug/L	0.99
2-Chlorotoluene	ND	1.0	ug/L	0.11
4-Chlorotoluene	ND	1.0	ug/L	0.18
1,2-Dibromoethane	ND	1.0	ug/L	0.24
Dibromomethane	ND	1.0	ug/L	0.28
1,2-Dichlorobenzene	ND	1.0	ug/L	0.13
1,3-Dichlorobenzene	ND	1.0	ug/L	0.14
1,4-Dichlorobenzene	ND	1.0	ug/L	0.13
Dichlorodifluoromethane	ND	1.0	ug/L	0.31
cis-1,2-Dichloroethene	ND	1.0	ug/L	0.17
trans-1,2-Dichloroethene	ND	1.0	ug/L	0.19
1,3-Dichloropropane	ND	1.0	ug/L	0.16
2,2-Dichloropropane	ND	1.0	ug/L	0.13
1,1-Dichloropropene	ND	1.0	ug/L	0.13
Trichlorofluoromethane	ND	1.0	ug/L	0.21
Hexachlorobutadiene	ND	1.0	ug/L	0.30
2-Hexanone	ND	5.0	ug/L	0.41
Isopropylbenzene	ND	1.0	ug/L	0.13
p-Isopropyltoluene	ND	1.0	ug/L	0.12
tert-Butyl alcohol	ND	20	ug/L	3.9
4-Methyl-2-pentanone	ND	5.0	ug/L	0.32
Naphthalene	ND	1.0	ug/L	0.24
n-Propylbenzene	ND	1.0	ug/L	0.14
Styrene	ND	1.0	ug/L	0.11
1,1,1,2-Tetrachloroethane	ND	1.0	ug/L	0.23
1,2,3-Trichlorobenzene	ND	1.0	ug/L	0.17

(Continued on next page)

Tetra Tech NUS, Inc

Client Sample ID: MRC-MW84A-081409

GC/MS Volatiles

Lot-Sample #...: A9H150168-005 **Work Order #...:** LH8P61AM **Matrix.....:** WG

PARAMETER	RESULT	REPORTING LIMIT	UNITS	MDL
1,2,4-Trichloro-benzene	ND	1.0	ug/L	0.15
1,2,3-Trichloropropane	ND	1.0	ug/L	0.43
1,1,2-Trichloro-1,2,2-trifluoroethane	ND	1.0	ug/L	0.28
1,2,4-Trimethylbenzene	ND	1.0	ug/L	0.12
Vinyl acetate	ND	2.0	ug/L	0.19
o-Xylene	ND	1.0	ug/L	0.14
Xylenes (total)	ND	2.0	ug/L	0.28
Methyl tert-butyl ether	ND	5.0	ug/L	0.17
m-Xylene & p-Xylene	ND	2.0	ug/L	0.24
1,2,3-Trimethylbenzene	ND	5.0	ug/L	0.0059
Diisopropyl Ether (DIPE)	ND	5.0	ug/L	1.5
Ethyl-t-Butyl Ether (ETBE)	ND	5.0	ug/L	0.11
Tert-amyl methyl ether (TAME)	ND	5.0	ug/L	0.067
Benzene	ND	1.0	ug/L	0.13
Bromoform	ND	1.0	ug/L	0.64
Bromomethane	ND	1.0	ug/L	0.41
Carbon tetrachloride	ND	1.0	ug/L	0.13
Chlorobenzene	ND	1.0	ug/L	0.15
Chloroethane	ND	1.0	ug/L	0.29
Chloroform	**0.56 J**	**1.0**	**ug/L**	**0.16**
Chloromethane	ND	1.0	ug/L	0.30
1,1-Dichloroethane	ND	1.0	ug/L	0.15
1,2-Dichloroethane	ND	1.0	ug/L	0.22
1,1-Dichloroethene	ND	1.0	ug/L	0.19
1,2-Dichloropropane	ND	1.0	ug/L	0.18
cis-1,3-Dichloropropene	ND	1.0	ug/L	0.14
trans-1,3-Dichloropropene	ND	1.0	ug/L	0.19
Ethylbenzene	ND	1.0	ug/L	0.17
Methylene chloride	ND	1.0	ug/L	0.33
1,1,2,2-Tetrachloroethane	ND	1.0	ug/L	0.18
Tetrachloroethene	ND	1.0	ug/L	0.29
Toluene	ND	1.0	ug/L	0.13
1,1,1-Trichloroethane	ND	1.0	ug/L	0.22
Trichloroethene	ND	1.0	ug/L	0.17
Vinyl chloride	ND	1.0	ug/L	0.22

SURROGATE	PERCENT RECOVERY	RECOVERY LIMITS
Dibromofluoromethane	98	(73 - 122)
1,2-Dichloroethane-d4	99	(61 - 128)
Toluene-d8	88	(76 - 110)
4-Bromofluorobenzene	77	(74 - 116)

NOTE(S):

J Estimated result. Result is less than RL.

Tetra Tech NUS, Inc

MRC-MW84A-081409

GC/MS Volatiles

Lot-Sample #: A9H150168-005 **Work Order #:** LH8P61AM **Matrix:** WG

MASS SPECTROMETER/DATA SYSTEM (MSDS) TENTATIVELY IDENTIFIED COMPOUNDS

PARAMETER	CAS #	ESTIMATED RESULT	RETENTION TIME	UNITS
None				ug/L

Tetra Tech NUS, Inc

Client Sample ID: MRC-MW85A-081209

GC/MS Volatiles

Lot-Sample #...: A9H130253-008 **Work Order #...:** LH46E1AM **Matrix.....:** WG
Date Sampled...: 08/12/09 15:59 **Date Received..:** 08/13/09
Prep Date.....: 08/20/09 **Analysis Date..:** 08/20/09
Prep Batch #...: 9233347
Dilution Factor: 1 **Initial Wgt/Vol:** 5 mL **Final Wgt/Vol..:** 5 mL
Method.....: SW846 8260B

PARAMETER	RESULT	REPORTING LIMIT	UNITS	MDL
Acetone	**2.9 J**	**5.0**	**ug/L**	**1.1**
Bromobenzene	ND	1.0	ug/L	0.13
Bromochloromethane	ND	1.0	ug/L	0.29
Bromodichloromethane	ND	1.0	ug/L	0.15
2-Butanone	ND	5.0	ug/L	0.57
n-Butylbenzene	ND	1.0	ug/L	0.12
sec-Butylbenzene	ND	1.0	ug/L	0.13
tert-Butylbenzene	ND	1.0	ug/L	0.13
Carbon disulfide	ND	1.0	ug/L	0.13
Dibromochloromethane	ND	1.0	ug/L	0.18
1,2-Dibromo-3-chloro-propane	ND	2.0	ug/L	0.67
2-Chloroethyl vinyl ether	ND	5.0	ug/L	0.99
2-Chlorotoluene	ND	1.0	ug/L	0.11
4-Chlorotoluene	ND	1.0	ug/L	0.18
1,2-Dibromoethane	ND	1.0	ug/L	0.24
Dibromomethane	ND	1.0	ug/L	0.28
1,2-Dichlorobenzene	ND	1.0	ug/L	0.13
1,3-Dichlorobenzene	ND	1.0	ug/L	0.14
1,4-Dichlorobenzene	ND	1.0	ug/L	0.13
Dichlorodifluoromethane	ND	1.0	ug/L	0.31
cis-1,2-Dichloroethene	ND	1.0	ug/L	0.17
trans-1,2-Dichloroethene	ND	1.0	ug/L	0.19
1,3-Dichloropropane	ND	1.0	ug/L	0.16
2,2-Dichloropropane	ND	1.0	ug/L	0.13
1,1-Dichloropropene	ND	1.0	ug/L	0.13
Trichlorofluoromethane	ND	1.0	ug/L	0.21
Hexachlorobutadiene	ND	1.0	ug/L	0.30
2-Hexanone	ND	5.0	ug/L	0.41
Isopropylbenzene	ND	1.0	ug/L	0.13
p-Isopropyltoluene	ND	1.0	ug/L	0.12
tert-Butyl alcohol	ND	20	ug/L	3.9
4-Methyl-2-pentanone	ND	5.0	ug/L	0.32
Naphthalene	ND	1.0	ug/L	0.24
n-Propylbenzene	ND	1.0	ug/L	0.14
Styrene	ND	1.0	ug/L	0.11
1,1,1,2-Tetrachloroethane	ND	1.0	ug/L	0.23
1,2,3-Trichlorobenzene	ND	1.0	ug/L	0.17

(Continued on next page)

Tetra Tech NUS, Inc

Client Sample ID: MRC-MW85A-081209

GC/MS Volatiles

Lot-Sample #...: A9H130253-008 **Work Order #...:** LH46E1AM **Matrix.....:** WG

PARAMETER	RESULT	REPORTING LIMIT	UNITS	MDL
1,2,4-Trichloro-benzene	ND	1.0	ug/L	0.15
1,2,3-Trichloropropane	ND	1.0	ug/L	0.43
1,1,2-Trichloro-1,2,2-trifluoroethane	ND	1.0	ug/L	0.28
1,2,4-Trimethylbenzene	ND	1.0	ug/L	0.12
Vinyl acetate	ND	2.0	ug/L	0.19
o-Xylene	ND	1.0	ug/L	0.14
Xylenes (total)	ND	2.0	ug/L	0.28
Methyl tert-butyl ether	ND	5.0	ug/L	0.17
m-Xylene & p-Xylene	ND	2.0	ug/L	0.24
1,2,3-Trimethylbenzene	ND	5.0	ug/L	0.0059
Diisopropyl Ether (DIPE)	ND	5.0	ug/L	1.5
Ethyl-t-Butyl Ether (ETBE)	ND	5.0	ug/L	0.11
Tert-amyl methyl ether (TAME)	ND	5.0	ug/L	0.067
Benzene	ND	1.0	ug/L	0.13
Bromoform	ND	1.0	ug/L	0.64
Bromomethane	ND	1.0	ug/L	0.41
Carbon tetrachloride	ND	1.0	ug/L	0.13
Chlorobenzene	ND	1.0	ug/L	0.15
Chloroethane	ND	1.0	ug/L	0.29
Chloroform	**1.2**	**1.0**	**ug/L**	**0.16**
Chloromethane	ND	1.0	ug/L	0.30
1,1-Dichloroethane	ND	1.0	ug/L	0.15
1,2-Dichloroethane	ND	1.0	ug/L	0.22
1,1-Dichloroethene	ND	1.0	ug/L	0.19
1,2-Dichloropropane	ND	1.0	ug/L	0.18
cis-1,3-Dichloropropene	ND	1.0	ug/L	0.14
trans-1,3-Dichloropropene	ND	1.0	ug/L	0.19
Ethylbenzene	ND	1.0	ug/L	0.17
Methylene chloride	ND	1.0	ug/L	0.33
1,1,2,2-Tetrachloroethane	ND	1.0	ug/L	0.18
Tetrachloroethene	ND	1.0	ug/L	0.29
Toluene	ND	1.0	ug/L	0.13
1,1,1-Trichloroethane	ND	1.0	ug/L	0.22
Trichloroethene	ND	1.0	ug/L	0.17
Vinyl chloride	ND	1.0	ug/L	0.22

SURROGATE	PERCENT RECOVERY	RECOVERY LIMITS
Dibromofluoromethane	96	(73 - 122)
1,2-Dichloroethane-d4	98	(61 - 128)
Toluene-d8	88	(76 - 110)
4-Bromofluorobenzene	80	(74 - 116)

NOTE(S):

J Estimated result. Result is less than RL.

Tetra Tech NUS, Inc

MRC-MW85A-081209

GC/MS Volatiles

Lot-Sample #: A9H130253-008 **Work Order #:** LH46E1AM **Matrix:** WG

MASS SPECTROMETER/DATA SYSTEM (MSDS) TENTATIVELY IDENTIFIED COMPOUNDS

PARAMETER	CAS #	ESTIMATED RESULT	RETENTION TIME	UNITS
None				ug/L

Tetra Tech NUS, Inc

Client Sample ID: MRC-MW86A-081309

GC/MS Volatiles

Lot-Sample #...: A9H150168-002 **Work Order #...:** LH8PX1AA **Matrix.....:** WG
Date Sampled...: 08/13/09 10:20 **Date Received..:** 08/15/09
Prep Date.....: 08/20/09 **Analysis Date..:** 08/20/09
Prep Batch #...: 9233347
Dilution Factor: 1 **Initial Wgt/Vol:** 5 mL **Final Wgt/Vol..:** 5 mL
Method.....: SW846 8260B

PARAMETER	RESULT	REPORTING LIMIT	UNITS	MDL
Acetone	**5.7**	**5.0**	**ug/L**	**1.1**
Bromobenzene	ND	1.0	ug/L	0.13
Bromochloromethane	ND	1.0	ug/L	0.29
Bromodichloromethane	ND	1.0	ug/L	0.15
2-Butanone	ND	5.0	ug/L	0.57
n-Butylbenzene	ND	1.0	ug/L	0.12
sec-Butylbenzene	ND	1.0	ug/L	0.13
tert-Butylbenzene	ND	1.0	ug/L	0.13
Carbon disulfide	ND	1.0	ug/L	0.13
Dibromochloromethane	ND	1.0	ug/L	0.18
1,2-Dibromo-3-chloro-propane	ND	2.0	ug/L	0.67
2-Chloroethyl vinyl ether	ND	5.0	ug/L	0.99
2-Chlorotoluene	ND	1.0	ug/L	0.11
4-Chlorotoluene	ND	1.0	ug/L	0.18
1,2-Dibromoethane	ND	1.0	ug/L	0.24
Dibromomethane	ND	1.0	ug/L	0.28
1,2-Dichlorobenzene	ND	1.0	ug/L	0.13
1,3-Dichlorobenzene	ND	1.0	ug/L	0.14
1,4-Dichlorobenzene	ND	1.0	ug/L	0.13
Dichlorodifluoromethane	ND	1.0	ug/L	0.31
cis-1,2-Dichloroethene	ND	1.0	ug/L	0.17
trans-1,2-Dichloroethene	ND	1.0	ug/L	0.19
1,3-Dichloropropane	ND	1.0	ug/L	0.16
2,2-Dichloropropane	ND	1.0	ug/L	0.13
1,1-Dichloropropene	ND	1.0	ug/L	0.13
Trichlorofluoromethane	ND	1.0	ug/L	0.21
Hexachlorobutadiene	ND	1.0	ug/L	0.30
2-Hexanone	ND	5.0	ug/L	0.41
Isopropylbenzene	ND	1.0	ug/L	0.13
p-Isopropyltoluene	ND	1.0	ug/L	0.12
tert-Butyl alcohol	ND	20	ug/L	3.9
4-Methyl-2-pentanone	ND	5.0	ug/L	0.32
Naphthalene	ND	1.0	ug/L	0.24
n-Propylbenzene	ND	1.0	ug/L	0.14
Styrene	ND	1.0	ug/L	0.11
1,1,1,2-Tetrachloroethane	ND	1.0	ug/L	0.23
1,2,3-Trichlorobenzene	ND	1.0	ug/L	0.17

(Continued on next page)

Tetra Tech NUS, Inc

Client Sample ID: MRC-MW86A-081309

GC/MS Volatiles

Lot-Sample #...: A9H150168-002 **Work Order #...:** LH8PX1AA **Matrix.....:** WG

PARAMETER	RESULT	REPORTING LIMIT	UNITS	MDL
1,2,4-Trichloro-benzene	ND	1.0	ug/L	0.15
1,2,3-Trichloropropane	ND	1.0	ug/L	0.43
1,1,2-Trichloro-1,2,2-trifluoroethane	ND	1.0	ug/L	0.28
1,2,4-Trimethylbenzene	ND	1.0	ug/L	0.12
Vinyl acetate	ND	2.0	ug/L	0.19
o-Xylene	ND	1.0	ug/L	0.14
Xylenes (total)	ND	2.0	ug/L	0.28
Methyl tert-butyl ether	ND	5.0	ug/L	0.17
m-Xylene & p-Xylene	ND	2.0	ug/L	0.24
1,2,3-Trimethylbenzene	ND	5.0	ug/L	0.0059
Diisopropyl Ether (DIPE)	ND	5.0	ug/L	1.5
Ethyl-t-Butyl Ether (ETBE)	ND	5.0	ug/L	0.11
Tert-amyl methyl ether (TAME)	ND	5.0	ug/L	0.067
Benzene	ND	1.0	ug/L	0.13
Bromoform	ND	1.0	ug/L	0.64
Bromomethane	ND	1.0	ug/L	0.41
Carbon tetrachloride	ND	1.0	ug/L	0.13
Chlorobenzene	ND	1.0	ug/L	0.15
Chloroethane	ND	1.0	ug/L	0.29
Chloroform	ND	1.0	ug/L	0.16
Chloromethane	ND	1.0	ug/L	0.30
1,1-Dichloroethane	ND	1.0	ug/L	0.15
1,2-Dichloroethane	ND	1.0	ug/L	0.22
1,1-Dichloroethene	ND	1.0	ug/L	0.19
1,2-Dichloropropane	ND	1.0	ug/L	0.18
cis-1,3-Dichloropropene	ND	1.0	ug/L	0.14
trans-1,3-Dichloropropene	ND	1.0	ug/L	0.19
Ethylbenzene	ND	1.0	ug/L	0.17
Methylene chloride	ND	1.0	ug/L	0.33
1,1,2,2-Tetrachloroethane	ND	1.0	ug/L	0.18
Tetrachloroethene	ND	1.0	ug/L	0.29
Toluene	ND	1.0	ug/L	0.13
1,1,1-Trichloroethane	ND	1.0	ug/L	0.22
Trichloroethene	ND	1.0	ug/L	0.17
Vinyl chloride	ND	1.0	ug/L	0.22

SURROGATE	PERCENT RECOVERY	RECOVERY LIMITS
Dibromofluoromethane	96	(73 - 122)
1,2-Dichloroethane-d4	100	(61 - 128)
Toluene-d8	88	(76 - 110)
4-Bromofluorobenzene	75	(74 - 116)

Tetra Tech NUS, Inc

MRC-MW86A-081309

GC/MS Volatiles

Lot-Sample #: A9H150168-002 **Work Order #:** LH8PX1AA **Matrix:** WG

MASS SPECTROMETER/DATA SYSTEM (MSDS) TENTATIVELY IDENTIFIED COMPOUNDS

PARAMETER	CAS #	ESTIMATED RESULT	RETENTION TIME	UNITS
None				ug/L

Tetra Tech NUS, Inc

Client Sample ID: MRC-MW86B-081309

GC/MS Volatiles

Lot-Sample #...: A9H150168-003 **Work Order #...:** LH8P31AM **Matrix.....:** WG
Date Sampled...: 08/13/09 11:50 **Date Received..:** 08/15/09
Prep Date.....: 08/20/09 **Analysis Date..:** 08/20/09
Prep Batch #...: 9233347
Dilution Factor: 1 **Initial Wgt/Vol:** 5 mL **Final Wgt/Vol..:** 5 mL
Method.....: SW846 8260B

PARAMETER	RESULT	REPORTING LIMIT	UNITS	MDL
Acetone	**6.3**	**5.0**	**ug/L**	**1.1**
Bromobenzene	ND	1.0	ug/L	0.13
Bromochloromethane	ND	1.0	ug/L	0.29
Bromodichloromethane	ND	1.0	ug/L	0.15
2-Butanone	ND	5.0	ug/L	0.57
n-Butylbenzene	ND	1.0	ug/L	0.12
sec-Butylbenzene	ND	1.0	ug/L	0.13
tert-Butylbenzene	ND	1.0	ug/L	0.13
Carbon disulfide	ND	1.0	ug/L	0.13
Dibromochloromethane	ND	1.0	ug/L	0.18
1,2-Dibromo-3-chloro-propane	ND	2.0	ug/L	0.67
2-Chloroethyl vinyl ether	ND	5.0	ug/L	0.99
2-Chlorotoluene	ND	1.0	ug/L	0.11
4-Chlorotoluene	ND	1.0	ug/L	0.18
1,2-Dibromoethane	ND	1.0	ug/L	0.24
Dibromomethane	ND	1.0	ug/L	0.28
1,2-Dichlorobenzene	ND	1.0	ug/L	0.13
1,3-Dichlorobenzene	ND	1.0	ug/L	0.14
1,4-Dichlorobenzene	ND	1.0	ug/L	0.13
Dichlorodifluoromethane	ND	1.0	ug/L	0.31
cis-1,2-Dichloroethene	ND	1.0	ug/L	0.17
trans-1,2-Dichloroethene	ND	1.0	ug/L	0.19
1,3-Dichloropropane	ND	1.0	ug/L	0.16
2,2-Dichloropropane	ND	1.0	ug/L	0.13
1,1-Dichloropropene	ND	1.0	ug/L	0.13
Trichlorofluoromethane	ND	1.0	ug/L	0.21
Hexachlorobutadiene	ND	1.0	ug/L	0.30
2-Hexanone	ND	5.0	ug/L	0.41
Isopropylbenzene	ND	1.0	ug/L	0.13
p-Isopropyltoluene	ND	1.0	ug/L	0.12
tert-Butyl alcohol	ND	20	ug/L	3.9
4-Methyl-2-pentanone	ND	5.0	ug/L	0.32
Naphthalene	ND	1.0	ug/L	0.24
n-Propylbenzene	ND	1.0	ug/L	0.14
Styrene	ND	1.0	ug/L	0.11
1,1,1,2-Tetrachloroethane	ND	1.0	ug/L	0.23
1,2,3-Trichlorobenzene	ND	1.0	ug/L	0.17

(Continued on next page)

Tetra Tech NUS, Inc

Client Sample ID: MRC-MW86B-081309

GC/MS Volatiles

Lot-Sample #...: A9H150168-003 **Work Order #...:** LH8P31AM **Matrix.....:** WG

PARAMETER	RESULT	REPORTING LIMIT	UNITS	MDL
1,2,4-Trichloro-benzene	ND	1.0	ug/L	0.15
1,2,3-Trichloropropane	ND	1.0	ug/L	0.43
1,1,2-Trichloro-1,2,2-trifluoroethane	ND	1.0	ug/L	0.28
1,2,4-Trimethylbenzene	ND	1.0	ug/L	0.12
Vinyl acetate	ND	2.0	ug/L	0.19
o-Xylene	ND	1.0	ug/L	0.14
Xylenes (total)	ND	2.0	ug/L	0.28
Methyl tert-butyl ether	ND	5.0	ug/L	0.17
m-Xylene & p-Xylene	ND	2.0	ug/L	0.24
1,2,3-Trimethylbenzene	ND	5.0	ug/L	0.0059
Diisopropyl Ether (DIPE)	ND	5.0	ug/L	1.5
Ethyl-t-Butyl Ether (ETBE)	ND	5.0	ug/L	0.11
Tert-amyl methyl ether (TAME)	ND	5.0	ug/L	0.067
Benzene	ND	1.0	ug/L	0.13
Bromoform	ND	1.0	ug/L	0.64
Bromomethane	ND	1.0	ug/L	0.41
Carbon tetrachloride	ND	1.0	ug/L	0.13
Chlorobenzene	ND	1.0	ug/L	0.15
Chloroethane	ND	1.0	ug/L	0.29
Chloroform	ND	1.0	ug/L	0.16
Chloromethane	ND	1.0	ug/L	0.30
1,1-Dichloroethane	**0.32 J**	**1.0**	**ug/L**	**0.15**
1,2-Dichloroethane	ND	1.0	ug/L	0.22
1,1-Dichloroethene	ND	1.0	ug/L	0.19
1,2-Dichloropropane	ND	1.0	ug/L	0.18
cis-1,3-Dichloropropene	ND	1.0	ug/L	0.14
trans-1,3-Dichloropropene	ND	1.0	ug/L	0.19
Ethylbenzene	ND	1.0	ug/L	0.17
Methylene chloride	ND	1.0	ug/L	0.33
1,1,2,2-Tetrachloroethane	ND	1.0	ug/L	0.18
Tetrachloroethene	ND	1.0	ug/L	0.29
Toluene	ND	1.0	ug/L	0.13
1,1,1-Trichloroethane	ND	1.0	ug/L	0.22
Trichloroethene	ND	1.0	ug/L	0.17
Vinyl chloride	**0.29 J**	**1.0**	**ug/L**	**0.22**

SURROGATE	PERCENT RECOVERY	RECOVERY LIMITS
Dibromofluoromethane	95	(73 - 122)
1,2-Dichloroethane-d4	96	(61 - 128)
Toluene-d8	89	(76 - 110)
4-Bromofluorobenzene	77	(74 - 116)

NOTE(S):

J Estimated result. Result is less than RL.

Tetra Tech NUS, Inc

MRC-MW86B-081309

GC/MS Volatiles

Lot-Sample #: A9H150168-003 **Work Order #:** LH8P31AM **Matrix:** WG

MASS SPECTROMETER/DATA SYSTEM (MSDS) TENTATIVELY IDENTIFIED COMPOUNDS

PARAMETER	CAS #	ESTIMATED RESULT	RETENTION TIME	UNITS
None				ug/L

Tetra Tech NUS, Inc

Client Sample ID: TB-081109

GC/MS Volatiles

Lot-Sample #...: A9H130253-001 **Work Order #...:** LH44C1AA **Matrix.....:** WQ
Date Sampled...: 08/11/09 08:00 **Date Received..:** 08/13/09
Prep Date.....: 08/20/09 **Analysis Date..:** 08/20/09
Prep Batch #...: 9233347
Dilution Factor: 1 **Initial Wgt/Vol:** 5 mL **Final Wgt/Vol..:** 5 mL
Method.....: SW846 8260B

PARAMETER	RESULT	REPORTING LIMIT	UNITS	MDL
trans-1,2-Dichloroethene	ND	1.0	ug/L	0.19
1,3-Dichloropropane	ND	1.0	ug/L	0.16
2,2-Dichloropropane	ND	1.0	ug/L	0.13
1,1-Dichloropropene	ND	1.0	ug/L	0.13
Trichlorofluoromethane	ND	1.0	ug/L	0.21
Hexachlorobutadiene	ND	1.0	ug/L	0.30
2-Hexanone	ND	5.0	ug/L	0.41
Isopropylbenzene	ND	1.0	ug/L	0.13
p-Isopropyltoluene	ND	1.0	ug/L	0.12
tert-Butyl alcohol	ND	20	ug/L	3.9
4-Methyl-2-pentanone	ND	5.0	ug/L	0.32
Naphthalene	ND	1.0	ug/L	0.24
n-Propylbenzene	ND	1.0	ug/L	0.14
Styrene	ND	1.0	ug/L	0.11
1,1,1,2-Tetrachloroethane	ND	1.0	ug/L	0.23
1,2,3-Trichlorobenzene	ND	1.0	ug/L	0.17
1,2,4-Trichloro-benzene	ND	1.0	ug/L	0.15
Acetone	**3.0 J**	**5.0**	**ug/L**	**1.1**
Bromobenzene	ND	1.0	ug/L	0.13
Bromochloromethane	ND	1.0	ug/L	0.29
Bromodichloromethane	ND	1.0	ug/L	0.15
2-Butanone	ND	5.0	ug/L	0.57
n-Butylbenzene	ND	1.0	ug/L	0.12
sec-Butylbenzene	ND	1.0	ug/L	0.13
tert-Butylbenzene	ND	1.0	ug/L	0.13
Carbon disulfide	ND	1.0	ug/L	0.13
Dibromochloromethane	ND	1.0	ug/L	0.18
1,2-Dibromo-3-chloro-propane	ND	2.0	ug/L	0.67
2-Chloroethyl vinyl ether	ND	5.0	ug/L	0.99
2-Chlorotoluene	ND	1.0	ug/L	0.11
4-Chlorotoluene	ND	1.0	ug/L	0.18
1,2-Dibromoethane	ND	1.0	ug/L	0.24
Dibromomethane	ND	1.0	ug/L	0.28
1,2-Dichlorobenzene	ND	1.0	ug/L	0.13
1,3-Dichlorobenzene	ND	1.0	ug/L	0.14
1,4-Dichlorobenzene	ND	1.0	ug/L	0.13

(Continued on next page)

Tetra Tech NUS, Inc

Client Sample ID: TB-081109

GC/MS Volatiles

Lot-Sample #...: A9H130253-001 **Work Order #...:** LH44C1AA **Matrix.....:** WQ

PARAMETER	RESULT	REPORTING LIMIT	UNITS	MDL
Dichlorodifluoromethane	ND	1.0	ug/L	0.31
cis-1,2-Dichloroethene	ND	1.0	ug/L	0.17
1,2,3-Trichloropropane	ND	1.0	ug/L	0.43
1,1,2-Trichloro-1,2,2-trifluoroethane	ND	1.0	ug/L	0.28
1,2,4-Trimethylbenzene	ND	1.0	ug/L	0.12
Vinyl acetate	ND	2.0	ug/L	0.19
o-Xylene	ND	1.0	ug/L	0.14
Xylenes (total)	ND	2.0	ug/L	0.28
Methyl tert-butyl ether	ND	5.0	ug/L	0.17
m-Xylene & p-Xylene	ND	2.0	ug/L	0.24
1,2,3-Trimethylbenzene	ND	5.0	ug/L	0.0059
Diisopropyl Ether (DIPE)	ND	5.0	ug/L	1.5
Ethyl-t-Butyl Ether (ETBE)	ND	5.0	ug/L	0.11
Tert-amyl methyl ether (TAME)	ND	5.0	ug/L	0.067
Benzene	ND	1.0	ug/L	0.13
Bromoform	ND	1.0	ug/L	0.64
Bromomethane	ND	1.0	ug/L	0.41
Carbon tetrachloride	ND	1.0	ug/L	0.13
Chlorobenzene	ND	1.0	ug/L	0.15
Chloroethane	ND	1.0	ug/L	0.29
Chloroform	ND	1.0	ug/L	0.16
Chloromethane	ND	1.0	ug/L	0.30
1,1-Dichloroethane	ND	1.0	ug/L	0.15
1,2-Dichloroethane	ND	1.0	ug/L	0.22
1,1-Dichloroethene	ND	1.0	ug/L	0.19
1,2-Dichloropropane	ND	1.0	ug/L	0.18
cis-1,3-Dichloropropene	ND	1.0	ug/L	0.14
trans-1,3-Dichloropropene	ND	1.0	ug/L	0.19
Ethylbenzene	ND	1.0	ug/L	0.17
Methylene chloride	ND	1.0	ug/L	0.33
1,1,2,2-Tetrachloroethane	ND	1.0	ug/L	0.18
Tetrachloroethene	ND	1.0	ug/L	0.29
Toluene	ND	1.0	ug/L	0.13
1,1,1-Trichloroethane	ND	1.0	ug/L	0.22
Trichloroethene	ND	1.0	ug/L	0.17
Vinyl chloride	ND	1.0	ug/L	0.22

SURROGATE	PERCENT RECOVERY	RECOVERY LIMITS
Dibromofluoromethane	96	(73 - 122)
1,2-Dichloroethane-d4	95	(61 - 128)
Toluene-d8	85	(76 - 110)
4-Bromofluorobenzene	78	(74 - 116)

NOTE(S):

J Estimated result. Result is less than RL.

Tetra Tech NUS, Inc

TB-081109

GC/MS Volatiles

Lot-Sample #: A9H130253-001 **Work Order #:** LH44C1AA **Matrix:** WQ

MASS SPECTROMETER/DATA SYSTEM (MSDS) TENTATIVELY IDENTIFIED COMPOUNDS

PARAMETER	CAS #	ESTIMATED RESULT	RETENTION TIME	UNITS
None				ug/L

Tetra Tech NUS, Inc

Client Sample ID: TB-081309

GC/MS Volatiles

Lot-Sample #...: A9H150168-001 **Work Order #...:** LH8PP1AA **Matrix.....:** WQ
Date Sampled...: 08/13/09 08:00 **Date Received..:** 08/15/09
Prep Date.....: 08/20/09 **Analysis Date..:** 08/20/09
Prep Batch #...: 9233347
Dilution Factor: 1 **Initial Wgt/Vol:** 5 mL **Final Wgt/Vol..:** 5 mL
Method.....: SW846 8260B

PARAMETER	RESULT	REPORTING LIMIT	UNITS	MDL
2-Chloroethyl vinyl ether	ND	5.0	ug/L	0.99
2-Chlorotoluene	ND	1.0	ug/L	0.11
trans-1,2-Dichloroethene	ND	1.0	ug/L	0.19
1,3-Dichloropropane	ND	1.0	ug/L	0.16
2,2-Dichloropropane	ND	1.0	ug/L	0.13
1,1-Dichloropropene	ND	1.0	ug/L	0.13
Trichlorofluoromethane	ND	1.0	ug/L	0.21
Hexachlorobutadiene	ND	1.0	ug/L	0.30
2-Hexanone	ND	5.0	ug/L	0.41
Isopropylbenzene	ND	1.0	ug/L	0.13
p-Isopropyltoluene	ND	1.0	ug/L	0.12
tert-Butyl alcohol	ND	20	ug/L	3.9
4-Methyl-2-pentanone	ND	5.0	ug/L	0.32
Naphthalene	ND	1.0	ug/L	0.24
n-Propylbenzene	ND	1.0	ug/L	0.14
Styrene	ND	1.0	ug/L	0.11
1,1,1,2-Tetrachloroethane	ND	1.0	ug/L	0.23
1,2,3-Trichlorobenzene	ND	1.0	ug/L	0.17
1,2,4-Trichloro-benzene	ND	1.0	ug/L	0.15
Acetone	**4.0 J**	**5.0**	**ug/L**	**1.1**
Bromobenzene	ND	1.0	ug/L	0.13
Bromochloromethane	ND	1.0	ug/L	0.29
Bromodichloromethane	ND	1.0	ug/L	0.15
2-Butanone	ND	5.0	ug/L	0.57
n-Butylbenzene	ND	1.0	ug/L	0.12
sec-Butylbenzene	ND	1.0	ug/L	0.13
tert-Butylbenzene	ND	1.0	ug/L	0.13
Carbon disulfide	ND	1.0	ug/L	0.13
Dibromochloromethane	ND	1.0	ug/L	0.18
1,2-Dibromo-3-chloro-propane	ND	2.0	ug/L	0.67
4-Chlorotoluene	ND	1.0	ug/L	0.18
1,2-Dibromoethane	ND	1.0	ug/L	0.24
Dibromomethane	ND	1.0	ug/L	0.28
1,2-Dichlorobenzene	ND	1.0	ug/L	0.13
1,3-Dichlorobenzene	ND	1.0	ug/L	0.14
1,4-Dichlorobenzene	ND	1.0	ug/L	0.13

(Continued on next page)

Tetra Tech NUS, Inc

Client Sample ID: TB-081309

GC/MS Volatiles

Lot-Sample #...: A9H150168-001 **Work Order #...:** LH8PP1AA **Matrix.....:** WQ

PARAMETER	RESULT	REPORTING LIMIT	UNITS	MDL
Dichlorodifluoromethane	ND	1.0	ug/L	0.31
cis-1,2-Dichloroethene	ND	1.0	ug/L	0.17
1,2,3-Trichloropropane	ND	1.0	ug/L	0.43
1,1,2-Trichloro-1,2,2-trifluoroethane	ND	1.0	ug/L	0.28
1,2,4-Trimethylbenzene	ND	1.0	ug/L	0.12
Vinyl acetate	ND	2.0	ug/L	0.19
o-Xylene	ND	1.0	ug/L	0.14
Xylenes (total)	ND	2.0	ug/L	0.28
Methyl tert-butyl ether	ND	5.0	ug/L	0.17
m-Xylene & p-Xylene	ND	2.0	ug/L	0.24
1,2,3-Trimethylbenzene	ND	5.0	ug/L	0.0059
Diisopropyl Ether (DIPE)	ND	5.0	ug/L	1.5
Ethyl-t-Butyl Ether (ETBE)	ND	5.0	ug/L	0.11
Tert-amyl methyl ether (TAME)	ND	5.0	ug/L	0.067
Benzene	ND	1.0	ug/L	0.13
Bromoform	ND	1.0	ug/L	0.64
Bromomethane	ND	1.0	ug/L	0.41
Carbon tetrachloride	ND	1.0	ug/L	0.13
Chlorobenzene	ND	1.0	ug/L	0.15
Chloroethane	ND	1.0	ug/L	0.29
Chloroform	ND	1.0	ug/L	0.16
Chloromethane	ND	1.0	ug/L	0.30
1,1-Dichloroethane	ND	1.0	ug/L	0.15
1,2-Dichloroethane	ND	1.0	ug/L	0.22
1,1-Dichloroethene	ND	1.0	ug/L	0.19
1,2-Dichloropropane	ND	1.0	ug/L	0.18
cis-1,3-Dichloropropene	ND	1.0	ug/L	0.14
trans-1,3-Dichloropropene	ND	1.0	ug/L	0.19
Ethylbenzene	ND	1.0	ug/L	0.17
Methylene chloride	ND	1.0	ug/L	0.33
1,1,2,2-Tetrachloroethane	ND	1.0	ug/L	0.18
Tetrachloroethene	ND	1.0	ug/L	0.29
Toluene	ND	1.0	ug/L	0.13
1,1,1-Trichloroethane	ND	1.0	ug/L	0.22
Trichloroethene	ND	1.0	ug/L	0.17
Vinyl chloride	ND	1.0	ug/L	0.22

SURROGATE	PERCENT RECOVERY	RECOVERY LIMITS
Dibromofluoromethane	98	(73 - 122)
1,2-Dichloroethane-d4	99	(61 - 128)
Toluene-d8	88	(76 - 110)
4-Bromofluorobenzene	78	(74 - 116)

NOTE(S):

J Estimated result. Result is less than RL.

Tetra Tech NUS, Inc

TB-081309

GC/MS Volatiles

Lot-Sample #: A9H150168-001 **Work Order #:** LH8PP1AA **Matrix:** WQ

MASS SPECTROMETER/DATA SYSTEM (MSDS) TENTATIVELY IDENTIFIED COMPOUNDS

PARAMETER	CAS #	ESTIMATED RESULT	RETENTION TIME	UNITS
None				ug/L

Tetra Tech NUS, Inc

Client Sample ID: MRC-MW83A-081309

GC/MS Semivolatiles

Lot-Sample #...:	A9H150168-004	**Work Order #...:**	LH8P41CL	**Matrix.....:**	WG
Date Sampled...:	08/13/09 14:32	**Date Received..:**	08/15/09		
Prep Date.....:	08/17/09	**Analysis Date..:**	08/19/09		
Prep Batch #...:	9229030				
Dilution Factor:	1	**Initial Wgt/Vol:**	1030 mL	**Final Wgt/Vol..:**	2 mL
		Method.....:	SW846 8270C		

PARAMETER	RESULT	REPORTING LIMIT	UNITS	MDL
1,4-Dioxane	ND	1.0	ug/L	0.49

SURROGATE	PERCENT RECOVERY	RECOVERY LIMITS
Nitrobenzene-d5	54	(27 - 111)
2-Fluorobiphenyl	53	(28 - 110)
Terphenyl-d14	69	(37 - 119)
Phenol-d5	54	(10 - 110)
2-Fluorophenol	55	(10 - 110)
2,4,6-Tribromophenol	58	(22 - 120)

Tetra Tech NUS, Inc

Client Sample ID: MRC-MW84A-081409

GC/MS Semivolatiles

Lot-Sample #...:	A9H150168-005	**Work Order #...:**	LH8P61CL	**Matrix.....:**	WG
Date Sampled...:	08/14/09 11:15	**Date Received..:**	08/15/09		
Prep Date.....:	08/17/09	**Analysis Date..:**	08/19/09		
Prep Batch #...:	9229030				
Dilution Factor:	1	**Initial Wgt/Vol:**	1040 mL	**Final Wgt/Vol..:**	2 mL
		Method.....:	SW846 8270C		

PARAMETER	RESULT	REPORTING LIMIT	UNITS	MDL
1,4-Dioxane	ND	1.0	ug/L	0.49

SURROGATE	PERCENT RECOVERY	RECOVERY LIMITS
Nitrobenzene-d5	52	(27 - 111)
2-Fluorobiphenyl	50	(28 - 110)
Terphenyl-d14	76	(37 - 119)
Phenol-d5	38	(10 - 110)
2-Fluorophenol	33	(10 - 110)
2,4,6-Tribromophenol	42	(22 - 120)

Tetra Tech NUS, Inc

Client Sample ID: MRC-MW85A-081209

GC/MS Semivolatiles

Lot-Sample #...: A9H130253-008	**Work Order #...:** LH46E1CL	**Matrix.....:** WG	
Date Sampled...: 08/12/09 15:59	**Date Received..:** 08/13/09		
Prep Date.....: 08/14/09	**Analysis Date..:** 08/22/09		
Prep Batch #...: 9226049			
Dilution Factor: 1	**Initial Wgt/Vol:** 1040 mL	**Final Wgt/Vol..:** 2 mL	
	Method.....: SW846 8270C		

PARAMETER	RESULT	REPORTING LIMIT	UNITS	MDL
1,4-Dioxane	ND	1.0	ug/L	0.49

SURROGATE	PERCENT RECOVERY	RECOVERY LIMITS
Nitrobenzene-d5	70	(27 - 111)
2-Fluorobiphenyl	61	(28 - 110)
Terphenyl-d14	80	(37 - 119)
Phenol-d5	66	(10 - 110)
2-Fluorophenol	68	(10 - 110)
2,4,6-Tribromophenol	59	(22 - 120)

Tetra Tech NUS, Inc

Client Sample ID: MRC-MW86A-081309

GC/MS Semivolatiles

Lot-Sample #...:	A9H150168-002	**Work Order #...:**	LH8PX1CL	**Matrix.....:**	WG
Date Sampled...:	08/13/09 10:20	**Date Received..:**	08/15/09		
Prep Date.....:	08/17/09	**Analysis Date..:**	08/19/09		
Prep Batch #...:	9229030				
Dilution Factor:	1	**Initial Wgt/Vol:**	1050 mL	**Final Wgt/Vol..:**	2 mL
		Method.....:	SW846 8270C		

PARAMETER	RESULT	REPORTING LIMIT	UNITS	MDL
1,4-Dioxane	ND	1.0	ug/L	0.49

SURROGATE	PERCENT RECOVERY	RECOVERY LIMITS
Nitrobenzene-d5	57	(27 - 111)
2-Fluorobiphenyl	57	(28 - 110)
Terphenyl-d14	75	(37 - 119)
Phenol-d5	59	(10 - 110)
2-Fluorophenol	59	(10 - 110)
2,4,6-Tribromophenol	68	(22 - 120)

Tetra Tech NUS, Inc

Client Sample ID: MRC-MW86B-081309

GC/MS Semivolatiles

Lot-Sample #...:	A9H150168-003	**Work Order #...:**	LH8P31CL	**Matrix.....:**	WG
Date Sampled...:	08/13/09 11:50	**Date Received..:**	08/15/09		
Prep Date.....:	08/17/09	**Analysis Date..:**	08/19/09		
Prep Batch #...:	9229030				
Dilution Factor:	1	**Initial Wgt/Vol:**	1040 mL	**Final Wgt/Vol..:**	2 mL
		Method.....:	SW846 8270C		

PARAMETER	RESULT	REPORTING LIMIT	UNITS	MDL
1,4-Dioxane	ND	1.0	ug/L	0.49

SURROGATE	PERCENT RECOVERY	RECOVERY LIMITS
Nitrobenzene-d5	54	(27 - 111)
2-Fluorobiphenyl	54	(28 - 110)
Terphenyl-d14	72	(37 - 119)
Phenol-d5	59	(10 - 110)
2-Fluorophenol	59	(10 - 110)
2,4,6-Tribromophenol	65	(22 - 120)

Tetra Tech NUS, Inc

Client Sample ID: MRC-MW48A-081209

GC Volatiles

Lot-Sample #...:	A9H130253-007	**Work Order #...:**	LH46D1CR	**Matrix.....:**	WG
Date Sampled...:	08/12/09 11:32	**Date Received..:**	08/13/09		
Prep Date.....:	08/20/09	**Analysis Date..:**	08/20/09		
Prep Batch #...:	9232099				
Dilution Factor:	1	**Initial Wgt/Vol:**	1 mL	**Final Wgt/Vol..:**	1 mL
		Method.....:	RSK SOP-175		

PARAMETER	RESULT	REPORTING LIMIT	UNITS	MDL
Methane	1200	**0.50**	ug/L	**0.17**
Ethane	0.29 J	**0.50**	ug/L	**0.27**
Ethene	2.7	**0.50**	ug/L	**0.24**

NOTE(S):

J Estimated result. Result is less than RL.

Tetra Tech NUS, Inc

Client Sample ID: MRC-MW60B-081209

GC Volatiles

Lot-Sample #...:	A9H130253-006	**Work Order #...:**	LH45Q1CP	**Matrix.....:**	WG
Date Sampled...:	08/12/09 10:05	**Date Received..:**	08/13/09		
Prep Date.....:	08/20/09	**Analysis Date..:**	08/20/09		
Prep Batch #...:	9232099				
Dilution Factor:	1	**Initial Wgt/Vol:**	1 mL	**Final Wgt/Vol..:**	1 mL
		Method.....:	RSK SOP-175		

PARAMETER	RESULT	REPORTING LIMIT	UNITS	MDL
Methane	20	**0.50**	**ug/L**	**0.17**
Ethane	ND	0.50	ug/L	0.27
Ethene	ND	0.50	ug/L	0.24

Appendix C

Support Documentation

CASE NARRATIVE

9H13253

The following report contains the analytical results for twelve water samples and two quality control samples submitted to TestAmerica North Canton by Tetra Tech NUS, Inc. from the Middle River Center Site. The samples were received August 13, 2009 and August 15, 2009, according to documented sample acceptance procedures.

This SDG consists of (2) laboratory ID's: A9H130253 and A9H150168.

TestAmerica utilizes USEPA approved methods in all analytical work. The samples presented in this report were analyzed for the parameter(s) listed on the analytical methods summary page in accordance with the method(s) indicated. Preliminary results were provided to Dev Murali, Tobrena Skeen, and Tony Apanavage on August 27, 2009. A summary of QC data for these analyses is included at the back of the report.

TestAmerica North Canton attests to the validity of the laboratory data generated by TestAmerica facilities reported herein. All analyses performed by TestAmerica facilities were done using established laboratory SOPs that incorporate QA/QC procedures described in the applicable methods. TestAmerica's operations groups have reviewed the data for compliance with the laboratory QA/QC plan, and data have been found to be compliant with laboratory protocols unless otherwise noted below.

The test results in this report meet all NELAP requirements for parameters for which accreditation is required or available. Any exceptions to NELAP requirements are noted in this report. Pursuant to NELAP, this report may not be reproduced, except in full, without the written approval of the laboratory.

Please refer to the Quality Control Elements Narrative following this case narrative for additional quality control information.

If you have any questions, please call the Project Manager, Patrick J. O'Meara, at 330-497-9396.

This report is sequentially paginated. The final page of the report is labeled as "END OF REPORT."

SUPPLEMENTAL QC INFORMATION

SAMPLE RECEIVING

The temperatures of the coolers upon sample receipt were 1.7 and 4.2°C.

CASE NARRATIVE (continued)

GC/MS VOLATILES

The sample(s) that contain results between the MDL and the RL were flagged with "J". There is a possibility of false positive or mis-identification at these quantitation levels. In analytical methods requiring confirmation of the analyte reported, confirmation was performed only down to the standard reporting limit (SRL). The acceptance criteria for QC samples may not be met at these quantitation levels.

2-Chloroethyl vinyl ether cannot be reliably recovered in an acid preserved sample.

GC/MS SEMIVOLATILES

The analytical results met the requirements of the laboratory's QA/QC program.

DISSOLVED GASES/RSK

The sample(s) that contain results between the MDL and the RL were flagged with "J". There is a possibility of false positive or mis-identification at these quantitation levels. In analytical methods requiring confirmation of the analyte reported, confirmation was performed only down to the standard reporting limit (SRL). The acceptance criteria for QC samples may not be met at these quantitation levels.

The matrix spike/matrix spike duplicate(s) for batch(es) 9232099 had RPD's and recoveries outside acceptance limits. However, since the associated method blank(s) and laboratory control sample(s) were in control, no corrective action was necessary.

For batch(es) 9232099, due to an inconsistent regulator, the gas standards used for generating the primary source and secondary source are not compatible. The second source ICV passes nominally, but the primary source is being used for continuing calibration, batch QC spikes and matrix spikes until the problem is resolved.

METALS

The sample(s) that contain results between the MDL and the RL were flagged with "B". There is the possibility of false positive or mis-identification at these quantitation levels. The acceptance criteria for the ICB, CCB, and Method Blank are +/- the standard reporting limit (SRL).

The sample(s) that contained concentrations of target analyte(s) at a reportable level in the associated Method Blank(s) were flagged with "J". Refer to the sample report pages for the affected analyte(s).

CASE NARRATIVE (continued)

METALS (continued)

Matrix spike recovery and relative percent difference (RPD) data were not calculated for some analytes for MRC-MW76B-081109 and MRC-MW86A-081309 due to the sample concentration reading greater than four times the spike amount. See the Matrix Spike Report for the affected analytes which will be flagged with "NC, MSB".

The sample duplicate RPD was outside the acceptance limits for some analytes. The result is less than five times the reporting limit; therefore, no corrective action is required. Refer to the sample duplicate report for RPDS that exceed 20%.

GENERAL CHEMISTRY

The sample(s) that contain results between the MDL and the RL were flagged with "B". There is the possibility of false positive or mis-identification at these quantitation levels. The acceptance criteria for the ICB, CCB, and Method Blank are +/- the standard reporting limit (SRL).

The sample(s) that contained concentrations of target analyte(s) at a reportable level in the associated Method Blank(s) were flagged with "J". Refer to the sample report pages for the affected analytes(s).

The matrix spike/matrix spike duplicate(s) for batch(es) 9226095 had recoveries outside acceptance limits. However, since the associated method blank(s) and laboratory control sample(s) were in control, no corrective action was necessary.

For batch(es) 9226095, the CCV exceeded method criteria on the high side. Since the sample(s) MRC-MW60B-081209 and MRC-MW48A-081209 results were below the requested reporting limit the results were accepted.

TDS batch(es) 9227072 originally contained two duplicate samples. However, after the test was run, one of the parent samples was deleted leaving only one duplicate in the batch. Results are reported.

ANALYTICAL METHODS SUMMARY

9H13253

PARAMETER	ANALYTICAL METHOD
Alkalinity	MCAWW 310.1
Ammonia Nitrogen	MCAWW 350.3
Chloride	MCAWW 300.0A
Dissolved Gases in Water	RSK SOP-175
Dissolved Organic Carbon	SW846 9060
Filterable Residue (TDS)	MCAWW 160.1
ICP-MS (6020)	SW846 6020
Mercury in Liquid Waste (Manual Cold-Vapor)	SW846 7470A
Nitrate as N	MCAWW 300.0A
Nitrite as N	MCAWW 300.0A
Phosphate as P, Ortho	MCAWW 300.0A
Semivolatile Organic Compounds by GC/MS	SW846 8270C
Sulfate	MCAWW 300.0A
Volatile Organics by GC/MS	SW846 8260B

References:

MCAWW "Methods for Chemical Analysis of Water and Wastes", EPA-600/4-79-020, March 1983 and subsequent revisions.

RSK Sample Prep and Calculations for Dissolved Gas Analysis in Water Samples Using a GC Headspace Equilibration Technique, RSKSOP-175, REV. 0, 8/11/94, USEPA Research Lab

SW846 "Test Methods for Evaluating Solid Waste, Physical/Chemical Methods", Third Edition, November 1986 and its updates.

SAMPLE SUMMARY

9H13253 : A9H130253

WO #	SAMPLE#	CLIENT SAMPLE ID	SAMPLED DATE	SAMP TIME
LH44C	001	TB-081109	08/11/09	08:00
LH44N	002	MRC-MW76B-081109	08/11/09	09:56
LH45E	003	MRC-MW79B-081109	08/11/09	11:18
LH45K	004	MRC-MW73B-081109	08/11/09	13:48
LH45N	005	MRC-MW78B-081109	08/11/09	15:19
LH45Q	006	MRC-MW60B-081209	08/12/09	10:05
LH46D	007	MRC-MW48A-081209	08/12/09	11:32
LH46E	008	MRC-MW85A-081209	08/12/09	15:59

NOTE(S):

- The analytical results of the samples listed above are presented on the following pages.
- All calculations are performed before rounding to avoid round-off errors in calculated results.
- Results noted as "ND" were not detected at or above the stated limit.
- This report must not be reproduced, except in full, without the written approval of the laboratory.
- Results for the following parameters are never reported on a dry weight basis: color, corrosivity, density, flashpoint, ignitability, layers, odor, paint filter test, pH, porosity pressure, reactivity, redox potential, specific gravity, spot tests, solids, solubility, temperature, viscosity, and weight.

(Continued on next page)

SAMPLE SUMMARY

9H13253 : A9H150168

WO #	SAMPLE#	CLIENT SAMPLE ID	SAMPLED DATE	SAMP TIME
LH8PP	001	TB-081309	08/13/09	08:00
LH8PX	002	MRC-MW86A-081309	08/13/09	10:20
LH8P3	003	MRC-MW86B-081309	08/13/09	11:50
LH8P4	004	MRC-MW83A-081309	08/13/09	14:32
LH8P6	005	MRC-MW84A-081409	08/14/09	11:15
LH8P8	006	MRC-MW74A-081409	08/14/09	13:58

NOTE(S):

- The analytical results of the samples listed above are presented on the following pages.
- All calculations are performed before rounding to avoid round-off errors in calculated results.
- Results noted as "ND" were not detected at or above the stated limit.
- This report must not be reproduced, except in full, without the written approval of the laboratory.
- Results for the following parameters are never reported on a dry weight basis: color, corrosivity, density, flashpoint, ignitability, layers, odor, paint filter test, pH, porosity pressure, reactivity, redox potential, specific gravity, spot tests, solids, solubility, temperature, viscosity, and weight.

[redacted]

Chain of Custody Record

TAL-4124 (1007)

Temperature on Receipt _____

Drinking Water? Yes☐ No☐

TestAmerica

THE LEADER IN ENVIRONMENTAL TESTING

Client: TEtra Tech MS	Project Manager: Tony Apanavage	Date: 8-11-09	Chain of Custody Number: 141132
Address: 20251 Century Blvd STE 200	Telephone Number (Area Code)/Fax Number: (301) 528-3021	Lab Number:	Page 1 of 1
City: Germantown; State: MD; Zip Code: 20874	Site Contact: Walt Pryor; Lab Contact:		
Project Name and Location (State): Groundwater Sampling 2009	Carrier/Waybill Number:		
Contract/Purchase Order/Quote No.: Middle River Center			

Sample I.D. No. and Description (Containers for each sample may be combined on one line)	Date	Time	Matrix: Air	Matrix: Aqueous	Matrix: Sed.	Matrix: Soil	Containers & Preservatives: Unpres.	H2SO4	HNO3	HCl	NaOH	ZnAc/NaOH	Analysis (Attach list if more space is needed): VOCs	Total ppm	Diss ppm	1,4 Dioxane	Diss Gasses	Ammonia-N	Fe/K/Mn	DOC	Alk, TDS, Anions	Special Instructions/ Conditions of Receipt
TB-081109	8-11-09	0800		X						X			X									
MRC-MW76B-081109	↓	0956		X					X	X			X	X	X							
MRC-MW79B-081109	↓	1118		X					X	X			X	X	X							
MRC-MW73B-081109	↓	1348		X					X	X			X	X	X							
MRC-MW78B-081109	↓	1519		X					X	X			X	X	X							
MRC-MW60B-081209	8-12-09	1005		X			X	X	X	X			X	X	X		X	X	X	X	X	
MRC-MW48A-081209	↓	1132		X			X	X	X	X			X	X	X		X	X	X	X	X	
MRC-MW85A-081209	↓	1559		X			X		X	X			X	X	X	X						

Possible Hazard Identification: ☐ Non-Hazard ☐ Flammable ☐ Skin Irritant ☐ Poison B ☐ Unknown

Sample Disposal: ☐ Return To Client ☐ Disposal By Lab ☐ Archive For _____ Months (A fee may be assessed if samples are retained longer than 1 month)

Turn Around Time Required: ☐ 24 Hours ☐ 48 Hours ☐ 7 Days ☐ 14 Days ☐ 21 Days ☐ Other _____

QC Requirements (Specify)

	Date	Time		Date	Time
1. Relinquished By: Walt Pryor	8-12-09	1700	1. Received By: [signature] TEST AMERICA	13 AUG 09	0920
2. Relinquished By:			2. Received By:		
3. Relinquished By:			3. Received By:		

Comments

DISTRIBUTION: WHITE - Returned to Client with Report; CANARY - Stays with the Sample; PINK - Field Copy

North Canton

25

TestAmerica Cooler Receipt Form/Narrative **Lot Number:** 440130253
North Canton Facility

Client TETRA TECH Project MID RIVER By: (Signature)
Cooler Received on 13 AUG 2009 Opened on 13 AUG 2009
FedEx [X] UPS [ ] DHL [ ] FAS [ ] Stetson [ ] Client Drop Off [ ] TestAmerica Courier [ ] Other
TestAmerica Cooler # Multiple Coolers [ ] Foam Box [ ] Client Cooler [X] Other

1. Were custody seals on the outside of the cooler(s)? Yes [X] No [ ] Intact? Yes [X] No [ ] NA [ ]
   If YES, Quantity 2 Quantity Unsalvageable
   Were custody seals on the outside of cooler(s) signed and dated? Yes [X] No [ ] NA [ ]
   Were custody seals on the bottle(s)? Yes [ ] No [X]
   If YES, are there any exceptions?
2. Shippers' packing slip attached to the cooler(s)? Yes [X] No [ ]
3. Did custody papers accompany the sample(s)? Yes [X] No [ ] Relinquished by client? Yes [X] No [ ]
4. Were the custody papers signed in the appropriate place? Yes [X] No [ ]
5. Packing material used: Bubble Wrap [X] Foam [ ] None [ ] Other
6. Cooler temperature upon receipt 4.2 °C See back of form for multiple coolers/temps [ ]
   METHOD: IR [X] Other [ ]
   COOLANT: Wet Ice [X] Blue Ice [ ] Dry Ice [ ] Water [ ] None [ ]
7. Did all bottles arrive in good condition (Unbroken)? Yes [X] No [ ]
8. Could all bottle labels be reconciled with the COC? Yes [X] No [ ]
9. Were sample(s) at the correct pH upon receipt? Yes [X] No [ ] NA [ ]
10. Were correct bottle(s) used for the test(s) indicated? Yes [X] No [ ]
11. Were air bubbles >6 mm in any VOA vials? Yes [ ] No [X] NA [ ]
12. Sufficient quantity received to perform indicated analyses? Yes [X] No [ ]
13. Was a trip blank present in the cooler(s)? Yes [X] No [ ] Were VOAs on the COC? Yes [X] No [ ]

Contacted PM Date by via Verbal [ ] Voice Mail [ ] Other [ ]
Concerning

14. CHAIN OF CUSTODY

The following discrepancies occurred:

15. SAMPLE CONDITION

Sample(s) were received after the recommended holding time had expired.
Sample(s) were received in a broken container.
Sample(s) were received with bubble >6 mm in diameter. (Notify PM)

16. SAMPLE PRESERVATION

Sample(s) were further preserved in Sample Receiving to meet recommended pH level(s). *Nitric Acid Lot#* 031909-HNO_3; *Sulfuric Acid Lot#* 100108-H_2SO_4; *Sodium Hydroxide Lot#* 073007 -*NaOH; Hydrochloric Acid Lot#* 092006-*HCl; Sodium Hydroxide and Zinc Acetate Lot#* 050205-$(CH_3COO)_2ZN$/*NaOH*. What time was preservative added to sample(s)?

Client ID	pH	Date	Initials
70B	12 12	13 AUG 09	MF
79B	12 12		
73B	12 12		
76B	12 12		
60B	12 12 12 12		
48A	12 12 12 12		
85B	12 12		

Chain of Custody Record

Temperature on Receipt _____

Drinking Water? Yes☐ No☐

TestAmerica
THE LEADER IN ENVIRONMENTAL TESTING

28

TAL-4124 (1007)

Client: Tetra Tech NUS	Project Manager: Tony Aparicio	Date: 8-15-09	Chain of Custody Number: 141133
Address: 20251 Century Blvd STE 200	Telephone Number (Area Code)/Fax Number: (301) 528-3021	Lab Number:	Page 1 of 1
City: Germantown / State: MD / Zip Code: 20874	Site Contact: Walt Payne	Lab Contact:	
Project Name and Location (State): Groundwater Sampling 2009	Carrier/Waybill Number:		
Contract/Purchase Order/Quote No.: Middle River Center			

Sample I.D. No. and Description (Containers for each sample may be combined on one line)	Date	Time	Matrix: Air	Aqueous	Sed.	Soil	Containers & Preservatives: Unpres.	H2SO4	HNO3	HCl	NaOH	ZnAc/ NaOH	Analysis: VOCs	Total ppm	Diss ppm	1,4 Dioxane	Special Instructions/ Conditions of Receipt
TB-081309	8-13-09	0800		X						X			X				
MRC-MW86A-081309		1020		X			X		X	X			X	X	X	X	
MRC-MW86B-081309		1150		X			X		X	X			X	X	X	X	
MRC-MW83A-081309	↓	1432		X			X		X	X			X	X	X	X	
MRC-MW84A-081409	8-14-09	1115		X			X		X	X			X	X	X	X	
MRC-MW74A-081409	↓	1358		X					X	X			X	X	X		

Possible Hazard Identification
☐ Non-Hazard ☐ Flammable ☐ Skin Irritant ☐ Poison B ☐ Unknown

Sample Disposal
☐ Return To Client ☐ Disposal By Lab ☐ Archive For _____ Months
(A fee may be assessed if samples are retained longer than 1 month)

Turn Around Time Required
☐ 24 Hours ☐ 48 Hours ☐ 7 Days ☐ 14 Days ☐ 21 Days ☐ Other _____

QC Requirements (Specify)

	Date	Time		Date	Time
1. Relinquished By: Walt Payne	8-14-09	1700	1. Received By: Chris Lyons	8-15-09	10:00
2. Relinquished By			2. Received By		
3. Relinquished By			3. Received By		

Comments

DISTRIBUTION: WHITE - Returned to Client with Report; CANARY - Stays with the Sample; PINK - Field Copy

North Canton

TestAmerica Cooler Receipt Form/Narrative **Lot Number:** A9H150168
North Canton Facility

Client Tetra Tech Project Middle River By: [signature] (Signature)
Cooler Received on 8-15-09 Opened on 8-15-09
FedEx ☒ UPS ☐ DHL ☐ FAS ☐ Stetson ☐ Client Drop Off ☐ TestAmerica Courier ☐ Other _____
TestAmerica Cooler # _____ Multiple Coolers ☐ Foam Box ☐ Client Cooler ☒ Other _____

1. Were custody seals on the outside of the cooler(s)? Yes ☒ No ☐ Intact? Yes ☒ No ☐ NA ☐
   If YES, Quantity 2 Quantity Unsalvageable _____
   Were custody seals on the outside of cooler(s) signed and dated? Yes ☒ No ☐ NA ☐
   Were custody seals on the bottle(s)? Yes ☐ No ☒
   If YES, are there any exceptions? _____
2. Shippers' packing slip attached to the cooler(s)? Yes ☒ No ☐
3. Did custody papers accompany the sample(s)? Yes ☒ No ☐ Relinquished by client? Yes ☒ No ☐
4. Were the custody papers signed in the appropriate place? Yes ☒ No ☐
5. Packing material used: Bubble Wrap ☒ Foam ☒ None ☐ Other _____
6. Cooler temperature upon receipt 1.7 °C See back of form for multiple coolers/temps ☐
   METHOD: IR ☒ Other ☐ _____
   COOLANT: Wet Ice ☒ Blue Ice ☐ Dry Ice ☐ Water ☐ None ☐
7. Did all bottles arrive in good condition (Unbroken)? Yes ☒ No ☐
8. Could all bottle labels be reconciled with the COC? Yes ☒ No ☐
9. Were sample(s) at the correct pH upon receipt? Yes ☒ No ☐ NA ☐
10. Were correct bottle(s) used for the test(s) indicated? Yes ☒ No ☐
11. Were air bubbles >6 mm in any VOA vials? Yes ☐ No ☒ NA ☐
12. Sufficient quantity received to perform indicated analyses? Yes ☒ No ☐
13. Was a trip blank present in the cooler(s)? Yes ☒ No ☐ Were VOAs on the COC? Yes ☒ No ☐

Contacted PM _____ Date _____ by _____ via Verbal ☐ Voice Mail ☐ Other ☐
Concerning _____

14. CHAIN OF CUSTODY

The following discrepancies occurred:

15. SAMPLE CONDITION

Sample(s) _____ were received after the recommended holding time had expired.
Sample(s) _____ were received in a broken container.
Sample(s) _____ were received with bubble >6 mm in diameter. (Notify PM)

16. SAMPLE PRESERVATION

Sample(s) _____ were further preserved in Sample Receiving to meet recommended pH level(s). *Nitric Acid Lot#* 031909-HNO_3; *Sulfuric Acid Lot#* 100108-H_2SO_4; *Sodium Hydroxide Lot#* 100108 -*NaOH*; *Hydrochloric Acid Lot#* 092006-*HCl*; *Sodium Hydroxide and Zinc Acetate Lot#* 050205-$(CH_3COO)_2ZN/NaOH$. What time was preservative added to sample(s)? _____

Client ID	pH	Date	Initials
86A	<2 <2	8-15-09	CSL
86B	<2 <2		
83A	<2 <2		
84A	<2 <2		
74A	<2 <2		

SORT	UNITS	NSAMPLE	LAB_ID	QC_TYPE	SAMP_DATE	EXTR_DATE	ANAL_DATE	SMP_EXTR	EXTR_ANL	SMP_ANL
SO4	MG/L	MRC-MW48A-081209	A9H130253007	NM	8/12/2009	8/14/2009	8/14/2009	1.519	0.226	1.745
TDS	MG/L	MRC-MW48A-081209	A9H130253007	NM	8/12/2009	8/15/2009	8/17/2009	2.519	2	4.519
TDS	MG/L	MRC-MW60B-081209	A9H130253006	NM	8/12/2009	8/15/2009	8/17/2009	2.58	2	4.58
OS	UG/L	MRC-MW86B-081309	A9H150168003	NM	8/13/2009	8/17/2009	8/19/2009	3.559	2.837	6.397
OS	UG/L	MRC-MW86A-081309	A9H150168002	NM	8/13/2009	8/17/2009	8/19/2009	3.622	2.824	6.445
OS	UG/L	MRC-MW85A-081209	A9H130253008	NM	8/12/2009	8/14/2009	8/22/2009	1.334	8.715	10.05
OS	UG/L	MRC-MW83A-081309	A9H150168004	NM	8/13/2009	8/17/2009	8/19/2009	3.447	2.851	6.298
OS	UG/L	MRC-MW84A-081409	A9H150168005	NM	8/14/2009	8/17/2009	8/19/2009	2.583	2.865	5.449
OV	UG/L	MRC-MW86B-081309	A9H150168003	NM	8/13/2009	8/20/2009	8/20/2009	6.507	0.822	7.329
OV	UG/L	TB-081309	A9H150168001	TB	8/13/2009	8/20/2009	8/20/2009	6.667	0.79	7.456
OV	UG/L	TB-081109	A9H130253001	TB	8/11/2009	8/20/2009	8/20/2009	8.667	0.741	9.408
OV	UG/L	MRC-MW85A-081209	A9H130253008	NM	8/12/2009	8/20/2009	8/20/2009	7.334	0.774	8.108
OV	UG/L	MRC-MW84A-081409	A9H150168005	NM	8/14/2009	8/20/2009	8/20/2009	5.531	0.856	6.387
OV	UG/L	MRC-MW83A-081309	A9H150168004	NM	8/13/2009	8/20/2009	8/20/2009	6.394	0.839	7.233
OV	UG/L	MRC-MW79B-081109	A9H130253003	NM	8/11/2009	8/20/2009	8/20/2009	8.529	0.952	9.481
OV	UG/L	MRC-MW78B-081109	A9H130253005	NM	8/11/2009	8/20/2009	8/20/2009	8.362	0.628	8.99
OV	UG/L	MRC-MW48A-081209	A9H130253007	NM	8/12/2009	8/21/2009	8/21/2009	8.519	0.495	9.015
OV	UG/L	MRC-MW86A-081309	A9H150168002	NM	8/13/2009	8/20/2009	8/20/2009	6.569	0.806	7.376

SORT	UNITS	NSAMPLE	LAB_ID	QC_TYPE	SAMP_DATE	EXTR_DATE	ANAL_DATE	SMP_EXTR	EXTR_ANL	SMP_ANL
OV	UG/L	MRC-MW60B-081209	A9H130253006	NM	8/12/2009	8/20/2009	8/20/2009	7.58	0.644	8.224
OV	UG/L	MRC-MW76B-081109	A9H130253002	NM	8/11/2009	8/20/2009	8/20/2009	8.586	0.757	9.343
OV	UG/L	MRC-MW74A-081409	A9H150168006	NM	8/14/2009	8/21/2009	8/21/2009	6.418	0.511	6.929
OV	UG/L	MRC-MW73B-081109	A9H130253004	NM	8/11/2009	8/20/2009	8/20/2009	8.425	0.611	9.036
ETHA	UG/L	MRC-MW60B-081209	A9H130253006	NM	8/12/2009	8/20/2009	8/20/2009	7.58	0.605	8.185
ETHA	UG/L	MRC-MW48A-081209	A9H130253007	NM	8/12/2009	8/20/2009	8/20/2009	7.519	0.615	8.134
ETHE	UG/L	MRC-MW60B-081209	A9H130253006	NM	8/12/2009	8/20/2009	8/20/2009	7.58	0.605	8.185
ETHE	UG/L	MRC-MW48A-081209	A9H130253007	NM	8/12/2009	8/20/2009	8/20/2009	7.519	0.615	8.134
METH	UG/L	MRC-MW48A-081209	A9H130253007	NM	8/12/2009	8/20/2009	8/20/2009	7.519	0.615	8.134
METH	UG/L	MRC-MW60B-081209	A9H130253006	NM	8/12/2009	8/20/2009	8/20/2009	7.58	0.605	8.185

5A

VOLATILE ORGANIC GC/MS TUNING AND MASS CALIBRATION - BROMOFLUOROBENZENE (BFB)

Lab Name: NORTH CANTON Contract:

Lab Code: TALCAN Case No.: SAS No.: SDG No.: 9H13253

Lab File ID: BFB239 BFB Injection Date: 07/21/09

Instrument ID: A3UX15 BFB Injection Time: 1309

Matrix:(soil/water) WATER Level:(low/med) LOW Column:(pack/cap) CAP

m/e	ION ABUNDANCE CRITERIA	% RELATIVE ABUNDANCE
50	15.0 - 40.0% of mass 95	18.8
75	30.0 - 60.0% of mass 95	45.2
95	Base Peak, 100% relative abundance	100.0
96	5.0 - 9.0% of mass 95	6.6
173	Less than 2.0% of mass 174	0.7 (0.8)1
174	50.0 - 100.0% of mass 95	89.4
175	5.0 - 9.0% of mass 174	6.4 (7.1)1
176	Greater than 95.0%, but less than 101.0% of mass 174	86.8 (97.2)1
177	5.0 - 9.0% of mass 176	5.9 (6.8)2

1-Value is % of mass 174 2-Value is % of mass 176

THIS TUNE APPLIES TO THE FOLLOWING SAMPLES, MS, MSD, BLANKS, AND STANDARDS:

	EPA SAMPLE NO.	LAB SAMPLE ID	LAB FILE ID	DATE ANALYZED	TIME ANALYZED
01	VSTD040	200NG-IC	UXC4109	07/21/09	1354
02	VSTD020	100NG-IC	UXC4110	07/21/09	1417
03	VSTD010	50NG-IC	UXC4111	07/21/09	1441
04	VSTD005	25NG-IC	UXC4112	07/21/09	1504
05	VSTD002	10NG-IC	UXC4113	07/21/09	1528
06	VSTD001	5NG-IC	UXC4114	07/21/09	1551
07	VSTD040	200NG-A9IC	UXC4116	07/21/09	1637
08	VSTD020	100NG-A9IC	UXC4117	07/21/09	1701
09	VSTD010	50NG-A9IC	UXC4118	07/21/09	1724
10	VSTD005	25NG-A9IC	UXC4119	07/21/09	1747
11	VSTD002	10NG-A9IC	UXC4120	07/21/09	1810
12	VSTD001	5NG-A9IC	UXC4121	07/21/09	1834
13					
14					
15					
16					
17					
18					
19					
20					
21					
22					

Report Date : 22-Jul-2009 10:12

TestAmerica North Canton

INITIAL CALIBRATION DATA

Start Cal Date : 21-JUL-2009 13:54
End Cal Date : 21-JUL-2009 18:34
Quant Method : ISTD
Origin : Disabled
Target Version : 4.14
Integrator : HP RTE
Method file : \\cansvr11\dd\chem\MSV\a3ux15.i\C90721B-IC.b\8260LLUX15.m
Last Edit : 22-Jul-2009 10:11 a3ux15.i
Curve Type : Average

Calibration File Names:
Level 1: \\cansvr11\dd\chem\MSV\a3ux15.i\C90721B-IC.b\UXC4121.D
Level 2: \\cansvr11\dd\chem\MSV\a3ux15.i\C90721B-IC.b\UXC4120.D
Level 3: \\cansvr11\dd\chem\MSV\a3ux15.i\C90721B-IC.b\UXC4119.D
Level 4: \\cansvr11\dd\chem\MSV\a3ux15.i\C90721B-IC.b\UXC4118.D
Level 5: \\cansvr11\dd\chem\MSV\a3ux15.i\C90721B-IC.b\UXC4117.D
Level 6: \\cansvr11\dd\chem\MSV\a3ux15.i\C90721B-IC.b\UXC4116.D

	Compound	5.000 Level 1	10.000 Level 2	25.000 Level 3	50.000 Level 4	100.000 Level 5	200.000 Level 6	RRF	% RSD
8	Dichlorodifluoromethane	0.14996	0.16189	0.16701	0.19347	0.19740	0.17454	0.17405	10.595
9	Chloromethane	0.42224	0.41533	0.37540	0.38941	0.40771	0.38248	0.39876	4.764
10	Vinyl Chloride	0.30070	0.31883	0.30010	0.31534	0.33175	0.31658	0.31388	3.815
11	Bromomethane	0.15319	0.12733	0.12402	0.12189	0.12205	0.10148	0.12499	13.254
12	Chloroethane	0.17300	0.16965	0.16172	0.17097	0.16629	0.15536	0.16617	3.977
13	Trichlorofluoromethane	0.27287	0.27635	0.25819	0.27427	0.27769	0.26927	0.27144	2.624
14	Dichlorofluoromethane	0.28803	0.31291	0.31908	0.32315	0.33462	0.33167	0.31824	5.286
15	Acrolein	0.03066	0.03516	0.03521	0.03826	0.03960	0.03918	0.03635	9.322
16	Acetone	0.10886	0.08517	0.06785	0.06534	0.06614	0.06481	0.07636	23.171
17	1,1-Dichloroethene	0.17594	0.19848	0.19278	0.20049	0.20536	0.19692	0.19499	5.238
18	Freon-113	0.12194	0.13822	0.13850	0.15251	0.15058	0.14945	0.14187	8.151
19	Iodomethane	0.33470	0.35658	0.35058	0.35262	0.35799	0.35381	0.35105	2.405
20	Carbon Disulfide	0.50637	0.57114	0.56736	0.58981	0.61941	0.61973	0.57897	7.280
21	Methylene Chloride	0.26730	0.25542	0.22925	0.22411	0.22382	0.21746	0.23623	8.541
22	Acetonitrile	0.02611	0.02386	0.02344	0.02379	0.02468	0.02493	0.02447	4.031
23	Acrylonitrile	0.08808	0.09180	0.09220	0.09612	0.10033	0.10071	0.09487	5.338
24	Methyl tert-butyl ether	0.42264	0.46700	0.47076	0.48399	0.49929	0.48048	0.47069	5.551
25	trans-1,2-Dichloroethene	0.20486	0.21663	0.21795	0.22650	0.22422	0.22334	0.21892	3.591
26	Hexane	0.03988	0.04844	0.05018	0.05427	0.05518	0.05426	0.05037	11.481
27	Vinyl acetate	0.29200	0.28800	0.31726	0.35923	0.37607	0.37008	0.33377	11.886
28	1,1-Dichloroethane	0.39807	0.40779	0.40894	0.43152	0.43473	0.43182	0.41881	3.751
29	tert-Butyl Alcohol	0.01044	0.01163	0.01177	0.01294	0.01329	0.01289	0.01216	8.853
30	2-Butanone	0.09720	0.08719	0.09957	0.09952	0.10330	0.10371	0.09842	6.131
M 31	1,2-Dichloroethene (total)	0.21118	0.22609	0.22652	0.23037	0.23344	0.22947	0.22618	3.460
32	cis-1,2-dichloroethene	0.21750	0.23555	0.23508	0.23424	0.24266	0.23561	0.23344	3.592
33	2,2-Dichloropropane	0.15898	0.18010	0.18289	0.19708	0.19976	0.19556	0.18573	8.263
34	Bromochloromethane	0.11311	0.11326	0.11498	0.11661	0.11886	0.11686	0.11561	1.945
35	Chloroform	0.30616	0.32995	0.33880	0.34479	0.35006	0.34873	0.33641	4.922

Report Date : 22-Jul-2009 10:12

TestAmerica North Canton

INITIAL CALIBRATION DATA

Start Cal Date : 21-JUL-2009 13:54
End Cal Date : 21-JUL-2009 18:34
Quant Method : ISTD
Origin : Disabled
Target Version : 4.14
Integrator : HP RTE
Method file : \\cansvr11\dd\chem\MSV\a3ux15.i\C90721B-IC.b\8260LLUX15.m
Last Edit : 22-Jul-2009 10:11 a3ux15.i
Curve Type : Average

	Compound	5.000 Level 1	10.000 Level 2	25.000 Level 3	50.000 Level 4	100.000 Level 5	200.000 Level 6	RRF	% RSD	
	36 Tetrahydrofuran	0.04991	0.06166	0.06234	0.06497	0.06412	0.06654	0.06159	9.723	
	37 1,1,1-Trichloroethane	0.22756	0.24679	0.24912	0.26578	0.27299	0.27034	0.25543	6.847	
	38 1,1-Dichloropropene	0.24547	0.26972	0.28345	0.29222	0.29879	0.29842	0.28134	7.356	
	39 Carbon Tetrachloride	0.17740	0.19895	0.21346	0.22280	0.23604	0.23585	0.21408	10.666	
	40 1,2-Dichloroethane	0.25804	0.29041	0.29449	0.29918	0.30148	0.30414	0.29129	5.842	
	41 Benzene	0.84063	0.88680	0.88381	0.91538	0.95051	0.95524	0.90539	4.846	
	42 Trichloroethene	0.22486	0.24101	0.24424	0.24173	0.25474	0.25675	0.24389	4.704	
	43 1,2-Dichloropropane	0.21600	0.23472	0.22786	0.24542	0.25518	0.25204	0.23854	6.339	
	44 1,4-Dioxane	0.00136	0.00173	0.00164	0.00180	0.00191	0.00189	0.00172	11.765	<-
	45 Dibromomethane	0.09411	0.10586	0.11248	0.11595	0.11869	0.11960	0.11112	8.738	
	46 Bromodichloromethane	0.17348	0.19643	0.21133	0.23508	0.24194	0.24505	0.21722	13.158	
	47 2-Chloroethyl vinyl ether	0.09625	0.11201	0.12170	0.09608	0.10154	0.09683	0.10407	10.148	
	48 cis-1,3-Dichloropropene	0.21728	0.24459	0.27869	0.30351	0.32032	0.33359	0.28300	15.949	
	49 4-Methyl-2-pentanone	0.14857	0.15549	0.18017	0.18997	0.20379	0.21010	0.18135	13.839	
	50 Toluene	1.05949	1.15285	1.15941	1.20402	1.21186	1.27070	1.17639	6.062	
	51 trans-1,3-Dichloropropene	0.20623	0.25370	0.29536	0.32020	0.33932	0.34632	0.29352	18.539	
	52 Ethyl Methacrylate	0.17883	0.21705	0.24886	0.28400	0.30319	0.31079	0.25712	20.230	
	53 1,1,2-Trichloroethane	0.18917	0.20576	0.21668	0.21794	0.22506	0.22363	0.21304	6.356	
	54 1,3-Dichloropropane	0.34174	0.37577	0.38415	0.40110	0.40536	0.40862	0.38612	6.533	
	55 Tetrachloroethene	0.21985	0.24874	0.24982	0.24438	0.25162	0.25583	0.24504	5.263	
	56 2-Hexanone	0.10301	0.13154	0.15024	0.15984	0.17214	0.17570	0.14875	18.501	
	57 Dibromochloromethane	0.13845	0.15291	0.18445	0.20753	0.22516	0.23436	0.19048	20.433	
	58 1,2-Dibromoethane	0.18751	0.20988	0.22637	0.23011	0.23709	0.24088	0.22197	9.022	
	59 Chlorobenzene	0.72628	0.76751	0.79135	0.79741	0.82559	0.83422	0.79040	5.011	
	60 1,1,1,2-Tetrachloroethane	0.17071	0.21128	0.22213	0.24500	0.25187	0.26274	0.22729	14.801	
	61 Ethylbenzene	0.36706	0.40216	0.41734	0.43008	0.44277	0.44865	0.41801	7.213	
	62 m + p-Xylene	0.44547	0.49984	0.51786	0.53257	0.55236	0.57222	0.52005	8.556	
M	63 Xylenes (total)	0.44059	0.49233	0.50936	0.52837	0.54467	0.56012	0.51257	8.342	
	64 Xylene-o	0.43084	0.47732	0.49237	0.51996	0.52929	0.53592	0.49762	7.972	
	65 Styrene	0.59766	0.68717	0.77591	0.82875	0.89971	0.92655	0.78596	16.079	
	66 Bromoform	0.07246	0.08727	0.10392	0.11958	0.13499	0.14752	0.11095	25.751	<-
	67 Isopropylbenzene	1.02960	1.19572	1.23798	1.32624	1.36869	1.44217	1.26673	11.538	
	68 1,1,2,2-Tetrachloroethane	0.40227	0.41227	0.45574	0.48102	0.49183	0.48728	0.45507	8.613	
	69 1,4-Dichloro-2-butene	0.10046	0.12870	0.15454	0.15791	0.17256	0.16761	0.14696	18.647	
	70 1,2,3-Trichloropropane	0.14195	0.13731	0.14953	0.14625	0.14837	0.14565	0.14484	3.121	
	71 Bromobenzene	0.53499	0.56924	0.59539	0.60051	0.60634	0.62128	0.58796	5.279	

Report Date : 22-Jul-2009 10:12

TestAmerica North Canton

INITIAL CALIBRATION DATA

Start Cal Date : 21-JUL-2009 13:54
End Cal Date : 21-JUL-2009 18:34
Quant Method : ISTD
Origin : Disabled
Target Version : 4.14
Integrator : HP RTE
Method file : \\cansvr11\dd\chem\MSV\a3ux15.i\C90721B-IC.b\8260LLUX15.m
Last Edit : 22-Jul-2009 10:11 a3ux15.i
Curve Type : Average

	Compound	5.000 Level 1	10.000 Level 2	25.000 Level 3	50.000 Level 4	100.000 Level 5	200.000 Level 6	RRF	% RSD	
72	n-Propylbenzene	0.52143	0.57289	0.64169	0.66319	0.66923	0.68336	0.62530	10.250	
73	2-Chlorotoluene	0.49670	0.53804	0.55614	0.57674	0.58903	0.58267	0.55655	6.261	
74	1,3,5-Trimethylbenzene	1.52575	1.68878	1.85370	1.93345	2.02771	2.08311	1.85208	11.428	
75	4-Chlorotoluene	0.51815	0.55735	0.57285	0.58439	0.59609	0.58794	0.56946	5.007	
76	tert-Butylbenzene	1.37450	1.53386	1.63298	1.68134	1.73372	1.82644	1.63047	9.756	
77	1,2,4-Trimethylbenzene	1.61278	1.72799	1.92984	2.00417	2.06520	2.14556	1.91426	10.711	
78	sec-Butylbenzene	1.89694	2.14491	2.36173	2.43581	2.52049	2.65152	2.33523	11.704	
79	4-Isopropyltoluene	1.60604	1.77756	1.97641	2.07540	2.15826	2.24218	1.97264	12.211	
80	1,3-Dichlorobenzene	1.13100	1.13378	1.17319	1.18579	1.20193	1.23496	1.17677	3.411	
81	1,4-Dichlorobenzene	1.13612	1.13610	1.17230	1.19972	1.22157	1.26442	1.18837	4.247	
82	n-Butylbenzene	1.32696	1.47474	1.66610	1.77800	1.84660	1.90451	1.66615	13.516	
83	1,2-Dichlorobenzene	1.01909	1.12214	1.13958	1.17747	1.17437	1.19650	1.13819	5.653	
84	1,2-Dibromo-3-chloropropane	0.06441	0.06711	0.08275	0.09322	0.09439	0.10213	0.08400	18.383	
85	1,2,4-Trichlorobenzene	0.78466	0.82265	0.86628	0.85175	0.86273	0.88067	0.84479	4.177	
86	Hexachlorobutadiene	0.31371	0.33696	0.34255	0.34516	0.32772	0.33445	0.33342	3.435	
87	Naphthalene	1.42260	1.63277	1.82364	1.86899	1.91993	2.01127	1.77987	12.110	
88	1,2,3-Trichlorobenzene	0.69003	0.74301	0.76046	0.77129	0.75206	0.76755	0.74740	4.005	
89	Ethyl Ether	0.23349	0.23119	0.24241	0.24353	0.24050	0.23475	0.23765	2.168	
90	Ethanol	+++++	+++++	+++++	+++++	+++++	+++++	+++++	+++++	<-
91	3-Chloropropene	0.10264	0.10710	0.10837	0.11543	0.12285	0.12464	0.11350	7.883	
92	Isopropyl Ether	0.18821	0.18995	0.19783	0.20572	0.21255	0.21024	0.20075	5.160	
93	2-Chloro-1,3-butadiene	0.29636	0.30137	0.32239	0.32920	0.34734	0.35051	0.32453	6.960	
94	Propionitrile	0.02887	0.02818	0.03214	0.03352	0.03216	0.03424	0.03152	7.818	
95	Ethyl Acetate	0.16935	0.15240	0.16558	0.17688	0.18006	0.18718	0.17191	7.132	
96	Methacrylonitrile	0.12593	0.11480	0.12053	0.12923	0.12894	0.13017	0.12493	4.870	
97	Isobutanol	0.00516	0.00470	0.00483	0.00534	0.00522	0.00566	0.00515	6.769	<-
98	Cyclohexane	0.40785	0.47368	0.49728	0.53054	0.54276	0.54652	0.49977	10.632	
99	n-Butanol	0.00323	0.00378	0.00451	0.00478	0.00506	0.00555	0.00449	18.990	<-
100	Methyl Methacrylate	0.13610	0.12468	0.14022	0.14275	0.15276	0.15832	0.14247	8.419	
101	2-Nitropropane	0.01458	0.01589	0.01678	0.01613	0.01924	0.02264	0.01755	16.701	
102	Chloropicrin	+++++	+++++	+++++	+++++	+++++	+++++	+++++	+++++	<-
103	Cyclohexanone	+++++	+++++	+++++	+++++	+++++	+++++	+++++	+++++	<-
104	Pentachloroethane	+++++	+++++	+++++	+++++	+++++	+++++	+++++	+++++	<-
105	Benzyl Chloride	+++++	+++++	+++++	+++++	+++++	+++++	+++++	+++++	<-
134	Thiophene	+++++	+++++	+++++	+++++	+++++	+++++	+++++	+++++	<-
135	Crotononitrile(1st Isomer)	+++++	+++++	+++++	+++++	+++++	+++++	+++++	+++++	<-

Report Date : 22-Jul-2009 10:12

TestAmerica North Canton

INITIAL CALIBRATION DATA

Start Cal Date : 21-JUL-2009 13:54
End Cal Date : 21-JUL-2009 18:34
Quant Method : ISTD
Origin : Disabled
Target Version : 4.14
Integrator : HP RTE
Method file : \\cansvr11\dd\chem\MSV\a3ux15.i\C90721B-IC.b\8260LLUX15.m
Last Edit : 22-Jul-2009 10:11 a3ux15.i
Curve Type : Average

	Compound	5.000 Level 1	10.000 Level 2	25.000 Level 3	50.000 Level 4	100.000 Level 5	200.000 Level 6	RRF	% RSD	
	136 Crotononitrile(2nd Isomer)	+++++	+++++	+++++	+++++	+++++	+++++	+++++	+++++	<-
M	137 Total Crotononitrile	+++++	+++++	+++++	+++++	+++++	+++++	+++++	+++++	<-
	138 Paraldehyde	+++++	+++++	+++++	+++++	+++++	+++++	+++++	+++++	<-
	139 3,3,5-Trimethylcyclohexanone	+++++	+++++	+++++	+++++	+++++	+++++	+++++	+++++	<-
	140 1-Chlorohexane	+++++	+++++	+++++	+++++	+++++	+++++	+++++	+++++	<-
	141 1,3,5-Trichlorobenzene	0.86960	0.91012	0.91430	0.94077	0.95337	0.96163	0.92497	3.682	
	143 Methyl Acetate	0.17636	0.18994	0.19367	0.19158	0.19797	0.19427	0.19063	3.935	
	144 Methylcyclohexane	0.32789	0.36881	0.39062	0.41555	0.43046	0.43806	0.39523	10.580	
	145 Dimethoxymethane	+++++	+++++	+++++	+++++	+++++	+++++	+++++	+++++	<-
	146 2-Methylnaphthalene	0.71704	0.76667	0.93582	1.13357	1.22337	1.27793	1.00907	23.582	
	147 Tetrahydrothiophene	+++++	+++++	+++++	+++++	+++++	+++++	+++++	+++++	<-
	148 1,4-Dichlorobutane	+++++	+++++	+++++	+++++	+++++	+++++	+++++	+++++	<-
	151 Ethyl Acrylate	+++++	+++++	+++++	+++++	+++++	+++++	+++++	+++++	<-
	152 Vinyl Acetate-86	0.02023	0.02429	0.02915	0.03313	0.03461	0.03411	0.02925	20.126	
	153 1,3-Butadiene	+++++	+++++	+++++	+++++	+++++	+++++	+++++	+++++	<-
	154 n-Heptane	+++++	+++++	+++++	+++++	+++++	+++++	+++++	+++++	<-
	155 tert-Butyl Ethyl Ether	0.50542	0.54150	0.58597	0.58515	0.64254	0.66031	0.58681	9.992	
	156 tert-Amyl Methyl Ether	0.35055	0.35660	0.39755	0.39498	0.44396	0.46411	0.40129	11.361	
	157 1,2,3-Trimethylbezene	1.66768	1.76084	2.02084	2.14293	2.26752	2.33230	2.03202	13.284	
$	4 Dibromofluoromethane	0.21016	0.20995	0.20629	0.20566	0.21032	0.21099	0.20889	1.100	
$	5 1,2-Dichloroethane-d4	0.25874	0.24393	0.24253	0.24115	0.25030	0.24693	0.24726	2.632	
$	6 Toluene-d8	1.07648	1.07840	1.04466	1.06793	1.08868	1.09926	1.07590	1.741	
$	7 Bromofluorobenzene	0.37935	0.36265	0.37137	0.38290	0.39789	0.39585	0.38167	3.591	

5A

VOLATILE ORGANIC GC/MS TUNING AND MASS CALIBRATION - BROMOFLUOROBENZENE (BFB)

Lab Name: NORTH CANTON Contract:

Lab Code: TALCAN Case No.: SAS No.: SDG No.: 9H13253

Lab File ID: BFB260 BFB Injection Date: 08/20/09

Instrument ID: A3UX15 BFB Injection Time: 1103

Matrix:(soil/water) WATER Level:(low/med) LOW Column:(pack/cap) CAP

m/e	ION ABUNDANCE CRITERIA	% RELATIVE ABUNDANCE
50	15.0 - 40.0% of mass 95	20.2
75	30.0 - 60.0% of mass 95	45.3
95	Base Peak, 100% relative abundance	100.0
96	5.0 - 9.0% of mass 95	6.2
173	Less than 2.0% of mass 174	0.6 (0.7)1
174	50.0 - 100.0% of mass 95	90.1
175	5.0 - 9.0% of mass 174	6.3 (7.0)1
176	Greater than 95.0%, but less than 101.0% of mass 174	87.9 (97.6)1
177	5.0 - 9.0% of mass 176	5.6 (6.4)2

1-Value is % of mass 174 2-Value is % of mass 176

THIS TUNE APPLIES TO THE FOLLOWING SAMPLES, MS, MSD, BLANKS, AND STANDARDS:

	EPA SAMPLE NO.	LAB SAMPLE ID	LAB FILE ID	DATE ANALYZED	TIME ANALYZED
01	VSTD010	50NG-CC	UXC4661	08/20/09	1150
02	VSTD010	50NG-A9CC	UXC4662	08/20/09	1214
03	LJKLCCHK	LJKLC1AC	UXC4663	08/20/09	1238
04	LJKLCCKDUP	LJKLC1AD	UXC4664	08/20/09	1301
05	LJKLCBLK	LJKLC1AA	UXC4665	08/20/09	1325
06	MRC-MW73B-08	LH45K1AM	UXC4668	08/20/09	1440
07	MRC-MW78B-08	LH45N1AM	UXC4669	08/20/09	1504
08	MRC-MW60B-08	LH45Q1AM	UXC4670	08/20/09	1527
09	TB-081109	LH44C1AA	UXC4676	08/20/09	1747
10	MRC-MW76B-08	LH44N1AA	UXC4677	08/20/09	1810
11	MRC-MW85A-08	LH46E1AM	UXC4678	08/20/09	1834
12	TB-081309	LH8PP1AA	UXC4679	08/20/09	1857
13	MRC-MW86A-08	LH8PX1AA	UXC4680	08/20/09	1921
14	MRC-MW86B-08	LH8P31AM	UXC4681	08/20/09	1944
15	MRC-MW83A-08	LH8P41AM	UXC4682	08/20/09	2008
16	MRC-MW84A-08	LH8P61AM	UXC4683	08/20/09	2032
17	MRC-MW79B-08	LH45E1AM	UXC4689	08/20/09	2251
18					
19					
20					
21					
22					

Data File: \\cansvr11\dd\chem\MSV\a3ux15.i\C90820A.b\UXC4661.D
Report Date: 20-Aug-2009 13:14

TestAmerica North Canton

CONTINUING CALIBRATION COMPOUNDS

Instrument ID: a3ux15.i Injection Date: 20-AUG-2009 11:50
Lab File ID: UXC4661.D Init. Cal. Date(s): 21-JUL-2009 21-JUL-2009
Analysis Type: WATER Init. Cal. Times: 13:54 18:34
Lab Sample ID: 50NG-CC Quant Type: ISTD
Method: \\cansvr11\dd\chem\MSV\a3ux15.i\C90820A.b\8260LLUX15.m

COMPOUND	RRF / AMOUNT	RF50	CCAL RRF50	MIN RRF	%D / %DRIFT	MAX %D / %DRIFT	CURVE TYPE	
$ 4 Dibromofluoromethane	0.20889	0.20413	0.20413	0.010	2.27809	50.00000	Averaged	
$ 5 1,2-Dichloroethane-d4	0.24726	0.22982	0.22982	0.010	7.05285	50.00000	Averaged	
$ 6 Toluene-d8	1.07590	1.01737	1.01737	0.010	5.44050	50.00000	Averaged	
$ 7 Bromofluorobenzene	0.38167	0.36121	0.36121	0.010	5.36058	50.00000	Averaged	
8 Dichlorodifluoromethane	0.17405	0.17381	0.17381	0.010	0.13625	50.00000	Averaged	
9 Chloromethane	0.39876	0.37164	0.37164	0.100	6.80234	50.00000	Averaged	
10 Vinyl Chloride	0.31388	0.29720	0.29720	0.010	5.31510	20.00000	Averaged	
11 Bromomethane	0.12499	0.12100	0.12100	0.010	3.19700	50.00000	Averaged	
12 Chloroethane	0.16617	0.14980	0.14980	0.010	9.85057	50.00000	Averaged	
13 Trichlorofluoromethane	0.27144	0.28716	0.28716	0.010	-5.78983	50.00000	Averaged	
15 Acrolein	0.03635	0.03227	0.03227	0.010	11.22061	50.00000	Averaged	
16 Acetone	100	96.01164	0.06497	0.010	3.98836	0.000e+000	Wt Linear	
17 1,1-Dichloroethene	0.19499	0.21216	0.21216	0.010	-8.80198	20.00000	Averaged	
18 Freon-113	0.14187	0.16398	0.16398	0.010	-15.58650	50.00000	Averaged	
19 Iodomethane	0.35105	0.38206	0.38206	0.010	-8.83505	50.00000	Averaged	
20 Carbon Disulfide	0.57897	0.59571	0.59571	0.010	-2.89171	50.00000	Averaged	
21 Methylene Chloride	0.23623	0.23719	0.23719	0.010	-0.40584	50.00000	Averaged	
22 Acetonitrile	0.02447	0.02612	0.02612	0.010	-6.76357	50.00000	Averaged	
23 Acrylonitrile	0.09487	0.09875	0.09875	0.010	-4.08916	50.00000	Averaged	
24 Methyl tert-butyl ether	0.47069	0.41175	0.41175	0.010	12.52371	50.00000	Averaged	
25 trans-1,2-Dichloroethene	0.21892	0.22784	0.22784	0.010	-4.07563	50.00000	Averaged	
26 Hexane	0.05037	0.04885	0.04885	0.010	3.00507	20.00000	Averaged	
27 Vinyl acetate	0.33377	0.32891	0.32891	0.010	1.45779	50.00000	Averaged	
28 1,1-Dichloroethane	0.41881	0.42226	0.42226	0.100	-0.82247	50.00000	Averaged	
29 tert-Butyl Alcohol	0.01216	0.00945	0.00945	0.010	22.28451	50.00000	Averaged	<-
30 2-Butanone	0.09842	0.09206	0.09206	0.010	6.46204	50.00000	Averaged	
M 31 1,2-Dichloroethene (total)	0.22618	0.23039	0.23039	0.010	-1.86185	50.00000	Averaged	
32 cis-1,2-dichloroethene	0.23344	0.23294	0.23294	0.010	0.21419	50.00000	Averaged	
33 2,2-Dichloropropane	0.18573	0.16976	0.16976	0.010	8.59558	50.00000	Averaged	
34 Bromochloromethane	0.11561	0.12111	0.12111	0.010	-4.75713	50.00000	Averaged	
35 Chloroform	0.33641	0.35660	0.35660	0.010	-6.00217	20.00000	Averaged	
36 Tetrahydrofuran	0.06159	0.05342	0.05342	0.010	13.25713	50.00000	Averaged	
37 1,1,1-Trichloroethane	0.25543	0.26197	0.26197	0.010	-2.56258	50.00000	Averaged	
38 1,1-Dichloropropene	0.28134	0.28186	0.28186	0.010	-0.18265	50.00000	Averaged	
39 Carbon Tetrachloride	0.21408	0.24218	0.24218	0.010	-13.12437	50.00000	Averaged	
40 1,2-Dichloroethane	0.29129	0.31142	0.31142	0.010	-6.90896	50.00000	Averaged	
41 Benzene	0.90539	0.91901	0.91901	0.010	-1.50332	50.00000	Averaged	
42 Trichloroethene	0.24389	0.24916	0.24916	0.010	-2.16288	50.00000	Averaged	
43 1,2-Dichloropropane	0.23854	0.24206	0.24206	0.010	-1.47770	20.00000	Averaged	
44 1,4-Dioxane	0.00172	0.00155	0.00155	0.010	9.86255	50.00000	Averaged	<-
45 Dibromomethane	0.11112	0.11718	0.11718	0.010	-5.45542	50.00000	Averaged	
46 Bromodichloromethane	0.21722	0.22455	0.22455	0.010	-3.37355	50.00000	Averaged	
47 2-Chloroethyl vinyl ether	0.10407	0.08531	0.08531	0.010	18.02657	50.00000	Averaged	

Data File: \\cansvr11\dd\chem\MSV\a3ux15.i\C90820A.b\UXC4661.D
Report Date: 20-Aug-2009 13:14

TestAmerica North Canton

CONTINUING CALIBRATION COMPOUNDS

Instrument ID: a3ux15.i Injection Date: 20-AUG-2009 11:50
Lab File ID: UXC4661.D Init. Cal. Date(s): 21-JUL-2009 21-JUL-2009
Analysis Type: WATER Init. Cal. Times: 13:54 18:34
Lab Sample ID: 50NG-CC Quant Type: ISTD
Method: \\cansvr11\dd\chem\MSV\a3ux15.i\C90820A.b\8260LLUX15.m

COMPOUND	RRF / AMOUNT	RF50	CCAL RRF50	MIN RRF	%D / %DRIFT	MAX %D / %DRIFT	CURVE TYPE
48 cis-1,3-Dichloropropene	50.00000	41.67810	0.26065	0.010	16.64380	0.000e+000	Wt Linear
49 4-Methyl-2-pentanone	0.18135	0.17786	0.17786	0.010	1.92433	50.00000	Averaged
50 Toluene	1.17639	1.23762	1.23762	0.010	-5.20489	20.00000	Averaged
51 trans-1,3-Dichloropropene	50.00000	40.71853	0.26551	0.010	18.56294	0.000e+000	Wt Linear
52 Ethyl Methacrylate	50.00000	41.70924	0.24212	0.010	16.58152	0.000e+000	Wt Linear
53 1,1,2-Trichloroethane	0.21304	0.23050	0.23050	0.010	-8.19537	50.00000	Averaged
54 1,3-Dichloropropane	0.38612	0.38773	0.38773	0.010	-0.41545	50.00000	Averaged
55 Tetrachloroethene	0.24504	0.27375	0.27375	0.010	-11.71676	50.00000	Averaged
56 2-Hexanone	100	97.23295	0.16228	0.010	2.76705	0.000e+000	Wt Linear
57 Dibromochloromethane	50.00000	47.12303	0.20588	0.010	5.75393	0.000e+000	Wt Linear
58 1,2-Dibromoethane	0.22197	0.22919	0.22919	0.010	-3.24903	50.00000	Averaged
59 Chlorobenzene	0.79040	0.82930	0.82930	0.300	-4.92227	50.00000	Averaged
60 1,1,1,2-Tetrachloroethane	0.22729	0.25224	0.25224	0.010	-10.97880	50.00000	Averaged
61 Ethylbenzene	0.41801	0.44483	0.44483	0.010	-6.41482	20.00000	Averaged
62 m + p-Xylene	0.52005	0.56700	0.56700	0.010	-9.02797	50.00000	Averaged
M 63 Xylenes (total)	0.51257	0.54908	0.54908	0.010	-7.12137	50.00000	Averaged
64 Xylene-o	0.49762	0.51322	0.51322	0.010	-3.13624	50.00000	Averaged
65 Styrene	50.00000	50.38654	0.88514	0.010	-0.77308	0.000e+000	Wt Linear
66 Bromoform	50.00000	42.19253	0.11105	0.100	15.61494	0.000e+000	Wt Linear
67 Isopropylbenzene	1.26673	1.27073	1.27073	0.010	-0.31575	50.00000	Averaged
68 1,1,2,2-Tetrachloroethane	0.45507	0.45054	0.45054	0.300	0.99615	50.00000	Averaged
69 1,4-Dichloro-2-butene	50.00000	27.04697	0.08479	0.010	45.90606	0.000e+000	Wt Linear
70 1,2,3-Trichloropropane	0.14484	0.14204	0.14204	0.010	1.93738	50.00000	Averaged
71 Bromobenzene	0.58796	0.61622	0.61622	0.010	-4.80706	50.00000	Averaged
72 n-Propylbenzene	0.62530	0.64121	0.64121	0.010	-2.54527	50.00000	Averaged
73 2-Chlorotoluene	0.55655	0.55329	0.55329	0.010	0.58623	50.00000	Averaged
74 1,3,5-Trimethylbenzene	1.85208	1.87689	1.87689	0.010	-1.33927	50.00000	Averaged
75 4-Chlorotoluene	0.56946	0.58778	0.58778	0.010	-3.21621	50.00000	Averaged
76 tert-Butylbenzene	1.63047	1.54848	1.54848	0.010	5.02878	50.00000	Averaged
77 1,2,4-Trimethylbenzene	1.91426	1.96218	1.96218	0.010	-2.50360	50.00000	Averaged
78 sec-Butylbenzene	2.33523	2.25663	2.25663	0.010	3.36576	50.00000	Averaged
79 4-Isopropyltoluene	1.97264	1.96021	1.96021	0.010	0.63007	50.00000	Averaged
80 1,3-Dichlorobenzene	1.17677	1.19695	1.19695	0.010	-1.71439	50.00000	Averaged
81 1,4-Dichlorobenzene	1.18837	1.23326	1.23326	0.010	-3.77751	50.00000	Averaged
82 n-Butylbenzene	1.66615	1.61416	1.61416	0.010	3.12064	50.00000	Averaged
83 1,2-Dichlorobenzene	1.13819	1.20100	1.20100	0.010	-5.51833	50.00000	Averaged
84 1,2-Dibromo-3-chloropropane	50.00000	39.58753	0.07436	0.010	20.82495	0.000e+000	Wt Linear
85 1,2,4-Trichlorobenzene	0.84479	0.79132	0.79132	0.010	6.32969	50.00000	Averaged
86 Hexachlorobutadiene	0.33342	0.33072	0.33072	0.010	0.81106	50.00000	Averaged
87 Naphthalene	1.77987	1.56408	1.56408	0.010	12.12412	50.00000	Averaged
88 1,2,3-Trichlorobenzene	0.74740	0.74958	0.74958	0.010	-0.29134	50.00000	Averaged
98 Cyclohexane	0.49977	0.49112	0.49112	0.010	1.72996	50.00000	Averaged
143 Methyl Acetate	0.19063	0.17086	0.17086	0.010	10.37285	50.00000	Averaged

Data File: \\cansvr11\dd\chem\MSV\a3ux15.i\C90820A.b\UXC4661.D
Report Date: 20-Aug-2009 13:14

TestAmerica North Canton

CONTINUING CALIBRATION COMPOUNDS

Instrument ID: a3ux15.i Injection Date: 20-AUG-2009 11:50
Lab File ID: UXC4661.D Init. Cal. Date(s): 21-JUL-2009 21-JUL-2009
Analysis Type: WATER Init. Cal. Times: 13:54 18:34
Lab Sample ID: 50NG-CC Quant Type: ISTD
Method: \\cansvr11\dd\chem\MSV\a3ux15.i\C90820A.b\8260LLUX15.m

COMPOUND	RRF / AMOUNT	RF50	CCAL RRF50	MIN RRF	%D / %DRIFT	MAX %D / %DRIFT	CURVE TYPE
144 Methylcyclohexane	0.39523	0.37054	0.37054	0.010	6.24775	50.00000	Averaged
141 1,3,5-Trichlorobenzene	0.92497	0.90259	0.90259	0.010	2.41904	50.00000	Averaged
152 Vinyl Acetate-86	50.00000	45.65244	0.02996	0.010	8.69512	0.000e+000	Wt Linear

5A

VOLATILE ORGANIC GC/MS TUNING AND MASS CALIBRATION - BROMOFLUOROBENZENE (BFB)

Lab Name: NORTH CANTON Contract:

Lab Code: TALCAN Case No.: SAS No.: SDG No.: 9H13253

Lab File ID: BFB261 BFB Injection Date: 08/21/09

Instrument ID: A3UX15 BFB Injection Time: 0904

Matrix:(soil/water) WATER Level:(low/med) LOW Column:(pack/cap) CAP

m/e	ION ABUNDANCE CRITERIA	% RELATIVE ABUNDANCE
50	15.0 - 40.0% of mass 95	19.2
75	30.0 - 60.0% of mass 95	45.1
95	Base Peak, 100% relative abundance	100.0
96	5.0 - 9.0% of mass 95	6.3
173	Less than 2.0% of mass 174	0.6 (0.6)1
174	50.0 - 100.0% of mass 95	91.0
175	5.0 - 9.0% of mass 174	6.4 (7.1)1
176	Greater than 95.0%, but less than 101.0% of mass 174	89.1 (97.8)1
177	5.0 - 9.0% of mass 176	5.8 (6.5)2

1-Value is % of mass 174 2-Value is % of mass 176

THIS TUNE APPLIES TO THE FOLLOWING SAMPLES, MS, MSD, BLANKS, AND STANDARDS:

	EPA SAMPLE NO.	LAB SAMPLE ID	LAB FILE ID	DATE ANALYZED	TIME ANALYZED
01	VSTD010	50NG-CC	UXC4691	08/21/09	0956
02	VSTD010	50NG-A9CC	UXC4692	08/21/09	1019
03	LJPNDCHK	LJPND1AC	UXC4693	08/21/09	1043
04	LJPNDCKDUP	LJPND1AD	UXC4694	08/21/09	1107
05	LJPNDBLK	LJPND1AA	UXC4695	08/21/09	1130
06	MRC-MW48A-08	LH46D1A0	UXC4696	08/21/09	1153
07	MRC-MW74A-08	LH8P81AM	UXC4697	08/21/09	1216
08	MRC-MW48A-08	LH46D1C4	UXC4717	08/21/09	2003
09	MRC-MW48A-08	LH46D1C5	UXC4718	08/21/09	2027
10					
11					
12					
13					
14					
15					
16					
17					
18					
19					
20					
21					
22					

Data File: \\cansvr11\dd\chem\MSV\a3ux15.i\C90821A.b\UXC4691.D
Report Date: 21-Aug-2009 11:04

TestAmerica North Canton

CONTINUING CALIBRATION COMPOUNDS

Instrument ID: a3ux15.i Injection Date: 21-AUG-2009 09:56
Lab File ID: UXC4691.D Init. Cal. Date(s): 21-JUL-2009 21-JUL-2009
Analysis Type: WATER Init. Cal. Times: 13:54 18:34
Lab Sample ID: 50NG-CC Quant Type: ISTD
Method: \\cansvr11\dd\chem\MSV\a3ux15.i\C90821A.b\8260LLUX15.m

COMPOUND	RRF / AMOUNT	RF50	CCAL RRF50	MIN RRF	%D / %DRIFT	MAX %D / %DRIFT	CURVE TYPE	
$ 4 Dibromofluoromethane	0.20889	0.20292	0.20292	0.010	2.86069	50.00000	Averaged	
$ 5 1,2-Dichloroethane-d4	0.24726	0.22649	0.22649	0.010	8.40106	50.00000	Averaged	
$ 6 Toluene-d8	1.07590	1.03033	1.03033	0.010	4.23555	50.00000	Averaged	
$ 7 Bromofluorobenzene	0.38167	0.35293	0.35293	0.010	7.53052	50.00000	Averaged	
8 Dichlorodifluoromethane	0.17405	0.13236	0.13236	0.010	23.95381	50.00000	Averaged	
9 Chloromethane	0.39876	0.33027	0.33027	0.100	17.17621	50.00000	Averaged	
10 Vinyl Chloride	0.31388	0.27155	0.27155	0.010	13.48847	20.00000	Averaged	
11 Bromomethane	0.12499	0.11868	0.11868	0.010	5.05407	50.00000	Averaged	
12 Chloroethane	0.16617	0.14543	0.14543	0.010	12.47965	50.00000	Averaged	
13 Trichlorofluoromethane	0.27144	0.28614	0.28614	0.010	-5.41506	50.00000	Averaged	
15 Acrolein	0.03635	0.02890	0.02890	0.010	20.48948	50.00000	Averaged	
16 Acetone	100	97.37744	0.06584	0.010	2.62256	0.000e+000	Wt Linear	
17 1,1-Dichloroethene	0.19499	0.20120	0.20120	0.010	-3.18115	20.00000	Averaged	
18 Freon-113	0.14187	0.15802	0.15802	0.010	-11.38779	50.00000	Averaged	
19 Iodomethane	0.35105	0.38111	0.38111	0.010	-8.56318	50.00000	Averaged	
20 Carbon Disulfide	0.57897	0.60314	0.60314	0.010	-4.17549	50.00000	Averaged	
21 Methylene Chloride	0.23623	0.22536	0.22536	0.010	4.60016	50.00000	Averaged	
22 Acetonitrile	0.02447	0.02621	0.02621	0.010	-7.11294	50.00000	Averaged	
23 Acrylonitrile	0.09487	0.09369	0.09369	0.010	1.25204	50.00000	Averaged	
24 Methyl tert-butyl ether	0.47069	0.39910	0.39910	0.010	15.21051	50.00000	Averaged	
25 trans-1,2-Dichloroethene	0.21892	0.22038	0.22038	0.010	-0.66951	50.00000	Averaged	
26 Hexane	0.05037	0.04676	0.04676	0.010	7.17053	20.00000	Averaged	
27 Vinyl acetate	0.33377	0.22109	0.22109	0.010	33.76102	50.00000	Averaged	
28 1,1-Dichloroethane	0.41881	0.41437	0.41437	0.100	1.06149	50.00000	Averaged	
29 tert-Butyl Alcohol	0.01216	0.00989	0.00989	0.010	18.69358	50.00000	Averaged	<-
30 2-Butanone	0.09842	0.08938	0.08938	0.010	9.18501	50.00000	Averaged	
M 31 1,2-Dichloroethene (total)	0.22618	0.22585	0.22585	0.010	0.14645	50.00000	Averaged	
32 cis-1,2-dichloroethene	0.23344	0.23131	0.23131	0.010	0.91164	50.00000	Averaged	
33 2,2-Dichloropropane	0.18573	0.17861	0.17861	0.010	3.82997	50.00000	Averaged	
34 Bromochloromethane	0.11561	0.11804	0.11804	0.010	-2.09889	50.00000	Averaged	
35 Chloroform	0.33641	0.35458	0.35458	0.010	-5.39885	20.00000	Averaged	
36 Tetrahydrofuran	0.06159	0.04698	0.04698	0.010	23.71250	50.00000	Averaged	
37 1,1,1-Trichloroethane	0.25543	0.26387	0.26387	0.010	-3.30285	50.00000	Averaged	
38 1,1-Dichloropropene	0.28134	0.26835	0.26835	0.010	4.61709	50.00000	Averaged	
39 Carbon Tetrachloride	0.21408	0.24276	0.24276	0.010	-13.39581	50.00000	Averaged	
40 1,2-Dichloroethane	0.29129	0.30085	0.30085	0.010	-3.28042	50.00000	Averaged	
41 Benzene	0.90539	0.89797	0.89797	0.010	0.82017	50.00000	Averaged	
42 Trichloroethene	0.24389	0.24960	0.24960	0.010	-2.34077	50.00000	Averaged	
43 1,2-Dichloropropane	0.23854	0.23639	0.23639	0.010	0.89816	20.00000	Averaged	
44 1,4-Dioxane	0.00172	0.00157	0.00157	0.010	8.52247	50.00000	Averaged	<-
45 Dibromomethane	0.11112	0.11572	0.11572	0.010	-4.14475	50.00000	Averaged	
46 Bromodichloromethane	0.21722	0.23569	0.23569	0.010	-8.50323	50.00000	Averaged	
47 2-Chloroethyl vinyl ether	0.10407	0.08439	0.08439	0.010	18.90606	50.00000	Averaged	

Data File: \\cansvr11\dd\chem\MSV\a3ux15.i\C90821A.b\UXC4691.D
Report Date: 21-Aug-2009 11:04

TestAmerica North Canton

CONTINUING CALIBRATION COMPOUNDS

Instrument ID: a3ux15.i Injection Date: 21-AUG-2009 09:56
Lab File ID: UXC4691.D Init. Cal. Date(s): 21-JUL-2009 21-JUL-2009
Analysis Type: WATER Init. Cal. Times: 13:54 18:34
Lab Sample ID: 50NG-CC Quant Type: ISTD
Method: \\cansvr11\dd\chem\MSV\a3ux15.i\C90821A.b\8260LLUX15.m

COMPOUND	RRF / AMOUNT	RF50	CCAL RRF50	MIN RRF	%D / %DRIFT	MAX %D / %DRIFT	CURVE TYPE
48 cis-1,3-Dichloropropene	50.00000	43.63327	0.27360	0.010	12.73347	0.000e+000	Wt Linear
49 4-Methyl-2-pentanone	0.18135	0.17133	0.17133	0.010	5.52740	50.00000	Averaged
50 Toluene	1.17639	1.21216	1.21216	0.010	-3.04068	20.00000	Averaged
51 trans-1,3-Dichloropropene	50.00000	43.44097	0.28441	0.010	13.11806	0.000e+000	Wt Linear
52 Ethyl Methacrylate	50.00000	42.47562	0.24689	0.010	15.04877	0.000e+000	Wt Linear
53 1,1,2-Trichloroethane	0.21304	0.22938	0.22938	0.010	-7.67248	50.00000	Averaged
54 1,3-Dichloropropane	0.38612	0.38949	0.38949	0.010	-0.87070	50.00000	Averaged
55 Tetrachloroethene	0.24504	0.26348	0.26348	0.010	-7.52382	50.00000	Averaged
56 2-Hexanone	100	89.63694	0.14893	0.010	10.36306	0.000e+000	Wt Linear
57 Dibromochloromethane	50.00000	51.28244	0.22525	0.010	-2.56487	0.000e+000	Wt Linear
58 1,2-Dibromoethane	0.22197	0.22535	0.22535	0.010	-1.52280	50.00000	Averaged
59 Chlorobenzene	0.79040	0.83259	0.83259	0.300	-5.33784	50.00000	Averaged
60 1,1,1,2-Tetrachloroethane	0.22729	0.26633	0.26633	0.010	-17.17785	50.00000	Averaged
61 Ethylbenzene	0.41801	0.43064	0.43064	0.010	-3.02129	20.00000	Averaged
62 m + p-Xylene	0.52005	0.55694	0.55694	0.010	-7.09359	50.00000	Averaged
M 63 Xylenes (total)	0.51257	0.53881	0.53881	0.010	-5.11824	50.00000	Averaged
64 Xylene-o	0.49762	0.50254	0.50254	0.010	-0.98942	50.00000	Averaged
65 Styrene	50.00000	49.97356	0.87753	0.010	0.05288	0.000e+000	Wt Linear
66 Bromoform	50.00000	49.12246	0.13103	0.100	1.75507	0.000e+000	Wt Linear
67 Isopropylbenzene	1.26673	1.26290	1.26290	0.010	0.30262	50.00000	Averaged
68 1,1,2,2-Tetrachloroethane	0.45507	0.46389	0.46389	0.300	-1.93806	50.00000	Averaged
69 1,4-Dichloro-2-butene	50.00000	39.25087	0.12650	0.010	21.49825	0.000e+000	Wt Linear
70 1,2,3-Trichloropropane	0.14484	0.13780	0.13780	0.010	4.85935	50.00000	Averaged
71 Bromobenzene	0.58796	0.63778	0.63778	0.010	-8.47329	50.00000	Averaged
72 n-Propylbenzene	0.62530	0.65903	0.65903	0.010	-5.39409	50.00000	Averaged
73 2-Chlorotoluene	0.55655	0.58447	0.58447	0.010	-5.01552	50.00000	Averaged
74 1,3,5-Trimethylbenzene	1.85208	1.95243	1.95243	0.010	-5.41784	50.00000	Averaged
75 4-Chlorotoluene	0.56946	0.61789	0.61789	0.010	-8.50411	50.00000	Averaged
76 tert-Butylbenzene	1.63047	1.61538	1.61538	0.010	0.92586	50.00000	Averaged
77 1,2,4-Trimethylbenzene	1.91426	2.00088	2.00088	0.010	-4.52507	50.00000	Averaged
78 sec-Butylbenzene	2.33523	2.35744	2.35744	0.010	-0.95097	50.00000	Averaged
79 4-Isopropyltoluene	1.97264	2.02556	2.02556	0.010	-2.68243	50.00000	Averaged
80 1,3-Dichlorobenzene	1.17677	1.23017	1.23017	0.010	-4.53720	50.00000	Averaged
81 1,4-Dichlorobenzene	1.18837	1.28184	1.28184	0.010	-7.86573	50.00000	Averaged
82 n-Butylbenzene	1.66615	1.61619	1.61619	0.010	2.99836	50.00000	Averaged
83 1,2-Dichlorobenzene	1.13819	1.22167	1.22167	0.010	-7.33442	50.00000	Averaged
84 1,2-Dibromo-3-chloropropane	50.00000	40.98934	0.07718	0.010	18.02133	0.000e+000	Wt Linear
85 1,2,4-Trichlorobenzene	0.84479	0.84604	0.84604	0.010	-0.14831	50.00000	Averaged
86 Hexachlorobutadiene	0.33342	0.34874	0.34874	0.010	-4.59369	50.00000	Averaged
87 Naphthalene	1.77987	1.64087	1.64087	0.010	7.80971	50.00000	Averaged
88 1,2,3-Trichlorobenzene	0.74740	0.77639	0.77639	0.010	-3.87876	50.00000	Averaged
98 Cyclohexane	0.49977	0.46333	0.46333	0.010	7.29163	50.00000	Averaged
143 Methyl Acetate	0.19063	0.18178	0.18178	0.010	4.64432	50.00000	Averaged

Data File: \\cansvr11\dd\chem\MSV\a3ux15.i\C90821A.b\UXC4691.D
Report Date: 21-Aug-2009 11:04

TestAmerica North Canton

CONTINUING CALIBRATION COMPOUNDS

Instrument ID: a3ux15.i Injection Date: 21-AUG-2009 09:56
Lab File ID: UXC4691.D Init. Cal. Date(s): 21-JUL-2009 21-JUL-2009
Analysis Type: WATER Init. Cal. Times: 13:54 18:34
Lab Sample ID: 50NG-CC Quant Type: ISTD
Method: \\cansvr11\dd\chem\MSV\a3ux15.i\C90821A.b\8260LLUX15.m

COMPOUND	RRF / AMOUNT	RF50	CCAL RRF50	MIN RRF	%D / %DRIFT	MAX %D / %DRIFT	CURVE TYPE
144 Methylcyclohexane	0.39523	0.34930	0.34930	0.010	11.62050	50.00000	Averaged
141 1,3,5-Trichlorobenzene	0.92497	0.93795	0.93795	0.010	-1.40359	50.00000	Averaged
152 Vinyl Acetate-86	50.00000	31.75708	0.02031	0.010	36.48585	0.000e+000	Wt Linear

SW846 8260B METHOD BLANK SUMMARY

BLANK WORKORDER NO.: LJKLC1AA

Lab Name: TestAmerica Laboratories, Inc.

Lab Code: TALCAN

SDG Number:9H13253

Lab File ID: UXC4665.D

Lot Number: A9H130253

Date Analyzed: 08/20/09

Time Analyzed: 13:25

Matrix: WATER

Date Extracted:08/20/09

GC Column: DB624 ID: .18

Extraction Method: 5030B/8260B

Instrument ID: UX15

Level:(low/med) LOW

THIS METHOD BLANK APPLIES TO THE FOLLOWING SAMPLES, LCS, LCSD, MS , MSD:

	CLIENT ID.	SAMPLE WORK ORDER #	LAB FILE ID	DATE ANALYZED	TIME ANALYZED
01	TB-081109	LH44C1AA	UXC4676.D	08/20/09	17:47
02	MRC-MW76B-081109	LH44N1AA	UXC4677.D	08/20/09	18:10
03	MRC-MW79B-081109	LH45E1AM	UXC4689.D	08/20/09	22:51
04	MRC-MW73B-081109	LH45K1AM	UXC4668.D	08/20/09	14:40
05	MRC-MW78B-081109	LH45N1AM	UXC4669.D	08/20/09	15:04
06	MRC-MW60B-081209	LH45Q1AM	UXC4670.D	08/20/09	15:27
07	MRC-MW85A-081209	LH46E1AM	UXC4678.D	08/20/09	18:34
08	CHECK SAMPLE	LJKLC1AC C	UXC4663.D	08/20/09	12:38
09	DUPLICATE CHECK	LJKLC1AD L	UXC4664.D	08/20/09	13:01
10					
11					
12					
13					
14					
15					
16					
17					
18					
19					
20					
21					
22					
23					
24					
25					
26					
27					
28					
29					
30					

COMMENTS:

FORM IV

SW846 8260B METHOD BLANK SUMMARY

BLANK WORKORDER NO.: LJKLC1AA

Lab Name: TestAmerica Laboratories, Inc.

Lab Code: TALCAN

SDG Number:9H13253

Lab File ID: UXC4665.D

Lot Number: A9H150168

Date Analyzed: 08/20/09

Time Analyzed: 13:25

Matrix: WATER

Date Extracted:08/20/09

GC Column: DB624 ID: .18

Extraction Method: 5030B/8260B

Instrument ID: UX15

Level:(low/med) LOW

THIS METHOD BLANK APPLIES TO THE FOLLOWING SAMPLES, LCS, LCSD, MS , MSD:

	CLIENT ID.	SAMPLE WORK ORDER #	LAB FILE ID	DATE ANALYZED	TIME ANALYZED
01	TB-081309	LH8PP1AA	UXC4679.D	08/20/09	18:57
02	MRC-MW86A-081309	LH8PX1AA	UXC4680.D	08/20/09	19:21
03	MRC-MW86B-081309	LH8P31AM	UXC4681.D	08/20/09	19:44
04	MRC-MW83A-081309	LH8P41AM	UXC4682.D	08/20/09	20:08
05	MRC-MW84A-081409	LH8P61AM	UXC4683.D	08/20/09	20:32
06	CHECK SAMPLE	LJKLC1AC C	UXC4663.D	08/20/09	12:38
07	DUPLICATE CHECK	LJKLC1AD L	UXC4664.D	08/20/09	13:01
08					
09					
10					
11					
12					
13					
14					
15					
16					
17					
18					
19					
20					
21					
22					
23					
24					
25					
26					
27					
28					
29					
30					

COMMENTS:

FORM IV

METHOD BLANK REPORT

GC/MS Volatiles

Client Lot #...: 9H13253 **Work Order #...:** LJKLC1AA **Matrix.....:** WATER
MB Lot-Sample #: A9H210000-347

Prep Date.....: 08/20/09 **Final Wgt/Vol..:** 5 mL
Analysis Date..: 08/20/09 **Prep Batch #...:** 9233347
Dilution Factor: 1 **Initial Wgt/Vol:** 5 mL

PARAMETER	RESULT	REPORTING LIMIT	UNITS	METHOD
cis-1,2-Dichloroethene	ND	1.0	ug/L	SW846 8260B
trans-1,2-Dichloroethene	ND	1.0	ug/L	SW846 8260B
Acetone	ND	5.0	ug/L	SW846 8260B
Bromobenzene	ND	1.0	ug/L	SW846 8260B
Bromochloromethane	ND	1.0	ug/L	SW846 8260B
Bromodichloromethane	ND	1.0	ug/L	SW846 8260B
2-Butanone	ND	5.0	ug/L	SW846 8260B
n-Butylbenzene	ND	1.0	ug/L	SW846 8260B
sec-Butylbenzene	ND	1.0	ug/L	SW846 8260B
tert-Butylbenzene	ND	1.0	ug/L	SW846 8260B
Carbon disulfide	ND	1.0	ug/L	SW846 8260B
Dibromochloromethane	ND	1.0	ug/L	SW846 8260B
1,2-Dibromo-3-chloro-propane	ND	2.0	ug/L	SW846 8260B
2-Chloroethyl vinyl ether	ND	5.0	ug/L	SW846 8260B
2-Chlorotoluene	ND	1.0	ug/L	SW846 8260B
4-Chlorotoluene	ND	1.0	ug/L	SW846 8260B
1,2-Dibromoethane	ND	1.0	ug/L	SW846 8260B
Dibromomethane	ND	1.0	ug/L	SW846 8260B
1,2-Dichlorobenzene	ND	1.0	ug/L	SW846 8260B
1,3-Dichlorobenzene	ND	1.0	ug/L	SW846 8260B
1,4-Dichlorobenzene	ND	1.0	ug/L	SW846 8260B
Dichlorodifluoromethane	ND	1.0	ug/L	SW846 8260B
1,3-Dichloropropane	ND	1.0	ug/L	SW846 8260B
2,2-Dichloropropane	ND	1.0	ug/L	SW846 8260B
1,1-Dichloropropene	ND	1.0	ug/L	SW846 8260B
Trichlorofluoromethane	ND	1.0	ug/L	SW846 8260B
Hexachlorobutadiene	ND	1.0	ug/L	SW846 8260B
2-Hexanone	ND	5.0	ug/L	SW846 8260B
Isopropylbenzene	ND	1.0	ug/L	SW846 8260B
p-Isopropyltoluene	ND	1.0	ug/L	SW846 8260B
tert-Butyl alcohol	ND	20	ug/L	SW846 8260B
4-Methyl-2-pentanone	ND	5.0	ug/L	SW846 8260B
Naphthalene	ND	1.0	ug/L	SW846 8260B
n-Propylbenzene	ND	1.0	ug/L	SW846 8260B
Styrene	ND	1.0	ug/L	SW846 8260B
1,1,1,2-Tetrachloroethane	ND	1.0	ug/L	SW846 8260B
1,2,3-Trichlorobenzene	ND	1.0	ug/L	SW846 8260B
1,2,4-Trichloro-benzene	ND	1.0	ug/L	SW846 8260B
1,2,3-Trichloropropane	ND	1.0	ug/L	SW846 8260B

(Continued on next page)

METHOD BLANK REPORT

GC/MS Volatiles

Client Lot #...: 9H13253 **Work Order #...:** LJKLC1AA **Matrix.....:** WATER

PARAMETER	RESULT	REPORTING LIMIT	UNITS	METHOD
1,1,2-Trichloro-1,2,2-trifluoroethane	ND	1.0	ug/L	SW846 8260B
1,2,4-Trimethylbenzene	ND	1.0	ug/L	SW846 8260B
Vinyl acetate	ND	2.0	ug/L	SW846 8260B
o-Xylene	ND	1.0	ug/L	SW846 8260B
Xylenes (total)	ND	2.0	ug/L	SW846 8260B
Methyl tert-butyl ether	ND	5.0	ug/L	SW846 8260B
m-Xylene & p-Xylene	ND	2.0	ug/L	SW846 8260B
1,2,3-Trimethylbenzene	ND	5.0	ug/L	SW846 8260B
Diisopropyl Ether (DIPE)	ND	5.0	ug/L	SW846 8260B
Ethyl-t-Butyl Ether (ETBE	ND	5.0	ug/L	SW846 8260B
Tert-amyl methyl ether (T	ND	5.0	ug/L	SW846 8260B
Benzene	ND	1.0	ug/L	SW846 8260B
Bromoform	ND	1.0	ug/L	SW846 8260B
Bromomethane	ND	1.0	ug/L	SW846 8260B
Carbon tetrachloride	ND	1.0	ug/L	SW846 8260B
Chlorobenzene	ND	1.0	ug/L	SW846 8260B
Chloroethane	ND	1.0	ug/L	SW846 8260B
Chloroform	ND	1.0	ug/L	SW846 8260B
Chloromethane	ND	1.0	ug/L	SW846 8260B
1,1-Dichloroethane	ND	1.0	ug/L	SW846 8260B
1,2-Dichloroethane	ND	1.0	ug/L	SW846 8260B
1,1-Dichloroethene	ND	1.0	ug/L	SW846 8260B
1,2-Dichloropropane	ND	1.0	ug/L	SW846 8260B
cis-1,3-Dichloropropene	ND	1.0	ug/L	SW846 8260B
trans-1,3-Dichloropropene	ND	1.0	ug/L	SW846 8260B
Ethylbenzene	ND	1.0	ug/L	SW846 8260B
Methylene chloride	ND	1.0	ug/L	SW846 8260B
1,1,2,2-Tetrachloroethane	ND	1.0	ug/L	SW846 8260B
Tetrachloroethene	ND	1.0	ug/L	SW846 8260B
Toluene	ND	1.0	ug/L	SW846 8260B
1,1,1-Trichloroethane	ND	1.0	ug/L	SW846 8260B
Trichloroethene	ND	1.0	ug/L	SW846 8260B
Vinyl chloride	ND	1.0	ug/L	SW846 8260B

SURROGATE	PERCENT RECOVERY	RECOVERY LIMITS
Dibromofluoromethane	91	(73 - 122)
1,2-Dichloroethane-d4	92	(61 - 128)
Toluene-d8	87	(76 - 110)
4-Bromofluorobenzene	83	(74 - 116)

NOTE(S):

Calculations are performed before rounding to avoid round-off errors in calculated results.

Tetra Tech NUS, Inc

Method Blank Report

GC/MS Volatiles

Lot-Sample #: A9H210000-347 B **Work Order #:** LJKLC1AA **Matrix:** WATER

MASS SPECTROMETER/DATA SYSTEM (MSDS) TENTATIVELY IDENTIFIED COMPOUNDS

PARAMETER	CAS #	ESTIMATED RESULT	RETENTION TIME	UNITS
None				ug/L

SW846 8260B METHOD BLANK SUMMARY

BLANK WORKORDER NO.: LJPND1AA

Lab Name: TestAmerica Laboratories, Inc.

Lab Code: TALCAN

SDG Number:9H13253

Lab File ID: UXC4695.D

Lot Number: A9H130253

Date Analyzed: 08/21/09

Time Analyzed: 11:30

Matrix: WATER

Date Extracted:08/21/09

GC Column: DB624 ID: .18

Extraction Method: 5030B/8260B

Instrument ID: UX15

Level:(low/med) LOW

THIS METHOD BLANK APPLIES TO THE FOLLOWING SAMPLES, LCS, LCSD, MS , MSD:

	CLIENT ID.	SAMPLE WORK ORDER #	LAB FILE ID	DATE ANALYZED	TIME ANALYZED
01	MRC-MW48A-081209	LH46D1A0	UXC4696.D	08/21/09	11:53
02	MRC-MW48A-081209	LH46D1C4 S	UXC4717.D	08/21/09	20:03
03	MRC-MW48A-081209	LH46D1C5 D	UXC4718.D	08/21/09	20:27
04	CHECK SAMPLE	LJPND1AC C	UXC4693.D	08/21/09	10:43
05	DUPLICATE CHECK	LJPND1AD L	UXC4694.D	08/21/09	11:07
06					
07					
08					
09					
10					
11					
12					
13					
14					
15					
16					
17					
18					
19					
20					
21					
22					
23					
24					
25					
26					
27					
28					
29					
30					

COMMENTS:

FORM IV

METHOD BLANK REPORT

GC/MS Volatiles

Client Lot #...: 9H13253 **Work Order #...:** LJPND1AA **Matrix.....:** WATER
MB Lot-Sample #: A9H250000-281

Prep Date.....: 08/21/09 **Final Wgt/Vol..:** 5 mL
Analysis Date..: 08/21/09 **Prep Batch #...:** 9237281
Dilution Factor: 1 **Initial Wgt/Vol:** 5 mL

PARAMETER	RESULT	REPORTING LIMIT	UNITS	METHOD
Methyl tert-butyl ether	ND	5.0	ug/L	SW846 8260B
m-Xylene & p-Xylene	ND	2.0	ug/L	SW846 8260B
1,2,3-Trimethylbenzene	ND	5.0	ug/L	SW846 8260B
Acetone	ND	5.0	ug/L	SW846 8260B
Bromobenzene	ND	1.0	ug/L	SW846 8260B
Bromochloromethane	ND	1.0	ug/L	SW846 8260B
Bromodichloromethane	ND	1.0	ug/L	SW846 8260B
2-Butanone	ND	5.0	ug/L	SW846 8260B
n-Butylbenzene	ND	1.0	ug/L	SW846 8260B
sec-Butylbenzene	ND	1.0	ug/L	SW846 8260B
tert-Butylbenzene	ND	1.0	ug/L	SW846 8260B
Carbon disulfide	ND	1.0	ug/L	SW846 8260B
Dibromochloromethane	ND	1.0	ug/L	SW846 8260B
1,2-Dibromo-3-chloro-propane	ND	2.0	ug/L	SW846 8260B
2-Chloroethyl vinyl ether	ND	5.0	ug/L	SW846 8260B
2-Chlorotoluene	ND	1.0	ug/L	SW846 8260B
4-Chlorotoluene	ND	1.0	ug/L	SW846 8260B
1,2-Dibromoethane	ND	1.0	ug/L	SW846 8260B
Dibromomethane	ND	1.0	ug/L	SW846 8260B
1,2-Dichlorobenzene	ND	1.0	ug/L	SW846 8260B
1,3-Dichlorobenzene	ND	1.0	ug/L	SW846 8260B
1,4-Dichlorobenzene	ND	1.0	ug/L	SW846 8260B
Dichlorodifluoromethane	ND	1.0	ug/L	SW846 8260B
cis-1,2-Dichloroethene	ND	1.0	ug/L	SW846 8260B
trans-1,2-Dichloroethene	ND	1.0	ug/L	SW846 8260B
1,3-Dichloropropane	ND	1.0	ug/L	SW846 8260B
2,2-Dichloropropane	ND	1.0	ug/L	SW846 8260B
1,1-Dichloropropene	ND	1.0	ug/L	SW846 8260B
Trichlorofluoromethane	ND	1.0	ug/L	SW846 8260B
Hexachlorobutadiene	ND	1.0	ug/L	SW846 8260B
2-Hexanone	ND	5.0	ug/L	SW846 8260B
Isopropylbenzene	ND	1.0	ug/L	SW846 8260B
p-Isopropyltoluene	ND	1.0	ug/L	SW846 8260B
tert-Butyl alcohol	ND	20	ug/L	SW846 8260B
4-Methyl-2-pentanone	ND	5.0	ug/L	SW846 8260B
Naphthalene	ND	1.0	ug/L	SW846 8260B
n-Propylbenzene	ND	1.0	ug/L	SW846 8260B
Styrene	ND	1.0	ug/L	SW846 8260B
1,1,1,2-Tetrachloroethane	ND	1.0	ug/L	SW846 8260B
1,2,3-Trichlorobenzene	ND	1.0	ug/L	SW846 8260B

(Continued on next page)

METHOD BLANK REPORT

GC/MS Volatiles

Client Lot #...: 9H13253 **Work Order #...:** LJPND1AA **Matrix.....:** WATER

PARAMETER	RESULT	REPORTING LIMIT	UNITS	METHOD
1,2,4-Trichloro-benzene	ND	1.0	ug/L	SW846 8260B
1,2,3-Trichloropropane	ND	1.0	ug/L	SW846 8260B
1,1,2-Trichloro-1,2,2-trifluoroethane	ND	1.0	ug/L	SW846 8260B
1,2,4-Trimethylbenzene	ND	1.0	ug/L	SW846 8260B
Vinyl acetate	ND	2.0	ug/L	SW846 8260B
o-Xylene	ND	1.0	ug/L	SW846 8260B
Xylenes (total)	ND	2.0	ug/L	SW846 8260B
Diisopropyl Ether (DIPE)	ND	5.0	ug/L	SW846 8260B
Ethyl-t-Butyl Ether (ETBE	ND	5.0	ug/L	SW846 8260B
Tert-amyl methyl ether (T	ND	5.0	ug/L	SW846 8260B
Benzene	ND	1.0	ug/L	SW846 8260B
Bromoform	ND	1.0	ug/L	SW846 8260B
Bromomethane	ND	1.0	ug/L	SW846 8260B
Carbon tetrachloride	ND	1.0	ug/L	SW846 8260B
Chlorobenzene	ND	1.0	ug/L	SW846 8260B
Chloroethane	ND	1.0	ug/L	SW846 8260B
Chloroform	ND	1.0	ug/L	SW846 8260B
Chloromethane	ND	1.0	ug/L	SW846 8260B
1,1-Dichloroethane	ND	1.0	ug/L	SW846 8260B
1,2-Dichloroethane	ND	1.0	ug/L	SW846 8260B
1,1-Dichloroethene	ND	1.0	ug/L	SW846 8260B
1,2-Dichloropropane	ND	1.0	ug/L	SW846 8260B
cis-1,3-Dichloropropene	ND	1.0	ug/L	SW846 8260B
trans-1,3-Dichloropropene	ND	1.0	ug/L	SW846 8260B
Ethylbenzene	ND	1.0	ug/L	SW846 8260B
Methylene chloride	ND	1.0	ug/L	SW846 8260B
1,1,2,2-Tetrachloroethane	ND	1.0	ug/L	SW846 8260B
Tetrachloroethene	ND	1.0	ug/L	SW846 8260B
Toluene	ND	1.0	ug/L	SW846 8260B
1,1,1-Trichloroethane	ND	1.0	ug/L	SW846 8260B
Trichloroethene	ND	1.0	ug/L	SW846 8260B
Vinyl chloride	ND	1.0	ug/L	SW846 8260B

SURROGATE	PERCENT RECOVERY	RECOVERY LIMITS
Dibromofluoromethane	94	(73 - 122)
1,2-Dichloroethane-d4	96	(61 - 128)
Toluene-d8	89	(76 - 110)
4-Bromofluorobenzene	82	(74 - 116)

NOTE(S):

Calculations are performed before rounding to avoid round-off errors in calculated results.

Tetra Tech NUS, Inc

Method Blank Report

GC/MS Volatiles

Lot-Sample #: A9H250000-281 B **Work Order #:** LJPND1AA **Matrix:** WATER

MASS SPECTROMETER/DATA SYSTEM (MSDS) TENTATIVELY IDENTIFIED COMPOUNDS

PARAMETER	CAS #	ESTIMATED RESULT	RETENTION TIME	UNITS
None				ug/L

SW846 8260B METHOD BLANK SUMMARY

BLANK WORKORDER NO.: LJPND1AA

Lab Name: TestAmerica Laboratories, Inc.

Lab Code: TALCAN

SDG Number: 9H13253

Lab File ID: UXC4695.D

Lot Number: A9H150168

Date Analyzed: 08/21/09

Time Analyzed: 11:30

Matrix: WATER

Date Extracted: 08/21/09

GC Column: DB624 ID: .18

Extraction Method: 5030B/8260B

Instrument ID: UX15

Level: (low/med) LOW

THIS METHOD BLANK APPLIES TO THE FOLLOWING SAMPLES, LCS, LCSD, MS , MSD:

	CLIENT ID.	SAMPLE WORK ORDER #	LAB FILE ID	DATE ANALYZED	TIME ANALYZED
01	INTRA-LAB QC	LH46D1A0	UXC4696.D	08/21/09	11:53
02	LAB MS/MSD	LH46D1C4 S	UXC4717.D	08/21/09	20:03
03	LAB MS/MSD	LH46D1C5 D	UXC4718.D	08/21/09	20:27
04	MRC-MW74A-081409	LH8P81AM	UXC4697.D	08/21/09	12:16
05	CHECK SAMPLE	LJPND1AC C	UXC4693.D	08/21/09	10:43
06	DUPLICATE CHECK	LJPND1AD L	UXC4694.D	08/21/09	11:07
07					
08					
09					
10					
11					
12					
13					
14					
15					
16					
17					
18					
19					
20					
21					
22					
23					
24					
25					
26					
27					
28					
29					
30					

COMMENTS:

FORM IV

5B

SEMIVOLATILE ORGANIC INSTRUMENT PERFORMANCE CHECK
DECAFLUOROTRIPHENYLPHOSPHINE (DFTPP)

Lab Name: NORTH CANTON Contract:

Lab Code: TACAN Case No.: SAS No.: SDG No.: 9H13253

Lab File ID: 2DF0820 DFTPP Injection Date: 08/20/09

Instrument ID: A4AG2 DFTPP Injection Time: 0706

m/e	ION ABUNDANCE CRITERIA	% RELATIVE ABUNDANCE
51	30.0 - 80.0% of mass 198	43.9
68	Less than 2.0% of mass 69	1.0 (1.8)1
69	Mass 69 relative abundance	52.2
70	Less than 2.0% of mass 69	0.2 (0.3)1
127	25.0 - 75.0% of mass 198	53.6
197	Less than 1.0% of mass 198	0.0
198	Base Peak, 100% relative abundance	100.0
199	5.0 to 9.0% of mass 198	6.7
275	10.0 - 30.0% of mass 198	28.7
365	Greater than 0.75% of mass 198	5.13
441	Present, but less than mass 443	11.6
442	40.0 - 110.0% of mass 198	79.5
443	15.0 - 24.0% of mass 442	14.9 (18.7)2

1-Value is % mass 69 2-Value is % mass 442

THIS CHECK APPLIES TO THE FOLLOWING SAMPLES, MS, MSD, BLANKS, AND STANDARDS:

	EPA SAMPLE NO.	LAB SAMPLE ID	LAB FILE ID	DATE ANALYZED	TIME ANALYZED
01	SSTD009	L9	2SHHH0820	08/20/09	0955
02	SSTD008	L8	2SHH0820	08/20/09	1012
03	SSTD007	L7	2SH0820	08/20/09	1030
04	SSTD006	L6	2SMH0820	08/20/09	1048
05	SSTD005	L5	2SMM0820	08/20/09	1105
06	SSTD004	L4	2SM0820	08/20/09	1123
07	SSTD003	L3	2SML0820	08/20/09	1140
08	SSTD002	L2	2SL0820	08/20/09	1158
09	SSTD001	L1	2SLL0820	08/20/09	1216
10					
11					
12					
13					
14					
15					
16					
17					
18					
19					
20					
21					
22					

pe 21

TestAmerica North Canton

INITIAL CALIBRATION DATA

Start Cal Date : 20-AUG-2009 07:16
End Cal Date : 20-AUG-2009 14:54
Quant Method : ISTD
Origin : Disabled
Target Version : 4.14
Integrator : HP RTE
Method file : \\cansvr11\dd\chem\MSS\a4ag2.i\90820A.b\8270C-625.m
Last Edit : 20-Aug-2009 15:24 a4ag2.i
Curve Type : Average

Calibration File Names:
Level 1: \\cansvr11\dd\chem\MSS\a4ag2.i\90820A.b\2SLL0820.D
Level 2: \\cansvr11\dd\chem\MSS\a4ag2.i\90820A.b\2AL0820.D
Level 3: \\cansvr11\dd\chem\MSS\a4ag2.i\90820A.b\2AML0820.D
Level 4: \\cansvr11\dd\chem\MSS\a4ag2.i\90820A.b\2AM0820.D
Level 5: \\cansvr11\dd\chem\MSS\a4ag2.i\90820A.b\2AMM0820.D
Level 6: \\cansvr11\dd\chem\MSS\a4ag2.i\90820A.b\2AMH0820.D
Level 7: \\cansvr11\dd\chem\MSS\a4ag2.i\90820A.b\2AH0820.D
Level 8: \\cansvr11\dd\chem\MSS\a4ag2.i\90820A.b\2AHH0820.D
Level 9: \\cansvr11\dd\chem\MSS\a4ag2.i\90820A.b\2SHHH0820.D

Compound	0.05000 Level 1	0.25000 Level 2	0.50000 Level 3	1.000 Level 4	2.500 Level 5	5.000 Level 6	RRF	% RSD	
	7.500 Level 7	10.000 Level 8	12.500 Level 9						
198 1,4-Dioxane	+++++	0.62814	0.46097	0.50953	0.46705	0.45496			
	0.49207	0.48878	0.49376				0.49941	11.065	<-
7 N-Nitrosomorpholine	+++++	1.13418	1.00232	1.01284	0.82721	0.87414			
	0.92901	0.94205	+++++				0.96025	10.518	<-
8 Ethyl methanesulfonate	+++++	1.55593	1.25731	1.30094	1.06480	1.10234			
	1.18285	1.14699	+++++				1.23017	13.469	<-
9 Pyridine	+++++	1.21721	1.29522	1.32729	1.33285	1.30961			
	1.41207	1.43931	1.45036				1.34799	5.944	<-
10 N-Nitrosodimethylamine	+++++	0.73151	0.77765	0.77869	0.73687	0.75854			
	0.68614	0.73016	0.70345				0.73788	4.477	<-
11 Ethyl methacrylate	+++++	+++++	+++++	+++++	+++++	+++++			
	+++++	+++++	+++++				+++++	+++++	<-
12 3-Chloropropionitrile	+++++	0.57683	0.56372	0.55685	0.59056	0.53234			
	0.54816	0.56279	0.55059				0.56023	3.195	<-
13 Malononitrile	+++++	+++++	+++++	+++++	+++++	+++++			
	+++++	+++++	+++++				+++++	+++++	<-

5B

SEMIVOLATILE ORGANIC INSTRUMENT PERFORMANCE CHECK
DECAFLUOROTRIPHENYLPHOSPHINE (DFTPP)

Lab Name: NORTH CANTON Contract:

Lab Code: TACAN Case No.: SAS No.: SDG No.: 9H13253

Lab File ID: 2DF0822 DFTPP Injection Date: 08/22/09

Instrument ID: A4AG2 DFTPP Injection Time: 1252

m/e	ION ABUNDANCE CRITERIA	% RELATIVE ABUNDANCE
51	30.0 - 80.0% of mass 198	40.3
68	Less than 2.0% of mass 69	0.9 (1.9)1
69	Mass 69 relative abundance	48.9
70	Less than 2.0% of mass 69	0.1 (0.2)1
127	25.0 - 75.0% of mass 198	52.8
197	Less than 1.0% of mass 198	0.0
198	Base Peak, 100% relative abundance	100.0
199	5.0 to 9.0% of mass 198	6.8
275	10.0 - 30.0% of mass 198	29.5
365	Greater than 0.75% of mass 198	5.11
441	Present, but less than mass 443	12.4
442	40.0 - 110.0% of mass 198	81.6
443	15.0 - 24.0% of mass 442	15.4 (18.9)2

1-Value is % mass 69 2-Value is % mass 442

THIS CHECK APPLIES TO THE FOLLOWING SAMPLES, MS, MSD, BLANKS, AND STANDARDS:

	EPA SAMPLE NO.	LAB SAMPLE ID	LAB FILE ID	DATE ANALYZED	TIME ANALYZED
01	SSTD006	L6	2SMH0822	08/22/09	1302
02	LH532BLK	LH5321AA	LH5321AA	08/22/09	1558
03	LH532CHK	LH5321AC	LH5321AC	08/22/09	1615
04	LH532CKDUP	LH5321AD	LH5321AD	08/22/09	1633
05	MRC-MW85A-08	LH46E1CL	LH46E1CL	08/22/09	1709
06					
07					
08					
09					
10					
11					
12					
13					
14					
15					
16					
17					
18					
19					
20					
21					
22					

TestAmerica North Canton

OKmw 8/25/09

CONTINUING CALIBRATION COMPOUNDS

Instrument ID: a4ag2.i
Lab File ID: 2SMH0822.D
Analysis Type:
Lab Sample ID: L6
Method: \\cansvr11\dd\chem\MSS\a4ag2.i\90822A.b\8270C-625.m

Injection Date: 22-AUG-2009 13:02
Init. Cal. Date(s): 20-AUG-2009 20-AUG-2009
Init. Cal. Times: 07:16 14:54
Quant Type: ISTD

COMPOUND	RRF / AMOUNT	RF5	CCAL RRF5	MIN RRF	%D / %DRIFT	MAX %D / %DRIFT	CURVE TYPE
198 1,4-Dioxane	0.49941	0.46695	0.46695	0.010	6.49845	50.00000	Averaged
9 Pyridine	1.34799	1.52755	1.52755	0.010	-13.32080	50.00000	Averaged
10 N-Nitrosodimethylamine	0.73788	0.78319	0.78319	0.010	-6.14110	50.00000	Averaged
12 3-Chloropropionitrile	0.56023	0.58198	0.58198	0.010	-3.88317	50.00000	Averaged
209 Benzaldehyde	1.04319	0.98007	0.98007	0.010	6.05101	50.00000	Averaged
21 Aniline	2.03929	1.91347	1.91347	0.010	6.16994	50.00000	Averaged
22 Phenol	1.77420	1.68405	1.68405	0.010	5.08121	20.00000	Averaged
23 bis(2-Chloroethyl)ether	1.39777	1.28130	1.28130	0.010	8.33233	50.00000	Averaged
24 2-Chlorophenol	1.42025	1.35493	1.35493	0.010	4.59914	50.00000	Averaged
26 1,3-Dichlorobenzene	1.38107	1.29658	1.29658	0.010	6.11796	50.00000	Averaged
27 1,4-Dichlorobenzene	1.31197	1.35727	1.35727	0.010	-3.45250	20.00000	Averaged
28 1,2-Dichlorobenzene	1.37837	1.39926	1.39926	0.010	-1.51571	50.00000	Averaged
29 Benzyl Alcohol	0.92347	0.67368	0.67368	0.010	27.04908	50.00000	Averaged
30 2-Methylphenol	1.35345	1.50787	1.50787	0.010	-11.40936	50.00000	Averaged
31 bis(2-Chloroisopropyl)ether	1.09791	1.19188	1.19188	0.010	-8.55925	50.00000	Averaged
37 Acetophenone	1.97192	1.97756	1.97756	0.010	-0.28573	50.00000	Averaged
32 N-Nitroso-di-n-propylamine	1.21051	1.19771	1.19771	0.050	1.05766	50.00000	Averaged
192 4-Methylphenol	1.38831	1.47545	1.47545	0.010	-6.27692	50.00000	Averaged
34 Hexachloroethane	0.56977	0.58837	0.58837	0.010	-3.26351	50.00000	Averaged
35 Nitrobenzene	0.40161	0.42162	0.42162	0.010	-4.98281	50.00000	Averaged
41 Isophorone	0.71807	0.71771	0.71771	0.010	0.05078	50.00000	Averaged
42 2-Nitrophenol	5.00000	5.06837	0.21326	0.010	-1.36747	0.000e+000	Quadratic
43 2,4-Dimethylphenol	0.41724	0.42316	0.42316	0.010	-1.41822	50.00000	Averaged
44 bis(2-Chloroethoxy)methane	0.38121	0.38616	0.38616	0.010	-1.29852	50.00000	Averaged
46 2,4-Toluenediamene	0.18333	0.19957	0.19957	0.010	-8.85498	50.00000	Averaged
47 1,3,5-Trichlorobenzene	0.34307	0.33378	0.33378	0.010	2.70600	50.00000	Averaged
48 2,4-Dichlorophenol	0.28290	0.28089	0.28089	0.010	0.71227	20.00000	Averaged
49 Benzoic Acid	10.00000	7.76853	0.18904	0.010	22.31466	0.000e+000	Quadratic
50 1,2,4-Trichlorobenzene	0.29925	0.30533	0.30533	0.010	-2.03167	50.00000	Averaged
51 Naphthalene	0.99744	0.99902	0.99902	0.010	-0.15805	50.00000	Averaged
52 4-Chloroaniline	0.45043	0.41435	0.41435	0.010	8.01109	50.00000	Averaged
56 Hexachlorobutadiene	0.18733	0.18549	0.18549	0.010	0.98301	20.00000	Averaged
210 Caprolactam	5.00000	4.63784	0.10394	0.010	7.24320	0.000e+000	Quadratic
57 1,2,3-Trichlorobenzene	0.28049	0.27657	0.27657	0.010	1.39730	50.00000	Averaged
59 4-Chloro-3-Methylphenol	0.35317	0.33105	0.33105	0.010	6.26306	20.00000	Averaged
62 2-Methylnaphthalene	0.63321	0.63335	0.63335	0.010	-0.02265	50.00000	Averaged
63 1-Methylnaphthalene	0.63951	0.63729	0.63729	0.010	0.34756	50.00000	Averaged
64 Hexachlorocyclopentadiene	5.00000	4.35473	0.34612	0.050	12.90541	0.000e+000	Quadratic
66 2,4,6-Trichlorophenol	0.36815	0.37203	0.37203	0.010	-1.05574	20.00000	Averaged
67 2,4,5-Trichlorophenol	0.40197	0.42102	0.42102	0.010	-4.74003	50.00000	Averaged
211 1,1'-Biphenyl	1.53066	1.58835	1.58835	0.010	-3.76870	50.00000	Averaged
68 1,2,3,5-Tetrachlorobenzene	0.54607	0.57210	0.57210	0.010	-4.76707	50.00000	Averaged

5B

SEMIVOLATILE ORGANIC INSTRUMENT PERFORMANCE CHECK
DECAFLUOROTRIPHENYLPHOSPHINE (DFTPP)

Lab Name: NORTH CANTON Contract:

Lab Code: TACAN Case No.: SAS No.: SDG No.: 9H13253

Lab File ID: 7DF0818 DFTPP Injection Date: 08/18/09

Instrument ID: A4HP7 DFTPP Injection Time: 1004

m/e	ION ABUNDANCE CRITERIA	% RELATIVE ABUNDANCE
51	30.0 - 80.0% of mass 198	46.5
68	Less than 2.0% of mass 69	0.0 (0.0)1
69	Mass 69 relative abundance	69.7
70	Less than 2.0% of mass 69	0.0 (0.0)1
127	25.0 - 75.0% of mass 198	57.7
197	Less than 1.0% of mass 198	0.0
198	Base Peak, 100% relative abundance	100.0
199	5.0 to 9.0% of mass 198	6.6
275	10.0 - 30.0% of mass 198	23.4
365	Greater than 0.75% of mass 198	2.35
441	Present, but less than mass 443	9.9
442	40.0 - 110.0% of mass 198	66.5
443	15.0 - 24.0% of mass 442	12.3 (18.5)2

1-Value is % mass 69 2-Value is % mass 442

THIS CHECK APPLIES TO THE FOLLOWING SAMPLES, MS, MSD, BLANKS, AND STANDARDS:

	EPA SAMPLE NO.	LAB SAMPLE ID	LAB FILE ID	DATE ANALYZED	TIME ANALYZED
01	SSTD006	L6	7SMH0818	08/18/09	1021
02	SSTD005	L5	7SMM0818	08/18/09	1043
03	SSTD004	L4	7SM0818	08/18/09	1103
04	SSTD003	L3	7SML0818	08/18/09	1123
05	SSTD002	L2	7SL0818	08/18/09	1143
06	SSTD001	L1	7SLL0818	08/18/09	1203
07	SSTD007	L7	7SH0818	08/18/09	1223
08	SSTD008	L8	7SHH0818	08/18/09	1243
09	SSTD009	L9	7HHH0818	08/18/09	1303
10					
11					
12					
13					
14					
15					
16					
17					
18					
19					
20					
21					
22					

TestAmerica North Canton

INITIAL CALIBRATION DATA

Start Cal Date : 18-AUG-2009 10:21
End Cal Date : 18-AUG-2009 13:03
Quant Method : ISTD
Origin : Disabled
Target Version : 4.14
Integrator : HP RTE
Method file : \\cansvr11\dd\chem\MSS\a4hp7.i\90818a.b\8270C-625.m
Last Edit : 18-Aug-2009 13:33 ulmanm
Curve Type : Average

Calibration File Names:
Level 1: \\cansvr11\dd\chem\MSS\a4hp7.i\90818a.b\7SLL0818.D
Level 2: \\cansvr11\dd\chem\MSS\a4hp7.i\90818a.b\7SL0818.D
Level 3: \\cansvr11\dd\chem\MSS\a4hp7.i\90818a.b\7SML0818.D
Level 4: \\cansvr11\dd\chem\MSS\a4hp7.i\90818a.b\7SM0818.D
Level 5: \\cansvr11\dd\chem\MSS\a4hp7.i\90818a.b\7SMM0818.D
Level 6: \\cansvr11\dd\chem\MSS\a4hp7.i\90818a.b\7SMH0818.D
Level 7: \\cansvr11\dd\chem\MSS\a4hp7.i\90818a.b\7SH0818.D
Level 8: \\cansvr11\dd\chem\MSS\a4hp7.i\90818a.b\7SHH0818.D
Level 9: \\cansvr11\dd\chem\MSS\a4hp7.i\90818a.b\7HHH0818.D

Compound	0.05000 Level 1	0.25000 Level 2	0.50000 Level 3	1.000 Level 4	2.500 Level 5	5.000 Level 6	RRF	% RSD	
	7.500 Level 7	10.000 Level 8	12.500 Level 9						
198 1,4-Dioxane	+++++	0.76113	0.73301	0.70143	0.68387	0.64542			
	0.79507	0.71766	0.72450				0.72026	6.370	<-
7 N-Nitrosomorpholine	+++++	+++++	+++++	+++++	+++++	+++++			
	+++++	+++++	+++++				+++++	+++++	<-
8 Ethyl methanesulfonate	+++++	+++++	+++++	+++++	+++++	+++++			
	+++++	+++++	+++++				+++++	+++++	<-
9 Pyridine	+++++	2.29730	2.11370	2.02996	1.99488	1.94633			
	2.27723	2.21488	2.13652				2.12635	6.134	<-
10 N-Nitrosodimethylamine	+++++	1.33466	1.22890	1.19065	1.15617	1.13931			
	1.29284	1.22725	1.19130				1.22013	5.441	<-
11 Ethyl methacrylate	+++++	1.91990	1.81742	1.78510	1.76680	1.74693			
	1.95382	1.82664	1.81223				1.82860	3.965	<-
12 3-Chloropropionitrile	+++++	1.04206	0.98299	0.94749	0.92727	0.90886			
	1.02076	0.95481	0.92247				0.96334	4.985	<-
13 Malononitrile	+++++	2.76137	2.53336	2.48680	2.39232	2.36259			
	2.56512	2.34650	2.21741				2.45818	6.768	<-

5B

SEMIVOLATILE ORGANIC INSTRUMENT PERFORMANCE CHECK
DECAFLUOROTRIPHENYLPHOSPHINE (DFTPP)

Lab Name: NORTH CANTON Contract:

Lab Code: TACAN Case No.: SAS No.: SDG No.: 9H13253

Lab File ID: 7DF0819 DFTPP Injection Date: 08/19/09

Instrument ID: A4HP7 DFTPP Injection Time: 1443

m/e	ION ABUNDANCE CRITERIA	% RELATIVE ABUNDANCE
51	30.0 - 80.0% of mass 198	51.3
68	Less than 2.0% of mass 69	0.0 (0.0)1
69	Mass 69 relative abundance	71.0
70	Less than 2.0% of mass 69	0.4 (0.6)1
127	25.0 - 75.0% of mass 198	58.3
197	Less than 1.0% of mass 198	0.2
198	Base Peak, 100% relative abundance	100.0
199	5.0 to 9.0% of mass 198	6.6
275	10.0 - 30.0% of mass 198	24.3
365	Greater than 0.75% of mass 198	2.38
441	Present, but less than mass 443	9.6
442	40.0 - 110.0% of mass 198	66.7
443	15.0 - 24.0% of mass 442	12.9 (19.4)2

1-Value is % mass 69 2-Value is % mass 442

THIS CHECK APPLIES TO THE FOLLOWING SAMPLES, MS, MSD, BLANKS, AND STANDARDS:

	EPA SAMPLE NO.	LAB SAMPLE ID	LAB FILE ID	DATE ANALYZED	TIME ANALYZED
01	SSTD006	L6	7SMH0819	08/19/09	1501
02	LH84RBLK	LH84R1AA	LH84R1AA	08/19/09	1702
03	LH84RCHK	LH84R1AC	LH84R1AC	08/19/09	1741
04	LH84RCKDUP	LH84R1AD	LH84R1AD	08/19/09	1801
05	MRC-MW86A-08	LH8PX1CL	LH8PX1CL	08/19/09	2101
06	MRC-MW86B-08	LH8P31CL	LH8P31CL	08/19/09	2121
07	MRC-MW83A-08	LH8P41CL	LH8P41CL	08/19/09	2141
08	MRC-MW84A-08	LH8P61CL	LH8P61CL	08/19/09	2201
09					
10					
11					
12					
13					
14					
15					
16					
17					
18					
19					
20					
21					
22					

TestAmerica North Canton

CONTINUING CALIBRATION COMPOUNDS

Instrument ID: a4hp7.i Injection Date: 19-AUG-2009 15:01
Lab File ID: 7SMH0819.D Init. Cal. Date(s): 18-AUG-2009 18-AUG-2009
Analysis Type: Init. Cal. Times: 10:21 13:03
Lab Sample ID: 16 Quant Type: ISTD
Method: \\cansvr11\dd\chem\MSS\a4hp7.i\90819a.b\8270C-625.m

COMPOUND	RRF / AMOUNT	RF5	CCAL RRF5	MIN RRF	%D / %DRIFT	MAX %D / %DRIFT	CURVE TYPE
142 Benzo(k)fluoranthene	1.38394	1.31269	1.31269	0.010	5.14837	50.00000	Averaged
146 Benzo(a)pyrene	1.22380	1.17369	1.17369	0.010	4.09463	20.00000	Averaged
149 Indeno(1,2,3-cd)pyrene	1.31612	1.28091	1.28091	0.010	2.67546	50.00000	Averaged
150 Dibenz(a,h)anthracene	1.11484	1.09480	1.09480	0.010	1.79737	50.00000	Averaged
151 Benzo(g,h,i)perylene	1.08816	1.04905	1.04905	0.010	3.59369	50.00000	Averaged
198 1,4-Dioxane	0.72026	0.54946	0.54946	0.010	23.71429	50.00000	Averaged
$ 154 Nitrobenzene-d5	0.55016	0.49290	0.49290	0.010	10.40847	50.00000	Averaged
$ 155 2-Fluorobiphenyl	1.39567	1.31113	1.31113	0.010	6.05772	50.00000	Averaged
$ 156 Terphenyl-d14	0.90536	0.84422	0.84422	0.010	6.75369	50.00000	Averaged
$ 157 Phenol-d5	2.25356	2.17577	2.17577	0.010	3.45211	50.00000	Averaged
$ 158 2-Fluorophenol	1.49154	1.41662	1.41662	0.010	5.02311	50.00000	Averaged
$ 159 2,4,6-Tribromophenol	0.13685	0.14141	0.14141	0.010	-3.33742	50.00000	Averaged
$ 186 2-Chlorophenol-d4	1.38061	1.36828	1.36828	0.010	0.89350	50.00000	Averaged
$ 187 1,2-Dichlorobenzene-d4	0.91648	0.85389	0.85389	0.010	6.82909	50.00000	Averaged
M 195 Cresols, total	3.54510	3.43326	3.43326	0.010	3.15472	50.00000	Averaged
101 Diphenylamine	0.65664	0.62852	0.62852	0.010	4.28236	50.00000	Averaged

SW846 8270C METHOD BLANK SUMMARY

BLANK WORKORDER NO.: LH5321AA

Lab Name: TestAmerica Laboratories, Inc.

Lab Code: TALCAN

SDG Number: 9H13253

Lab File ID: LH5321AA.

Lot Number: A9H130253

Date Analyzed: 08/22/09

Time Analyzed: 15:58

Matrix: WATER

Date Extracted: 08/14/09

GC Column: DB-5.625 ID: .18

Extraction Method: 3520C

Instrument ID: AG2

Level: (low/med) LOW

THIS METHOD BLANK APPLIES TO THE FOLLOWING SAMPLES, LCS, LCSD, MS , MSD:

	CLIENT ID.	SAMPLE WORK ORDER #	LAB FILE ID	DATE ANALYZED	TIME ANALYZED
01	MRC-MW85A-081209	LH46E1CL	LH46E1CL.	08/22/09	17:09
02	CHECK SAMPLE	LH5321AC C	LH5321AC.	08/22/09	16:15
03	DUPLICATE CHECK	LH5321AD L	LH5321AD.	08/22/09	16:33
04					
05					
06					
07					
08					
09					
10					
11					
12					
13					
14					
15					
16					
17					
18					
19					
20					
21					
22					
23					
24					
25					
26					
27					
28					
29					
30					

COMMENTS:

FORM IV

METHOD BLANK REPORT

GC/MS Semivolatiles

Client Lot #...: 9H13253 **Work Order #...:** LH5321AA **Matrix.....:** WATER
MB Lot-Sample #: A9H140000-049

Prep Date.....: 08/14/09 **Final Wgt/Vol..:** 2 mL
Analysis Date..: 08/22/09 **Prep Batch #...:** 9226049
Dilution Factor: 1 **Initial Wgt/Vol:** 1000 mL

PARAMETER	RESULT	REPORTING LIMIT	UNITS	METHOD
1,4-Dioxane	ND	1.0	ug/L	SW846 8270C

SURROGATE	PERCENT RECOVERY	RECOVERY LIMITS
Nitrobenzene-d5	75	(27 - 111)
2-Fluorobiphenyl	67	(28 - 110)
Terphenyl-d14	82	(37 - 119)
Phenol-d5	67	(10 - 110)
2-Fluorophenol	74	(10 - 110)
2,4,6-Tribromophenol	54	(22 - 120)

NOTE(S):

Calculations are performed before rounding to avoid round-off errors in calculated results.

SW846 8270C METHOD BLANK SUMMARY

BLANK WORKORDER NO.: LH84R1AA

Lab Name: TestAmerica Laboratories, Inc.

Lab Code: TALCAN

SDG Number: 9H13253

Lab File ID: LH84R1AA.

Lot Number: A9H150168

Date Analyzed: 08/19/09

Time Analyzed: 17:02

Matrix: WATER

Date Extracted: 08/17/09

GC Column: DB-5.625 ID: .32

Extraction Method: 3520C

Instrument ID: HP7

Level: (low/med) LOW

THIS METHOD BLANK APPLIES TO THE FOLLOWING SAMPLES, LCS, LCSD, MS , MSD:

	CLIENT ID.	SAMPLE WORK ORDER #	LAB FILE ID	DATE ANALYZED	TIME ANALYZED
01	MRC-MW86A-081309	LH8PX1CL	LH8PX1CL.	08/19/09	21:01
02	MRC-MW86B-081309	LH8P31CL	LH8P31CL.	08/19/09	21:21
03	MRC-MW83A-081309	LH8P41CL	LH8P41CL.	08/19/09	21:41
04	MRC-MW84A-081409	LH8P61CL	LH8P61CL.	08/19/09	22:01
05	CHECK SAMPLE	LH84R1AC C	LH84R1AC.	08/19/09	17:41
06	DUPLICATE CHECK	LH84R1AD L	LH84R1AD.	08/19/09	18:01
07					
08					
09					
10					
11					
12					
13					
14					
15					
16					
17					
18					
19					
20					
21					
22					
23					
24					
25					
26					
27					
28					
29					
30					

COMMENTS:

FORM IV

METHOD BLANK REPORT

GC/MS Semivolatiles

Client Lot #...: 9H13253 **Work Order #...:** LH84R1AA **Matrix.....:** WATER
MB Lot-Sample #: A9H170000-030

Prep Date.....: 08/17/09 **Final Wgt/Vol..:** 2 mL
Analysis Date..: 08/19/09 **Prep Batch #...:** 9229030
Dilution Factor: 1 **Initial Wgt/Vol:** 1000 mL

PARAMETER	RESULT	REPORTING LIMIT	UNITS	METHOD
1,4-Dioxane	ND	1.0	ug/L	SW846 8270C

SURROGATE	PERCENT RECOVERY	RECOVERY LIMITS
Nitrobenzene-d5	64	(27 - 111)
2-Fluorobiphenyl	61	(28 - 110)
Terphenyl-d14	76	(37 - 119)
Phenol-d5	64	(10 - 110)
2-Fluorophenol	66	(10 - 110)
2,4,6-Tribromophenol	63	(22 - 120)

NOTE(S):

Calculations are performed before rounding to avoid round-off errors in calculated results.

TestAmerica North Canton

INITIAL CALIBRATION DATA

Start Cal Date : 10-JUN-2009 12:17
End Cal Date : 10-JUN-2009 13:43
Quant Method : ESTD
Origin : Disabled
Target Version : 4.14
Integrator : Falcon
Method file : \\cansvr11\dd\chem\GCV\zpid.i\z90610ic.b\RSK_CO2.m
Last Edit : 12-Jun-2009 14:32 fausnigb
Curve Type : Average

Calibration File Names:
Level 1: \\cansvr11\dd\chem\GCV\zpid.i\z90610ic.b\ZF061002.D
Level 2: \\cansvr11\dd\chem\GCV\zpid.i\z90610ic.b\ZF061003.D
Level 3: \\cansvr11\dd\chem\GCV\zpid.i\z90610ic.b\ZF061004.D
Level 4: \\cansvr11\dd\chem\GCV\zpid.i\z90610ic.b\ZF061005.D
Level 5: \\cansvr11\dd\chem\GCV\zpid.i\z90610ic.b\ZF061006.D
Level 6: \\cansvr11\dd\chem\GCV\zpid.i\z90610ic.b\ZF061007.D
Level 7: \\cansvr11\dd\chem\GCV\zpid.i\z90610ic.b\ZF061008.D

Compound	0.50000 Level 1	1.000 Level 2	20.000 Level 3	100.000 Level 4	200.000 Level 5	400.000 Level 6	RRF	% RSD
	1500.000 Level 7							
1 Methane	11229	15974	16450	16738	20525	16469		
	15135						16074	17.021
2 Ethene	25424	38943	39530	38838	46343	38217		
	33460						37251	17.274
3 Ethane	30723	43419	44804	44700	55306	45358		
	41195						43644	16.586
4 Acetylene	21333	20596	20384	15700	17158	14510		
	+++++						18280	15.710

Report Date: 20-Aug-2009 12:13

TestAmerica North Canton

CONTINUING CALIBRATION COMPOUNDS

Instrument ID: zpid.i Injection Date: 20-AUG-2009 11:28
Lab File ID: ZF082002.D Init. Cal. Date(s): 10-JUN-2009 10-JUN-2009
Analysis Type: WATER Init. Cal. Times: 12:17 13:43
Lab Sample ID: 3714 Quant Type: ESTD
Method: \\cansvr11\dd\chem\GCV\zpid.i\z90820.b\RSK_C_02.m

COMPOUND	RRF / AMOUNT	RF100	MIN RRF	%D / %DRIFT	MAX %D / %DRIFT	CURVE TYPE
1 Methane	16074	18339	0.010	-14.08798	30.00000	Averaged
2 Ethene	37251	42573	0.010	-14.28730	30.00000	Averaged
3 Ethane	43644	46801	0.010	-7.23423	30.00000	Averaged
4 Acetylene	18280	22555	0.010	-23.38550	30.00000	Averaged

RSK SOP-175 METHOD BLANK SUMMARY

BLANK WORKORDER NO.: LJFTR1AA

Lab Name: TestAmerica Laboratories, Inc.

Lab Code: TALCAN

SDG Number:9H13253

Lab File ID: ZF082004.

Lot Number: A9H130253

Date Analyzed: 08/20/09

Time Analyzed: 11:56

Matrix: WATER

Date Extracted:08/20/09

GC Column: HAYSEP D ID: .32

Extraction Method: RSKSOP-175

Instrument ID: Z

Level:(low/med) LOW

THIS METHOD BLANK APPLIES TO THE FOLLOWING SAMPLES, LCS, LCSD, MS , MSD:

	CLIENT ID.	SAMPLE WORK ORDER #	LAB FILE ID	DATE ANALYZED	TIME ANALYZED
01	MRC-MW60B-081209	LH45Q1CP	ZF082011.	08/20/09	14:31
02	MRC-MW48A-081209	LH46D1CR	ZF082012.	08/20/09	14:45
03	INTRA-LAB QC	LJD6J1AA	ZF082034.	08/21/09	10:48
04	LAB MS/MSD	LJD6J1AC S	ZF082036.	08/21/09	11:17
05	LAB MS/MSD	LJD6J1AD D	ZF082037.	08/21/09	11:31
06	CHECK SAMPLE	LJFTR1AC C	ZF082003.	08/20/09	11:42
07					
08					
09					
10					
11					
12					
13					
14					
15					
16					
17					
18					
19					
20					
21					
22					
23					
24					
25					
26					
27					
28					
29					
30					

COMMENTS:

METHOD BLANK REPORT

GC Volatiles

Client Lot #...: 9H13253 **Work Order #...:** LJFTR1AA **Matrix.....:** WATER
MB Lot-Sample #: A9H200000-099

Prep Date.....: 08/20/09 **Final Wgt/Vol..:** 1 mL
Analysis Date..: 08/20/09 **Prep Batch #...:** 9232099
Dilution Factor: 1 **Initial Wgt/Vol:** 1 mL

PARAMETER	RESULT	REPORTING LIMIT	UNITS	METHOD
Methane	ND	0.50	ug/L	RSK SOP-175
Ethane	ND	0.50	ug/L	RSK SOP-175
Ethene	ND	0.50	ug/L	RSK SOP-175

NOTE(S):

Calculations are performed before rounding to avoid round-off errors in calculated results.

Tetra Tech NUS **INTERNAL CORRESPONDENCE**

TO: **A. APANAVAGE** **DATE: September 30, 2009**

FROM: **MEGAN CARSON** **COPIES:** **DV FILE**

SUBJECT: **INORGANIC DATA VALIDATION – TOTAL AND DISSOLVED METALS, AMMONIA-N, ALKALINITY, CHLORIDE, DISSOLVED ORGANIC CARBON, NITRATE-N, NITRITE-N, ORTHPHOSPHATE-P, SULFATE, TOTAL DISSOLVED SOLIDS**
LOCKHEED MARTIN-MRC
SAMPLE DELIVERY GROUP (SDG) –9H13253

SAMPLES: 12/Aqueous/

MRC-MW48A-081209	MRC-MW60B-081209	MRC-MW73B-081109
MRC-MW74A-081409	MRC-MW76B-081109	MRC-MW78B-081109
MRC-MW79B-081109	MRC-MW83A-081309	MRC-MW84A-081409
MRC-MW85A-081209	MRC-MW86A-081309	MRC-MW86B-081309

Overview

The sample set for Lockheed Martin- Dump Road Design, SDG 9H13253, consists of twelve (12) water environmental samples.

Samples were analyzed for total and dissolved metals. Samples MRC-MW48A-081209 and MRC-MW60B-081209 were also analyzed for potassium, ammonia, alkalinity, chloride, dissolved organic carbon, nitrate, nitrite, orthophosphate, sulfate, and dissolved solids. The samples were collected by Tetra Tech NUS on August 11th, 12th, 13th, 14th 2009 and analyzed by TestAmerica Laboratories under Naval Facilities Service Engineering Center (NFESC) Quality Assurance / Quality Control (QA/QC) criteria using USEPA SW 846 methods 6020, 7470A, 9060 and MCAWW, 310.1, 350.3, 300.0A, 160.1.

The findings offered in this report are based upon a general review of all available data. The data review was based on data completeness, holding times, initial and continuing calibration verification results, laboratory method / preparation blank results, and detections limits.

Areas of concern with respect to data quality are listed below.

Major Problems

- None.

Minor Problems

- The following contaminants were detected in the laboratory method blanks for total and dissolved metals at the following maximum concentrations:

Analyte	Maximum Concentration	Action Level
Antimony (1)	0.17ug/L	0.85 ug/L
Antimony (2)	0.074ug/L	0.37 ug/L
Arsenic (1)	0.26 ug/L	1.3 ug/L
Barium (1)	0.17 ug/L	0.85 ug/L

Barium [2]	0.11 ug/L	0.55 ug/L
Beryllium [1]	0.082 ug/L	0.41 ug/L
Beryllium [2]	0.078 ug/L	0.39 ug/L
Cadmium [1]	0.15 ug/L	0.75 ug/L
Cadmium [2]	0.10 ug/L	0.50 ug/L
Chromium [1]	0.14 ug/L	0.70 ug/L
Cobalt [1]	0.13 ug/L	0.65 ug/L
Cobalt [2]	0.095 ug/L	0.475 ug/L
Copper [1]	0.22 ug/L	1.1 ug/L
Copper [2]	0.14 ug/L	0.70 ug/L
Iron [1]	44.5 ug/L	222.5 ug/L
Iron [2]	29.7 ug/L	148.5 ug/L
Lead [1]	0.18 ug/L	0.90 ug/L
Lead [2]	0.13 ug/L	0.65 ug/L
Manganese [1]	0.79 ug/L	3.95 ug/L
Manganese [2]	0.62 ug/L	3.10 ug/L
Manganese [3]	0.30 ug/L	1.50 ug/L
Molybdenum [1]	0.54 ug/L	2.7 ug/L
Molybdenum [2]	0.28 ug/L	1.4 ug/L
Nickel [1]	0.19 ug/L	0.95 ug/L
Nickel [2]	0.12 ug/L	0.60 ug/L
Potassium [1]	40.0 ug/L	200.0 ug/L
Selenium [1]	0.18 ug/L	0.9 ug/L
Silver [1]	0.14 ug/L	0.70 ug/L
Silver [2]	0.093 ug/L	0.465 ug/L
Thallium [1]	0.48ug/L	2.4 ug/L
Thallium [2]	0.23 ug/L	1.15 ug/L
Zinc [1]	4.0 ug/L	20.0 ug/L
Zinc [2]	5.3 ug/L	26.5 ug/L

[1] Method blanks and preparation blanks affecting total and dissolved samples: MRC-MW76B-091109, MRC-MW78B-081109, MRC-MW73B-081109, MRC-MW60B-081209, MRC-MW48A-081209, MRC-MW79B-081109, and MRC-MW85A-081209.

[2] Method blanks and preparation blanks affecting total and dissolved samples: MRC-MW86A-081309, MRC-MW86B-081309, MRC-MW83A-081309, MRC-MW84A-081409, and MRC-MW74A-081409.

[3] Method blanks analyzed on 8/25/09 affecting total and dissolved sample: MRC-MW79B-081109 (Mn only).

An action level of 5X the maximum contaminant level has been used to evaluate sample data for blank contamination. Sample aliquot and dilution factors, if applicable, were taken into consideration when evaluating for blank contamination. Positive results less than the blank action level reported were qualified "B" as a result of laboratory blank contamination.

- The CRDL standard analyzed on instrument I8 on 8/24/09 at 12:36 had a percent recovery >110% for barium, copper, iron, manganese, nickel, silver, and zinc. Total and dissolved samples MRC-MW76B-091109, MRC-MW78B-081109, MRC-MW73B-081109, MRC-MW60B-081209, MRC-MW48A-081209, MRC-MW79B-081109, and MRC-MW85A-081209 were affected. Positive results <2XCRDL were qualified as biased high (K).

- The CRDL standard analyzed on instrument I8 on 8/26/09 at 10:31 had a percent recovery >110% for copper, iron, manganese, nickel, silver, and zinc. Total and dissolved samples MRC-MW86A-081309, MRC-MW86B-081309, MRC-MW83A-081309, MRC-MW84A-081409,

and MRC-MW74A-081409 were affected. Positive results <2XCRDL were qualified as biased high (K).

- The CCVs analyzed on 8/14/09 at 04:35 and 05:57 had percent recoveries >110% for orthophosphate. Positive results were qualified as biased high (K).

Notes

The following samples were analyzed at dilutions to bring analytes within calibration range:

Sample	Analytes	Dilution factor
MRC-MW79B-081109	Mn	10X
MRC-MW86A-081309	Mn	10X
MRC-MW86B-081309	Mn	10X

The following contaminants were detected in the laboratory metals preparation blanks at the following maximum concentrations:

Analyte	Maximum Concentration	Action Level
Total Alkalinity	4.4mg/L	22mg/L
Sulfate	0.60mg/L	3mg/L

An action level of 5X the maximum contaminant level has been used to evaluate sample data for blank contamination. Sample aliquot and dilution factors, if applicable, were taken into consideration when evaluating for blank contamination. No validation action was taken as all sample results were greater than the action level.

The CRDL standard analyzed on instrument I8 on 8/25/09 at 11:25 had a percent recovery >110% for manganese. Sample MRC-MW79B-081109 was affected. No validation action was warranted as samples results were >2X CRDL

Executive Summary

Laboratory Performance: Several method blanks and preparation blanks were found to contain contaminants. One continuing calibration standard and several CRDL standards had several non-compliances that resulted in the qualification of data.

Other Factors Affecting Data Quality: Several samples were analyzed at dilutions.

The data for these analyses were reviewed with reference to Region III modifications to the "National Functional Guidelines for Inorganic Data Validation", April 1993.

The text of this report has been formulated to address only those problem areas affecting data quality.

Megan Carson

Tetra Tech NUS
Megan Carson
Chemist/Data Validator

Tetra Tech NUS
Joseph A. Samchuck
Quality Assurance Officer

Attachments:

1. Appendix A - Qualified Analytical Results
2. Appendix B - Results as reported by the Laboratory
3. Appendix C - Support Documentation

Appendix A

Qualified Analytical Results

Data Validation Qualifier Codes:

A = Lab Blank Contamination
B = Field Blank Contamination
C = Calibration Noncompliance (e.g. % RSDs, %Ds, ICVs, CCVs, RRFs, etc.)
C01 = GC/MS Tuning Noncompliance
D = MS/MSD Recovery Noncompliance
E = LCS/LCSD Recovery Noncompliance
F = Lab Duplicate Imprecision
G = Field Duplicate Imprecision
H = Holding Time Exceedance
I = ICP Serial Dilution Noncompliance
J = GFAA PDS-GFAA MSA's r < 0.995 / ICP PDS Recovery Noncompliance
K = ICP Interference - includes ICS % R Noncompliance
L = Instrument Calibration Range Exceedance
M = Sample Preservation Noncompliance
N = Internal Standard Noncompliance
N01 = Internal Standard Recovery Noncompliance Dioxins
N02 = Recovery Standard Noncompliance Dioxins
N03 = Clean-up Standard Noncompliance Dioxins
O - Poor Instrument Performance (e.g. base-line drifting)
P = Uncertainty near detection limit (< 2 x IDL for inorganics and <CRQL for organics)
Q = Other problems (can encompass a number of issues; e.g. chromatography,interferences, etc.)
R = Surrogates Recovery Noncompliance
S = Pesticide/PCB Resolution
T = % Breakdown Noncompliance for DOT and Endrin
U = % Difference between columns/detectors >25% for positive results determined via GC/HPLC
V = Non-linear calibrations; correlation coefficient r < 0.995
W = EMPC result
X = Signal to noise response drop
Y = Percent solids <30%
Z = Uncertainty at 2 sigma deviation is greater than sample activity

PROJ_NO: 02221 SDG: 9H13253 FRACTION: M MEDIA: WATER	NSAMPLE	MRC-MW48A-081209			MRC-MW60B-081209			MRC-MW73B-081109			MRC-MW74A-081409		
	LAB_ID	A9H130253007			A9H130253006			A9H130253004			A9H150168006		
	SAMP_DATE	8/12/2009			8/12/2009			8/11/2009			8/14/2009		
	QC_TYPE	NM			NM			NM			NM		
	UNITS	UG/L			UG/L			UG/L			UG/L		
	PCT_SOLIDS	.0			.0			.0			.0		
	DUP_OF												
PARAMETER		RESULT	VQL	QLCD	RESULT	VQL	QLCD	RESULT	VQL	QLCD	RESULT	VQL	QLCD
ANTIMONY		0.055	U		0.083	B	A	0.086	B	A	0.055	U	
ARSENIC		0.53	B	A	0.21	U		0.21	B	A	1.1		
BARIUM		150			51.2			30.5			48.3		
BERYLLIUM		7.8			0.13	B	A	2.1			0.72		
CADMIUM		0.17	B	A	0.071	B	A	0.063	B	A	0.26	B	A
CHROMIUM		0.07	B	A	0.26	B	A	0.32	B	A	0.77		
COBALT		103			29.6			17.8			18.9		
COPPER		0.32	B	A	0.46	B	A	4.8			2.1	K	C
IRON		21300			11400			67.2	B	A	314		
LEAD		0.066	B	A	0.071	B	A	0.069	B	A	0.21	B	A
MANGANESE		9270			1600			89.5			1850		
MERCURY		0.1	U		0.1	U		0.1	U		0.1	U	
MOLYBDENUM		0.2	U		0.2	U		0.2	U		0.2	U	
NICKEL		83.3			52.3			24.2			4.6		
POTASSIUM		419			2820								
SELENIUM		0.15	B	A	0.18	B	A	0.28	B	A	1.9		
SILVER		0.033	U		0.033	U		0.033	U		0.033	U	
THALLIUM		0.12	U		0.12	U		0.12	U		0.12	U	
VANADIUM		0.6	U		0.6	U		0.6	U		0.6	U	
ZINC		93.9			120			73.7			35.6	K	C

PROJ_NO: 02221 SDG: 9H13253 FRACTION: M MEDIA: WATER	NSAMPLE	MRC-MW76B-081109			MRC-MW78B-081109			MRC-MW79B-081109			MRC-MW83A-081309		
	LAB_ID	A9H130253002			A9H130253005			A9H130253003			A9H150168004		
	SAMP_DATE	8/11/2009			8/11/2009			8/11/2009			8/13/2009		
	QC_TYPE	NM			NM			NM			NM		
	UNITS	UG/L			UG/L			UG/L			UG/L		
	PCT_SOLIDS	.0			.0			.0			.0		
	DUP_OF												
PARAMETER		RESULT	VQL	QLCD	RESULT	VQL	QLCD	RESULT	VQL	QLCD	RESULT	VQL	QLCD
ANTIMONY		0.062	B	A	0.15	B	A	0.076	B	A	0.056	B	A
ARSENIC		0.21	U		0.25	B	A	1.4			0.21	U	
BARIUM		81.9			182			274			6.5		
BERYLLIUM		0.33	B	A	0.41	B	A	1.4			0.15	B	A
CADMIUM		0.027	U		0.17	B	A	0.082	B	A	0.027	U	
CHROMIUM		0.18	B	A	0.3	B	A	0.081	B	A	1.2		
COBALT		50.2			90.8			322			2.5		
COPPER		0.15	B	A	6.5			4.6			0.91	K	C
IRON		23500			36400			77800			1360		
LEAD		0.075	B	A	0.5	B	A	0.16	B	A	0.19	B	A
MANGANESE		3030			3500			22800			28.9		
MERCURY		0.1	U		0.1	U		0.1	U		0.1	U	
MOLYBDENUM		0.35	B	A	0.2	U		0.43	B	A	0.2	U	
NICKEL		74.5			108			162			4.6		
POTASSIUM													
SELENIUM		0.14	U		0.21	B	A	0.14	U		0.14	U	
SILVER		0.033	U		0.033	U		0.033	U		0.033	U	
THALLIUM		0.15	B	A	0.12	U		0.16	B	A	0.12	U	
VANADIUM		0.6	U		0.99	B		0.6	U		2.6	B	
ZINC		110			660			230			18.6	B	A

PROJ_NO: 02221	NSAMPLE	MRC-MW84A-081409			MRC-MW85A-081209			MRC-MW86A-081309			MRC-MW86B-081309		
SDG: 9H13253	LAB_ID	A9H150168005			A9H130253008			A9H150168002			A9H150168003		
FRACTION: M	SAMP_DATE	8/14/2009			8/12/2009			8/13/2009			8/13/2009		
MEDIA: WATER	QC_TYPE	NM			NM			NM			NM		
	UNITS	UG/L			UG/L			UG/L			UG/L		
	PCT_SOLIDS	.0			.0			.0			.0		
	DUP_OF												
PARAMETER		RESULT	VQL	QLCD	RESULT	VQL	QLCD	RESULT	VQL	QLCD	RESULT	VQL	QLCD
ANTIMONY		0.14	B	A	0.14	B	A	0.095	B	A	0.078	B	A
ARSENIC		0.22			0.24	B	A	1.3			0.56		
BARIUM		28.6			28.8			283			215		
BERYLLIUM		0.61			0.14	B	A	0.15	B	A	0.13	B	A
CADMIUM		0.058	B	A	0.069	B	A	0.028	B	A	0.027	U	
CHROMIUM		0.67			10.3	B	A	0.28			0.34		
COBALT		37.9			4.5			368			220		
COPPER		2.4	K	C	0.94	B	A	0.41	B	A	0.44	B	A
IRON		422			11	U		12200			60000		
LEAD		0.33	B	A	0.054	B	A	0.17	B	A	0.19	B	A
MANGANESE		218			24.7			18800			11800		
MERCURY		0.1	U		0.1	U		0.1	U		0.1	U	
MOLYBDENUM		0.2	U		3.2			1.3	B	A	0.92	B	A
NICKEL		53.7			7.5			252			237		
POTASSIUM													
SELENIUM		0.15			0.33	B	A	0.14	U		0.14	U	
SILVER		0.033	U		0.033	U		0.033	U		0.033	U	
THALLIUM		0.12	U		0.12	U		0.18	B	A	0.26	B	A
VANADIUM		0.68	B		0.6	U		0.6	U		0.6	U	
ZINC		314			10.8	B	A	63.4			245		

PROJ_NO: 02221	NSAMPLE	MRC-MW48A-081209			MRC-MW60B-081209			MRC-MW73B-081109			MRC-MW74A-081409		
SDG: 9H13253	LAB_ID	A9H130253007			A9H130253006			A9H130253004			A9H150168006		
FRACTION: MF	SAMP_DATE	8/12/2009			8/12/2009			8/11/2009			8/14/2009		
MEDIA: WATER	QC_TYPE	NM			NM			NM			NM		
	UNITS	UG/L			UG/L			UG/L			UG/L		
	PCT_SOLIDS	.0			.0			.0			.0		
	DUP_OF												
PARAMETER		RESULT	VQL	QLCD	RESULT	VQL	QLCD	RESULT	VQL	QLCD	RESULT	VQL	QLCD
ANTIMONY		0.055	U		0.12	B	A	0.12	B	A	0.08	B	A
ARSENIC		0.69	B	A	0.21	U		0.21	U		1.1		
BARIUM		164			45.2			30			48.8		
BERYLLIUM		9.4			0.089	B	A	2			0.7		
CADMIUM		0.12	B	A	0.046	B	A	0.045	B	A	0.094	B	A
CHROMIUM		0.066	U		0.066	U		0.16	B	A	0.066	U	
COBALT		104			25.2			17.5			19.4		
COPPER		0.31	B	A	0.43	B	A	4.7			2.2	K	C
IRON		20600			9060			11	U		123		
LEAD		0.053	B	A	0.039	B	A	0.064	B	A	0.05	B	A
MANGANESE		9040			1400			83.8			1880		
MERCURY		0.1	U		0.1	U		0.1	U		0.1	U	
MOLYBDENUM		0.2	U		0.2	U		0.2	U		0.2	U	
NICKEL		90.8			44.2			21.4			4.2		
SELENIUM		0.35	B	A	0.14	U		0.38	B	A	1.8		
SILVER		0.033	U		0.033	U		0.033	U		0.033	U	
THALLIUM		0.12	U		0.12	U		0.12	U		0.12	U	
VANADIUM		0.6	U		0.6	U		0.64			0.6	U	
ZINC		102			90			70.3			32.1	K	C

PROJ_NO: 02221	NSAMPLE	MRC-MW76B-081109			MRC-MW78B-081109			MRC-MW79B-081109			MRC-MW83A-081309		
SDG: 9H13253	LAB_ID	A9H130253002			A9H130253005			A9H130253003			A9H150168004		
FRACTION: MF	SAMP_DATE	8/11/2009			8/11/2009			8/11/2009			8/13/2009		
MEDIA: WATER	QC_TYPE	NM			NM			NM			NM		
	UNITS	UG/L			UG/L			UG/L			UG/L		
	PCT_SOLIDS	.0			.0			.0			.0		
	DUP_OF												
PARAMETER		RESULT	VQL	QLCD	RESULT	VQL	QLCD	RESULT	VQL	QLCD	RESULT	VQL	QLCD
ANTIMONY		0.055	U		0.11	B	A	0.055	U		0.055	U	
ARSENIC		0.21	U		0.21	U		1.5			0.21	U	
BARIUM		85.2			174			274			5.2		
BERYLLIUM		0.24	B	A	0.4	B	A	1.5			0.12	B	A
CADMIUM		0.027	U		0.16	B	A	0.091	B	A	0.027	U	
CHROMIUM		0.84			0.066	U		0.066	U		0.066	U	
COBALT		51.7			87.3			316			2.1		
COPPER		0.26	B	A	2.1	K	C	0.36	B	A	0.66	B	A
IRON		22200			34700			75200			174		
LEAD		0.048	B	A	0.07	B	A	0.041	B	A	0.041	B	A
MANGANESE		3080			3410			22700			19		
MERCURY		0.1	U		0.1	U		0.1	U		0.1	U	
MOLYBDENUM		0.2	U		0.2	U		0.2	U		0.2	U	
NICKEL		77.4			102			161			4.5		
SELENIUM		0.14	U		0.14	U		0.14	U		0.14	U	
SILVER		0.033	U		0.033	U		0.033	U		0.033	U	
THALLIUM		0.12	U		0.12	U		0.12	U		0.12	U	
VANADIUM		0.6	U		0.6	U		0.6	U		0.6	U	
ZINC		107			608			189			15.8	B	A

PROJ_NO: 02221	NSAMPLE	MRC-MW84A-081409			MRC-MW85A-081209			MRC-MW86A-081309			MRC-MW86B-081309		
SDG: 9H13253	LAB_ID	A9H150168005			A9H130253008			A9H150168002			A9H150168003		
FRACTION: MF	SAMP_DATE	8/14/2009			8/12/2009			8/13/2009			8/13/2009		
MEDIA: WATER	QC_TYPE	NM			NM			NM			NM		
	UNITS	UG/L			UG/L			UG/L			UG/L		
	PCT_SOLIDS	.0			.0			.0			.0		
	DUP_OF												
PARAMETER		RESULT	VQL	QLCD	RESULT	VQL	QLCD	RESULT	VQL	QLCD	RESULT	VQL	QLCD
ANTIMONY		0.095	B	A	0.25	B	A	0.055	U		0.055	U	
ARSENIC		0.21	U		0.24	B	A	1.2			0.6		
BARIUM		28.9			25.7			288			226		
BERYLLIUM		0.6	B	A	0.056	B	A	0.12	B	A	0.077	B	A
CADMIUM		0.14	B	A	0.027	U		0.027	U		0.027	U	
CHROMIUM		0.13			23.7			0.15			0.066	U	
COBALT		38.4			2.3			334			207		
COPPER		1.8	K	C	0.54	B	A	0.19	B	A	0.2	B	A
IRON		34.9	B	A	11	U		11900			44200		
LEAD		0.11	B	A	0.055	B	A	0.066	B	A	0.05	B	A
MANGANESE		222			10.2			17400			11800		
MERCURY		0.1	U		0.1	U		0.1	U		0.1	U	
MOLYBDENUM		0.2	U		7.2			1.5			0.73	B	A
NICKEL		55.7			4	K	C	221			203		
SELENIUM		0.16			0.72	B	A	0.14	U		0.14	U	
SILVER		0.033	U		0.033	U		0.033	U		0.033	U	
THALLIUM		0.12	U		0.12	U		0.12	U		0.12	U	
VANADIUM		0.6	U		0.6	U		0.6	U		0.6	U	
ZINC		315			19.2	B	A	52.8			188		

PROJ_NO: 02221	NSAMPLE	MRC-MW48A-081209			MRC-MW60B-081209		
SDG: 9H13253	LAB_ID	A9H130253007			A9H130253006		
FRACTION: MISC	SAMP_DATE	8/12/2009			8/12/2009		
MEDIA: WATER	QC_TYPE	NM			NM		
	UNITS	MG/L			MG/L		
	PCT_SOLIDS	.0			.0		
	DUP_OF						
PARAMETER		RESULT	VQL	QLCD	RESULT	VQL	QLCD
ALKALINITY		48			57		
AMMONIA-N		0.1	U		0.1	U	
CHLORIDE		76.7			9		
DISSOLVED ORGANIC CARBON		4			2		
NITRATE-N		0.023	U		0.1		
NITRITE-N		0.012	U		0.012	U	
ORTHOPHOSPHATE-P		0.1	K	C	0.1	K	C
SULFATE		3.6			5.8		
TOTAL DISSOLVED SOLIDS		220			97		

Appendix B

Results as Reported by the Laboratory

Tetra Tech NUS, Inc

Client Sample ID: MRC-MW76B-081109

TOTAL Metals

Lot-Sample #...: A9H130253-002 Matrix.....: WG
Date Sampled...: 08/11/09 09:56 Date Received..: 08/13/09

PARAMETER	RESULT	REPORTING LIMIT	UNITS	METHOD	PREPARATION-ANALYSIS DATE	WORK ORDER #
Prep Batch #...: 9232036						
Silver	ND	1.0	ug/L	SW846 6020	08/20-08/24/09	LH44N1AR
		Dilution Factor: 1		Analysis Time..: 17:20	Analyst ID.....: 002260	
		Instrument ID..: I8		MDL.....: 0.033		
Arsenic	ND	5.0	ug/L	SW846 6020	08/20-08/24/09	LH44N1AD
		Dilution Factor: 1		Analysis Time..: 17:20	Analyst ID.....: 002260	
		Instrument ID..: I8		MDL.....: 0.21		
Barium	**81.9 J**	**1.0**	**ug/L**	**SW846 6020**	**08/20-08/24/09**	**LH44N1AE**
		Dilution Factor: 1		Analysis Time..: 17:20	Analyst ID.....: 002260	
		Instrument ID..: I8		MDL.....: 0.052		
Beryllium	**0.33 B**	**1.0**	**ug/L**	**SW846 6020**	**08/20-08/24/09**	**LH44N1AF**
		Dilution Factor: 1		Analysis Time..: 17:20	Analyst ID.....: 002260	
		Instrument ID..: I8		MDL.....: 0.037		
Cadmium	ND	1.0	ug/L	SW846 6020	08/20-08/24/09	LH44N1AG
		Dilution Factor: 1		Analysis Time..: 17:20	Analyst ID.....: 002260	
		Instrument ID..: I8		MDL.....: 0.027		
Cobalt	**50.2**	**1.0**	**ug/L**	**SW846 6020**	**08/20-08/24/09**	**LH44N1AH**
		Dilution Factor: 1		Analysis Time..: 17:20	Analyst ID.....: 002260	
		Instrument ID..: I8		MDL.....: 0.033		
Chromium	**0.18 B,J**	**2.0**	**ug/L**	**SW846 6020**	**08/20-08/24/09**	**LH44N1AW**
		Dilution Factor: 1		Analysis Time..: 17:20	Analyst ID.....: 002260	
		Instrument ID..: I8		MDL.....: 0.066		
Copper	**0.15 B,J**	**2.0**	**ug/L**	**SW846 6020**	**08/20-08/24/09**	**LH44N1AJ**
		Dilution Factor: 1		Analysis Time..: 17:20	Analyst ID.....: 002260	
		Instrument ID..: I8		MDL.....: 0.064		
Iron	**23500 J**	**50.0**	**ug/L**	**SW846 6020**	**08/20-08/24/09**	**LH44N1AK**
		Dilution Factor: 1		Analysis Time..: 17:20	Analyst ID.....: 002260	
		Instrument ID..: I8		MDL.....: 11.0		
Manganese	**3030 J**	**1.0**	**ug/L**	**SW846 6020**	**08/20-08/24/09**	**LH44N1AM**
		Dilution Factor: 1		Analysis Time..: 17:20	Analyst ID.....: 002260	
		Instrument ID..: I8		MDL.....: 0.14		

(Continued on next page)

Tetra Tech NUS, Inc

Client Sample ID: MRC-MW76B-081109

TOTAL Metals

Lot-Sample #...: A9H130253-002 Matrix.....: WG

PARAMETER	RESULT	REPORTING LIMIT	UNITS	METHOD	PREPARATION-ANALYSIS DATE	WORK ORDER #
Molybdenum	**0.35 B**	**2.0**	**ug/L**	**SW846 6020**	**08/20-08/24/09**	**LH44N1AN**
		Dilution Factor: 1		Analysis Time..: 17:20	Analyst ID.....: 002260	
		Instrument ID..: I8		MDL.....: 0.20		
Nickel	**74.5**	**2.0**	**ug/L**	**SW846 6020**	**08/20-08/24/09**	**LH44N1AP**
		Dilution Factor: 1		Analysis Time..: 17:20	Analyst ID.....: 002260	
		Instrument ID..: I8		MDL.....: 0.10		
Lead	**0.075 B,J**	**1.0**	**ug/L**	**SW846 6020**	**08/20-08/24/09**	**LH44N1AL**
		Dilution Factor: 1		Analysis Time..: 17:20	Analyst ID.....: 002260	
		Instrument ID..: I8		MDL.....: 0.034		
Antimony	**0.062 B**	**2.0**	**ug/L**	**SW846 6020**	**08/20-08/24/09**	**LH44N1AC**
		Dilution Factor: 1		Analysis Time..: 17:20	Analyst ID.....: 002260	
		Instrument ID..: I8		MDL.....: 0.055		
Selenium	ND	5.0	ug/L	SW846 6020	08/20-08/24/09	LH44N1AQ
		Dilution Factor: 1		Analysis Time..: 17:20	Analyst ID.....: 002260	
		Instrument ID..: I8		MDL.....: 0.14		
Thallium	**0.15 B**	**1.0**	**ug/L**	**SW846 6020**	**08/20-08/24/09**	**LH44N1AT**
		Dilution Factor: 1		Analysis Time..: 17:20	Analyst ID.....: 002260	
		Instrument ID..: I8		MDL.....: 0.12		
Vanadium	ND	20.0	ug/L	SW846 6020	08/20-08/24/09	LH44N1AU
		Dilution Factor: 1		Analysis Time..: 17:20	Analyst ID.....: 002260	
		Instrument ID..: I8		MDL.....: 0.60		
Zinc	**110 J**	**20.0**	**ug/L**	**SW846 6020**	**08/20-08/24/09**	**LH44N1AV**
		Dilution Factor: 1		Analysis Time..: 17:20	Analyst ID.....: 002260	
		Instrument ID..: I8		MDL.....: 0.85		
Mercury	ND	0.20	ug/L	SW846 7470A	08/20/09	LH44N1AX
		Dilution Factor: 1		Analysis Time..: 16:46	Analyst ID.....: 001576	
		Instrument ID..: H1		MDL.....: 0.10		

NOTE(S):

J Method blank contamination. The associated method blank contains the target analyte at a reportable level.

B Estimated result. Result is less than RL.

Tetra Tech NUS, Inc

Client Sample ID: MRC-MW79B-081109

TOTAL Metals

Lot-Sample #...: A9H130253-003 Matrix.....: WG
Date Sampled...: 08/11/09 11:18 Date Received..: 08/13/09

PARAMETER	RESULT	REPORTING LIMIT	UNITS	METHOD	PREPARATION-ANALYSIS DATE	WORK ORDER #
Prep Batch #...: 9232036						
Silver	ND	1.0	ug/L	SW846 6020	08/20-08/24/09	LH45E1A4
		Dilution Factor: 1		Analysis Time..: 17:39	Analyst ID.....: 002260	
		Instrument ID..: I8		MDL.....: 0.033		
Arsenic	1.4 B	5.0	ug/L	SW846 6020	08/20-08/24/09	LH45E1AP
		Dilution Factor: 1		Analysis Time..: 17:39	Analyst ID.....: 002260	
		Instrument ID..: I8		MDL.....: 0.21		
Barium	274 J	1.0	ug/L	SW846 6020	08/20-08/24/09	LH45E1AQ
		Dilution Factor: 1		Analysis Time..: 17:39	Analyst ID.....: 002260	
		Instrument ID..: I8		MDL.....: 0.052		
Beryllium	1.4	1.0	ug/L	SW846 6020	08/20-08/24/09	LH45E1AR
		Dilution Factor: 1		Analysis Time..: 17:39	Analyst ID.....: 002260	
		Instrument ID..: I8		MDL.....: 0.037		
Cadmium	0.082 B	1.0	ug/L	SW846 6020	08/20-08/24/09	LH45E1AT
		Dilution Factor: 1		Analysis Time..: 17:39	Analyst ID.....: 002260	
		Instrument ID..: I8		MDL.....: 0.027		
Cobalt	322	1.0	ug/L	SW846 6020	08/20-08/24/09	LH45E1AU
		Dilution Factor: 1		Analysis Time..: 17:39	Analyst ID.....: 002260	
		Instrument ID..: I8		MDL.....: 0.033		
Chromium	0.081 B,J	2.0	ug/L	SW846 6020	08/20-08/24/09	LH45E1A8
		Dilution Factor: 1		Analysis Time..: 17:39	Analyst ID.....: 002260	
		Instrument ID..: I8		MDL.....: 0.066		
Copper	4.6 J	2.0	ug/L	SW846 6020	08/20-08/24/09	LH45E1AV
		Dilution Factor: 1		Analysis Time..: 17:39	Analyst ID.....: 002260	
		Instrument ID..: I8		MDL.....: 0.064		
Iron	77800 J	50.0	ug/L	SW846 6020	08/20-08/24/09	LH45E1AW
		Dilution Factor: 1		Analysis Time..: 17:39	Analyst ID.....: 002260	
		Instrument ID..: I8		MDL.....: 11.0		
Manganese	22800 J	10.0	ug/L	SW846 6020	08/20-08/25/09	LH45E1A0
		Dilution Factor: 10		Analysis Time..: 12:26	Analyst ID.....: 002260	
		Instrument ID..: I8		MDL.....: 1.4		

(Continued on next page)

Tetra Tech NUS, Inc

Client Sample ID: MRC-MW79B-081109

TOTAL Metals

Lot-Sample #...: A9H130253-003 Matrix.....: WG

PARAMETER	RESULT	REPORTING LIMIT	UNITS	METHOD	PREPARATION-ANALYSIS DATE	WORK ORDER #
Molybdenum	0.43 B	2.0	ug/L	SW846 6020	08/20-08/24/09	LH45E1A1
		Dilution Factor: 1		Analysis Time..: 17:39	Analyst ID.....: 002260	
		Instrument ID..: I8		MDL.....: 0.20		
Nickel	162	2.0	ug/L	SW846 6020	08/20-08/24/09	LH45E1A2
		Dilution Factor: 1		Analysis Time..: 17:39	Analyst ID.....: 002260	
		Instrument ID..: I8		MDL.....: 0.10		
Lead	0.16 B,J	1.0	ug/L	SW846 6020	08/20-08/24/09	LH45E1AX
		Dilution Factor: 1		Analysis Time..: 17:39	Analyst ID.....: 002260	
		Instrument ID..: I8		MDL.....: 0.034		
Antimony	0.076 B	2.0	ug/L	SW846 6020	08/20-08/24/09	LH45E1AN
		Dilution Factor: 1		Analysis Time..: 17:39	Analyst ID.....: 002260	
		Instrument ID..: I8		MDL.....: 0.055		
Selenium	ND	5.0	ug/L	SW846 6020	08/20-08/24/09	LH45E1A3
		Dilution Factor: 1		Analysis Time..: 17:39	Analyst ID.....: 002260	
		Instrument ID..: I8		MDL.....: 0.14		
Thallium	0.16 B	1.0	ug/L	SW846 6020	08/20-08/24/09	LH45E1A5
		Dilution Factor: 1		Analysis Time..: 17:39	Analyst ID.....: 002260	
		Instrument ID..: I8		MDL.....: 0.12		
Vanadium	ND	20.0	ug/L	SW846 6020	08/20-08/24/09	LH45E1A6
		Dilution Factor: 1		Analysis Time..: 17:39	Analyst ID.....: 002260	
		Instrument ID..: I8		MDL.....: 0.60		
Zinc	230 J	20.0	ug/L	SW846 6020	08/20-08/24/09	LH45E1A7
		Dilution Factor: 1		Analysis Time..: 17:39	Analyst ID.....: 002260	
		Instrument ID..: I8		MDL.....: 0.85		
Mercury	ND	0.20	ug/L	SW846 7470A	08/20/09	LH45E1A9
		Dilution Factor: 1		Analysis Time..: 17:06	Analyst ID.....: 001576	
		Instrument ID..: H1		MDL.....: 0.10		

NOTE(S):

B Estimated result. Result is less than RL.

J Method blank contamination. The associated method blank contains the target analyte at a reportable level.

Tetra Tech NUS, Inc

Client Sample ID: MRC-MW73B-081109

TOTAL Metals

Lot-Sample #...: A9H130253-004 Matrix.....: WG
Date Sampled...: 08/11/09 13:48 Date Received..: 08/13/09

PARAMETER	RESULT	REPORTING LIMIT	UNITS	METHOD	PREPARATION-ANALYSIS DATE	WORK ORDER #
Prep Batch #...: 9232036						
Silver	ND	1.0	ug/L	SW846 6020	08/20-08/24/09	LH45K1A4
		Dilution Factor: 1		Analysis Time..: 17:47	Analyst ID.....: 002260	
		Instrument ID..: I8		MDL.....: 0.033		
Arsenic	0.21 B	5.0	ug/L	SW846 6020	08/20-08/24/09	LH45K1AP
		Dilution Factor: 1		Analysis Time..: 17:47	Analyst ID.....: 002260	
		Instrument ID..: I8		MDL.....: 0.21		
Barium	30.5 J	1.0	ug/L	SW846 6020	08/20-08/24/09	LH45K1AQ
		Dilution Factor: 1		Analysis Time..: 17:47	Analyst ID.....: 002260	
		Instrument ID..: I8		MDL.....: 0.052		
Beryllium	2.1	1.0	ug/L	SW846 6020	08/20-08/24/09	LH45K1AR
		Dilution Factor: 1		Analysis Time..: 17:47	Analyst ID.....: 002260	
		Instrument ID..: I8		MDL.....: 0.037		
Cadmium	0.063 B	1.0	ug/L	SW846 6020	08/20-08/24/09	LH45K1AT
		Dilution Factor: 1		Analysis Time..: 17:47	Analyst ID.....: 002260	
		Instrument ID..: I8		MDL.....: 0.027		
Cobalt	17.8	1.0	ug/L	SW846 6020	08/20-08/24/09	LH45K1AU
		Dilution Factor: 1		Analysis Time..: 17:47	Analyst ID.....: 002260	
		Instrument ID..: I8		MDL.....: 0.033		
Chromium	0.32 B,J	2.0	ug/L	SW846 6020	08/20-08/24/09	LH45K1A8
		Dilution Factor: 1		Analysis Time..: 17:47	Analyst ID.....: 002260	
		Instrument ID..: I8		MDL.....: 0.066		
Copper	4.8 J	2.0	ug/L	SW846 6020	08/20-08/24/09	LH45K1AV
		Dilution Factor: 1		Analysis Time..: 17:47	Analyst ID.....: 002260	
		Instrument ID..: I8		MDL.....: 0.064		
Iron	67.2 J	50.0	ug/L	SW846 6020	08/20-08/24/09	LH45K1AW
		Dilution Factor: 1		Analysis Time..: 17:47	Analyst ID.....: 002260	
		Instrument ID..: I8		MDL.....: 11.0		
Manganese	89.5 J	1.0	ug/L	SW846 6020	08/20-08/24/09	LH45K1A0
		Dilution Factor: 1		Analysis Time..: 17:47	Analyst ID.....: 002260	
		Instrument ID..: I8		MDL.....: 0.14		

(Continued on next page)

Tetra Tech NUS, Inc

Client Sample ID: MRC-MW73B-081109

TOTAL Metals

Lot-Sample #...: A9H130253-004 Matrix.....: WG

PARAMETER	RESULT	REPORTING LIMIT	UNITS	METHOD	PREPARATION-ANALYSIS DATE	WORK ORDER #
Molybdenum	ND	2.0	ug/L	SW846 6020	08/20-08/24/09	LH45K1A1
		Dilution Factor: 1		Analysis Time..: 17:47	Analyst ID.....: 002260	
		Instrument ID..: I8		MDL.....: 0.20		
Nickel	24.2	2.0	ug/L	SW846 6020	08/20-08/24/09	LH45K1A2
		Dilution Factor: 1		Analysis Time..: 17:47	Analyst ID.....: 002260	
		Instrument ID..: I8		MDL.....: 0.10		
Lead	0.069 B,J	1.0	ug/L	SW846 6020	08/20-08/24/09	LH45K1AX
		Dilution Factor: 1		Analysis Time..: 17:47	Analyst ID.....: 002260	
		Instrument ID..: I8		MDL.....: 0.034		
Antimony	0.086 B	2.0	ug/L	SW846 6020	08/20-08/24/09	LH45K1AN
		Dilution Factor: 1		Analysis Time..: 17:47	Analyst ID.....: 002260	
		Instrument ID..: I8		MDL.....: 0.055		
Selenium	0.28 B	5.0	ug/L	SW846 6020	08/20-08/24/09	LH45K1A3
		Dilution Factor: 1		Analysis Time..: 17:47	Analyst ID.....: 002260	
		Instrument ID..: I8		MDL.....: 0.14		
Thallium	ND	1.0	ug/L	SW846 6020	08/20-08/24/09	LH45K1A5
		Dilution Factor: 1		Analysis Time..: 17:47	Analyst ID.....: 002260	
		Instrument ID..: I8		MDL.....: 0.12		
Vanadium	ND	20.0	ug/L	SW846 6020	08/20-08/24/09	LH45K1A6
		Dilution Factor: 1		Analysis Time..: 17:47	Analyst ID.....: 002260	
		Instrument ID..: I8		MDL.....: 0.60		
Zinc	73.7 J	20.0	ug/L	SW846 6020	08/20-08/24/09	LH45K1A7
		Dilution Factor: 1		Analysis Time..: 17:47	Analyst ID.....: 002260	
		Instrument ID..: I8		MDL.....: 0.85		
Mercury	ND	0.20	ug/L	SW846 7470A	08/20/09	LH45K1A9
		Dilution Factor: 1		Analysis Time..: 16:57	Analyst ID.....: 001576	
		Instrument ID..: H1		MDL.....: 0.10		

NOTE(S):

B Estimated result. Result is less than RL.

J Method blank contamination. The associated method blank contains the target analyte at a reportable level.

Tetra Tech NUS, Inc

Client Sample ID: MRC-MW78B-081109

TOTAL Metals

Lot-Sample #...: A9H130253-005 Matrix.....: WG
Date Sampled...: 08/11/09 15:19 Date Received..: 08/13/09

PARAMETER	RESULT	REPORTING LIMIT	UNITS	METHOD	PREPARATION-ANALYSIS DATE	WORK ORDER #
Prep Batch #...: 9232036						
Silver	ND	1.0	ug/L	SW846 6020	08/20-08/24/09	LH45N1A4
		Dilution Factor: 1		Analysis Time..: 17:55	Analyst ID.....: 002260	
		Instrument ID..: I8		MDL.....: 0.033		
Arsenic	**0.25 B**	**5.0**	**ug/L**	**SW846 6020**	**08/20-08/24/09**	**LH45N1AP**
		Dilution Factor: 1		Analysis Time..: 17:55	Analyst ID.....: 002260	
		Instrument ID..: I8		MDL.....: 0.21		
Barium	**182 J**	**1.0**	**ug/L**	**SW846 6020**	**08/20-08/24/09**	**LH45N1AQ**
		Dilution Factor: 1		Analysis Time..: 17:55	Analyst ID.....: 002260	
		Instrument ID..: I8		MDL.....: 0.052		
Beryllium	**0.41 B**	**1.0**	**ug/L**	**SW846 6020**	**08/20-08/24/09**	**LH45N1AR**
		Dilution Factor: 1		Analysis Time..: 17:55	Analyst ID.....: 002260	
		Instrument ID..: I8		MDL.....: 0.037		
Cadmium	**0.17 B**	**1.0**	**ug/L**	**SW846 6020**	**08/20-08/24/09**	**LH45N1AT**
		Dilution Factor: 1		Analysis Time..: 17:55	Analyst ID.....: 002260	
		Instrument ID..: I8		MDL.....: 0.027		
Cobalt	**90.8**	**1.0**	**ug/L**	**SW846 6020**	**08/20-08/24/09**	**LH45N1AU**
		Dilution Factor: 1		Analysis Time..: 17:55	Analyst ID.....: 002260	
		Instrument ID..: I8		MDL.....: 0.033		
Chromium	**0.30 B,J**	**2.0**	**ug/L**	**SW846 6020**	**08/20-08/24/09**	**LH45N1A8**
		Dilution Factor: 1		Analysis Time..: 17:55	Analyst ID.....: 002260	
		Instrument ID..: I8		MDL.....: 0.066		
Copper	**6.5 J**	**2.0**	**ug/L**	**SW846 6020**	**08/20-08/24/09**	**LH45N1AV**
		Dilution Factor: 1		Analysis Time..: 17:55	Analyst ID.....: 002260	
		Instrument ID..: I8		MDL.....: 0.064		
Iron	**36400 J**	**50.0**	**ug/L**	**SW846 6020**	**08/20-08/24/09**	**LH45N1AW**
		Dilution Factor: 1		Analysis Time..: 17:55	Analyst ID.....: 002260	
		Instrument ID..: I8		MDL.....: 11.0		
Manganese	**3500 J**	**1.0**	**ug/L**	**SW846 6020**	**08/20-08/24/09**	**LH45N1A0**
		Dilution Factor: 1		Analysis Time..: 17:55	Analyst ID.....: 002260	
		Instrument ID..: I8		MDL.....: 0.14		

(Continued on next page)

Tetra Tech NUS, Inc

Client Sample ID: MRC-MW78B-081109

TOTAL Metals

Lot-Sample #...: A9H130253-005 Matrix.....: WG

PARAMETER	RESULT	REPORTING LIMIT	UNITS	METHOD	PREPARATION-ANALYSIS DATE	WORK ORDER #
Molybdenum	ND	2.0	ug/L	SW846 6020	08/20-08/24/09	LH45N1A1
		Dilution Factor: 1		Analysis Time..: 17:55	Analyst ID.....: 002260	
		Instrument ID..: I8		MDL.....: 0.20		
Nickel	**108**	**2.0**	**ug/L**	**SW846 6020**	**08/20-08/24/09**	**LH45N1A2**
		Dilution Factor: 1		Analysis Time..: 17:55	Analyst ID.....: 002260	
		Instrument ID..: I8		MDL.....: 0.10		
Lead	**0.50 B,J**	**1.0**	**ug/L**	**SW846 6020**	**08/20-08/24/09**	**LH45N1AX**
		Dilution Factor: 1		Analysis Time..: 17:55	Analyst ID.....: 002260	
		Instrument ID..: I8		MDL.....: 0.034		
Antimony	**0.15 B**	**2.0**	**ug/L**	**SW846 6020**	**08/20-08/24/09**	**LH45N1AN**
		Dilution Factor: 1		Analysis Time..: 17:55	Analyst ID.....: 002260	
		Instrument ID..: I8		MDL.....: 0.055		
Selenium	**0.21 B**	**5.0**	**ug/L**	**SW846 6020**	**08/20-08/24/09**	**LH45N1A3**
		Dilution Factor: 1		Analysis Time..: 17:55	Analyst ID.....: 002260	
		Instrument ID..: I8		MDL.....: 0.14		
Thallium	ND	1.0	ug/L	SW846 6020	08/20-08/24/09	LH45N1A5
		Dilution Factor: 1		Analysis Time..: 17:55	Analyst ID.....: 002260	
		Instrument ID..: I8		MDL.....: 0.12		
Vanadium	**0.99 B**	**20.0**	**ug/L**	**SW846 6020**	**08/20-08/24/09**	**LH45N1A6**
		Dilution Factor: 1		Analysis Time..: 17:55	Analyst ID.....: 002260	
		Instrument ID..: I8		MDL.....: 0.60		
Zinc	**660 J**	**20.0**	**ug/L**	**SW846 6020**	**08/20-08/24/09**	**LH45N1A7**
		Dilution Factor: 1		Analysis Time..: 17:55	Analyst ID.....: 002260	
		Instrument ID..: I8		MDL.....: 0.85		
Mercury	ND	0.20	ug/L	SW846 7470A	08/20/09	LH45N1A9
		Dilution Factor: 1		Analysis Time..: 16:54	Analyst ID.....: 001576	
		Instrument ID..: H1		MDL.....: 0.10		

NOTE(S):

B Estimated result. Result is less than RL.

J Method blank contamination. The associated method blank contains the target analyte at a reportable level.

Tetra Tech NUS, Inc

Client Sample ID: MRC-MW60B-081209

TOTAL Metals

Lot-Sample #...: A9H130253-006 Matrix.....: WG
Date Sampled...: 08/12/09 10:05 Date Received..: 08/13/09

PARAMETER	RESULT	REPORTING LIMIT	UNITS	METHOD	PREPARATION-ANALYSIS DATE	WORK ORDER #
Prep Batch #...: 9232036						
Silver	ND	1.0	ug/L	SW846 6020	08/20-08/24/09	LH45Q1A4
		Dilution Factor: 1		Analysis Time..: 18:13	Analyst ID.....: 002260	
		Instrument ID..: I8		MDL.....: 0.033		
Arsenic	ND	5.0	ug/L	SW846 6020	08/20-08/24/09	LH45Q1AP
		Dilution Factor: 1		Analysis Time..: 18:13	Analyst ID.....: 002260	
		Instrument ID..: I8		MDL.....: 0.21		
Barium	**51.2 J**	**1.0**	**ug/L**	**SW846 6020**	**08/20-08/24/09**	**LH45Q1AQ**
		Dilution Factor: 1		Analysis Time..: 18:13	Analyst ID.....: 002260	
		Instrument ID..: I8		MDL.....: 0.052		
Beryllium	**0.13 B**	**1.0**	**ug/L**	**SW846 6020**	**08/20-08/24/09**	**LH45Q1AR**
		Dilution Factor: 1		Analysis Time..: 18:13	Analyst ID.....: 002260	
		Instrument ID..: I8		MDL.....: 0.037		
Cadmium	**0.071 B**	**1.0**	**ug/L**	**SW846 6020**	**08/20-08/24/09**	**LH45Q1AT**
		Dilution Factor: 1		Analysis Time..: 18:13	Analyst ID.....: 002260	
		Instrument ID..: I8		MDL.....: 0.027		
Cobalt	**29.6**	**1.0**	**ug/L**	**SW846 6020**	**08/20-08/24/09**	**LH45Q1AU**
		Dilution Factor: 1		Analysis Time..: 18:13	Analyst ID.....: 002260	
		Instrument ID..: I8		MDL.....: 0.033		
Chromium	**0.26 B,J**	**2.0**	**ug/L**	**SW846 6020**	**08/20-08/24/09**	**LH45Q1A8**
		Dilution Factor: 1		Analysis Time..: 18:13	Analyst ID.....: 002260	
		Instrument ID..: I8		MDL.....: 0.066		
Copper	**0.46 B,J**	**2.0**	**ug/L**	**SW846 6020**	**08/20-08/24/09**	**LH45Q1AV**
		Dilution Factor: 1		Analysis Time..: 18:13	Analyst ID.....: 002260	
		Instrument ID..: I8		MDL.....: 0.064		
Iron	**11400 J**	**50.0**	**ug/L**	**SW846 6020**	**08/20-08/24/09**	**LH45Q1AW**
		Dilution Factor: 1		Analysis Time..: 18:13	Analyst ID.....: 002260	
		Instrument ID..: I8		MDL.....: 11.0		
Potassium	**2820**	**1000**	**ug/L**	**SW846 6020**	**08/20-08/24/09**	**LH45Q1CL**
		Dilution Factor: 1		Analysis Time..: 18:13	Analyst ID.....: 002260	
		Instrument ID..: I8		MDL.....: 17.0		

(Continued on next page)

Tetra Tech NUS, Inc

Client Sample ID: MRC-MW60B-081209

TOTAL Metals

Lot-Sample #...: A9H130253-006 Matrix.....: WG

PARAMETER	RESULT	REPORTING LIMIT	UNITS	METHOD	PREPARATION-ANALYSIS DATE	WORK ORDER #
Manganese	**1600 J**	**1.0**	**ug/L**	**SW846 6020**	**08/20-08/24/09**	**LH45Q1A0**
		Dilution Factor: 1		Analysis Time..: 18:13	Analyst ID.....: 002260	
		Instrument ID..: I8		MDL.....: 0.14		
Molybdenum	ND	2.0	ug/L	SW846 6020	08/20-08/24/09	LH45Q1A1
		Dilution Factor: 1		Analysis Time..: 18:13	Analyst ID.....: 002260	
		Instrument ID..: I8		MDL.....: 0.20		
Nickel	**52.3**	**2.0**	**ug/L**	**SW846 6020**	**08/20-08/24/09**	**LH45Q1A2**
		Dilution Factor: 1		Analysis Time..: 18:13	Analyst ID.....: 002260	
		Instrument ID..: I8		MDL.....: 0.10		
Lead	**0.071 B,J**	**1.0**	**ug/L**	**SW846 6020**	**08/20-08/24/09**	**LH45Q1AX**
		Dilution Factor: 1		Analysis Time..: 18:13	Analyst ID.....: 002260	
		Instrument ID..: I8		MDL.....: 0.034		
Antimony	**0.083 B**	**2.0**	**ug/L**	**SW846 6020**	**08/20-08/24/09**	**LH45Q1AN**
		Dilution Factor: 1		Analysis Time..: 18:13	Analyst ID.....: 002260	
		Instrument ID..: I8		MDL.....: 0.055		
Selenium	**0.18 B**	**5.0**	**ug/L**	**SW846 6020**	**08/20-08/24/09**	**LH45Q1A3**
		Dilution Factor: 1		Analysis Time..: 18:13	Analyst ID.....: 002260	
		Instrument ID..: I8		MDL.....: 0.14		
Thallium	ND	1.0	ug/L	SW846 6020	08/20-08/24/09	LH45Q1A5
		Dilution Factor: 1		Analysis Time..: 18:13	Analyst ID.....: 002260	
		Instrument ID..: I8		MDL.....: 0.12		
Vanadium	ND	20.0	ug/L	SW846 6020	08/20-08/24/09	LH45Q1A6
		Dilution Factor: 1		Analysis Time..: 18:13	Analyst ID.....: 002260	
		Instrument ID..: I8		MDL.....: 0.60		
Zinc	**120 J**	**20.0**	**ug/L**	**SW846 6020**	**08/20-08/24/09**	**LH45Q1A7**
		Dilution Factor: 1		Analysis Time..: 18:13	Analyst ID.....: 002260	
		Instrument ID..: I8		MDL.....: 0.85		
Mercury	ND	0.20	ug/L	SW846 7470A	08/20/09	LH45Q1A9
		Dilution Factor: 1		Analysis Time..: 16:59	Analyst ID.....: 001576	
		Instrument ID..: H1		MDL.....: 0.10		

NOTE(S):

J Method blank contamination. The associated method blank contains the target analyte at a reportable level.

B Estimated result. Result is less than RL.

Tetra Tech NUS, Inc

Client Sample ID: MRC-MW48A-081209

TOTAL Metals

Lot-Sample #...: A9H130253-007 Matrix.....: WG
Date Sampled...: 08/12/09 11:32 Date Received..: 08/13/09

PARAMETER	RESULT	REPORTING LIMIT	UNITS	METHOD	PREPARATION-ANALYSIS DATE	WORK ORDER #
Prep Batch #...: 9232036						
Zinc	93.9 J	20.0	ug/L	SW846 6020	08/20-08/24/09	LH46D1AJ
		Dilution Factor: 1		Analysis Time..: 18:21	Analyst ID.....: 002260	
		Instrument ID..: I8		MDL.....: 0.85		
Silver	ND	1.0	ug/L	SW846 6020	08/20-08/24/09	LH46D1AF
		Dilution Factor: 1		Analysis Time..: 18:21	Analyst ID.....: 002260	
		Instrument ID..: I8		MDL.....: 0.033		
Arsenic	0.53 B	5.0	ug/L	SW846 6020	08/20-08/24/09	LH46D1A2
		Dilution Factor: 1		Analysis Time..: 18:21	Analyst ID.....: 002260	
		Instrument ID..: I8		MDL.....: 0.21		
Barium	150 J	1.0	ug/L	SW846 6020	08/20-08/24/09	LH46D1A3
		Dilution Factor: 1		Analysis Time..: 18:21	Analyst ID.....: 002260	
		Instrument ID..: I8		MDL.....: 0.052		
Beryllium	7.8	1.0	ug/L	SW846 6020	08/20-08/24/09	LH46D1A4
		Dilution Factor: 1		Analysis Time..: 18:21	Analyst ID.....: 002260	
		Instrument ID..: I8		MDL.....: 0.037		
Cadmium	0.17 B	1.0	ug/L	SW846 6020	08/20-08/24/09	LH46D1A5
		Dilution Factor: 1		Analysis Time..: 18:21	Analyst ID.....: 002260	
		Instrument ID..: I8		MDL.....: 0.027		
Cobalt	103	1.0	ug/L	SW846 6020	08/20-08/24/09	LH46D1A6
		Dilution Factor: 1		Analysis Time..: 18:21	Analyst ID.....: 002260	
		Instrument ID..: I8		MDL.....: 0.033		
Chromium	0.070 B,J	2.0	ug/L	SW846 6020	08/20-08/24/09	LH46D1AK
		Dilution Factor: 1		Analysis Time..: 18:21	Analyst ID.....: 002260	
		Instrument ID..: I8		MDL.....: 0.066		
Copper	0.32 B,J	2.0	ug/L	SW846 6020	08/20-08/24/09	LH46D1A7
		Dilution Factor: 1		Analysis Time..: 18:21	Analyst ID.....: 002260	
		Instrument ID..: I8		MDL.....: 0.064		
Iron	21300 J	50.0	ug/L	SW846 6020	08/20-08/24/09	LH46D1A8
		Dilution Factor: 1		Analysis Time..: 18:21	Analyst ID.....: 002260	
		Instrument ID..: I8		MDL.....: 11.0		

(Continued on next page)

Tetra Tech NUS, Inc

Client Sample ID: MRC-MW48A-081209

TOTAL Metals

Lot-Sample #...: A9H130253-007 Matrix.....: WG

PARAMETER	RESULT	REPORTING LIMIT	UNITS	METHOD	PREPARATION-ANALYSIS DATE	WORK ORDER #
Potassium	**419 B**	**1000**	**ug/L**	**SW846 6020**	**08/20-08/24/09**	**LH46D1CN**
		Dilution Factor: 1		Analysis Time..: 18:21	Analyst ID.....: 002260	
		Instrument ID..: I8		MDL.....: 17.0		
Manganese	**9270 J**	**1.0**	**ug/L**	**SW846 6020**	**08/20-08/24/09**	**LH46D1AA**
		Dilution Factor: 1		Analysis Time..: 18:21	Analyst ID.....: 002260	
		Instrument ID..: I8		MDL.....: 0.14		
Molybdenum	ND	2.0	ug/L	SW846 6020	08/20-08/24/09	LH46D1AC
		Dilution Factor: 1		Analysis Time..: 18:21	Analyst ID.....: 002260	
		Instrument ID..: I8		MDL.....: 0.20		
Nickel	**83.3**	**2.0**	**ug/L**	**SW846 6020**	**08/20-08/24/09**	**LH46D1AD**
		Dilution Factor: 1		Analysis Time..: 18:21	Analyst ID.....: 002260	
		Instrument ID..: I8		MDL.....: 0.10		
Lead	**0.066 B,J**	**1.0**	**ug/L**	**SW846 6020**	**08/20-08/24/09**	**LH46D1A9**
		Dilution Factor: 1		Analysis Time..: 18:21	Analyst ID.....: 002260	
		Instrument ID..: I8		MDL.....: 0.034		
Antimony	ND	2.0	ug/L	SW846 6020	08/20-08/24/09	LH46D1A1
		Dilution Factor: 1		Analysis Time..: 18:21	Analyst ID.....: 002260	
		Instrument ID..: I8		MDL.....: 0.055		
Selenium	**0.15 B**	**5.0**	**ug/L**	**SW846 6020**	**08/20-08/24/09**	**LH46D1AE**
		Dilution Factor: 1		Analysis Time..: 18:21	Analyst ID.....: 002260	
		Instrument ID..: I8		MDL.....: 0.14		
Thallium	ND	1.0	ug/L	SW846 6020	08/20-08/24/09	LH46D1AG
		Dilution Factor: 1		Analysis Time..: 18:21	Analyst ID.....: 002260	
		Instrument ID..: I8		MDL.....: 0.12		
Vanadium	ND	20.0	ug/L	SW846 6020	08/20-08/24/09	LH46D1AH
		Dilution Factor: 1		Analysis Time..: 18:21	Analyst ID.....: 002260	
		Instrument ID..: I8		MDL.....: 0.60		
Mercury	ND	0.20	ug/L	SW846 7470A	08/20/09	LH46D1AL
		Dilution Factor: 1		Analysis Time..: 17:02	Analyst ID.....: 001576	
		Instrument ID..: H1		MDL.....: 0.10		

NOTE(S):

J Method blank contamination. The associated method blank contains the target analyte at a reportable level.

B Estimated result. Result is less than RL.

Tetra Tech NUS, Inc

Client Sample ID: MRC-MW85A-081209

TOTAL Metals

Lot-Sample #...: A9H130253-008 Matrix.....: WG
Date Sampled...: 08/12/09 15:59 Date Received..: 08/13/09

PARAMETER	RESULT	REPORTING LIMIT	UNITS	METHOD	PREPARATION-ANALYSIS DATE	WORK ORDER #
Prep Batch #...: 9232036						
Silver	ND	1.0	ug/L	SW846 6020	08/20-08/24/09	LH46E1A4
		Dilution Factor: 1		Analysis Time..: 18:29	Analyst ID.....: 002260	
		Instrument ID..: I8		MDL.....: 0.033		
Arsenic	0.24 B	5.0	ug/L	SW846 6020	08/20-08/24/09	LH46E1AP
		Dilution Factor: 1		Analysis Time..: 18:29	Analyst ID.....: 002260	
		Instrument ID..: I8		MDL.....: 0.21		
Barium	28.8 J	1.0	ug/L	SW846 6020	08/20-08/24/09	LH46E1AQ
		Dilution Factor: 1		Analysis Time..: 18:29	Analyst ID.....: 002260	
		Instrument ID..: I8		MDL.....: 0.052		
Beryllium	0.14 B	1.0	ug/L	SW846 6020	08/20-08/24/09	LH46E1AR
		Dilution Factor: 1		Analysis Time..: 18:29	Analyst ID.....: 002260	
		Instrument ID..: I8		MDL.....: 0.037		
Cadmium	0.069 B	1.0	ug/L	SW846 6020	08/20-08/24/09	LH46E1AT
		Dilution Factor: 1		Analysis Time..: 18:29	Analyst ID.....: 002260	
		Instrument ID..: I8		MDL.....: 0.027		
Cobalt	4.5	1.0	ug/L	SW846 6020	08/20-08/24/09	LH46E1AU
		Dilution Factor: 1		Analysis Time..: 18:29	Analyst ID.....: 002260	
		Instrument ID..: I8		MDL.....: 0.033		
Chromium	10.3 J	2.0	ug/L	SW846 6020	08/20-08/24/09	LH46E1A8
		Dilution Factor: 1		Analysis Time..: 18:29	Analyst ID.....: 002260	
		Instrument ID..: I8		MDL.....: 0.066		
Copper	0.94 B,J	2.0	ug/L	SW846 6020	08/20-08/24/09	LH46E1AV
		Dilution Factor: 1		Analysis Time..: 18:29	Analyst ID.....: 002260	
		Instrument ID..: I8		MDL.....: 0.064		
Iron	ND	50.0	ug/L	SW846 6020	08/20-08/24/09	LH46E1AW
		Dilution Factor: 1		Analysis Time..: 18:29	Analyst ID.....: 002260	
		Instrument ID..: I8		MDL.....: 11.0		
Manganese	24.7 J	1.0	ug/L	SW846 6020	08/20-08/24/09	LH46E1A0
		Dilution Factor: 1		Analysis Time..: 18:29	Analyst ID.....: 002260	
		Instrument ID..: I8		MDL.....: 0.14		

(Continued on next page)

Tetra Tech NUS, Inc

Client Sample ID: MRC-MW85A-081209

TOTAL Metals

Lot-Sample #...: A9H130253-008 Matrix.....: WG

PARAMETER	RESULT	REPORTING LIMIT	UNITS	METHOD	PREPARATION-ANALYSIS DATE	WORK ORDER #
Molybdenum	3.2	2.0	ug/L	SW846 6020	08/20-08/24/09	LH46E1A1
		Dilution Factor: 1		Analysis Time..: 18:29	Analyst ID.....: 002260	
		Instrument ID..: I8		MDL.....: 0.20		
Nickel	7.5	2.0	ug/L	SW846 6020	08/20-08/24/09	LH46E1A2
		Dilution Factor: 1		Analysis Time..: 18:29	Analyst ID.....: 002260	
		Instrument ID..: I8		MDL.....: 0.10		
Lead	0.054 B,J	1.0	ug/L	SW846 6020	08/20-08/24/09	LH46E1AX
		Dilution Factor: 1		Analysis Time..: 18:29	Analyst ID.....: 002260	
		Instrument ID..: I8		MDL.....: 0.034		
Antimony	0.14 B	2.0	ug/L	SW846 6020	08/20-08/24/09	LH46E1AN
		Dilution Factor: 1		Analysis Time..: 18:29	Analyst ID.....: 002260	
		Instrument ID..: I8		MDL.....: 0.055		
Selenium	0.33 B	5.0	ug/L	SW846 6020	08/20-08/24/09	LH46E1A3
		Dilution Factor: 1		Analysis Time..: 18:29	Analyst ID.....: 002260	
		Instrument ID..: I8		MDL.....: 0.14		
Thallium	ND	1.0	ug/L	SW846 6020	08/20-08/24/09	LH46E1A5
		Dilution Factor: 1		Analysis Time..: 18:29	Analyst ID.....: 002260	
		Instrument ID..: I8		MDL.....: 0.12		
Vanadium	ND	20.0	ug/L	SW846 6020	08/20-08/24/09	LH46E1A6
		Dilution Factor: 1		Analysis Time..: 18:29	Analyst ID.....: 002260	
		Instrument ID..: I8		MDL.....: 0.60		
Zinc	10.8 B,J	20.0	ug/L	SW846 6020	08/20-08/24/09	LH46E1A7
		Dilution Factor: 1		Analysis Time..: 18:29	Analyst ID.....: 002260	
		Instrument ID..: I8		MDL.....: 0.85		
Mercury	ND	0.20	ug/L	SW846 7470A	08/20/09	LH46E1A9
		Dilution Factor: 1		Analysis Time..: 17:09	Analyst ID.....: 001576	
		Instrument ID..: H1		MDL.....: 0.10		

NOTE(S):

B Estimated result. Result is less than RL.

J Method blank contamination. The associated method blank contains the target analyte at a reportable level.

Tetra Tech NUS, Inc

Client Sample ID: MRC-MW86A-081309

TOTAL Metals

Lot-Sample #...: A9H150168-002 Matrix.....: WG
Date Sampled...: 08/13/09 10:20 Date Received..: 08/15/09

PARAMETER	RESULT	REPORTING LIMIT	UNITS	METHOD	PREPARATION-ANALYSIS DATE	WORK ORDER #
Prep Batch #...: 9232038						
Silver	ND	1.0	ug/L	SW846 6020	08/20-08/26/09	LH8PX1AR
		Dilution Factor: 1		Analysis Time..: 11:42	Analyst ID.....: 002260	
		Instrument ID..: I8		MDL.....: 0.033		
Arsenic	1.3 B	5.0	ug/L	SW846 6020	08/20-08/26/09	LH8PX1AD
		Dilution Factor: 1		Analysis Time..: 11:42	Analyst ID.....: 002260	
		Instrument ID..: I8		MDL.....: 0.21		
Barium	283 J	1.0	ug/L	SW846 6020	08/20-08/26/09	LH8PX1AE
		Dilution Factor: 1		Analysis Time..: 11:42	Analyst ID.....: 002260	
		Instrument ID..: I8		MDL.....: 0.052		
Beryllium	0.15 B	1.0	ug/L	SW846 6020	08/20-08/26/09	LH8PX1AF
		Dilution Factor: 1		Analysis Time..: 11:42	Analyst ID.....: 002260	
		Instrument ID..: I8		MDL.....: 0.037		
Cadmium	0.028 B	1.0	ug/L	SW846 6020	08/20-08/26/09	LH8PX1AG
		Dilution Factor: 1		Analysis Time..: 11:42	Analyst ID.....: 002260	
		Instrument ID..: I8		MDL.....: 0.027		
Cobalt	368	1.0	ug/L	SW846 6020	08/20-08/26/09	LH8PX1AH
		Dilution Factor: 1		Analysis Time..: 11:42	Analyst ID.....: 002260	
		Instrument ID..: I8		MDL.....: 0.033		
Chromium	0.28 B	2.0	ug/L	SW846 6020	08/20-08/26/09	LH8PX1AW
		Dilution Factor: 1		Analysis Time..: 11:42	Analyst ID.....: 002260	
		Instrument ID..: I8		MDL.....: 0.066		
Copper	0.41 B,J	2.0	ug/L	SW846 6020	08/20-08/26/09	LH8PX1AJ
		Dilution Factor: 1		Analysis Time..: 11:42	Analyst ID.....: 002260	
		Instrument ID..: I8		MDL.....: 0.064		
Iron	12200 J	50.0	ug/L	SW846 6020	08/20-08/26/09	LH8PX1AK
		Dilution Factor: 1		Analysis Time..: 11:42	Analyst ID.....: 002260	
		Instrument ID..: I8		MDL.....: 11.0		
Manganese	18800 J	10.0	ug/L	SW846 6020	08/20-08/26/09	LH8PX1AM
		Dilution Factor: 10		Analysis Time..: 18:33	Analyst ID.....: 002260	
		Instrument ID..: I8		MDL.....: 1.4		

(Continued on next page)

Tetra Tech NUS, Inc

Client Sample ID: MRC-MW86A-081309

TOTAL Metals

Lot-Sample #...: A9H150168-002 Matrix.....: WG

PARAMETER	RESULT	REPORTING LIMIT	UNITS	METHOD	PREPARATION-ANALYSIS DATE	WORK ORDER #
Molybdenum	1.3 B	2.0	ug/L	SW846 6020	08/20-08/26/09	LH8PX1AN
		Dilution Factor: 1		Analysis Time..: 11:42	Analyst ID.....: 002260	
		Instrument ID..: I8		MDL.....: 0.20		
Nickel	252	2.0	ug/L	SW846 6020	08/20-08/26/09	LH8PX1AP
		Dilution Factor: 1		Analysis Time..: 11:42	Analyst ID.....: 002260	
		Instrument ID..: I8		MDL.....: 0.10		
Lead	0.17 B	1.0	ug/L	SW846 6020	08/20-08/26/09	LH8PX1AL
		Dilution Factor: 1		Analysis Time..: 11:42	Analyst ID.....: 002260	
		Instrument ID..: I8		MDL.....: 0.034		
Antimony	0.095 B	2.0	ug/L	SW846 6020	08/20-08/26/09	LH8PX1AC
		Dilution Factor: 1		Analysis Time..: 11:42	Analyst ID.....: 002260	
		Instrument ID..: I8		MDL.....: 0.055		
Selenium	ND	5.0	ug/L	SW846 6020	08/20-08/26/09	LH8PX1AQ
		Dilution Factor: 1		Analysis Time..: 11:42	Analyst ID.....: 002260	
		Instrument ID..: I8		MDL.....: 0.14		
Thallium	0.18 B	1.0	ug/L	SW846 6020	08/20-08/26/09	LH8PX1AT
		Dilution Factor: 1		Analysis Time..: 11:42	Analyst ID.....: 002260	
		Instrument ID..: I8		MDL.....: 0.12		
Vanadium	ND	20.0	ug/L	SW846 6020	08/20-08/26/09	LH8PX1AU
		Dilution Factor: 1		Analysis Time..: 11:42	Analyst ID.....: 002260	
		Instrument ID..: I8		MDL.....: 0.60		
Zinc	63.4 J	20.0	ug/L	SW846 6020	08/20-08/26/09	LH8PX1AV
		Dilution Factor: 1		Analysis Time..: 11:42	Analyst ID.....: 002260	
		Instrument ID..: I8		MDL.....: 0.85		
Mercury	ND	0.20	ug/L	SW846 7470A	08/20/09	LH8PX1AX
		Dilution Factor: 1		Analysis Time..: 17:25	Analyst ID.....: 001576	
		Instrument ID..: H4		MDL.....: 0.10		

NOTE(S):

B Estimated result. Result is less than RL.

J Method blank contamination. The associated method blank contains the target analyte at a reportable level.

Tetra Tech NUS, Inc

Client Sample ID: MRC-MW86B-081309

TOTAL Metals

Lot-Sample #...: A9H150168-003 Matrix.....: WG
Date Sampled...: 08/13/09 11:50 Date Received..: 08/15/09

PARAMETER	RESULT	REPORTING LIMIT	UNITS	METHOD	PREPARATION-ANALYSIS DATE	WORK ORDER #
Prep Batch #...: 9232038						
Silver	ND	1.0	ug/L	SW846 6020	08/20-08/26/09	LH8P31A4
		Dilution Factor: 1		Analysis Time..: 11:57	Analyst ID.....: 002260	
		Instrument ID..: I8		MDL.....: 0.033		
Arsenic	0.56 B	5.0	ug/L	SW846 6020	08/20-08/26/09	LH8P31AP
		Dilution Factor: 1		Analysis Time..: 11:57	Analyst ID.....: 002260	
		Instrument ID..: I8		MDL.....: 0.21		
Barium	215 J	1.0	ug/L	SW846 6020	08/20-08/26/09	LH8P31AQ
		Dilution Factor: 1		Analysis Time..: 11:57	Analyst ID.....: 002260	
		Instrument ID..: I8		MDL.....: 0.052		
Beryllium	0.13 B	1.0	ug/L	SW846 6020	08/20-08/26/09	LH8P31AR
		Dilution Factor: 1		Analysis Time..: 11:57	Analyst ID.....: 002260	
		Instrument ID..: I8		MDL.....: 0.037		
Cadmium	ND	1.0	ug/L	SW846 6020	08/20-08/26/09	LH8P31AT
		Dilution Factor: 1		Analysis Time..: 11:57	Analyst ID.....: 002260	
		Instrument ID..: I8		MDL.....: 0.027		
Cobalt	220	1.0	ug/L	SW846 6020	08/20-08/26/09	LH8P31AU
		Dilution Factor: 1		Analysis Time..: 11:57	Analyst ID.....: 002260	
		Instrument ID..: I8		MDL.....: 0.033		
Chromium	0.34 B	2.0	ug/L	SW846 6020	08/20-08/26/09	LH8P31A8
		Dilution Factor: 1		Analysis Time..: 11:57	Analyst ID.....: 002260	
		Instrument ID..: I8		MDL.....: 0.066		
Copper	0.44 B,J	2.0	ug/L	SW846 6020	08/20-08/26/09	LH8P31AV
		Dilution Factor: 1		Analysis Time..: 11:57	Analyst ID.....: 002260	
		Instrument ID..: I8		MDL.....: 0.064		
Iron	60000 J	50.0	ug/L	SW846 6020	08/20-08/26/09	LH8P31AW
		Dilution Factor: 1		Analysis Time..: 11:57	Analyst ID.....: 002260	
		Instrument ID..: I8		MDL.....: 11.0		
Manganese	11800 J	10.0	ug/L	SW846 6020	08/20-08/26/09	LH8P31A0
		Dilution Factor: 10		Analysis Time..: 18:49	Analyst ID.....: 002260	
		Instrument ID..: I8		MDL.....: 1.4		

(Continued on next page)

Tetra Tech NUS, Inc

Client Sample ID: MRC-MW86B-081309

TOTAL Metals

Lot-Sample #...: A9H150168-003 Matrix.....: WG

PARAMETER	RESULT	REPORTING LIMIT	UNITS	METHOD	PREPARATION-ANALYSIS DATE	WORK ORDER #
Molybdenum	**0.92 B**	**2.0**	**ug/L**	**SW846 6020**	**08/20-08/26/09**	**LH8P31A1**
		Dilution Factor: 1		Analysis Time..: 11:57	Analyst ID.....: 002260	
		Instrument ID..: I8		MDL.....: 0.20		
Nickel	**237**	**2.0**	**ug/L**	**SW846 6020**	**08/20-08/26/09**	**LH8P31A2**
		Dilution Factor: 1		Analysis Time..: 11:57	Analyst ID.....: 002260	
		Instrument ID..: I8		MDL.....: 0.10		
Lead	**0.19 B**	**1.0**	**ug/L**	**SW846 6020**	**08/20-08/26/09**	**LH8P31AX**
		Dilution Factor: 1		Analysis Time..: 11:57	Analyst ID.....: 002260	
		Instrument ID..: I8		MDL.....: 0.034		
Antimony	**0.078 B**	**2.0**	**ug/L**	**SW846 6020**	**08/20-08/26/09**	**LH8P31AN**
		Dilution Factor: 1		Analysis Time..: 11:57	Analyst ID.....: 002260	
		Instrument ID..: I8		MDL.....: 0.055		
Selenium	ND	5.0	ug/L	SW846 6020	08/20-08/26/09	LH8P31A3
		Dilution Factor: 1		Analysis Time..: 11:57	Analyst ID.....: 002260	
		Instrument ID..: I8		MDL.....: 0.14		
Thallium	**0.26 B**	**1.0**	**ug/L**	**SW846 6020**	**08/20-08/26/09**	**LH8P31A5**
		Dilution Factor: 1		Analysis Time..: 11:57	Analyst ID.....: 002260	
		Instrument ID..: I8		MDL.....: 0.12		
Vanadium	ND	20.0	ug/L	SW846 6020	08/20-08/26/09	LH8P31A6
		Dilution Factor: 1		Analysis Time..: 11:57	Analyst ID.....: 002260	
		Instrument ID..: I8		MDL.....: 0.60		
Zinc	**245 J**	**20.0**	**ug/L**	**SW846 6020**	**08/20-08/26/09**	**LH8P31A7**
		Dilution Factor: 1		Analysis Time..: 11:57	Analyst ID.....: 002260	
		Instrument ID..: I8		MDL.....: 0.85		
Mercury	ND	0.20	ug/L	SW846 7470A	08/20/09	LH8P31A9
		Dilution Factor: 1		Analysis Time..: 17:33	Analyst ID.....: 001576	
		Instrument ID..: H4		MDL.....: 0.10		

NOTE(S):

B Estimated result. Result is less than RL.

J Method blank contamination. The associated method blank contains the target analyte at a reportable level.

Tetra Tech NUS, Inc

Client Sample ID: MRC-MW83A-081309

TOTAL Metals

Lot-Sample #...: A9H150168-004 Matrix.....: WG
Date Sampled...: 08/13/09 14:32 Date Received..: 08/15/09

PARAMETER	RESULT	REPORTING LIMIT	UNITS	METHOD	PREPARATION-ANALYSIS DATE	WORK ORDER #
Prep Batch #...: 9232038						
Silver	ND	1.0	ug/L	SW846 6020	08/20-08/26/09	LH8P41A4
		Dilution Factor: 1		Analysis Time..: 12:05	Analyst ID.....: 002260	
		Instrument ID..: I8		MDL.....: 0.033		
Arsenic	ND	5.0	ug/L	SW846 6020	08/20-08/26/09	LH8P41AP
		Dilution Factor: 1		Analysis Time..: 12:05	Analyst ID.....: 002260	
		Instrument ID..: I8		MDL.....: 0.21		
Barium	**6.5 J**	**1.0**	**ug/L**	**SW846 6020**	**08/20-08/26/09**	**LH8P41AQ**
		Dilution Factor: 1		Analysis Time..: 12:05	Analyst ID.....: 002260	
		Instrument ID..: I8		MDL.....: 0.052		
Beryllium	**0.15 B**	**1.0**	**ug/L**	**SW846 6020**	**08/20-08/26/09**	**LH8P41AR**
		Dilution Factor: 1		Analysis Time..: 12:05	Analyst ID.....: 002260	
		Instrument ID..: I8		MDL.....: 0.037		
Cadmium	ND	1.0	ug/L	SW846 6020	08/20-08/26/09	LH8P41AT
		Dilution Factor: 1		Analysis Time..: 12:05	Analyst ID.....: 002260	
		Instrument ID..: I8		MDL.....: 0.027		
Cobalt	**2.5**	**1.0**	**ug/L**	**SW846 6020**	**08/20-08/26/09**	**LH8P41AU**
		Dilution Factor: 1		Analysis Time..: 12:05	Analyst ID.....: 002260	
		Instrument ID..: I8		MDL.....: 0.033		
Chromium	**1.2 B**	**2.0**	**ug/L**	**SW846 6020**	**08/20-08/26/09**	**LH8P41A8**
		Dilution Factor: 1		Analysis Time..: 12:05	Analyst ID.....: 002260	
		Instrument ID..: I8		MDL.....: 0.066		
Copper	**0.91 B,J**	**2.0**	**ug/L**	**SW846 6020**	**08/20-08/26/09**	**LH8P41AV**
		Dilution Factor: 1		Analysis Time..: 12:05	Analyst ID.....: 002260	
		Instrument ID..: I8		MDL.....: 0.064		
Iron	**1360 J**	**50.0**	**ug/L**	**SW846 6020**	**08/20-08/26/09**	**LH8P41AW**
		Dilution Factor: 1		Analysis Time..: 12:05	Analyst ID.....: 002260	
		Instrument ID..: I8		MDL.....: 11.0		
Manganese	**28.9 J**	**1.0**	**ug/L**	**SW846 6020**	**08/20-08/26/09**	**LH8P41A0**
		Dilution Factor: 1		Analysis Time..: 12:05	Analyst ID.....: 002260	
		Instrument ID..: I8		MDL.....: 0.14		

(Continued on next page)

Tetra Tech NUS, Inc

Client Sample ID: MRC-MW83A-081309

TOTAL Metals

Lot-Sample #...: A9H150168-004 Matrix.....: WG

PARAMETER	RESULT	REPORTING LIMIT	UNITS	METHOD	PREPARATION-ANALYSIS DATE	WORK ORDER #
Molybdenum	ND	2.0	ug/L	SW846 6020	08/20-08/26/09	LH8P41A1
		Dilution Factor: 1		Analysis Time..: 12:05	Analyst ID.....: 002260	
		Instrument ID..: I8		MDL.....: 0.20		
Nickel	**4.6**	**2.0**	**ug/L**	**SW846 6020**	**08/20-08/26/09**	**LH8P41A2**
		Dilution Factor: 1		Analysis Time..: 12:05	Analyst ID.....: 002260	
		Instrument ID..: I8		MDL.....: 0.10		
Lead	**0.19 B**	**1.0**	**ug/L**	**SW846 6020**	**08/20-08/26/09**	**LH8P41AX**
		Dilution Factor: 1		Analysis Time..: 12:05	Analyst ID.....: 002260	
		Instrument ID..: I8		MDL.....: 0.034		
Antimony	**0.056 B**	**2.0**	**ug/L**	**SW846 6020**	**08/20-08/26/09**	**LH8P41AN**
		Dilution Factor: 1		Analysis Time..: 12:05	Analyst ID.....: 002260	
		Instrument ID..: I8		MDL.....: 0.055		
Selenium	ND	5.0	ug/L	SW846 6020	08/20-08/26/09	LH8P41A3
		Dilution Factor: 1		Analysis Time..: 12:05	Analyst ID.....: 002260	
		Instrument ID..: I8		MDL.....: 0.14		
Thallium	ND	1.0	ug/L	SW846 6020	08/20-08/26/09	LH8P41A5
		Dilution Factor: 1		Analysis Time..: 12:05	Analyst ID.....: 002260	
		Instrument ID..: I8		MDL.....: 0.12		
Vanadium	**2.6 B**	**20.0**	**ug/L**	**SW846 6020**	**08/20-08/26/09**	**LH8P41A6**
		Dilution Factor: 1		Analysis Time..: 12:05	Analyst ID.....: 002260	
		Instrument ID..: I8		MDL.....: 0.60		
Zinc	**18.6 B,J**	**20.0**	**ug/L**	**SW846 6020**	**08/20-08/26/09**	**LH8P41A7**
		Dilution Factor: 1		Analysis Time..: 12:05	Analyst ID.....: 002260	
		Instrument ID..: I8		MDL.....: 0.85		
Mercury	ND	0.20	ug/L	SW846 7470A	08/20/09	LH8P41A9
		Dilution Factor: 1		Analysis Time..: 17:36	Analyst ID.....: 001576	
		Instrument ID..: H4		MDL.....: 0.10		

NOTE(S):

J Method blank contamination. The associated method blank contains the target analyte at a reportable level.

B Estimated result. Result is less than RL.

Tetra Tech NUS, Inc

Client Sample ID: MRC-MW84A-081409

TOTAL Metals

Lot-Sample #...: A9H150168-005 Matrix.....: WG
Date Sampled...: 08/14/09 11:15 Date Received..: 08/15/09

PARAMETER	RESULT	REPORTING LIMIT	UNITS	METHOD	PREPARATION-ANALYSIS DATE	WORK ORDER #
Prep Batch #...: 9232038						
Silver	ND	1.0	ug/L	SW846 6020	08/20-08/26/09	LH8P61A4
		Dilution Factor: 1		Analysis Time..: 12:13	Analyst ID.....: 002260	
		Instrument ID..: I8		MDL.....: 0.033		
Arsenic	0.22 B	5.0	ug/L	SW846 6020	08/20-08/26/09	LH8P61AP
		Dilution Factor: 1		Analysis Time..: 12:13	Analyst ID.....: 002260	
		Instrument ID..: I8		MDL.....: 0.21		
Barium	28.6 J	1.0	ug/L	SW846 6020	08/20-08/26/09	LH8P61AQ
		Dilution Factor: 1		Analysis Time..: 12:13	Analyst ID.....: 002260	
		Instrument ID..: I8		MDL.....: 0.052		
Beryllium	0.61 B	1.0	ug/L	SW846 6020	08/20-08/26/09	LH8P61AR
		Dilution Factor: 1		Analysis Time..: 12:13	Analyst ID.....: 002260	
		Instrument ID..: I8		MDL.....: 0.037		
Cadmium	0.058 B	1.0	ug/L	SW846 6020	08/20-08/26/09	LH8P61AT
		Dilution Factor: 1		Analysis Time..: 12:13	Analyst ID.....: 002260	
		Instrument ID..: I8		MDL.....: 0.027		
Cobalt	37.9	1.0	ug/L	SW846 6020	08/20-08/26/09	LH8P61AU
		Dilution Factor: 1		Analysis Time..: 12:13	Analyst ID.....: 002260	
		Instrument ID..: I8		MDL.....: 0.033		
Chromium	0.67 B	2.0	ug/L	SW846 6020	08/20-08/26/09	LH8P61A8
		Dilution Factor: 1		Analysis Time..: 12:13	Analyst ID.....: 002260	
		Instrument ID..: I8		MDL.....: 0.066		
Copper	2.4 J	2.0	ug/L	SW846 6020	08/20-08/26/09	LH8P61AV
		Dilution Factor: 1		Analysis Time..: 12:13	Analyst ID.....: 002260	
		Instrument ID..: I8		MDL.....: 0.064		
Iron	422 J	50.0	ug/L	SW846 6020	08/20-08/26/09	LH8P61AW
		Dilution Factor: 1		Analysis Time..: 12:13	Analyst ID.....: 002260	
		Instrument ID..: I8		MDL.....: 11.0		
Manganese	218 J	1.0	ug/L	SW846 6020	08/20-08/26/09	LH8P61A0
		Dilution Factor: 1		Analysis Time..: 12:13	Analyst ID.....: 002260	
		Instrument ID..: I8		MDL.....: 0.14		

(Continued on next page)

Tetra Tech NUS, Inc

Client Sample ID: MRC-MW84A-081409

TOTAL Metals

Lot-Sample #...: A9H150168-005 Matrix.....: WG

PARAMETER	RESULT	REPORTING LIMIT	UNITS	METHOD	PREPARATION-ANALYSIS DATE	WORK ORDER #
Molybdenum	ND	2.0	ug/L	SW846 6020	08/20-08/26/09	LH8P61A1
		Dilution Factor: 1		Analysis Time..: 12:13	Analyst ID.....: 002260	
		Instrument ID..: I8		MDL.....: 0.20		
Nickel	53.7	2.0	ug/L	SW846 6020	08/20-08/26/09	LH8P61A2
		Dilution Factor: 1		Analysis Time..: 12:13	Analyst ID.....: 002260	
		Instrument ID..: I8		MDL.....: 0.10		
Lead	0.33 B	1.0	ug/L	SW846 6020	08/20-08/26/09	LH8P61AX
		Dilution Factor: 1		Analysis Time..: 12:13	Analyst ID.....: 002260	
		Instrument ID..: I8		MDL.....: 0.034		
Antimony	0.14 B	2.0	ug/L	SW846 6020	08/20-08/26/09	LH8P61AN
		Dilution Factor: 1		Analysis Time..: 12:13	Analyst ID.....: 002260	
		Instrument ID..: I8		MDL.....: 0.055		
Selenium	0.15 B	5.0	ug/L	SW846 6020	08/20-08/26/09	LH8P61A3
		Dilution Factor: 1		Analysis Time..: 12:13	Analyst ID.....: 002260	
		Instrument ID..: I8		MDL.....: 0.14		
Thallium	ND	1.0	ug/L	SW846 6020	08/20-08/26/09	LH8P61A5
		Dilution Factor: 1		Analysis Time..: 12:13	Analyst ID.....: 002260	
		Instrument ID..: I8		MDL.....: 0.12		
Vanadium	0.68 B	20.0	ug/L	SW846 6020	08/20-08/26/09	LH8P61A6
		Dilution Factor: 1		Analysis Time..: 12:13	Analyst ID.....: 002260	
		Instrument ID..: I8		MDL.....: 0.60		
Zinc	314 J	20.0	ug/L	SW846 6020	08/20-08/26/09	LH8P61A7
		Dilution Factor: 1		Analysis Time..: 12:13	Analyst ID.....: 002260	
		Instrument ID..: I8		MDL.....: 0.85		
Mercury	ND	0.20	ug/L	SW846 7470A	08/20/09	LH8P61A9
		Dilution Factor: 1		Analysis Time..: 17:43	Analyst ID.....: 001576	
		Instrument ID..: H4		MDL.....: 0.10		

NOTE(S):

B Estimated result. Result is less than RL.

J Method blank contamination. The associated method blank contains the target analyte at a reportable level.

Tetra Tech NUS, Inc

Client Sample ID: MRC-MW74A-081409

TOTAL Metals

Lot-Sample #...: A9H150168-006 Matrix.....: WG
Date Sampled...: 08/14/09 13:58 Date Received..: 08/15/09

PARAMETER	RESULT	REPORTING LIMIT	UNITS	METHOD	PREPARATION-ANALYSIS DATE	WORK ORDER #
Prep Batch #...: 9232038						
Silver	ND	1.0	ug/L	SW846 6020	08/20-08/26/09	LH8P81A4
		Dilution Factor: 1		Analysis Time..: 12:33	Analyst ID.....: 002260	
		Instrument ID..: I8		MDL.....: 0.033		
Arsenic	1.1 B	5.0	ug/L	SW846 6020	08/20-08/26/09	LH8P81AP
		Dilution Factor: 1		Analysis Time..: 12:33	Analyst ID.....: 002260	
		Instrument ID..: I8		MDL.....: 0.21		
Barium	48.3 J	1.0	ug/L	SW846 6020	08/20-08/26/09	LH8P81AQ
		Dilution Factor: 1		Analysis Time..: 12:33	Analyst ID.....: 002260	
		Instrument ID..: I8		MDL.....: 0.052		
Beryllium	0.72 B	1.0	ug/L	SW846 6020	08/20-08/26/09	LH8P81AR
		Dilution Factor: 1		Analysis Time..: 12:33	Analyst ID.....: 002260	
		Instrument ID..: I8		MDL.....: 0.037		
Cadmium	0.26 B	1.0	ug/L	SW846 6020	08/20-08/26/09	LH8P81AT
		Dilution Factor: 1		Analysis Time..: 12:33	Analyst ID.....: 002260	
		Instrument ID..: I8		MDL.....: 0.027		
Cobalt	18.9	1.0	ug/L	SW846 6020	08/20-08/26/09	LH8P81AU
		Dilution Factor: 1		Analysis Time..: 12:33	Analyst ID.....: 002260	
		Instrument ID..: I8		MDL.....: 0.033		
Chromium	0.77 B	2.0	ug/L	SW846 6020	08/20-08/26/09	LH8P81A8
		Dilution Factor: 1		Analysis Time..: 12:33	Analyst ID.....: 002260	
		Instrument ID..: I8		MDL.....: 0.066		
Copper	2.1 J	2.0	ug/L	SW846 6020	08/20-08/26/09	LH8P81AV
		Dilution Factor: 1		Analysis Time..: 12:33	Analyst ID.....: 002260	
		Instrument ID..: I8		MDL.....: 0.064		
Iron	314 J	50.0	ug/L	SW846 6020	08/20-08/26/09	LH8P81AW
		Dilution Factor: 1		Analysis Time..: 12:33	Analyst ID.....: 002260	
		Instrument ID..: I8		MDL.....: 11.0		
Manganese	1850 J	1.0	ug/L	SW846 6020	08/20-08/26/09	LH8P81A0
		Dilution Factor: 1		Analysis Time..: 12:33	Analyst ID.....: 002260	
		Instrument ID..: I8		MDL.....: 0.14		

(Continued on next page)

Tetra Tech NUS, Inc

Client Sample ID: MRC-MW74A-081409

TOTAL Metals

Lot-Sample #...: A9H150168-006 Matrix.....: WG

PARAMETER	RESULT	REPORTING LIMIT	UNITS	METHOD	PREPARATION-ANALYSIS DATE	WORK ORDER #
Molybdenum	ND	2.0	ug/L	SW846 6020	08/20-08/26/09	LH8P81A1
		Dilution Factor: 1		Analysis Time..: 12:33	Analyst ID.....: 002260	
		Instrument ID..: I8		MDL.....: 0.20		
Nickel	4.6	2.0	ug/L	SW846 6020	08/20-08/26/09	LH8P81A2
		Dilution Factor: 1		Analysis Time..: 12:33	Analyst ID.....: 002260	
		Instrument ID..: I8		MDL.....: 0.10		
Lead	0.21 B	1.0	ug/L	SW846 6020	08/20-08/26/09	LH8P81AX
		Dilution Factor: 1		Analysis Time..: 12:33	Analyst ID.....: 002260	
		Instrument ID..: I8		MDL.....: 0.034		
Antimony	ND	2.0	ug/L	SW846 6020	08/20-08/26/09	LH8P81AN
		Dilution Factor: 1		Analysis Time..: 12:33	Analyst ID.....: 002260	
		Instrument ID..: I8		MDL.....: 0.055		
Selenium	1.9 B	5.0	ug/L	SW846 6020	08/20-08/26/09	LH8P81A3
		Dilution Factor: 1		Analysis Time..: 12:33	Analyst ID.....: 002260	
		Instrument ID..: I8		MDL.....: 0.14		
Thallium	ND	1.0	ug/L	SW846 6020	08/20-08/26/09	LH8P81A5
		Dilution Factor: 1		Analysis Time..: 12:33	Analyst ID.....: 002260	
		Instrument ID..: I8		MDL.....: 0.12		
Vanadium	ND	20.0	ug/L	SW846 6020	08/20-08/26/09	LH8P81A6
		Dilution Factor: 1		Analysis Time..: 12:33	Analyst ID.....: 002260	
		Instrument ID..: I8		MDL.....: 0.60		
Zinc	35.6 J	20.0	ug/L	SW846 6020	08/20-08/26/09	LH8P81A7
		Dilution Factor: 1		Analysis Time..: 12:33	Analyst ID.....: 002260	
		Instrument ID..: I8		MDL.....: 0.85		
Mercury	ND	0.20	ug/L	SW846 7470A	08/20/09	LH8P81A9
		Dilution Factor: 1		Analysis Time..: 17:46	Analyst ID.....: 001576	
		Instrument ID..: H4		MDL.....: 0.10		

NOTE(S):

B Estimated result. Result is less than RL.

J Method blank contamination. The associated method blank contains the target analyte at a reportable level.

METHOD BLANK REPORT

TOTAL Metals

Client Lot #...: 9H13253 Matrix.....: WATER

PARAMETER	RESULT	REPORTING LIMIT	UNITS	METHOD	PREPARATION-ANALYSIS DATE	WORK ORDER #
MB Lot-Sample #: A9H200000-036 Prep Batch #...: 9232036						
Antimony	ND	2.0	ug/L	SW846 6020	08/20-08/24/09	LJFMP1AA
		Dilution Factor: 1				
		Analysis Time..: 17:00		Analyst ID.....: 002260	Instrument ID..: I8	
Arsenic	ND	5.0	ug/L	SW846 6020	08/20-08/24/09	LJFMP1AC
		Dilution Factor: 1				
		Analysis Time..: 17:00		Analyst ID.....: 002260	Instrument ID..: I8	
Barium	**0.067 B**	**1.0**	**ug/L**	**SW846 6020**	**08/20-08/24/09**	**LJFMP1AD**
		Dilution Factor: 1				
		Analysis Time..: 17:00		Analyst ID.....: 002260	Instrument ID..: I8	
Beryllium	ND	1.0	ug/L	SW846 6020	08/20-08/24/09	LJFMP1AE
		Dilution Factor: 1				
		Analysis Time..: 17:00		Analyst ID.....: 002260	Instrument ID..: I8	
Cadmium	ND	1.0	ug/L	SW846 6020	08/20-08/24/09	LJFMP1AF
		Dilution Factor: 1				
		Analysis Time..: 17:00		Analyst ID.....: 002260	Instrument ID..: I8	
Chromium	**0.14 B**	**2.0**	**ug/L**	**SW846 6020**	**08/20-08/24/09**	**LJFMP1AV**
		Dilution Factor: 1				
		Analysis Time..: 17:00		Analyst ID.....: 002260	Instrument ID..: I8	
Cobalt	ND	1.0	ug/L	SW846 6020	08/20-08/24/09	LJFMP1AG
		Dilution Factor: 1				
		Analysis Time..: 17:00		Analyst ID.....: 002260	Instrument ID..: I8	
Copper	**0.22 B**	**2.0**	**ug/L**	**SW846 6020**	**08/20-08/24/09**	**LJFMP1AH**
		Dilution Factor: 1				
		Analysis Time..: 17:00		Analyst ID.....: 002260	Instrument ID..: I8	
Iron	**17.9 B**	**50.0**	**ug/L**	**SW846 6020**	**08/20-08/24/09**	**LJFMP1AJ**
		Dilution Factor: 1				
		Analysis Time..: 17:00		Analyst ID.....: 002260	Instrument ID..: I8	
Lead	**0.074 B**	**1.0**	**ug/L**	**SW846 6020**	**08/20-08/24/09**	**LJFMP1AK**
		Dilution Factor: 1				
		Analysis Time..: 17:00		Analyst ID.....: 002260	Instrument ID..: I8	
Manganese	**0.43 B**	**1.0**	**ug/L**	**SW846 6020**	**08/20-08/24/09**	**LJFMP1AL**
		Dilution Factor: 1				
		Analysis Time..: 17:00		Analyst ID.....: 002260	Instrument ID..: I8	

(Continued on next page)

METHOD BLANK REPORT

TOTAL Metals

Client Lot #...: 9H13253 **Matrix.....:** WATER

PARAMETER	RESULT	REPORTING LIMIT	UNITS	METHOD	PREPARATION-ANALYSIS DATE	WORK ORDER #
Molybdenum	ND	2.0	ug/L	SW846 6020	08/20-08/24/09	LJFMP1AM
		Dilution Factor: 1				
		Analysis Time..: 17:00		Analyst ID.....: 002260	Instrument ID..: I8	
Nickel	ND	2.0	ug/L	SW846 6020	08/20-08/24/09	LJFMP1AN
		Dilution Factor: 1				
		Analysis Time..: 17:00		Analyst ID.....: 002260	Instrument ID..: I8	
Potassium	ND	1000	ug/L	SW846 6020	08/20-08/24/09	LJFMP1C7
		Dilution Factor: 1				
		Analysis Time..: 17:00		Analyst ID.....: 002260	Instrument ID..: I8	
Selenium	ND	5.0	ug/L	SW846 6020	08/20-08/24/09	LJFMP1AP
		Dilution Factor: 1				
		Analysis Time..: 17:00		Analyst ID.....: 002260	Instrument ID..: I8	
Silver	ND	1.0	ug/L	SW846 6020	08/20-08/24/09	LJFMP1AQ
		Dilution Factor: 1				
		Analysis Time..: 17:00		Analyst ID.....: 002260	Instrument ID..: I8	
Thallium	ND	1.0	ug/L	SW846 6020	08/20-08/24/09	LJFMP1AR
		Dilution Factor: 1				
		Analysis Time..: 17:00		Analyst ID.....: 002260	Instrument ID..: I8	
Vanadium	ND	20.0	ug/L	SW846 6020	08/20-08/24/09	LJFMP1AT
		Dilution Factor: 1				
		Analysis Time..: 17:00		Analyst ID.....: 002260	Instrument ID..: I8	
Zinc	**4.0 B**	**20.0**	**ug/L**	**SW846 6020**	**08/20-08/24/09**	**LJFMP1AU**
		Dilution Factor: 1				
		Analysis Time..: 17:00		Analyst ID.....: 002260	Instrument ID..: I8	
Mercury	ND	0.20	ug/L	SW846 7470A	08/20/09	LJFMP1AW
		Dilution Factor: 1				
		Analysis Time..: 16:44		Analyst ID.....: 001576	Instrument ID..: H1	

MB Lot-Sample #: A9H200000-038 **Prep Batch #...:** 9232038

Antimony	ND	2.0	ug/L	SW846 6020	08/20-08/26/09	LJFMV1AA
		Dilution Factor: 1				
		Analysis Time..: 11:25		Analyst ID.....: 002260	Instrument ID..: I8	
Arsenic	ND	5.0	ug/L	SW846 6020	08/20-08/26/09	LJFMV1AC
		Dilution Factor: 1				
		Analysis Time..: 11:25		Analyst ID.....: 002260	Instrument ID..: I8	

(Continued on next page)

Tetra Tech NUS, Inc

Client Sample ID: MRC-MW76B-081109

DISSOLVED Metals

Lot-Sample #...: A9H130253-002 Matrix.....: WG
Date Sampled...: 08/11/09 09:56 Date Received..: 08/13/09

PARAMETER	RESULT	REPORTING LIMIT	UNITS	METHOD	PREPARATION-ANALYSIS DATE	WORK ORDER #
Prep Batch #...: 9232036						
Silver	ND	1.0	ug/L	SW846 6020	08/20-08/24/09	LH44N1CE
		Dilution Factor: 1		Analysis Time..: 17:28	Analyst ID.....: 002260	
		Instrument ID..: I8		MDL.....: 0.033		
Arsenic	ND	5.0	ug/L	SW846 6020	08/20-08/24/09	LH44N1A1
		Dilution Factor: 1		Analysis Time..: 17:28	Analyst ID.....: 002260	
		Instrument ID..: I8		MDL.....: 0.21		
Barium	**85.2 J**	**1.0**	**ug/L**	**SW846 6020**	**08/20-08/24/09**	**LH44N1A2**
		Dilution Factor: 1		Analysis Time..: 17:28	Analyst ID.....: 002260	
		Instrument ID..: I8		MDL.....: 0.052		
Beryllium	**0.24 B**	**1.0**	**ug/L**	**SW846 6020**	**08/20-08/24/09**	**LH44N1A3**
		Dilution Factor: 1		Analysis Time..: 17:28	Analyst ID.....: 002260	
		Instrument ID..: I8		MDL.....: 0.037		
Cadmium	ND	1.0	ug/L	SW846 6020	08/20-08/24/09	LH44N1A4
		Dilution Factor: 1		Analysis Time..: 17:28	Analyst ID.....: 002260	
		Instrument ID..: I8		MDL.....: 0.027		
Cobalt	**51.7**	**1.0**	**ug/L**	**SW846 6020**	**08/20-08/24/09**	**LH44N1A5**
		Dilution Factor: 1		Analysis Time..: 17:28	Analyst ID.....: 002260	
		Instrument ID..: I8		MDL.....: 0.033		
Chromium	**0.84 B,J**	**2.0**	**ug/L**	**SW846 6020**	**08/20-08/24/09**	**LH44N1CJ**
		Dilution Factor: 1		Analysis Time..: 17:28	Analyst ID.....: 002260	
		Instrument ID..: I8		MDL.....: 0.066		
Copper	**0.26 B,J**	**2.0**	**ug/L**	**SW846 6020**	**08/20-08/24/09**	**LH44N1A6**
		Dilution Factor: 1		Analysis Time..: 17:28	Analyst ID.....: 002260	
		Instrument ID..: I8		MDL.....: 0.064		
Iron	**22200 J**	**50.0**	**ug/L**	**SW846 6020**	**08/20-08/24/09**	**LH44N1A7**
		Dilution Factor: 1		Analysis Time..: 17:28	Analyst ID.....: 002260	
		Instrument ID..: I8		MDL.....: 11.0		
Manganese	**3080 J**	**1.0**	**ug/L**	**SW846 6020**	**08/20-08/24/09**	**LH44N1A9**
		Dilution Factor: 1		Analysis Time..: 17:28	Analyst ID.....: 002260	
		Instrument ID..: I8		MDL.....: 0.14		

(Continued on next page)

Tetra Tech NUS, Inc

Client Sample ID: MRC-MW76B-081109

DISSOLVED Metals

Lot-Sample #...: A9H130253-002 Matrix.....: WG

PARAMETER	RESULT	REPORTING LIMIT	UNITS	METHOD	PREPARATION-ANALYSIS DATE	WORK ORDER #
Molybdenum	ND	2.0	ug/L	SW846 6020	08/20-08/24/09	LH44N1CA
		Dilution Factor: 1		Analysis Time..: 17:28	Analyst ID.....: 002260	
		Instrument ID..: I8		MDL.....: 0.20		
Nickel	**77.4**	**2.0**	**ug/L**	**SW846 6020**	**08/20-08/24/09**	**LH44N1CC**
		Dilution Factor: 1		Analysis Time..: 17:28	Analyst ID.....: 002260	
		Instrument ID..: I8		MDL.....: 0.10		
Lead	**0.048 B,J**	**1.0**	**ug/L**	**SW846 6020**	**08/20-08/24/09**	**LH44N1A8**
		Dilution Factor: 1		Analysis Time..: 17:28	Analyst ID.....: 002260	
		Instrument ID..: I8		MDL.....: 0.034		
Antimony	ND	2.0	ug/L	SW846 6020	08/20-08/24/09	LH44N1A0
		Dilution Factor: 1		Analysis Time..: 17:28	Analyst ID.....: 002260	
		Instrument ID..: I8		MDL.....: 0.055		
Selenium	ND	5.0	ug/L	SW846 6020	08/20-08/24/09	LH44N1CD
		Dilution Factor: 1		Analysis Time..: 17:28	Analyst ID.....: 002260	
		Instrument ID..: I8		MDL.....: 0.14		
Thallium	ND	1.0	ug/L	SW846 6020	08/20-08/24/09	LH44N1CF
		Dilution Factor: 1		Analysis Time..: 17:28	Analyst ID.....: 002260	
		Instrument ID..: I8		MDL.....: 0.12		
Vanadium	ND	20.0	ug/L	SW846 6020	08/20-08/24/09	LH44N1CG
		Dilution Factor: 1		Analysis Time..: 17:28	Analyst ID.....: 002260	
		Instrument ID..: I8		MDL.....: 0.60		
Zinc	**107 J**	**20.0**	**ug/L**	**SW846 6020**	**08/20-08/24/09**	**LH44N1CH**
		Dilution Factor: 1		Analysis Time..: 17:28	Analyst ID.....: 002260	
		Instrument ID..: I8		MDL.....: 0.85		
Mercury	ND	0.20	ug/L	SW846 7470A	08/20/09	LH44N1CK
		Dilution Factor: 1		Analysis Time..: 16:53	Analyst ID.....: 001576	
		Instrument ID..: H1		MDL.....: 0.10		

NOTE(S):

J Method blank contamination. The associated method blank contains the target analyte at a reportable level.

B Estimated result. Result is less than RL.

Tetra Tech NUS, Inc

Client Sample ID: MRC-MW79B-081109

DISSOLVED Metals

Lot-Sample #...: A9H130253-003 Matrix.....: WG
Date Sampled...: 08/11/09 11:18 Date Received..: 08/13/09

PARAMETER	RESULT	REPORTING LIMIT	UNITS	METHOD	PREPARATION-ANALYSIS DATE	WORK ORDER #
Prep Batch #...: 9232036						
Silver	ND	1.0	ug/L	SW846 6020	08/20-08/24/09	LH45E1CE
		Dilution Factor: 1		Analysis Time..: 17:43	Analyst ID.....: 002260	
		Instrument ID..: I8		MDL.....: 0.033		
Arsenic	1.5 B	5.0	ug/L	SW846 6020	08/20-08/24/09	LH45E1AC
		Dilution Factor: 1		Analysis Time..: 17:43	Analyst ID.....: 002260	
		Instrument ID..: I8		MDL.....: 0.21		
Barium	274 J	1.0	ug/L	SW846 6020	08/20-08/24/09	LH45E1AD
		Dilution Factor: 1		Analysis Time..: 17:43	Analyst ID.....: 002260	
		Instrument ID..: I8		MDL.....: 0.052		
Beryllium	1.5	1.0	ug/L	SW846 6020	08/20-08/24/09	LH45E1AE
		Dilution Factor: 1		Analysis Time..: 17:43	Analyst ID.....: 002260	
		Instrument ID..: I8		MDL.....: 0.037		
Cadmium	0.091 B	1.0	ug/L	SW846 6020	08/20-08/24/09	LH45E1AF
		Dilution Factor: 1		Analysis Time..: 17:43	Analyst ID.....: 002260	
		Instrument ID..: I8		MDL.....: 0.027		
Cobalt	316	1.0	ug/L	SW846 6020	08/20-08/24/09	LH45E1AG
		Dilution Factor: 1		Analysis Time..: 17:43	Analyst ID.....: 002260	
		Instrument ID..: I8		MDL.....: 0.033		
Chromium	ND	2.0	ug/L	SW846 6020	08/20-08/24/09	LH45E1CJ
		Dilution Factor: 1		Analysis Time..: 17:43	Analyst ID.....: 002260	
		Instrument ID..: I8		MDL.....: 0.066		
Copper	0.36 B,J	2.0	ug/L	SW846 6020	08/20-08/24/09	LH45E1AH
		Dilution Factor: 1		Analysis Time..: 17:43	Analyst ID.....: 002260	
		Instrument ID..: I8		MDL.....: 0.064		
Iron	75200 J	50.0	ug/L	SW846 6020	08/20-08/24/09	LH45E1AJ
		Dilution Factor: 1		Analysis Time..: 17:43	Analyst ID.....: 002260	
		Instrument ID..: I8		MDL.....: 11.0		
Manganese	22700 J	10.0	ug/L	SW846 6020	08/20-08/25/09	LH45E1AL
		Dilution Factor: 10		Analysis Time..: 13:11	Analyst ID.....: 002260	
		Instrument ID..: I8		MDL.....: 1.4		

(Continued on next page)

Tetra Tech NUS, Inc

Client Sample ID: MRC-MW79B-081109

DISSOLVED Metals

Lot-Sample #...: A9H130253-003 Matrix.....: WG

PARAMETER	RESULT	REPORTING LIMIT	UNITS	METHOD	PREPARATION-ANALYSIS DATE	WORK ORDER #
Molybdenum	ND	2.0	ug/L	SW846 6020	08/20-08/24/09	LH45E1CA
		Dilution Factor: 1		Analysis Time..: 17:43	Analyst ID.....: 002260	
		Instrument ID..: I8		MDL.....: 0.20		
Nickel	**161**	**2.0**	**ug/L**	**SW846 6020**	**08/20-08/24/09**	**LH45E1CC**
		Dilution Factor: 1		Analysis Time..: 17:43	Analyst ID.....: 002260	
		Instrument ID..: I8		MDL.....: 0.10		
Lead	**0.041 B,J**	**1.0**	**ug/L**	**SW846 6020**	**08/20-08/24/09**	**LH45E1AK**
		Dilution Factor: 1		Analysis Time..: 17:43	Analyst ID.....: 002260	
		Instrument ID..: I8		MDL.....: 0.034		
Antimony	ND	2.0	ug/L	SW846 6020	08/20-08/24/09	LH45E1AA
		Dilution Factor: 1		Analysis Time..: 17:43	Analyst ID.....: 002260	
		Instrument ID..: I8		MDL.....: 0.055		
Selenium	ND	5.0	ug/L	SW846 6020	08/20-08/24/09	LH45E1CD
		Dilution Factor: 1		Analysis Time..: 17:43	Analyst ID.....: 002260	
		Instrument ID..: I8		MDL.....: 0.14		
Thallium	ND	1.0	ug/L	SW846 6020	08/20-08/24/09	LH45E1CF
		Dilution Factor: 1		Analysis Time..: 17:43	Analyst ID.....: 002260	
		Instrument ID..: I8		MDL.....: 0.12		
Vanadium	ND	20.0	ug/L	SW846 6020	08/20-08/24/09	LH45E1CG
		Dilution Factor: 1		Analysis Time..: 17:43	Analyst ID.....: 002260	
		Instrument ID..: I8		MDL.....: 0.60		
Zinc	**189 J**	**20.0**	**ug/L**	**SW846 6020**	**08/20-08/24/09**	**LH45E1CH**
		Dilution Factor: 1		Analysis Time..: 17:43	Analyst ID.....: 002260	
		Instrument ID..: I8		MDL.....: 0.85		
Mercury	ND	0.20	ug/L	SW846 7470A	08/20/09	LH45E1CK
		Dilution Factor: 1		Analysis Time..: 17:08	Analyst ID.....: 001576	
		Instrument ID..: H1		MDL.....: 0.10		

NOTE(S):

B Estimated result. Result is less than RL.

J Method blank contamination. The associated method blank contains the target analyte at a reportable level.

Tetra Tech NUS, Inc

Client Sample ID: MRC-MW73B-081109

DISSOLVED Metals

Lot-Sample #...: A9H130253-004 Matrix.....: WG
Date Sampled...: 08/11/09 13:48 Date Received..: 08/13/09

PARAMETER	RESULT	REPORTING LIMIT	UNITS	METHOD	PREPARATION-ANALYSIS DATE	WORK ORDER #
Prep Batch #...: 9232036						
Silver	ND	1.0	ug/L	SW846 6020	08/20-08/24/09	LH45K1CE
		Dilution Factor: 1		Analysis Time..: 17:51	Analyst ID.....: 002260	
		Instrument ID..: I8		MDL.....: 0.033		
Arsenic	ND	5.0	ug/L	SW846 6020	08/20-08/24/09	LH45K1AC
		Dilution Factor: 1		Analysis Time..: 17:51	Analyst ID.....: 002260	
		Instrument ID..: I8		MDL.....: 0.21		
Barium	**30.0 J**	**1.0**	**ug/L**	**SW846 6020**	**08/20-08/24/09**	**LH45K1AD**
		Dilution Factor: 1		Analysis Time..: 17:51	Analyst ID.....: 002260	
		Instrument ID..: I8		MDL.....: 0.052		
Beryllium	**2.0**	**1.0**	**ug/L**	**SW846 6020**	**08/20-08/26/09**	**LH45K1AE**
		Dilution Factor: 1		Analysis Time..: 10:54	Analyst ID.....: 002260	
		Instrument ID..: I8		MDL.....: 0.037		
Cadmium	**0.045 B**	**1.0**	**ug/L**	**SW846 6020**	**08/20-08/24/09**	**LH45K1AF**
		Dilution Factor: 1		Analysis Time..: 17:51	Analyst ID.....: 002260	
		Instrument ID..: I8		MDL.....: 0.027		
Cobalt	**17.5**	**1.0**	**ug/L**	**SW846 6020**	**08/20-08/24/09**	**LH45K1AG**
		Dilution Factor: 1		Analysis Time..: 17:51	Analyst ID.....: 002260	
		Instrument ID..: I8		MDL.....: 0.033		
Chromium	**0.16 B,J**	**2.0**	**ug/L**	**SW846 6020**	**08/20-08/24/09**	**LH45K1CJ**
		Dilution Factor: 1		Analysis Time..: 17:51	Analyst ID.....: 002260	
		Instrument ID..: I8		MDL.....: 0.066		
Copper	**4.7 J**	**2.0**	**ug/L**	**SW846 6020**	**08/20-08/24/09**	**LH45K1AH**
		Dilution Factor: 1		Analysis Time..: 17:51	Analyst ID.....: 002260	
		Instrument ID..: I8		MDL.....: 0.064		
Iron	ND	50.0	ug/L	SW846 6020	08/20-08/24/09	LH45K1AJ
		Dilution Factor: 1		Analysis Time..: 17:51	Analyst ID.....: 002260	
		Instrument ID..: I8		MDL.....: 11.0		
Manganese	**83.8 J**	**1.0**	**ug/L**	**SW846 6020**	**08/20-08/24/09**	**LH45K1AL**
		Dilution Factor: 1		Analysis Time..: 17:51	Analyst ID.....: 002260	
		Instrument ID..: I8		MDL.....: 0.14		

(Continued on next page)

Tetra Tech NUS, Inc

Client Sample ID: MRC-MW73B-081109

DISSOLVED Metals

Lot-Sample #...: A9H130253-004 Matrix.....: WG

PARAMETER	RESULT	REPORTING LIMIT	UNITS	METHOD	PREPARATION-ANALYSIS DATE	WORK ORDER #
Molybdenum	ND	2.0	ug/L	SW846 6020	08/20-08/24/09	LH45K1CA
		Dilution Factor: 1		Analysis Time..: 17:51	Analyst ID.....: 002260	
		Instrument ID..: I8		MDL.....: 0.20		
Nickel	21.4	2.0	ug/L	SW846 6020	08/20-08/24/09	LH45K1CC
		Dilution Factor: 1		Analysis Time..: 17:51	Analyst ID.....: 002260	
		Instrument ID..: I8		MDL.....: 0.10		
Lead	0.064 B,J	1.0	ug/L	SW846 6020	08/20-08/24/09	LH45K1AK
		Dilution Factor: 1		Analysis Time..: 17:51	Analyst ID.....: 002260	
		Instrument ID..: I8		MDL.....: 0.034		
Antimony	0.12 B	2.0	ug/L	SW846 6020	08/20-08/24/09	LH45K1AA
		Dilution Factor: 1		Analysis Time..: 17:51	Analyst ID.....: 002260	
		Instrument ID..: I8		MDL.....: 0.055		
Selenium	0.38 B	5.0	ug/L	SW846 6020	08/20-08/24/09	LH45K1CD
		Dilution Factor: 1		Analysis Time..: 17:51	Analyst ID.....: 002260	
		Instrument ID..: I8		MDL.....: 0.14		
Thallium	ND	1.0	ug/L	SW846 6020	08/20-08/24/09	LH45K1CF
		Dilution Factor: 1		Analysis Time..: 17:51	Analyst ID.....: 002260	
		Instrument ID..: I8		MDL.....: 0.12		
Vanadium	0.64 B	20.0	ug/L	SW846 6020	08/20-08/24/09	LH45K1CG
		Dilution Factor: 1		Analysis Time..: 17:51	Analyst ID.....: 002260	
		Instrument ID..: I8		MDL.....: 0.60		
Zinc	70.3 J	20.0	ug/L	SW846 6020	08/20-08/24/09	LH45K1CH
		Dilution Factor: 1		Analysis Time..: 17:51	Analyst ID.....: 002260	
		Instrument ID..: I8		MDL.....: 0.85		
Mercury	ND	0.20	ug/L	SW846 7470A	08/20/09	LH45K1CK
		Dilution Factor: 1		Analysis Time..: 16:58	Analyst ID.....: 001576	
		Instrument ID..: H1		MDL.....: 0.10		

NOTE(S):

J Method blank contamination. The associated method blank contains the target analyte at a reportable level.

B Estimated result. Result is less than RL.

Tetra Tech NUS, Inc

Client Sample ID: MRC-MW78B-081109

DISSOLVED Metals

Lot-Sample #...: A9H130253-005 **Matrix.....:** WG
Date Sampled...: 08/11/09 15:19 **Date Received..:** 08/13/09

PARAMETER	RESULT	REPORTING LIMIT	UNITS	METHOD	PREPARATION-ANALYSIS DATE	WORK ORDER #
Prep Batch #...: 9232036						
Silver	ND	1.0	ug/L	SW846 6020	08/20-08/24/09	LH45N1CE
		Dilution Factor: 1		Analysis Time..: 18:09	Analyst ID.....: 002260	
		Instrument ID..: I8		MDL.....: 0.033		
Arsenic	ND	5.0	ug/L	SW846 6020	08/20-08/24/09	LH45N1AC
		Dilution Factor: 1		Analysis Time..: 18:09	Analyst ID.....: 002260	
		Instrument ID..: I8		MDL.....: 0.21		
Barium	**174 J**	**1.0**	**ug/L**	**SW846 6020**	**08/20-08/24/09**	**LH45N1AD**
		Dilution Factor: 1		Analysis Time..: 18:09	Analyst ID.....: 002260	
		Instrument ID..: I8		MDL.....: 0.052		
Beryllium	**0.40 B**	**1.0**	**ug/L**	**SW846 6020**	**08/20-08/24/09**	**LH45N1AE**
		Dilution Factor: 1		Analysis Time..: 18:09	Analyst ID.....: 002260	
		Instrument ID..: I8		MDL.....: 0.037		
Cadmium	**0.16 B**	**1.0**	**ug/L**	**SW846 6020**	**08/20-08/24/09**	**LH45N1AF**
		Dilution Factor: 1		Analysis Time..: 18:09	Analyst ID.....: 002260	
		Instrument ID..: I8		MDL.....: 0.027		
Cobalt	**87.3**	**1.0**	**ug/L**	**SW846 6020**	**08/20-08/24/09**	**LH45N1AG**
		Dilution Factor: 1		Analysis Time..: 18:09	Analyst ID.....: 002260	
		Instrument ID..: I8		MDL.....: 0.033		
Chromium	ND	2.0	ug/L	SW846 6020	08/20-08/24/09	LH45N1CJ
		Dilution Factor: 1		Analysis Time..: 18:09	Analyst ID.....: 002260	
		Instrument ID..: I8		MDL.....: 0.066		
Copper	**2.1 J**	**2.0**	**ug/L**	**SW846 6020**	**08/20-08/24/09**	**LH45N1AH**
		Dilution Factor: 1		Analysis Time..: 18:09	Analyst ID.....: 002260	
		Instrument ID..: I8		MDL.....: 0.064		
Iron	**34700 J**	**50.0**	**ug/L**	**SW846 6020**	**08/20-08/24/09**	**LH45N1AJ**
		Dilution Factor: 1		Analysis Time..: 18:09	Analyst ID.....: 002260	
		Instrument ID..: I8		MDL.....: 11.0		
Manganese	**3410 J**	**1.0**	**ug/L**	**SW846 6020**	**08/20-08/24/09**	**LH45N1AL**
		Dilution Factor: 1		Analysis Time..: 18:09	Analyst ID.....: 002260	
		Instrument ID..: I8		MDL.....: 0.14		

(Continued on next page)

Tetra Tech NUS, Inc

Client Sample ID: MRC-MW78B-081109

DISSOLVED Metals

Lot-Sample #...: A9H130253-005 Matrix.....: WG

PARAMETER	RESULT	REPORTING LIMIT	UNITS	METHOD	PREPARATION-ANALYSIS DATE	WORK ORDER #
Molybdenum	ND	2.0	ug/L	SW846 6020	08/20-08/24/09	LH45N1CA
		Dilution Factor: 1		Analysis Time..: 18:09	Analyst ID.....: 002260	
		Instrument ID..: I8		MDL.....: 0.20		
Nickel	102	2.0	ug/L	SW846 6020	08/20-08/24/09	LH45N1CC
		Dilution Factor: 1		Analysis Time..: 18:09	Analyst ID.....: 002260	
		Instrument ID..: I8		MDL.....: 0.10		
Lead	0.070 B,J	1.0	ug/L	SW846 6020	08/20-08/24/09	LH45N1AK
		Dilution Factor: 1		Analysis Time..: 18:09	Analyst ID.....: 002260	
		Instrument ID..: I8		MDL.....: 0.034		
Antimony	0.11 B	2.0	ug/L	SW846 6020	08/20-08/24/09	LH45N1AA
		Dilution Factor: 1		Analysis Time..: 18:09	Analyst ID.....: 002260	
		Instrument ID..: I8		MDL.....: 0.055		
Selenium	ND	5.0	ug/L	SW846 6020	08/20-08/24/09	LH45N1CD
		Dilution Factor: 1		Analysis Time..: 18:09	Analyst ID.....: 002260	
		Instrument ID..: I8		MDL.....: 0.14		
Thallium	ND	1.0	ug/L	SW846 6020	08/20-08/24/09	LH45N1CF
		Dilution Factor: 1		Analysis Time..: 18:09	Analyst ID.....: 002260	
		Instrument ID..: I8		MDL.....: 0.12		
Vanadium	ND	20.0	ug/L	SW846 6020	08/20-08/24/09	LH45N1CG
		Dilution Factor: 1		Analysis Time..: 18:09	Analyst ID.....: 002260	
		Instrument ID..: I8		MDL.....: 0.60		
Zinc	608 J	20.0	ug/L	SW846 6020	08/20-08/24/09	LH45N1CH
		Dilution Factor: 1		Analysis Time..: 18:09	Analyst ID.....: 002260	
		Instrument ID..: I8		MDL.....: 0.85		
Mercury	ND	0.20	ug/L	SW846 7470A	08/20/09	LH45N1CK
		Dilution Factor: 1		Analysis Time..: 16:56	Analyst ID.....: 001576	
		Instrument ID..: H1		MDL.....: 0.10		

NOTE(S):

J Method blank contamination. The associated method blank contains the target analyte at a reportable level.

B Estimated result. Result is less than RL.

Tetra Tech NUS, Inc

Client Sample ID: MRC-MW60B-081209

DISSOLVED Metals

Lot-Sample #...: A9H130253-006 Matrix.....: WG
Date Sampled...: 08/12/09 10:05 Date Received..: 08/13/09

PARAMETER	RESULT	REPORTING LIMIT	UNITS	METHOD	PREPARATION-ANALYSIS DATE	WORK ORDER #
Prep Batch #...: 9232036						
Silver	ND	1.0	ug/L	SW846 6020	08/20-08/24/09	LH45Q1CE
		Dilution Factor: 1		Analysis Time..: 18:17	Analyst ID.....: 002260	
		Instrument ID..: I8		MDL.....: 0.033		
Arsenic	ND	5.0	ug/L	SW846 6020	08/20-08/24/09	LH45Q1AC
		Dilution Factor: 1		Analysis Time..: 18:17	Analyst ID.....: 002260	
		Instrument ID..: I8		MDL.....: 0.21		
Barium	**45.2 J**	**1.0**	**ug/L**	**SW846 6020**	**08/20-08/24/09**	**LH45Q1AD**
		Dilution Factor: 1		Analysis Time..: 18:17	Analyst ID.....: 002260	
		Instrument ID..: I8		MDL.....: 0.052		
Beryllium	**0.089 B**	**1.0**	**ug/L**	**SW846 6020**	**08/20-08/24/09**	**LH45Q1AE**
		Dilution Factor: 1		Analysis Time..: 18:17	Analyst ID.....: 002260	
		Instrument ID..: I8		MDL.....: 0.037		
Cadmium	**0.046 B**	**1.0**	**ug/L**	**SW846 6020**	**08/20-08/24/09**	**LH45Q1AF**
		Dilution Factor: 1		Analysis Time..: 18:17	Analyst ID.....: 002260	
		Instrument ID..: I8		MDL.....: 0.027		
Cobalt	**25.2**	**1.0**	**ug/L**	**SW846 6020**	**08/20-08/24/09**	**LH45Q1AG**
		Dilution Factor: 1		Analysis Time..: 18:17	Analyst ID.....: 002260	
		Instrument ID..: I8		MDL.....: 0.033		
Chromium	ND	2.0	ug/L	SW846 6020	08/20-08/24/09	LH45Q1CJ
		Dilution Factor: 1		Analysis Time..: 18:17	Analyst ID.....: 002260	
		Instrument ID..: I8		MDL.....: 0.066		
Copper	**0.43 B,J**	**2.0**	**ug/L**	**SW846 6020**	**08/20-08/24/09**	**LH45Q1AH**
		Dilution Factor: 1		Analysis Time..: 18:17	Analyst ID.....: 002260	
		Instrument ID..: I8		MDL.....: 0.064		
Iron	**9060 J**	**50.0**	**ug/L**	**SW846 6020**	**08/20-08/24/09**	**LH45Q1AJ**
		Dilution Factor: 1		Analysis Time..: 18:17	Analyst ID.....: 002260	
		Instrument ID..: I8		MDL.....: 11.0		
Manganese	**1400 J**	**1.0**	**ug/L**	**SW846 6020**	**08/20-08/24/09**	**LH45Q1AL**
		Dilution Factor: 1		Analysis Time..: 18:17	Analyst ID.....: 002260	
		Instrument ID..: I8		MDL.....: 0.14		

(Continued on next page)

Tetra Tech NUS, Inc

Client Sample ID: MRC-MW60B-081209

DISSOLVED Metals

Lot-Sample #...: A9H130253-006 Matrix.....: WG

PARAMETER	RESULT	REPORTING LIMIT	UNITS	METHOD	PREPARATION-ANALYSIS DATE	WORK ORDER #
Molybdenum	ND	2.0	ug/L	SW846 6020	08/20-08/24/09	LH45Q1CA
		Dilution Factor: 1		Analysis Time..: 18:17	Analyst ID.....: 002260	
		Instrument ID..: I8		MDL.....: 0.20		
Nickel	**44.2**	**2.0**	**ug/L**	**SW846 6020**	**08/20-08/24/09**	**LH45Q1CC**
		Dilution Factor: 1		Analysis Time..: 18:17	Analyst ID.....: 002260	
		Instrument ID..: I8		MDL.....: 0.10		
Lead	**0.039 B,J**	**1.0**	**ug/L**	**SW846 6020**	**08/20-08/24/09**	**LH45Q1AK**
		Dilution Factor: 1		Analysis Time..: 18:17	Analyst ID.....: 002260	
		Instrument ID..: I8		MDL.....: 0.034		
Antimony	**0.12 B**	**2.0**	**ug/L**	**SW846 6020**	**08/20-08/24/09**	**LH45Q1AA**
		Dilution Factor: 1		Analysis Time..: 18:17	Analyst ID.....: 002260	
		Instrument ID..: I8		MDL.....: 0.055		
Selenium	ND	5.0	ug/L	SW846 6020	08/20-08/24/09	LH45Q1CD
		Dilution Factor: 1		Analysis Time..: 18:17	Analyst ID.....: 002260	
		Instrument ID..: I8		MDL.....: 0.14		
Thallium	ND	1.0	ug/L	SW846 6020	08/20-08/24/09	LH45Q1CF
		Dilution Factor: 1		Analysis Time..: 18:17	Analyst ID.....: 002260	
		Instrument ID..: I8		MDL.....: 0.12		
Vanadium	ND	20.0	ug/L	SW846 6020	08/20-08/24/09	LH45Q1CG
		Dilution Factor: 1		Analysis Time..: 18:17	Analyst ID.....: 002260	
		Instrument ID..: I8		MDL.....: 0.60		
Zinc	**90.0 J**	**20.0**	**ug/L**	**SW846 6020**	**08/20-08/24/09**	**LH45Q1CH**
		Dilution Factor: 1		Analysis Time..: 18:17	Analyst ID.....: 002260	
		Instrument ID..: I8		MDL.....: 0.85		
Mercury	ND	0.20	ug/L	SW846 7470A	08/20/09	LH45Q1CK
		Dilution Factor: 1		Analysis Time..: 17:01	Analyst ID.....: 001576	
		Instrument ID..: H1		MDL.....: 0.10		

NOTE(S):

J Method blank contamination. The associated method blank contains the target analyte at a reportable level.

B Estimated result. Result is less than RL.

Tetra Tech NUS, Inc

Client Sample ID: MRC-MW48A-081209

DISSOLVED Metals

Lot-Sample #...: A9H130253-007 Matrix.....: WG
Date Sampled...: 08/12/09 11:32 Date Received..: 08/13/09

PARAMETER	RESULT	REPORTING LIMIT	UNITS	METHOD	PREPARATION-ANALYSIS DATE	WORK ORDER #
Prep Batch #...: 9232036						
Zinc	102 J	20.0	ug/L	SW846 6020	08/20-08/24/09	LH46D1CK
		Dilution Factor: 1		Analysis Time..: 18:25	Analyst ID.....: 002260	
		Instrument ID..: I8		MDL.....: 0.85		
Silver	ND	1.0	ug/L	SW846 6020	08/20-08/24/09	LH46D1CG
		Dilution Factor: 1		Analysis Time..: 18:25	Analyst ID.....: 002260	
		Instrument ID..: I8		MDL.....: 0.033		
Arsenic	0.69 B	5.0	ug/L	SW846 6020	08/20-08/24/09	LH46D1AN
		Dilution Factor: 1		Analysis Time..: 18:25	Analyst ID.....: 002260	
		Instrument ID..: I8		MDL.....: 0.21		
Barium	164 J	1.0	ug/L	SW846 6020	08/20-08/24/09	LH46D1AP
		Dilution Factor: 1		Analysis Time..: 18:25	Analyst ID.....: 002260	
		Instrument ID..: I8		MDL.....: 0.052		
Beryllium	9.4	1.0	ug/L	SW846 6020	08/20-08/24/09	LH46D1AQ
		Dilution Factor: 1		Analysis Time..: 18:25	Analyst ID.....: 002260	
		Instrument ID..: I8		MDL.....: 0.037		
Cadmium	0.12 B	1.0	ug/L	SW846 6020	08/20-08/24/09	LH46D1AR
		Dilution Factor: 1		Analysis Time..: 18:25	Analyst ID.....: 002260	
		Instrument ID..: I8		MDL.....: 0.027		
Cobalt	104	1.0	ug/L	SW846 6020	08/20-08/24/09	LH46D1AT
		Dilution Factor: 1		Analysis Time..: 18:25	Analyst ID.....: 002260	
		Instrument ID..: I8		MDL.....: 0.033		
Chromium	ND	2.0	ug/L	SW846 6020	08/20-08/24/09	LH46D1CL
		Dilution Factor: 1		Analysis Time..: 18:25	Analyst ID.....: 002260	
		Instrument ID..: I8		MDL.....: 0.066		
Copper	0.31 B,J	2.0	ug/L	SW846 6020	08/20-08/24/09	LH46D1AU
		Dilution Factor: 1		Analysis Time..: 18:25	Analyst ID.....: 002260	
		Instrument ID..: I8		MDL.....: 0.064		
Iron	20600 J	50.0	ug/L	SW846 6020	08/20-08/24/09	LH46D1AV
		Dilution Factor: 1		Analysis Time..: 18:25	Analyst ID.....: 002260	
		Instrument ID..: I8		MDL.....: 11.0		

(Continued on next page)

Tetra Tech NUS, Inc

Client Sample ID: MRC-MW48A-081209

DISSOLVED Metals

Lot-Sample #...: A9H130253-007 **Matrix.....:** WG

PARAMETER	RESULT	REPORTING LIMIT	UNITS	METHOD	PREPARATION-ANALYSIS DATE	WORK ORDER #
Manganese	**9040 J**	**1.0**	**ug/L**	**SW846 6020**	**08/20-08/24/09**	**LH46D1AX**
		Dilution Factor: 1		Analysis Time..: 18:25	Analyst ID.....: 002260	
		Instrument ID..: I8		MDL.....: 0.14		
Molybdenum	ND	2.0	ug/L	SW846 6020	08/20-08/24/09	LH46D1CD
		Dilution Factor: 1		Analysis Time..: 18:25	Analyst ID.....: 002260	
		Instrument ID..: I8		MDL.....: 0.20		
Nickel	**90.8**	**2.0**	**ug/L**	**SW846 6020**	**08/20-08/24/09**	**LH46D1CE**
		Dilution Factor: 1		Analysis Time..: 18:25	Analyst ID.....: 002260	
		Instrument ID..: I8		MDL.....: 0.10		
Lead	**0.053 B,J**	**1.0**	**ug/L**	**SW846 6020**	**08/20-08/24/09**	**LH46D1AW**
		Dilution Factor: 1		Analysis Time..: 18:25	Analyst ID.....: 002260	
		Instrument ID..: I8		MDL.....: 0.034		
Antimony	ND	2.0	ug/L	SW846 6020	08/20-08/24/09	LH46D1AM
		Dilution Factor: 1		Analysis Time..: 18:25	Analyst ID.....: 002260	
		Instrument ID..: I8		MDL.....: 0.055		
Selenium	**0.35 B**	**5.0**	**ug/L**	**SW846 6020**	**08/20-08/24/09**	**LH46D1CF**
		Dilution Factor: 1		Analysis Time..: 18:25	Analyst ID.....: 002260	
		Instrument ID..: I8		MDL.....: 0.14		
Thallium	ND	1.0	ug/L	SW846 6020	08/20-08/24/09	LH46D1CH
		Dilution Factor: 1		Analysis Time..: 18:25	Analyst ID.....: 002260	
		Instrument ID..: I8		MDL.....: 0.12		
Vanadium	ND	20.0	ug/L	SW846 6020	08/20-08/24/09	LH46D1CJ
		Dilution Factor: 1		Analysis Time..: 18:25	Analyst ID.....: 002260	
		Instrument ID..: I8		MDL.....: 0.60		
Mercury	ND	0.20	ug/L	SW846 7470A	08/20/09	LH46D1CM
		Dilution Factor: 1		Analysis Time..: 17:03	Analyst ID.....: 001576	
		Instrument ID..: H1		MDL.....: 0.10		

NOTE(S):

J Method blank contamination. The associated method blank contains the target analyte at a reportable level.

B Estimated result. Result is less than RL.

Tetra Tech NUS, Inc

Client Sample ID: MRC-MW85A-081209

DISSOLVED Metals

Lot-Sample #...: A9H130253-008 Matrix.....: WG
Date Sampled...: 08/12/09 15:59 Date Received..: 08/13/09

PARAMETER	RESULT	REPORTING LIMIT	UNITS	METHOD	PREPARATION-ANALYSIS DATE	WORK ORDER #
Prep Batch #...: 9232036						
Silver	ND	1.0	ug/L	SW846 6020	08/20-08/24/09	LH46E1CE
		Dilution Factor: 1		Analysis Time..: 18:33	Analyst ID.....: 002260	
		Instrument ID..: I8		MDL.....: 0.033		
Arsenic	**0.24 B**	**5.0**	**ug/L**	**SW846 6020**	**08/20-08/24/09**	**LH46E1AC**
		Dilution Factor: 1		Analysis Time..: 18:33	Analyst ID.....: 002260	
		Instrument ID..: I8		MDL.....: 0.21		
Barium	**25.7 J**	**1.0**	**ug/L**	**SW846 6020**	**08/20-08/24/09**	**LH46E1AD**
		Dilution Factor: 1		Analysis Time..: 18:33	Analyst ID.....: 002260	
		Instrument ID..: I8		MDL.....: 0.052		
Beryllium	**0.056 B**	**1.0**	**ug/L**	**SW846 6020**	**08/20-08/24/09**	**LH46E1AE**
		Dilution Factor: 1		Analysis Time..: 18:33	Analyst ID.....: 002260	
		Instrument ID..: I8		MDL.....: 0.037		
Cadmium	ND	1.0	ug/L	SW846 6020	08/20-08/24/09	LH46E1AF
		Dilution Factor: 1		Analysis Time..: 18:33	Analyst ID.....: 002260	
		Instrument ID..: I8		MDL.....: 0.027		
Cobalt	**2.3**	**1.0**	**ug/L**	**SW846 6020**	**08/20-08/24/09**	**LH46E1AG**
		Dilution Factor: 1		Analysis Time..: 18:33	Analyst ID.....: 002260	
		Instrument ID..: I8		MDL.....: 0.033		
Chromium	**23.7 J**	**2.0**	**ug/L**	**SW846 6020**	**08/20-08/24/09**	**LH46E1CJ**
		Dilution Factor: 1		Analysis Time..: 18:33	Analyst ID.....: 002260	
		Instrument ID..: I8		MDL.....: 0.066		
Copper	**0.54 B,J**	**2.0**	**ug/L**	**SW846 6020**	**08/20-08/24/09**	**LH46E1AH**
		Dilution Factor: 1		Analysis Time..: 18:33	Analyst ID.....: 002260	
		Instrument ID..: I8		MDL.....: 0.064		
Iron	ND	50.0	ug/L	SW846 6020	08/20-08/24/09	LH46E1AJ
		Dilution Factor: 1		Analysis Time..: 18:33	Analyst ID.....: 002260	
		Instrument ID..: I8		MDL.....: 11.0		
Manganese	**10.2 J**	**1.0**	**ug/L**	**SW846 6020**	**08/20-08/24/09**	**LH46E1AL**
		Dilution Factor: 1		Analysis Time..: 18:33	Analyst ID.....: 002260	
		Instrument ID..: I8		MDL.....: 0.14		

(Continued on next page)

Tetra Tech NUS, Inc

Client Sample ID: MRC-MW85A-081209

DISSOLVED Metals

Lot-Sample #...: A9H130253-008 Matrix.....: WG

PARAMETER	RESULT	REPORTING LIMIT	UNITS	METHOD	PREPARATION-ANALYSIS DATE	WORK ORDER #
Molybdenum	7.2	2.0	ug/L	SW846 6020	08/20-08/24/09	LH46E1CA
		Dilution Factor: 1		Analysis Time..: 18:33	Analyst ID.....: 002260	
		Instrument ID..: I8		MDL.....: 0.20		
Nickel	4.0	2.0	ug/L	SW846 6020	08/20-08/24/09	LH46E1CC
		Dilution Factor: 1		Analysis Time..: 18:33	Analyst ID.....: 002260	
		Instrument ID..: I8		MDL.....: 0.10		
Lead	0.055 B,J	1.0	ug/L	SW846 6020	08/20-08/24/09	LH46E1AK
		Dilution Factor: 1		Analysis Time..: 18:33	Analyst ID.....: 002260	
		Instrument ID..: I8		MDL.....: 0.034		
Antimony	0.25 B	2.0	ug/L	SW846 6020	08/20-08/24/09	LH46E1AA
		Dilution Factor: 1		Analysis Time..: 18:33	Analyst ID.....: 002260	
		Instrument ID..: I8		MDL.....: 0.055		
Selenium	0.72 B	5.0	ug/L	SW846 6020	08/20-08/24/09	LH46E1CD
		Dilution Factor: 1		Analysis Time..: 18:33	Analyst ID.....: 002260	
		Instrument ID..: I8		MDL.....: 0.14		
Thallium	ND	1.0	ug/L	SW846 6020	08/20-08/24/09	LH46E1CF
		Dilution Factor: 1		Analysis Time..: 18:33	Analyst ID.....: 002260	
		Instrument ID..: I8		MDL.....: 0.12		
Vanadium	ND	20.0	ug/L	SW846 6020	08/20-08/24/09	LH46E1CG
		Dilution Factor: 1		Analysis Time..: 18:33	Analyst ID.....: 002260	
		Instrument ID..: I8		MDL.....: 0.60		
Zinc	19.2 B,J	20.0	ug/L	SW846 6020	08/20-08/24/09	LH46E1CH
		Dilution Factor: 1		Analysis Time..: 18:33	Analyst ID.....: 002260	
		Instrument ID..: I8		MDL.....: 0.85		
Mercury	ND	0.20	ug/L	SW846 7470A	08/20/09	LH46E1CK
		Dilution Factor: 1		Analysis Time..: 17:10	Analyst ID.....: 001576	
		Instrument ID..: H1		MDL.....: 0.10		

NOTE(S):

B Estimated result. Result is less than RL.

J Method blank contamination. The associated method blank contains the target analyte at a reportable level.

Tetra Tech NUS, Inc

Client Sample ID: MRC-MW86A-081309

DISSOLVED Metals

Lot-Sample #...: A9H150168-002 Matrix.....: WG
Date Sampled...: 08/13/09 10:20 Date Received..: 08/15/09

PARAMETER	RESULT	REPORTING LIMIT	UNITS	METHOD	PREPARATION-ANALYSIS DATE	WORK ORDER #
Prep Batch #...: 9232038						
Silver	ND	1.0	ug/L	SW846 6020	08/20-08/26/09	LH8PX1CE
		Dilution Factor: 1		Analysis Time..: 11:46	Analyst ID.....: 002260	
		Instrument ID..: I8		MDL.....: 0.033		
Arsenic	**1.2 B**	**5.0**	**ug/L**	**SW846 6020**	**08/20-08/26/09**	**LH8PX1A1**
		Dilution Factor: 1		Analysis Time..: 11:46	Analyst ID.....: 002260	
		Instrument ID..: I8		MDL.....: 0.21		
Barium	**288 J**	**1.0**	**ug/L**	**SW846 6020**	**08/20-08/26/09**	**LH8PX1A2**
		Dilution Factor: 1		Analysis Time..: 11:46	Analyst ID.....: 002260	
		Instrument ID..: I8		MDL.....: 0.052		
Beryllium	**0.12 B**	**1.0**	**ug/L**	**SW846 6020**	**08/20-08/26/09**	**LH8PX1A3**
		Dilution Factor: 1		Analysis Time..: 11:46	Analyst ID.....: 002260	
		Instrument ID..: I8		MDL.....: 0.037		
Cadmium	ND	1.0	ug/L	SW846 6020	08/20-08/26/09	LH8PX1A4
		Dilution Factor: 1		Analysis Time..: 11:46	Analyst ID.....: 002260	
		Instrument ID..: I8		MDL.....: 0.027		
Cobalt	**334**	**1.0**	**ug/L**	**SW846 6020**	**08/20-08/26/09**	**LH8PX1A5**
		Dilution Factor: 1		Analysis Time..: 11:46	Analyst ID.....: 002260	
		Instrument ID..: I8		MDL.....: 0.033		
Chromium	**0.15 B**	**2.0**	**ug/L**	**SW846 6020**	**08/20-08/26/09**	**LH8PX1CJ**
		Dilution Factor: 1		Analysis Time..: 11:46	Analyst ID.....: 002260	
		Instrument ID..: I8		MDL.....: 0.066		
Copper	**0.19 B,J**	**2.0**	**ug/L**	**SW846 6020**	**08/20-08/26/09**	**LH8PX1A6**
		Dilution Factor: 1		Analysis Time..: 11:46	Analyst ID.....: 002260	
		Instrument ID..: I8		MDL.....: 0.064		
Iron	**11900 J**	**50.0**	**ug/L**	**SW846 6020**	**08/20-08/26/09**	**LH8PX1A7**
		Dilution Factor: 1		Analysis Time..: 11:46	Analyst ID.....: 002260	
		Instrument ID..: I8		MDL.....: 11.0		
Manganese	**17400 J**	**10.0**	**ug/L**	**SW846 6020**	**08/20-08/26/09**	**LH8PX1A9**
		Dilution Factor: 10		Analysis Time..: 18:37	Analyst ID.....: 002260	
		Instrument ID..: I8		MDL.....: 1.4		

(Continued on next page)

Tetra Tech NUS, Inc

Client Sample ID: MRC-MW86A-081309

DISSOLVED Metals

Lot-Sample #...: A9H150168-002 Matrix.....: WG

PARAMETER	RESULT	REPORTING LIMIT	UNITS	METHOD	PREPARATION-ANALYSIS DATE	WORK ORDER #
Molybdenum	**1.5 B**	**2.0**	**ug/L**	**SW846 6020**	**08/20-08/26/09**	**LH8PX1CA**
		Dilution Factor: 1		Analysis Time..: 11:46	Analyst ID.....: 002260	
		Instrument ID..: I8		MDL.....: 0.20		
Nickel	221	2.0	ug/L	SW846 6020	08/20-08/26/09	LH8PX1CC
		Dilution Factor: 1		Analysis Time..: 11:46	Analyst ID.....: 002260	
		Instrument ID..: I8		MDL.....: 0.10		
Lead	**0.066 B**	**1.0**	**ug/L**	**SW846 6020**	**08/20-08/26/09**	**LH8PX1A8**
		Dilution Factor: 1		Analysis Time..: 11:46	Analyst ID.....: 002260	
		Instrument ID..: I8		MDL.....: 0.034		
Antimony	ND	2.0	ug/L	SW846 6020	08/20-08/26/09	LH8PX1A0
		Dilution Factor: 1		Analysis Time..: 11:46	Analyst ID.....: 002260	
		Instrument ID..: I8		MDL.....: 0.055		
Selenium	ND	5.0	ug/L	SW846 6020	08/20-08/26/09	LH8PX1CD
		Dilution Factor: 1		Analysis Time..: 11:46	Analyst ID.....: 002260	
		Instrument ID..: I8		MDL.....: 0.14		
Thallium	ND	1.0	ug/L	SW846 6020	08/20-08/26/09	LH8PX1CF
		Dilution Factor: 1		Analysis Time..: 11:46	Analyst ID.....: 002260	
		Instrument ID..: I8		MDL.....: 0.12		
Vanadium	ND	20.0	ug/L	SW846 6020	08/20-08/26/09	LH8PX1CG
		Dilution Factor: 1		Analysis Time..: 11:46	Analyst ID.....: 002260	
		Instrument ID..: I8		MDL.....: 0.60		
Zinc	**52.8 J**	**20.0**	**ug/L**	**SW846 6020**	**08/20-08/26/09**	**LH8PX1CH**
		Dilution Factor: 1		Analysis Time..: 11:46	Analyst ID.....: 002260	
		Instrument ID..: I8		MDL.....: 0.85		
Mercury	ND	0.20	ug/L	SW846 7470A	08/20/09	LH8PX1CK
		Dilution Factor: 1		Analysis Time..: 17:30	Analyst ID.....: 001576	
		Instrument ID..: H4		MDL.....: 0.10		

NOTE(S):

B Estimated result. Result is less than RL.

J Method blank contamination. The associated method blank contains the target analyte at a reportable level.

Tetra Tech NUS, Inc

Client Sample ID: MRC-MW86B-081309

DISSOLVED Metals

Lot-Sample #...: A9H150168-003 Matrix.....: WG
Date Sampled...: 08/13/09 11:50 Date Received..: 08/15/09

PARAMETER	RESULT	REPORTING LIMIT	UNITS	METHOD	PREPARATION-ANALYSIS DATE	WORK ORDER #
Prep Batch #...: 9232038						
Silver	ND	1.0	ug/L	SW846 6020	08/20-08/26/09	LH8P31CE
		Dilution Factor: 1		Analysis Time..: 12:01	Analyst ID.....: 002260	
		Instrument ID..: I8		MDL.....: 0.033		
Arsenic	**0.60 B**	**5.0**	**ug/L**	**SW846 6020**	**08/20-08/26/09**	**LH8P31AC**
		Dilution Factor: 1		Analysis Time..: 12:01	Analyst ID.....: 002260	
		Instrument ID..: I8		MDL.....: 0.21		
Barium	**226 J**	**1.0**	**ug/L**	**SW846 6020**	**08/20-08/26/09**	**LH8P31AD**
		Dilution Factor: 1		Analysis Time..: 12:01	Analyst ID.....: 002260	
		Instrument ID..: I8		MDL.....: 0.052		
Beryllium	**0.077 B**	**1.0**	**ug/L**	**SW846 6020**	**08/20-08/26/09**	**LH8P31AE**
		Dilution Factor: 1		Analysis Time..: 12:01	Analyst ID.....: 002260	
		Instrument ID..: I8		MDL.....: 0.037		
Cadmium	ND	1.0	ug/L	SW846 6020	08/20-08/26/09	LH8P31AF
		Dilution Factor: 1		Analysis Time..: 12:01	Analyst ID.....: 002260	
		Instrument ID..: I8		MDL.....: 0.027		
Cobalt	**207**	**1.0**	**ug/L**	**SW846 6020**	**08/20-08/26/09**	**LH8P31AG**
		Dilution Factor: 1		Analysis Time..: 12:01	Analyst ID.....: 002260	
		Instrument ID..: I8		MDL.....: 0.033		
Chromium	ND	2.0	ug/L	SW846 6020	08/20-08/26/09	LH8P31CJ
		Dilution Factor: 1		Analysis Time..: 12:01	Analyst ID.....: 002260	
		Instrument ID..: I8		MDL.....: 0.066		
Copper	**0.20 B,J**	**2.0**	**ug/L**	**SW846 6020**	**08/20-08/26/09**	**LH8P31AH**
		Dilution Factor: 1		Analysis Time..: 12:01	Analyst ID.....: 002260	
		Instrument ID..: I8		MDL.....: 0.064		
Iron	**44200 J**	**50.0**	**ug/L**	**SW846 6020**	**08/20-08/26/09**	**LH8P31AJ**
		Dilution Factor: 1		Analysis Time..: 12:01	Analyst ID.....: 002260	
		Instrument ID..: I8		MDL.....: 11.0		
Manganese	**11800 J**	**10.0**	**ug/L**	**SW846 6020**	**08/20-08/26/09**	**LH8P31AL**
		Dilution Factor: 10		Analysis Time..: 18:53	Analyst ID.....: 002260	
		Instrument ID..: I8		MDL.....: 1.4		

(Continued on next page)

Tetra Tech NUS, Inc

Client Sample ID: MRC-MW86B-081309

DISSOLVED Metals

Lot-Sample #...: A9H150168-003 Matrix.....: WG

PARAMETER	RESULT	REPORTING LIMIT	UNITS	METHOD	PREPARATION-ANALYSIS DATE	WORK ORDER #
Molybdenum	**0.73 B**	**2.0**	**ug/L**	**SW846 6020**	**08/20-08/26/09**	**LH8P31CA**
		Dilution Factor: 1		Analysis Time..: 12:01	Analyst ID.....: 002260	
		Instrument ID..: I8		MDL.....: 0.20		
Nickel	**203**	**2.0**	**ug/L**	**SW846 6020**	**08/20-08/26/09**	**LH8P31CC**
		Dilution Factor: 1		Analysis Time..: 12:01	Analyst ID.....: 002260	
		Instrument ID..: I8		MDL.....: 0.10		
Lead	**0.050 B**	**1.0**	**ug/L**	**SW846 6020**	**08/20-08/26/09**	**LH8P31AK**
		Dilution Factor: 1		Analysis Time..: 12:01	Analyst ID.....: 002260	
		Instrument ID..: I8		MDL.....: 0.034		
Antimony	ND	2.0	ug/L	SW846 6020	08/20-08/26/09	LH8P31AA
		Dilution Factor: 1		Analysis Time..: 12:01	Analyst ID.....: 002260	
		Instrument ID..: I8		MDL.....: 0.055		
Selenium	ND	5.0	ug/L	SW846 6020	08/20-08/26/09	LH8P31CD
		Dilution Factor: 1		Analysis Time..: 12:01	Analyst ID.....: 002260	
		Instrument ID..: I8		MDL.....: 0.14		
Thallium	ND	1.0	ug/L	SW846 6020	08/20-08/26/09	LH8P31CF
		Dilution Factor: 1		Analysis Time..: 12:01	Analyst ID.....: 002260	
		Instrument ID..: I8		MDL.....: 0.12		
Vanadium	ND	20.0	ug/L	SW846 6020	08/20-08/26/09	LH8P31CG
		Dilution Factor: 1		Analysis Time..: 12:01	Analyst ID.....: 002260	
		Instrument ID..: I8		MDL.....: 0.60		
Zinc	**188 J**	**20.0**	**ug/L**	**SW846 6020**	**08/20-08/26/09**	**LH8P31CH**
		Dilution Factor: 1		Analysis Time..: 12:01	Analyst ID.....: 002260	
		Instrument ID..: I8		MDL.....: 0.85		
Mercury	ND	0.20	ug/L	SW846 7470A	08/20/09	LH8P31CK
		Dilution Factor: 1		Analysis Time..: 17:34	Analyst ID.....: 001576	
		Instrument ID..: H4		MDL.....: 0.10		

NOTE(S):

B Estimated result. Result is less than RL.

J Method blank contamination. The associated method blank contains the target analyte at a reportable level.

Tetra Tech NUS, Inc

Client Sample ID: MRC-MW83A-081309

DISSOLVED Metals

Lot-Sample #...: A9H150168-004 Matrix.....: WG
Date Sampled...: 08/13/09 14:32 Date Received..: 08/15/09

PARAMETER	RESULT	REPORTING LIMIT	UNITS	METHOD	PREPARATION-ANALYSIS DATE	WORK ORDER #
Prep Batch #...: 9232038						
Silver	ND	1.0	ug/L	SW846 6020	08/20-08/26/09	LH8P41CE
		Dilution Factor: 1		Analysis Time..: 12:09	Analyst ID.....: 002260	
		Instrument ID..: I8		MDL.....: 0.033		
Arsenic	ND	5.0	ug/L	SW846 6020	08/20-08/26/09	LH8P41AC
		Dilution Factor: 1		Analysis Time..: 12:09	Analyst ID.....: 002260	
		Instrument ID..: I8		MDL.....: 0.21		
Barium	**5.2 J**	**1.0**	**ug/L**	**SW846 6020**	**08/20-08/26/09**	**LH8P41AD**
		Dilution Factor: 1		Analysis Time..: 12:09	Analyst ID.....: 002260	
		Instrument ID..: I8		MDL.....: 0.052		
Beryllium	**0.12 B**	**1.0**	**ug/L**	**SW846 6020**	**08/20-08/26/09**	**LH8P41AE**
		Dilution Factor: 1		Analysis Time..: 12:09	Analyst ID.....: 002260	
		Instrument ID..: I8		MDL.....: 0.037		
Cadmium	ND	1.0	ug/L	SW846 6020	08/20-08/26/09	LH8P41AF
		Dilution Factor: 1		Analysis Time..: 12:09	Analyst ID.....: 002260	
		Instrument ID..: I8		MDL.....: 0.027		
Cobalt	**2.1**	**1.0**	**ug/L**	**SW846 6020**	**08/20-08/26/09**	**LH8P41AG**
		Dilution Factor: 1		Analysis Time..: 12:09	Analyst ID.....: 002260	
		Instrument ID..: I8		MDL.....: 0.033		
Chromium	ND	2.0	ug/L	SW846 6020	08/20-08/26/09	LH8P41CJ
		Dilution Factor: 1		Analysis Time..: 12:09	Analyst ID.....: 002260	
		Instrument ID..: I8		MDL.....: 0.066		
Copper	**0.66 B,J**	**2.0**	**ug/L**	**SW846 6020**	**08/20-08/26/09**	**LH8P41AH**
		Dilution Factor: 1		Analysis Time..: 12:09	Analyst ID.....: 002260	
		Instrument ID..: I8		MDL.....: 0.064		
Iron	**174 J**	**50.0**	**ug/L**	**SW846 6020**	**08/20-08/26/09**	**LH8P41AJ**
		Dilution Factor: 1		Analysis Time..: 12:09	Analyst ID.....: 002260	
		Instrument ID..: I8		MDL.....: 11.0		
Manganese	**19.0 J**	**1.0**	**ug/L**	**SW846 6020**	**08/20-08/26/09**	**LH8P41AL**
		Dilution Factor: 1		Analysis Time..: 12:09	Analyst ID.....: 002260	
		Instrument ID..: I8		MDL.....: 0.14		

(Continued on next page)

Tetra Tech NUS, Inc

Client Sample ID: MRC-MW83A-081309

DISSOLVED Metals

Lot-Sample #...: A9H150168-004 Matrix.....: WG

PARAMETER	RESULT	REPORTING LIMIT	UNITS	METHOD	PREPARATION-ANALYSIS DATE	WORK ORDER #
Molybdenum	ND	2.0	ug/L	SW846 6020	08/20-08/26/09	LH8P41CA
		Dilution Factor: 1		Analysis Time..: 12:09	Analyst ID.....: 002260	
		Instrument ID..: I8		MDL.....: 0.20		
Nickel	**4.5**	**2.0**	**ug/L**	**SW846 6020**	**08/20-08/26/09**	**LH8P41CC**
		Dilution Factor: 1		Analysis Time..: 12:09	Analyst ID.....: 002260	
		Instrument ID..: I8		MDL.....: 0.10		
Lead	**0.041 B**	**1.0**	**ug/L**	**SW846 6020**	**08/20-08/26/09**	**LH8P41AK**
		Dilution Factor: 1		Analysis Time..: 12:09	Analyst ID.....: 002260	
		Instrument ID..: I8		MDL.....: 0.034		
Antimony	ND	2.0	ug/L	SW846 6020	08/20-08/26/09	LH8P41AA
		Dilution Factor: 1		Analysis Time..: 12:09	Analyst ID.....: 002260	
		Instrument ID..: I8		MDL.....: 0.055		
Selenium	ND	5.0	ug/L	SW846 6020	08/20-08/26/09	LH8P41CD
		Dilution Factor: 1		Analysis Time..: 12:09	Analyst ID.....: 002260	
		Instrument ID..: I8		MDL.....: 0.14		
Thallium	ND	1.0	ug/L	SW846 6020	08/20-08/26/09	LH8P41CF
		Dilution Factor: 1		Analysis Time..: 12:09	Analyst ID.....: 002260	
		Instrument ID..: I8		MDL.....: 0.12		
Vanadium	ND	20.0	ug/L	SW846 6020	08/20-08/26/09	LH8P41CG
		Dilution Factor: 1		Analysis Time..: 12:09	Analyst ID.....: 002260	
		Instrument ID..: I8		MDL.....: 0.60		
Zinc	**15.8 B,J**	**20.0**	**ug/L**	**SW846 6020**	**08/20-08/26/09**	**LH8P41CH**
		Dilution Factor: 1		Analysis Time..: 12:09	Analyst ID.....: 002260	
		Instrument ID..: I8		MDL.....: 0.85		
Mercury	ND	0.20	ug/L	SW846 7470A	08/20/09	LH8P41CK
		Dilution Factor: 1		Analysis Time..: 17:42	Analyst ID.....: 001576	
		Instrument ID..: H4		MDL.....: 0.10		

NOTE(S):

J Method blank contamination. The associated method blank contains the target analyte at a reportable level.

B Estimated result. Result is less than RL.

Tetra Tech NUS, Inc

Client Sample ID: MRC-MW84A-081409

DISSOLVED Metals

Lot-Sample #...: A9H150168-005 Matrix.....: WG
Date Sampled...: 08/14/09 11:15 Date Received..: 08/15/09

PARAMETER	RESULT	REPORTING LIMIT	UNITS	METHOD	PREPARATION-ANALYSIS DATE	WORK ORDER #
Prep Batch #...: 9232038						
Silver	ND	1.0	ug/L	SW846 6020	08/20-08/26/09	LH8P61CE
		Dilution Factor: 1		Analysis Time..: 12:17	Analyst ID.....: 002260	
		Instrument ID..: I8		MDL.....: 0.033		
Arsenic	ND	5.0	ug/L	SW846 6020	08/20-08/26/09	LH8P61AC
		Dilution Factor: 1		Analysis Time..: 12:17	Analyst ID.....: 002260	
		Instrument ID..: I8		MDL.....: 0.21		
Barium	**28.9 J**	**1.0**	**ug/L**	**SW846 6020**	**08/20-08/26/09**	**LH8P61AD**
		Dilution Factor: 1		Analysis Time..: 12:17	Analyst ID.....: 002260	
		Instrument ID..: I8		MDL.....: 0.052		
Beryllium	**0.60 B**	**1.0**	**ug/L**	**SW846 6020**	**08/20-08/26/09**	**LH8P61AE**
		Dilution Factor: 1		Analysis Time..: 12:17	Analyst ID.....: 002260	
		Instrument ID..: I8		MDL.....: 0.037		
Cadmium	**0.14 B**	**1.0**	**ug/L**	**SW846 6020**	**08/20-08/26/09**	**LH8P61AF**
		Dilution Factor: 1		Analysis Time..: 12:17	Analyst ID.....: 002260	
		Instrument ID..: I8		MDL.....: 0.027		
Cobalt	**38.4**	**1.0**	**ug/L**	**SW846 6020**	**08/20-08/26/09**	**LH8P61AG**
		Dilution Factor: 1		Analysis Time..: 12:17	Analyst ID.....: 002260	
		Instrument ID..: I8		MDL.....: 0.033		
Chromium	**0.13 B**	**2.0**	**ug/L**	**SW846 6020**	**08/20-08/26/09**	**LH8P61CJ**
		Dilution Factor: 1		Analysis Time..: 12:17	Analyst ID.....: 002260	
		Instrument ID..: I8		MDL.....: 0.066		
Copper	**1.8 B,J**	**2.0**	**ug/L**	**SW846 6020**	**08/20-08/26/09**	**LH8P61AH**
		Dilution Factor: 1		Analysis Time..: 12:17	Analyst ID.....: 002260	
		Instrument ID..: I8		MDL.....: 0.064		
Iron	**34.9 B,J**	**50.0**	**ug/L**	**SW846 6020**	**08/20-08/26/09**	**LH8P61AJ**
		Dilution Factor: 1		Analysis Time..: 12:17	Analyst ID.....: 002260	
		Instrument ID..: I8		MDL.....: 11.0		
Manganese	**222 J**	**1.0**	**ug/L**	**SW846 6020**	**08/20-08/26/09**	**LH8P61AL**
		Dilution Factor: 1		Analysis Time..: 12:17	Analyst ID.....: 002260	
		Instrument ID..: I8		MDL.....: 0.14		

(Continued on next page)

Tetra Tech NUS, Inc

Client Sample ID: MRC-MW84A-081409

DISSOLVED Metals

Lot-Sample #...: A9H150168-005 Matrix.....: WG

PARAMETER	RESULT	REPORTING LIMIT	UNITS	METHOD	PREPARATION-ANALYSIS DATE	WORK ORDER #
Molybdenum	ND	2.0	ug/L	SW846 6020	08/20-08/26/09	LH8P61CA
		Dilution Factor: 1		Analysis Time..: 12:17	Analyst ID.....: 002260	
		Instrument ID..: I8		MDL.....: 0.20		
Nickel	55.7	2.0	ug/L	SW846 6020	08/20-08/26/09	LH8P61CC
		Dilution Factor: 1		Analysis Time..: 12:17	Analyst ID.....: 002260	
		Instrument ID..: I8		MDL.....: 0.10		
Lead	0.11 B	1.0	ug/L	SW846 6020	08/20-08/26/09	LH8P61AK
		Dilution Factor: 1		Analysis Time..: 12:17	Analyst ID.....: 002260	
		Instrument ID..: I8		MDL.....: 0.034		
Antimony	0.095 B	2.0	ug/L	SW846 6020	08/20-08/26/09	LH8P61AA
		Dilution Factor: 1		Analysis Time..: 12:17	Analyst ID.....: 002260	
		Instrument ID..: I8		MDL.....: 0.055		
Selenium	0.16 B	5.0	ug/L	SW846 6020	08/20-08/26/09	LH8P61CD
		Dilution Factor: 1		Analysis Time..: 12:17	Analyst ID.....: 002260	
		Instrument ID..: I8		MDL.....: 0.14		
Thallium	ND	1.0	ug/L	SW846 6020	08/20-08/26/09	LH8P61CF
		Dilution Factor: 1		Analysis Time..: 12:17	Analyst ID.....: 002260	
		Instrument ID..: I8		MDL.....: 0.12		
Vanadium	ND	20.0	ug/L	SW846 6020	08/20-08/26/09	LH8P61CG
		Dilution Factor: 1		Analysis Time..: 12:17	Analyst ID.....: 002260	
		Instrument ID..: I8		MDL.....: 0.60		
Zinc	315 J	20.0	ug/L	SW846 6020	08/20-08/26/09	LH8P61CH
		Dilution Factor: 1		Analysis Time..: 12:17	Analyst ID.....: 002260	
		Instrument ID..: I8		MDL.....: 0.85		
Mercury	ND	0.20	ug/L	SW846 7470A	08/20/09	LH8P61CK
		Dilution Factor: 1		Analysis Time..: 17:45	Analyst ID.....: 001576	
		Instrument ID..: H4		MDL.....: 0.10		

NOTE(S):

J Method blank contamination. The associated method blank contains the target analyte at a reportable level.

B Estimated result. Result is less than RL.

Tetra Tech NUS, Inc

Client Sample ID: MRC-MW74A-081409

DISSOLVED Metals

Lot-Sample #...: A9H150168-006 Matrix.....: WG
Date Sampled...: 08/14/09 13:58 Date Received..: 08/15/09

PARAMETER	RESULT	REPORTING LIMIT	UNITS	METHOD	PREPARATION-ANALYSIS DATE	WORK ORDER #
Prep Batch #...: 9232038						
Silver	ND	1.0	ug/L	SW846 6020	08/20-08/26/09	LH8P81CE
		Dilution Factor: 1		Analysis Time..: 12:37	Analyst ID.....: 002260	
		Instrument ID..: I8		MDL.....: 0.033		
Arsenic	**1.1 B**	**5.0**	**ug/L**	**SW846 6020**	**08/20-08/26/09**	**LH8P81AC**
		Dilution Factor: 1		Analysis Time..: 12:37	Analyst ID.....: 002260	
		Instrument ID..: I8		MDL.....: 0.21		
Barium	**48.8 J**	**1.0**	**ug/L**	**SW846 6020**	**08/20-08/26/09**	**LH8P81AD**
		Dilution Factor: 1		Analysis Time..: 12:37	Analyst ID.....: 002260	
		Instrument ID..: I8		MDL.....: 0.052		
Beryllium	**0.70 B**	**1.0**	**ug/L**	**SW846 6020**	**08/20-08/26/09**	**LH8P81AE**
		Dilution Factor: 1		Analysis Time..: 12:37	Analyst ID.....: 002260	
		Instrument ID..: I8		MDL.....: 0.037		
Cadmium	**0.094 B**	**1.0**	**ug/L**	**SW846 6020**	**08/20-08/26/09**	**LH8P81AF**
		Dilution Factor: 1		Analysis Time..: 12:37	Analyst ID.....: 002260	
		Instrument ID..: I8		MDL.....: 0.027		
Cobalt	**19.4**	**1.0**	**ug/L**	**SW846 6020**	**08/20-08/26/09**	**LH8P81AG**
		Dilution Factor: 1		Analysis Time..: 12:37	Analyst ID.....: 002260	
		Instrument ID..: I8		MDL.....: 0.033		
Chromium	ND	2.0	ug/L	SW846 6020	08/20-08/26/09	LH8P81CJ
		Dilution Factor: 1		Analysis Time..: 12:37	Analyst ID.....: 002260	
		Instrument ID..: I8		MDL.....: 0.066		
Copper	**2.2 J**	**2.0**	**ug/L**	**SW846 6020**	**08/20-08/26/09**	**LH8P81AH**
		Dilution Factor: 1		Analysis Time..: 12:37	Analyst ID.....: 002260	
		Instrument ID..: I8		MDL.....: 0.064		
Iron	**123 J**	**50.0**	**ug/L**	**SW846 6020**	**08/20-08/26/09**	**LH8P81AJ**
		Dilution Factor: 1		Analysis Time..: 12:37	Analyst ID.....: 002260	
		Instrument ID..: I8		MDL.....: 11.0		
Manganese	**1880 J**	**1.0**	**ug/L**	**SW846 6020**	**08/20-08/26/09**	**LH8P81AL**
		Dilution Factor: 1		Analysis Time..: 12:37	Analyst ID.....: 002260	
		Instrument ID..: I8		MDL.....: 0.14		

(Continued on next page)

Tetra Tech NUS, Inc

Client Sample ID: MRC-MW74A-081409

DISSOLVED Metals

Lot-Sample #...: A9H150168-006 Matrix.....: WG

PARAMETER	RESULT	REPORTING LIMIT	UNITS	METHOD	PREPARATION-ANALYSIS DATE	WORK ORDER #
Molybdenum	ND	2.0	ug/L	SW846 6020	08/20-08/26/09	LH8P81CA
		Dilution Factor: 1		Analysis Time..: 12:37	Analyst ID.....: 002260	
		Instrument ID..: I8		MDL.....: 0.20		
Nickel	**4.2**	**2.0**	**ug/L**	**SW846 6020**	**08/20-08/26/09**	**LH8P81CC**
		Dilution Factor: 1		Analysis Time..: 12:37	Analyst ID.....: 002260	
		Instrument ID..: I8		MDL.....: 0.10		
Lead	**0.050 B**	**1.0**	**ug/L**	**SW846 6020**	**08/20-08/26/09**	**LH8P81AK**
		Dilution Factor: 1		Analysis Time..: 12:37	Analyst ID.....: 002260	
		Instrument ID..: I8		MDL.....: 0.034		
Antimony	**0.080 B**	**2.0**	**ug/L**	**SW846 6020**	**08/20-08/26/09**	**LH8P81AA**
		Dilution Factor: 1		Analysis Time..: 12:37	Analyst ID.....: 002260	
		Instrument ID..: I8		MDL.....: 0.055		
Selenium	**1.8 B**	**5.0**	**ug/L**	**SW846 6020**	**08/20-08/26/09**	**LH8P81CD**
		Dilution Factor: 1		Analysis Time..: 12:37	Analyst ID.....: 002260	
		Instrument ID..: I8		MDL.....: 0.14		
Thallium	ND	1.0	ug/L	SW846 6020	08/20-08/26/09	LH8P81CF
		Dilution Factor: 1		Analysis Time..: 12:37	Analyst ID.....: 002260	
		Instrument ID..: I8		MDL.....: 0.12		
Vanadium	ND	20.0	ug/L	SW846 6020	08/20-08/26/09	LH8P81CG
		Dilution Factor: 1		Analysis Time..: 12:37	Analyst ID.....: 002260	
		Instrument ID..: I8		MDL.....: 0.60		
Zinc	**32.1 J**	**20.0**	**ug/L**	**SW846 6020**	**08/20-08/26/09**	**LH8P81CH**
		Dilution Factor: 1		Analysis Time..: 12:37	Analyst ID.....: 002260	
		Instrument ID..: I8		MDL.....: 0.85		
Mercury	ND	0.20	ug/L	SW846 7470A	08/20/09	LH8P81CK
		Dilution Factor: 1		Analysis Time..: 17:48	Analyst ID.....: 001576	
		Instrument ID..: H4		MDL.....: 0.10		

NOTE(S):

B Estimated result. Result is less than RL.

J Method blank contamination. The associated method blank contains the target analyte at a reportable level.

Tetra Tech NUS, Inc

Client Sample ID: MRC-MW60B-081209

General Chemistry

Lot-Sample #...: A9H130253-006 Work Order #...: LH45Q Matrix.....: WG
Date Sampled...: 08/12/09 10:05 Date Received..: 08/13/09

PARAMETER	RESULT	RL	UNITS	METHOD	PREPARATION-ANALYSIS DATE	PREP BATCH #
Chloride	9.0	1.0	mg/L	MCAWW 300.0A	08/14/09	9226088
		Dilution Factor: 1		MDL.....: 0.10		
Dissolved Organic Carbon	2	1	mg/L	SW846 9060	08/19/09	9231300
		Dilution Factor: 1		MDL.....: 0.2		
Nitrate as N	0.10	0.10	mg/L	MCAWW 300.0A	08/14/09	9226089
		Dilution Factor: 1		MDL.....: 0.023		
Nitrite as N	ND	0.10	mg/L	MCAWW 300.0A	08/14/09	9226097
		Dilution Factor: 1		MDL.....: 0.012		
Nitrogen, as Ammonia	ND	0.2	mg/L	MCAWW 350.3	08/24/09	9236283
		Dilution Factor: 1		MDL.....: 0.1		
Phosphate as P, Ortho	0.10 B	0.50	mg/L	MCAWW 300.0A	08/14/09	9226095
		Dilution Factor: 1		MDL.....: 0.044		
Sulfate	5.8 J	1.0	mg/L	MCAWW 300.0A	08/14/09	9226090
		Dilution Factor: 1		MDL.....: 0.12		
Total Alkalinity	57 J	5.0	mg/L	MCAWW 310.1	08/14/09	9229403
		Dilution Factor: 1		MDL.....: 1.1		
Total Dissolved Solids	97	10	mg/L	MCAWW 160.1	08/15-08/17/09	9227072
		Dilution Factor: 1		MDL.....: 3.1		

NOTE(S):

RL Reporting Limit

B Estimated result. Result is less than RL.

J Method blank contamination. The associated method blank contains the target analyte at a reportable level.

Tetra Tech NUS, Inc

Client Sample ID: MRC-MW48A-081209

General Chemistry

Lot-Sample #...: A9H130253-007 Work Order #...: LH46D Matrix.....: WG
Date Sampled...: 08/12/09 11:32 Date Received..: 08/13/09

PARAMETER	RESULT	RL	UNITS	METHOD	PREPARATION-ANALYSIS DATE	PREP BATCH #
Chloride	76.7	1.0	mg/L	MCAWW 300.0A	08/14/09	9226088
		Dilution Factor: 1		MDL.....: 0.10		
Dissolved Organic Carbon	4	1	mg/L	SW846 9060	08/19/09	9231300
		Dilution Factor: 1		MDL.....: 0.2		
Nitrate as N	ND	0.10	mg/L	MCAWW 300.0A	08/14/09	9226089
		Dilution Factor: 1		MDL.....: 0.023		
Nitrite as N	ND	0.10	mg/L	MCAWW 300.0A	08/14/09	9226097
		Dilution Factor: 1		MDL.....: 0.012		
Nitrogen, as Ammonia	ND	0.2	mg/L	MCAWW 350.3	08/24/09	9236283
		Dilution Factor: 1		MDL.....: 0.1		
Phosphate as P, Ortho	0.10 B	0.50	mg/L	MCAWW 300.0A	08/14/09	9226095
		Dilution Factor: 1		MDL.....: 0.044		
Sulfate	3.6 J	1.0	mg/L	MCAWW 300.0A	08/14/09	9226090
		Dilution Factor: 1		MDL.....: 0.12		
Total Alkalinity	48 J	5.0	mg/L	MCAWW 310.1	08/14/09	9229403
		Dilution Factor: 1		MDL.....: 1.1		
Total Dissolved Solids	220	10	mg/L	MCAWW 160.1	08/15-08/17/09	9227072
		Dilution Factor: 1		MDL.....: 3.1		

NOTE(S):

RL Reporting Limit

B Estimated result. Result is less than RL.

J Method blank contamination. The associated method blank contains the target analyte at a reportable level.

Appendix C

Support Documentation

CASE NARRATIVE

9H13253

The following report contains the analytical results for twelve water samples and two quality control samples submitted to TestAmerica North Canton by Tetra Tech NUS, Inc. from the Middle River Center Site. The samples were received August 13, 2009 and August 15, 2009, according to documented sample acceptance procedures.

This SDG consists of (2) laboratory ID's: A9H130253 and A9H150168.

TestAmerica utilizes USEPA approved methods in all analytical work. The samples presented in this report were analyzed for the parameter(s) listed on the analytical methods summary page in accordance with the method(s) indicated. Preliminary results were provided to Dev Murali, Tobrena Skeen, and Tony Apanavage on August 27, 2009. A summary of QC data for these analyses is included at the back of the report.

TestAmerica North Canton attests to the validity of the laboratory data generated by TestAmerica facilities reported herein. All analyses performed by TestAmerica facilities were done using established laboratory SOPs that incorporate QA/QC procedures described in the applicable methods. TestAmerica's operations groups have reviewed the data for compliance with the laboratory QA/QC plan, and data have been found to be compliant with laboratory protocols unless otherwise noted below.

The test results in this report meet all NELAP requirements for parameters for which accreditation is required or available. Any exceptions to NELAP requirements are noted in this report. Pursuant to NELAP, this report may not be reproduced, except in full, without the written approval of the laboratory.

Please refer to the Quality Control Elements Narrative following this case narrative for additional quality control information.

If you have any questions, please call the Project Manager, Patrick J. O'Meara, at 330-497-9396.

This report is sequentially paginated. The final page of the report is labeled as "END OF REPORT."

SUPPLEMENTAL QC INFORMATION

SAMPLE RECEIVING

The temperatures of the coolers upon sample receipt were 1.7 and 4.2°C.

CASE NARRATIVE (continued)

GC/MS VOLATILES

The sample(s) that contain results between the MDL and the RL were flagged with "J". There is a possibility of false positive or mis-identification at these quantitation levels. In analytical methods requiring confirmation of the analyte reported, confirmation was performed only down to the standard reporting limit (SRL). The acceptance criteria for QC samples may not be met at these quantitation levels.

2-Chloroethyl vinyl ether cannot be reliably recovered in an acid preserved sample.

GC/MS SEMIVOLATILES

The analytical results met the requirements of the laboratory's QA/QC program.

DISSOLVED GASES/RSK

The sample(s) that contain results between the MDL and the RL were flagged with "J". There is a possibility of false positive or mis-identification at these quantitation levels. In analytical methods requiring confirmation of the analyte reported, confirmation was performed only down to the standard reporting limit (SRL). The acceptance criteria for QC samples may not be met at these quantitation levels.

The matrix spike/matrix spike duplicate(s) for batch(es) 9232099 had RPD's and recoveries outside acceptance limits. However, since the associated method blank(s) and laboratory control sample(s) were in control, no corrective action was necessary.

For batch(es) 9232099, due to an inconsistent regulator, the gas standards used for generating the primary source and secondary source are not compatible. The second source ICV passes nominally, but the primary source is being used for continuing calibration, batch QC spikes and matrix spikes until the problem is resolved.

METALS

The sample(s) that contain results between the MDL and the RL were flagged with "B". There is the possibility of false positive or mis-identification at these quantitation levels. The acceptance criteria for the ICB, CCB, and Method Blank are +/- the standard reporting limit (SRL).

The sample(s) that contained concentrations of target analyte(s) at a reportable level in the associated Method Blank(s) were flagged with "J". Refer to the sample report pages for the affected analyte(s).

CASE NARRATIVE (continued)

METALS (continued)

Matrix spike recovery and relative percent difference (RPD) data were not calculated for some analytes for MRC-MW76B-081109 and MRC-MW86A-081309 due to the sample concentration reading greater than four times the spike amount. See the Matrix Spike Report for the affected analytes which will be flagged with "NC, MSB".

The sample duplicate RPD was outside the acceptance limits for some analytes. The result is less than five times the reporting limit; therefore, no corrective action is required. Refer to the sample duplicate report for RPDS that exceed 20%.

GENERAL CHEMISTRY

The sample(s) that contain results between the MDL and the RL were flagged with "B". There is the possibility of false positive or mis-identification at these quantitation levels. The acceptance criteria for the ICB, CCB, and Method Blank are +/- the standard reporting limit (SRL).

The sample(s) that contained concentrations of target analyte(s) at a reportable level in the associated Method Blank(s) were flagged with "J". Refer to the sample report pages for the affected analytes(s).

The matrix spike/matrix spike duplicate(s) for batch(es) 9226095 had recoveries outside acceptance limits. However, since the associated method blank(s) and laboratory control sample(s) were in control, no corrective action was necessary.

For batch(es) 9226095, the CCV exceeded method criteria on the high side. Since the sample(s) MRC-MW60B-081209 and MRC-MW48A-081209 results were below the requested reporting limit the results were accepted.

TDS batch(es) 9227072 originally contained two duplicate samples. However, after the test was run, one of the parent samples was deleted leaving only one duplicate in the batch. Results are reported.

SAMPLE SUMMARY

9H13253 : A9H130253

WO #	SAMPLE#	CLIENT SAMPLE ID	SAMPLED DATE	SAMP TIME
LH44C	001	TB-081109	08/11/09	08:00
LH44N	002	MRC-MW76B-081109	08/11/09	09:56
LH45E	003	MRC-MW79B-081109	08/11/09	11:18
LH45K	004	MRC-MW73B-081109	08/11/09	13:48
LH45N	005	MRC-MW78B-081109	08/11/09	15:19
LH45Q	006	MRC-MW60B-081209	08/12/09	10:05
LH46D	007	MRC-MW48A-081209	08/12/09	11:32
LH46E	008	MRC-MW85A-081209	08/12/09	15:59

NOTE(S):

- The analytical results of the samples listed above are presented on the following pages.
- All calculations are performed before rounding to avoid round-off errors in calculated results.
- Results noted as "ND" were not detected at or above the stated limit.
- This report must not be reproduced, except in full, without the written approval of the laboratory.
- Results for the following parameters are never reported on a dry weight basis: color, corrosivity, density, flashpoint, ignitability, layers, odor, paint filter test, pH, porosity pressure, reactivity, redox potential, specific gravity, spot tests, solids, solubility, temperature, viscosity, and weight.

(Continued on next page)

SAMPLE SUMMARY

9H13253 : A9H150168

WO #	SAMPLE#	CLIENT SAMPLE ID	SAMPLED DATE	SAMP TIME
LH8PP	001	TB-081309	08/13/09	08:00
LH8PX	002	MRC-MW86A-081309	08/13/09	10:20
LH8P3	003	MRC-MW86B-081309	08/13/09	11:50
LH8P4	004	MRC-MW83A-081309	08/13/09	14:32
LH8P6	005	MRC-MW84A-081409	08/14/09	11:15
LH8P8	006	MRC-MW74A-081409	08/14/09	13:58

NOTE(S):

- The analytical results of the samples listed above are presented on the following pages.
- All calculations are performed before rounding to avoid round-off errors in calculated results.
- Results noted as "ND" were not detected at or above the stated limit.
- This report must not be reproduced, except in full, without the written approval of the laboratory.
- Results for the following parameters are never reported on a dry weight basis: color, corrosivity, density, flashpoint, ignitability, layers, odor, paint filter test, pH, porosity pressure, reactivity, redox potential, specific gravity, spot tests, solids, solubility, temperature, viscosity, and weight.

Chain of Custody Record

Temperature on Receipt _____

Drinking Water? Yes☐ No☐

TestAmerica

THE LEADER IN ENVIRONMENTAL TESTING

TAL-4124 (1007)

Client: Tetra Tech MWS	Project Manager: Tony Apanavage	Date: 8-11-09	Chain of Custody Number: 141132
Address: 20251 Century Blvd STE 200	Telephone Number (Area Code)/Fax Number: (301) 528-3021	Lab Number:	Page 1 of 1
City: Germantown / State: MD / Zip Code: 20874	Site Contact: Walt Pryor	Lab Contact:	
Project Name and Location (State): Groundwater Sampling 2009	Carrier/Waybill Number:		
Contract/Purchase Order/Quote No.: Middle River Center			

Sample I.D. No. and Description (Containers for each sample may be combined on one line)	Date	Time	Matrix: Air	Aqueous	Sed.	Soil	Containers & Preservatives: Unpres.	H2SO4	HNO3	HCl	NaOH	Zn Ac/ NaOH	VOCs	Total ppm	0.55 ppm	1,4 Dioxane	Diss Gasses	Ammonia-N	Fe II/III	DOC	Alk, TDS, Anions	Special Instructions/ Conditions of Receipt
TB-081109	8-11-09	0800		X						X			X									
MRC-MW76B-081109		0956		X					X	X			X	X	X							
MRC-MW79B-081109		1118		X					X	X			X	X	X							
MRC-MW73B-081109		1348		X					X	X			X	X	X							
MRC-MW78B-081109		1519		X					X	X			X	X	X							
MRC-MW60B-081209	8-12-09	1005		X			X	X	X	X			X	X	X		X	X	X	X	X	
MRC-MW48A-081209		1132		X			X	X	X	X			X	X	X		X	X	X	X	X	
MRC-MW85A-081209		1559		X			X		X	X			X	X	X	X						

Possible Hazard Identification

☐ Non-Hazard ☐ Flammable ☐ Skin Irritant ☐ Poison B ☐ Unknown

Sample Disposal

☐ Return To Client ☐ Disposal By Lab ☐ Archive For _____ Months (A fee may be assessed if samples are retained longer than 1 month)

Turn Around Time Required

☐ 24 Hours ☐ 48 Hours ☐ 7 Days ☐ 14 Days ☐ 21 Days ☐ Other _____

QC Requirements (Specify)

	Date	Time		Date	Time
1. Relinquished By: Walt Pryor	8-12-09	1700	1. Received By: TEST AMERICA	8AUG09	0820
2. Relinquished By			2. Received By		
3. Relinquished By			3. Received By		

Comments

DISTRIBUTION: WHITE - Returned to Client with Report; CANARY - Stays with the Sample; PINK - Field Copy

North Canton

25

Chain of Custody Record

Temperature on Receipt _____

Drinking Water? Yes ☐ No ☐

TestAmerica

THE LEADER IN ENVIRONMENTAL TESTING

28

TAL-4124 (1007)

Client: Tetra Tech NUS	Project Manager: Tony Aparicio	Date: 8-13-09	Chain of Custody Number: 141133
Address: 20251 Century Blvd STE 200	Telephone Number (Area Code)/Fax Number: (301) 528-3021	Lab Number:	Page 1 of 1
City: Germantown / State: MD / Zip Code: 20874	Site Contact: Walt Payne	Lab Contact:	
Project Name and Location (State): Groundwater Sampling 2009	Carrier/Waybill Number:		
Contract/Purchase Order/Quote No.: Middle River Center			

Sample I.D. No. and Description (Containers for each sample may be combined on one line)	Date	Time	Matrix: Air	Aqueous	Sed.	Soil	Containers & Preservatives: Unpres.	H2SO4	HNO3	HCl	NaOH	ZnAc/ NaOH	Analysis: VOCs	Total Iron	Diss Iron	1,4 Dioxane	Special Instructions/ Conditions of Receipt
TB-081309	8-13-09	0800		X						X			X				
MNC-MW86A-081309		1020		X			X		X	X			X	X	X	X	
MNC-MW86B-081309		1150		X			X		X	X			X	X	X	X	
MNC-MW83A-081309	↓	1432		X			X		X	X			X	X	X	X	
MNC-MW84A-081409	8-14-09	1115		X			X		X	X			X	X	X	X	
MNC-MW74A-081409	↓	1358		X					X	X			X	X	X		

Possible Hazard Identification
☐ Non-Hazard ☐ Flammable ☐ Skin Irritant ☐ Poison B ☐ Unknown

Sample Disposal
☐ Return To Client ☐ Disposal By Lab ☐ Archive For _____ Months (A fee may be assessed if samples are retained longer than 1 month)

Turn Around Time Required
☐ 24 Hours ☐ 48 Hours ☐ 7 Days ☐ 14 Days ☐ 21 Days ☐ Other _____

QC Requirements (Specify)

	Date	Time		Date	Time
1. Relinquished By: Walt Payne	8-14-09	1700	1. Received By:	8-15-09	10:00
2. Relinquished By			2. Received By		
3. Relinquished By			3. Received By		

Comments

DISTRIBUTION: WHITE - Returned to Client with Report; CANARY - Stays with the Sample; PINK - Field Copy

North Canton

TestAmerica Cooler Receipt Form/Narrative **Lot Number:** 440130253
North Canton Facility

Client TESTAMERICA Project MID RIVER By: (Signature)
Cooler Received on 13 AUG 2009 Opened on 13 AUG 2009
FedEx [X] UPS [ ] DHL [ ] FAS [ ] Stetson [ ] Client Drop Off [ ] TestAmerica Courier [ ] Other
TestAmerica Cooler # Multiple Coolers [ ] Foam Box [ ] Client Cooler [X] Other

1. Were custody seals on the outside of the cooler(s)? Yes [X] No [ ] Intact? Yes [X] No [ ] NA [ ]
   If YES, Quantity 2 Quantity Unsalvageable
   Were custody seals on the outside of cooler(s) signed and dated? Yes [X] No [ ] NA [ ]
   Were custody seals on the bottle(s)? Yes [ ] No [X]
   If YES, are there any exceptions?
2. Shippers' packing slip attached to the cooler(s)? Yes [X] No [ ]
3. Did custody papers accompany the sample(s)? Yes [X] No [ ] Relinquished by client? Yes [X] No [ ]
4. Were the custody papers signed in the appropriate place? Yes [X] No [ ]
5. Packing material used: Bubble Wrap [X] Foam [ ] None [ ] Other
6. Cooler temperature upon receipt 4.2 °C See back of form for multiple coolers/temps [ ]
   METHOD: IR [X] Other [ ]
   COOLANT: Wet Ice [X] Blue Ice [ ] Dry Ice [ ] Water [ ] None [ ]
7. Did all bottles arrive in good condition (Unbroken)? Yes [X] No [ ]
8. Could all bottle labels be reconciled with the COC? Yes [X] No [ ]
9. Were sample(s) at the correct pH upon receipt? Yes [X] No [ ] NA [ ]
10. Were correct bottle(s) used for the test(s) indicated? Yes [X] No [ ]
11. Were air bubbles >6 mm in any VOA vials? Yes [ ] No [X] NA [ ]
12. Sufficient quantity received to perform indicated analyses? Yes [X] No [ ]
13. Was a trip blank present in the cooler(s)? Yes [X] No [ ] Were VOAs on the COC? Yes [X] No [ ]

Contacted PM Date by via Verbal [ ] Voice Mail [ ] Other [ ]
Concerning

14. CHAIN OF CUSTODY

The following discrepancies occurred:

15. SAMPLE CONDITION

Sample(s) were received after the recommended holding time had expired.
Sample(s) were received in a broken container.
Sample(s) were received with bubble >6 mm in diameter. (Notify PM)

16. SAMPLE PRESERVATION

Sample(s) were further preserved in Sample Receiving to meet recommended pH level(s). *Nitric Acid Lot#* 031909-HNO_3; *Sulfuric Acid Lot#* 100108-H_2SO_4; *Sodium Hydroxide Lot#* 073007 -*NaOH; Hydrochloric Acid Lot#* 092006-*HCl; Sodium Hydroxide and Zinc Acetate Lot#* 050205-$(CH_3COO)_2ZN/NaOH$. What time was preservative added to sample(s)?

Client ID	pH	Date	Initials
10B	2 2 2 2	13 AUG 09	MF
9B	2 2 2 2		
7B	2 2 2 2		
8B	2 2 2 2		
6B	2 2 2 2 2 2 2 2		
4&A	2 2 2 2 2 2 2 2		
5&B	2 2 2 2		

HOLDTIME

SDG 9H13253

SORT	UNITS	NSAMPLE	LAB_ID	QC_TYPE	SAMP_DATE	EXTR_DATE	ANAL_DATE	SMP_EXTR	EXTR_ANL	SMP_ANL
HG	UG/L	MRC-MW83A-081309	A9H150168004	NM	8/13/2009	8/20/2009	8/20/2009	6.811	0.317	7.128
HG	UG/L	MRC-MW86A-081309	A9H150168002	NM	8/13/2009	8/20/2009	8/20/2009	6.986	0.309	7.295
HG	UG/L	MRC-MW84A-081409	A9H150168005	NM	8/14/2009	8/20/2009	8/20/2009	5.948	0.322	6.269
HG	UG/L	MRC-MW86B-081309	A9H150168003	NM	8/13/2009	8/20/2009	8/20/2009	6.924	0.315	7.238
HG	UG/L	MRC-MW79B-081109	A9H130253003	NM	8/11/2009	8/20/2009	8/20/2009	8.946	0.296	9.242
HG	UG/L	MRC-MW78B-081109	A9H130253005	NM	8/11/2009	8/20/2009	8/20/2009	8.778	0.288	9.066
HG	UG/L	MRC-MW76B-081109	A9H130253002	NM	8/11/2009	8/20/2009	8/20/2009	9.003	0.282	9.285
HG	UG/L	MRC-MW74A-081409	A9H150168006	NM	8/14/2009	8/20/2009	8/20/2009	5.835	0.324	6.158
HG	UG/L	MRC-MW73B-081109	A9H130253004	NM	8/11/2009	8/20/2009	8/20/2009	8.842	0.29	9.131
HG	UG/L	MRC-MW60B-081209	A9H130253006	NM	8/12/2009	8/20/2009	8/20/2009	7.997	0.291	8.287
HG	UG/L	MRC-MW48A-081209	A9H130253007	NM	8/12/2009	8/20/2009	8/20/2009	7.936	0.293	8.229
HG	UG/L	MRC-MW85A-081209	A9H130253008	NM	8/12/2009	8/20/2009	8/20/2009	7.751	0.298	8.049
M	UG/L	MRC-MW79B-081109	A9H130253003	NM	8/11/2009	8/20/2009	8/24/2009	8.946	4.319	13.26
M	UG/L	MRC-MW86A-081309	A9H150168002	NM	8/13/2009	8/20/2009	8/26/2009	6.986	6.356	13.34
M	UG/L	MRC-MW86A-081309	A9H150168002	NM	8/13/2009	8/20/2009	8/26/2009	6.986	6.071	13.06

SORT	UNITS	NSAMPLE	LAB_ID	QC_TYPE	SAMP_DATE	EXTR_DATE	ANAL_DATE	SMP_EXTR	EXTR_ANL	SMP_ANL
M	UG/L	MRC-MW85A-081209	A9H130253008	NM	8/12/2009	8/20/2009	8/24/2009	7.751	4.353	12.10
M	UG/L	MRC-MW84A-081409	A9H150168005	NM	8/14/2009	8/20/2009	8/26/2009	5.948	6.092	12.04
M	UG/L	MRC-MW83A-081309	A9H150168004	NM	8/13/2009	8/20/2009	8/26/2009	6.811	6.087	12.9
M	UG/L	MRC-MW79B-081109	A9H130253003	NM	8/11/2009	8/20/2009	8/25/2009	8.946	5.101	14.05
M	UG/L	MRC-MW78B-081109	A9H130253005	NM	8/11/2009	8/20/2009	8/24/2009	8.778	4.33	13.11
M	UG/L	MRC-MW76B-081109	A9H130253002	NM	8/11/2009	8/20/2009	8/24/2009	9.003	4.306	13.31
M	UG/L	MRC-MW74A-081409	A9H150168006	NM	8/14/2009	8/20/2009	8/26/2009	5.835	6.106	11.94
M	UG/L	MRC-MW73B-081109	A9H130253004	NM	8/11/2009	8/20/2009	8/24/2009	8.842	4.324	13.17
M	UG/L	MRC-MW86B-081309	A9H150168003	NM	8/13/2009	8/20/2009	8/26/2009	6.924	6.081	13.00
M	UG/L	MRC-MW48A-081209	A9H130253007	NM	8/12/2009	8/20/2009	8/24/2009	7.936	4.348	12.28
M	UG/L	MRC-MW86B-081309	A9H150168003	NM	8/13/2009	8/20/2009	8/26/2009	6.924	6.367	13.29
M	UG/L	MRC-MW60B-081209	A9H130253006	NM	8/12/2009	8/20/2009	8/24/2009	7.997	4.342	12.34
HGF	UG/L	MRC-MW73B-081109	A9H130253004	NM	8/11/2009	8/20/2009	8/20/2009	8.842	0.290	9.132
HGF	UG/L	MRC-MW60B-081209	A9H130253006	NM	8/12/2009	8/20/2009	8/20/2009	7.997	0.292	8.289
HGF	UG/L	MRC-MW48A-081209	A9H130253007	NM	8/12/2009	8/20/2009	8/20/2009	7.936	0.294	8.23
HGF	UG/L	MRC-MW85A-081209	A9H130253008	NM	8/12/2009	8/20/2009	8/20/2009	7.751	0.299	8.049
HGF	UG/L	MRC-MW84A-081409	A9H150168005	NM	8/14/2009	8/20/2009	8/20/2009	5.948	0.323	6.271
HGF	UG/L	MRC-MW86B-081309	A9H150168003	NM	8/13/2009	8/20/2009	8/20/2009	6.924	0.315	7.239

SORT	UNITS	NSAMPLE	LAB_ID	QC_TYPE	SAMP_DATE	EXTR_DATE	ANAL_DATE	SMP_EXTR	EXTR_ANL	SMP_ANL
HGF	UG/L	MRC-MW83A-081309	A9H150168004	NM	8/13/2009	8/20/2009	8/20/2009	6.811	0.321	7.132
HGF	UG/L	MRC-MW74A-081409	A9H150168006	NM	8/14/2009	8/20/2009	8/20/2009	5.835	0.325	6.16
HGF	UG/L	MRC-MW79B-081109	A9H130253003	NM	8/11/2009	8/20/2009	8/20/2009	8.946	0.297	9.243
HGF	UG/L	MRC-MW78B-081109	A9H130253005	NM	8/11/2009	8/20/2009	8/20/2009	8.778	0.289	9.067
HGF	UG/L	MRC-MW76B-081109	A9H130253002	NM	8/11/2009	8/20/2009	8/20/2009	9.003	0.287	9.29
HGF	UG/L	MRC-MW86A-081309	A9H150168002	NM	8/13/2009	8/20/2009	8/20/2009	6.986	0.313	7.299
MF	UG/L	MRC-MW60B-081209	A9H130253006	NM	8/12/2009	8/20/2009	8/24/2009	7.997	4.345	12.34
MF	UG/L	MRC-MW48A-081209	A9H130253007	NM	8/12/2009	8/20/2009	8/24/2009	7.936	4.351	12.29
MF	UG/L	MRC-MW73B-081109	A9H130253004	NM	8/11/2009	8/20/2009	8/24/2009	8.842	4.327	13.17
MF	UG/L	MRC-MW86A-081309	A9H150168002	NM	8/13/2009	8/20/2009	8/26/2009	6.986	6.359	13.35
MF	UG/L	MRC-MW86B-081309	A9H150168003	NM	8/13/2009	8/20/2009	8/26/2009	6.924	6.084	13.01
MF	UG/L	MRC-MW74A-081409	A9H150168006	NM	8/14/2009	8/20/2009	8/26/2009	5.835	6.109	11.94
MF	UG/L	MRC-MW86A-081309	A9H150168002	NM	8/13/2009	8/20/2009	8/26/2009	6.986	6.074	13.06
MF	UG/L	MRC-MW85A-081209	A9H130253008	NM	8/12/2009	8/20/2009	8/24/2009	7.751	4.356	12.11
MF	UG/L	MRC-MW84A-081409	A9H150168005	NM	8/14/2009	8/20/2009	8/26/2009	5.948	6.095	12.04
MF	UG/L	MRC-MW79B-081109	A9H130253003	NM	8/11/2009	8/20/2009	8/25/2009	8.946	5.133	14.08
MF	UG/L	MRC-MW79B-081109	A9H130253003	NM	8/11/2009	8/20/2009	8/24/2009	8.946	4.322	13.27
MF	UG/L	MRC-MW78B-081109	A9H130253005	NM	8/11/2009	8/20/2009	8/24/2009	8.778	4.34	13.12

SORT	UNITS	NSAMPLE	LAB_ID	QC_TYPE	SAMP_DATE	EXTR_DATE	ANAL_DATE	SMP_EXTR	EXTR_ANL	SMP_ANL
MF	UG/L	MRC-MW76B-081109	A9H130253002	NM	8/11/2009	8/20/2009	8/24/2009	9.003	4.311	13.31
MF	UG/L	MRC-MW83A-081309	A9H150168004	NM	8/13/2009	8/20/2009	8/26/2009	6.811	6.09	12.90
MF	UG/L	MRC-MW86B-081309	A9H150168003	NM	8/13/2009	8/20/2009	8/26/2009	6.924	6.370	13.29
ALK	MG/L	MRC-MW48A-081209	A9H130253007	NM	8/12/2009	8/14/2009	8/14/2009	1.519	0	1.519
ALK	MG/L	MRC-MW60B-081209	A9H130253006	NM	8/12/2009	8/14/2009	8/14/2009	1.58	0	1.58
CL	MG/L	MRC-MW48A-081209	A9H130253007	NM	8/12/2009	8/14/2009	8/14/2009	1.519	0.226	1.745
CL	MG/L	MRC-MW60B-081209	A9H130253006	NM	8/12/2009	8/14/2009	8/14/2009	1.58	0.237	1.817
DOC	MG/L	MRC-MW60B-081209	A9H130253006	NM	8/12/2009	8/19/2009	8/19/2009	6.58	0	6.58
DOC	MG/L	MRC-MW48A-081209	A9H130253007	NM	8/12/2009	8/19/2009	8/19/2009	6.519	0	6.519
NH3	MG/L	MRC-MW48A-081209	A9H130253007	NM	8/12/2009	8/24/2009	8/24/2009	11.52	0	11.52
NH3	MG/L	MRC-MW60B-081209	A9H130253006	NM	8/12/2009	8/24/2009	8/24/2009	11.58	0	11.58
NTA	MG/L	MRC-MW60B-081209	A9H130253006	NM	8/12/2009	8/14/2009	8/14/2009	1.58	0.237	1.817
NTA	MG/L	MRC-MW48A-081209	A9H130253007	NM	8/12/2009	8/14/2009	8/14/2009	1.519	0.226	1.745
NTI	MG/L	MRC-MW48A-081209	A9H130253007	NM	8/12/2009	8/14/2009	8/14/2009	1.519	0.226	1.745
NTI	MG/L	MRC-MW60B-081209	A9H130253006	NM	8/12/2009	8/14/2009	8/14/2009	1.58	0.237	1.817
OPO4	MG/L	MRC-MW48A-081209	A9H130253007	NM	8/12/2009	8/14/2009	8/14/2009	1.519	0.226	1.745
OPO4	MG/L	MRC-MW60B-081209	A9H130253006	NM	8/12/2009	8/14/2009	8/14/2009	1.58	0.237	1.817
SO4	MG/L	MRC-MW60B-081209	A9H130253006	NM	8/12/2009	8/14/2009	8/14/2009	1.58	0.237	1.817

SORT	UNITS	NSAMPLE	LAB_ID	QC_TYPE	SAMP_DATE	EXTR_DATE	ANAL_DATE	SMP_EXTR	EXTR_ANL	SMP_ANL
SO4	MG/L	MRC-MW48A-081209	A9H130253007	NM	8/12/2009	8/14/2009	8/14/2009	1.519	0.226	1.745
TDS	MG/L	MRC-MW48A-081209	A9H130253007	NM	8/12/2009	8/15/2009	8/17/2009	2.519	2	4.519
TDS	MG/L	MRC-MW60B-081209	A9H130253006	NM	8/12/2009	8/15/2009	8/17/2009	2.58	2	4.58
OS	UG/L	MRC-MW86B-081309	A9H150168003	NM	8/13/2009	8/17/2009	8/19/2009	3.559	2.837	6.397
OS	UG/L	MRC-MW86A-081309	A9H150168002	NM	8/13/2009	8/17/2009	8/19/2009	3.622	2.824	6.445
OS	UG/L	MRC-MW85A-081209	A9H130253008	NM	8/12/2009	8/14/2009	8/22/2009	1.334	8.715	10.05
OS	UG/L	MRC-MW83A-081309	A9H150168004	NM	8/13/2009	8/17/2009	8/19/2009	3.447	2.851	6.298
OS	UG/L	MRC-MW84A-081409	A9H150168005	NM	8/14/2009	8/17/2009	8/19/2009	2.583	2.865	5.449
OV	UG/L	MRC-MW86B-081309	A9H150168003	NM	8/13/2009	8/20/2009	8/20/2009	6.507	0.822	7.329
OV	UG/L	TB-081309	A9H150168001	TB	8/13/2009	8/20/2009	8/20/2009	6.667	0.79	7.456
OV	UG/L	TB-081109	A9H130253001	TB	8/11/2009	8/20/2009	8/20/2009	8.667	0.741	9.408
OV	UG/L	MRC-MW85A-081209	A9H130253008	NM	8/12/2009	8/20/2009	8/20/2009	7.334	0.774	8.108
OV	UG/L	MRC-MW84A-081409	A9H150168005	NM	8/14/2009	8/20/2009	8/20/2009	5.531	0.856	6.387
OV	UG/L	MRC-MW83A-081309	A9H150168004	NM	8/13/2009	8/20/2009	8/20/2009	6.394	0.839	7.233
OV	UG/L	MRC-MW79B-081109	A9H130253003	NM	8/11/2009	8/20/2009	8/20/2009	8.529	0.952	9.481
OV	UG/L	MRC-MW78B-081109	A9H130253005	NM	8/11/2009	8/20/2009	8/20/2009	8.362	0.628	8.99
OV	UG/L	MRC-MW48A-081209	A9H130253007	NM	8/12/2009	8/21/2009	8/21/2009	8.519	0.495	9.015
OV	UG/L	MRC-MW86A-081309	A9H150168002	NM	8/13/2009	8/20/2009	8/20/2009	6.569	0.806	7.376

METHOD BLANK REPORT

TOTAL Metals

Client Lot #...: 9H13253 Matrix.....: WATER

PARAMETER	RESULT	REPORTING LIMIT	UNITS	METHOD	PREPARATION-ANALYSIS DATE	WORK ORDER #
MB Lot-Sample #: A9H200000-036 Prep Batch #...: 9232036						
Antimony	ND	2.0	ug/L	SW846 6020	08/20-08/24/09	LJFMP1AA
		Dilution Factor: 1				
		Analysis Time..: 17:00		Analyst ID.....: 002260	Instrument ID..: I8	
Arsenic	ND	5.0	ug/L	SW846 6020	08/20-08/24/09	LJFMP1AC
		Dilution Factor: 1				
		Analysis Time..: 17:00		Analyst ID.....: 002260	Instrument ID..: I8	
Barium	**0.067 B**	**1.0**	**ug/L**	**SW846 6020**	**08/20-08/24/09**	**LJFMP1AD**
		Dilution Factor: 1				
		Analysis Time..: 17:00		Analyst ID.....: 002260	Instrument ID..: I8	
Beryllium	ND	1.0	ug/L	SW846 6020	08/20-08/24/09	LJFMP1AE
		Dilution Factor: 1				
		Analysis Time..: 17:00		Analyst ID.....: 002260	Instrument ID..: I8	
Cadmium	ND	1.0	ug/L	SW846 6020	08/20-08/24/09	LJFMP1AF
		Dilution Factor: 1				
		Analysis Time..: 17:00		Analyst ID.....: 002260	Instrument ID..: I8	
Chromium	**0.14 B**	**2.0**	**ug/L**	**SW846 6020**	**08/20-08/24/09**	**LJFMP1AV**
		Dilution Factor: 1				
		Analysis Time..: 17:00		Analyst ID.....: 002260	Instrument ID..: I8	
Cobalt	ND	1.0	ug/L	SW846 6020	08/20-08/24/09	LJFMP1AG
		Dilution Factor: 1				
		Analysis Time..: 17:00		Analyst ID.....: 002260	Instrument ID..: I8	
Copper	**0.22 B**	**2.0**	**ug/L**	**SW846 6020**	**08/20-08/24/09**	**LJFMP1AH**
		Dilution Factor: 1				
		Analysis Time..: 17:00		Analyst ID.....: 002260	Instrument ID..: I8	
Iron	**17.9 B**	**50.0**	**ug/L**	**SW846 6020**	**08/20-08/24/09**	**LJFMP1AJ**
		Dilution Factor: 1				
		Analysis Time..: 17:00		Analyst ID.....: 002260	Instrument ID..: I8	
Lead	**0.074 B**	**1.0**	**ug/L**	**SW846 6020**	**08/20-08/24/09**	**LJFMP1AK**
		Dilution Factor: 1				
		Analysis Time..: 17:00		Analyst ID.....: 002260	Instrument ID..: I8	
Manganese	**0.43 B**	**1.0**	**ug/L**	**SW846 6020**	**08/20-08/24/09**	**LJFMP1AL**
		Dilution Factor: 1				
		Analysis Time..: 17:00		Analyst ID.....: 002260	Instrument ID..: I8	

(Continued on next page)

METHOD BLANK REPORT

TOTAL Metals

Client Lot #...: 9H13253 **Matrix.....:** WATER

PARAMETER	RESULT	REPORTING LIMIT	UNITS	METHOD	PREPARATION-ANALYSIS DATE	WORK ORDER #
Molybdenum	ND	2.0	ug/L	SW846 6020	08/20-08/24/09	LJFMP1AM
		Dilution Factor: 1				
		Analysis Time..: 17:00		Analyst ID.....: 002260	Instrument ID..: I8	
Nickel	ND	2.0	ug/L	SW846 6020	08/20-08/24/09	LJFMP1AN
		Dilution Factor: 1				
		Analysis Time..: 17:00		Analyst ID.....: 002260	Instrument ID..: I8	
Potassium	ND	1000	ug/L	SW846 6020	08/20-08/24/09	LJFMP1C7
		Dilution Factor: 1				
		Analysis Time..: 17:00		Analyst ID.....: 002260	Instrument ID..: I8	
Selenium	ND	5.0	ug/L	SW846 6020	08/20-08/24/09	LJFMP1AP
		Dilution Factor: 1				
		Analysis Time..: 17:00		Analyst ID.....: 002260	Instrument ID..: I8	
Silver	ND	1.0	ug/L	SW846 6020	08/20-08/24/09	LJFMP1AQ
		Dilution Factor: 1				
		Analysis Time..: 17:00		Analyst ID.....: 002260	Instrument ID..: I8	
Thallium	ND	1.0	ug/L	SW846 6020	08/20-08/24/09	LJFMP1AR
		Dilution Factor: 1				
		Analysis Time..: 17:00		Analyst ID.....: 002260	Instrument ID..: I8	
Vanadium	ND	20.0	ug/L	SW846 6020	08/20-08/24/09	LJFMP1AT
		Dilution Factor: 1				
		Analysis Time..: 17:00		Analyst ID.....: 002260	Instrument ID..: I8	
Zinc	**4.0 B**	**20.0**	**ug/L**	**SW846 6020**	**08/20-08/24/09**	**LJFMP1AU**
		Dilution Factor: 1				
		Analysis Time..: 17:00		Analyst ID.....: 002260	Instrument ID..: I8	
Mercury	ND	0.20	ug/L	SW846 7470A	08/20/09	LJFMP1AW
		Dilution Factor: 1				
		Analysis Time..: 16:44		Analyst ID.....: 001576	Instrument ID..: H1	

MB Lot-Sample #: A9H200000-038 **Prep Batch #...:** 9232038

Antimony	ND	2.0	ug/L	SW846 6020	08/20-08/26/09	LJFMV1AA
		Dilution Factor: 1				
		Analysis Time..: 11:25		Analyst ID.....: 002260	Instrument ID..: I8	
Arsenic	ND	5.0	ug/L	SW846 6020	08/20-08/26/09	LJFMV1AC
		Dilution Factor: 1				
		Analysis Time..: 11:25		Analyst ID.....: 002260	Instrument ID..: I8	

(Continued on next page)

METHOD BLANK REPORT

TOTAL Metals

Client Lot #...: 9H13253 Matrix.....: WATER

PARAMETER	RESULT	REPORTING LIMIT	UNITS	METHOD	PREPARATION-ANALYSIS DATE	WORK ORDER #
Barium	0.052 B	1.0	ug/L	SW846 6020	08/20-08/26/09	LJFMV1AD
		Dilution Factor: 1				
		Analysis Time..: 11:25		Analyst ID.....: 002260	Instrument ID..: I8	
Beryllium	ND	1.0	ug/L	SW846 6020	08/20-08/26/09	LJFMV1AE
		Dilution Factor: 1				
		Analysis Time..: 11:25		Analyst ID.....: 002260	Instrument ID..: I8	
Cadmium	ND	1.0	ug/L	SW846 6020	08/20-08/26/09	LJFMV1AF
		Dilution Factor: 1				
		Analysis Time..: 11:25		Analyst ID.....: 002260	Instrument ID..: I8	
Chromium	ND	2.0	ug/L	SW846 6020	08/20-08/26/09	LJFMV1AV
		Dilution Factor: 1				
		Analysis Time..: 11:25		Analyst ID.....: 002260	Instrument ID..: I8	
Cobalt	ND	1.0	ug/L	SW846 6020	08/20-08/26/09	LJFMV1AG
		Dilution Factor: 1				
		Analysis Time..: 11:25		Analyst ID.....: 002260	Instrument ID..: I8	
Copper	0.14 B	2.0	ug/L	SW846 6020	08/20-08/26/09	LJFMV1AH
		Dilution Factor: 1				
		Analysis Time..: 11:25		Analyst ID.....: 002260	Instrument ID..: I8	
Iron	14.1 B	50.0	ug/L	SW846 6020	08/20-08/26/09	LJFMV1AJ
		Dilution Factor: 1				
		Analysis Time..: 11:25		Analyst ID.....: 002260	Instrument ID..: I8	
Lead	ND	1.0	ug/L	SW846 6020	08/20-08/26/09	LJFMV1AK
		Dilution Factor: 1				
		Analysis Time..: 11:25		Analyst ID.....: 002260	Instrument ID..: I8	
Manganese	0.35 B	1.0	ug/L	SW846 6020	08/20-08/26/09	LJFMV1AL
		Dilution Factor: 1				
		Analysis Time..: 11:25		Analyst ID.....: 002260	Instrument ID..: I8	
Molybdenum	ND	2.0	ug/L	SW846 6020	08/20-08/26/09	LJFMV1AM
		Dilution Factor: 1				
		Analysis Time..: 11:25		Analyst ID.....: 002260	Instrument ID..: I8	
Nickel	ND	2.0	ug/L	SW846 6020	08/20-08/26/09	LJFMV1AN
		Dilution Factor: 1				
		Analysis Time..: 11:25		Analyst ID.....: 002260	Instrument ID..: I8	
Selenium	ND	5.0	ug/L	SW846 6020	08/20-08/26/09	LJFMV1AP
		Dilution Factor: 1				
		Analysis Time..: 11:25		Analyst ID.....: 002260	Instrument ID..: I8	

(Continued on next page)

METHOD BLANK REPORT

TOTAL Metals

Client Lot #...: 9H13253 **Matrix.....:** WATER

PARAMETER	RESULT	REPORTING LIMIT	UNITS	METHOD	PREPARATION-ANALYSIS DATE	WORK ORDER #
Silver	ND	1.0	ug/L	SW846 6020	08/20-08/26/09	LJFMV1AQ
		Dilution Factor: 1				
		Analysis Time..: 11:25		Analyst ID.....: 002260	Instrument ID..: I8	
Thallium	ND	1.0	ug/L	SW846 6020	08/20-08/26/09	LJFMV1AR
		Dilution Factor: 1				
		Analysis Time..: 11:25		Analyst ID.....: 002260	Instrument ID..: I8	
Vanadium	ND	20.0	ug/L	SW846 6020	08/20-08/26/09	LJFMV1AT
		Dilution Factor: 1				
		Analysis Time..: 11:25		Analyst ID.....: 002260	Instrument ID..: I8	
Zinc	5.3 B	**20.0**	**ug/L**	**SW846 6020**	**08/20-08/26/09**	**LJFMV1AU**
		Dilution Factor: 1				
		Analysis Time..: 11:25		Analyst ID.....: 002260	Instrument ID..: I8	
Mercury	ND	0.20	ug/L	SW846 7470A	08/20/09	LJFMV1AW
		Dilution Factor: 1				
		Analysis Time..: 17:22		Analyst ID.....: 001576	Instrument ID..: H4	

NOTE(S):

Calculations are performed before rounding to avoid round-off errors in calculated results.

B Estimated result. Result is less than RL.

METHOD BLANK REPORT

DISSOLVED Metals

Client Lot #...: 9H13253 **Matrix.....:** WATER

PARAMETER	RESULT	REPORTING LIMIT	UNITS	METHOD	PREPARATION-ANALYSIS DATE	WORK ORDER #
MB Lot-Sample #: A9H200000-036 **Prep Batch #...:** 9232036						
Antimony	ND	2.0	ug/L	SW846 6020	08/20-08/24/09	LJFMP1CK
		Dilution Factor: 1				
		Analysis Time..: 17:00		Analyst ID.....: 002260	Instrument ID..: I8	
Arsenic	ND	5.0	ug/L	SW846 6020	08/20-08/24/09	LJFMP1CL
		Dilution Factor: 1				
		Analysis Time..: 17:00		Analyst ID.....: 002260	Instrument ID..: I8	
Barium	**0.067 B**	**1.0**	**ug/L**	**SW846 6020**	**08/20-08/24/09**	**LJFMP1CM**
		Dilution Factor: 1				
		Analysis Time..: 17:00		Analyst ID.....: 002260	Instrument ID..: I8	
Beryllium	ND	1.0	ug/L	SW846 6020	08/20-08/24/09	LJFMP1CN
		Dilution Factor: 1				
		Analysis Time..: 17:00		Analyst ID.....: 002260	Instrument ID..: I8	
Cadmium	ND	1.0	ug/L	SW846 6020	08/20-08/24/09	LJFMP1CP
		Dilution Factor: 1				
		Analysis Time..: 17:00		Analyst ID.....: 002260	Instrument ID..: I8	
Chromium	**0.14 B**	**2.0**	**ug/L**	**SW846 6020**	**08/20-08/24/09**	**LJFMP1C5**
		Dilution Factor: 1				
		Analysis Time..: 17:00		Analyst ID.....: 002260	Instrument ID..: I8	
Cobalt	ND	1.0	ug/L	SW846 6020	08/20-08/24/09	LJFMP1CQ
		Dilution Factor: 1				
		Analysis Time..: 17:00		Analyst ID.....: 002260	Instrument ID..: I8	
Copper	**0.22 B**	**2.0**	**ug/L**	**SW846 6020**	**08/20-08/24/09**	**LJFMP1CR**
		Dilution Factor: 1				
		Analysis Time..: 17:00		Analyst ID.....: 002260	Instrument ID..: I8	
Iron	**17.9 B**	**50.0**	**ug/L**	**SW846 6020**	**08/20-08/24/09**	**LJFMP1CT**
		Dilution Factor: 1				
		Analysis Time..: 17:00		Analyst ID.....: 002260	Instrument ID..: I8	
Lead	**0.074 B**	**1.0**	**ug/L**	**SW846 6020**	**08/20-08/24/09**	**LJFMP1CU**
		Dilution Factor: 1				
		Analysis Time..: 17:00		Analyst ID.....: 002260	Instrument ID..: I8	
Manganese	**0.43 B**	**1.0**	**ug/L**	**SW846 6020**	**08/20-08/24/09**	**LJFMP1CV**
		Dilution Factor: 1				
		Analysis Time..: 17:00		Analyst ID.....: 002260	Instrument ID..: I8	

(Continued on next page)

METHOD BLANK REPORT

DISSOLVED Metals

Client Lot #...: 9H13253 **Matrix.....:** WATER

PARAMETER	RESULT	REPORTING LIMIT	UNITS	METHOD	PREPARATION-ANALYSIS DATE	WORK ORDER #
Molybdenum	ND	2.0	ug/L	SW846 6020	08/20-08/24/09	LJFMP1CW
		Dilution Factor: 1				
		Analysis Time..: 17:00		Analyst ID.....: 002260	Instrument ID..: I8	
Nickel	ND	2.0	ug/L	SW846 6020	08/20-08/24/09	LJFMP1CX
		Dilution Factor: 1				
		Analysis Time..: 17:00		Analyst ID.....: 002260	Instrument ID..: I8	
Selenium	ND	5.0	ug/L	SW846 6020	08/20-08/24/09	LJFMP1C0
		Dilution Factor: 1				
		Analysis Time..: 17:00		Analyst ID.....: 002260	Instrument ID..: I8	
Silver	ND	1.0	ug/L	SW846 6020	08/20-08/24/09	LJFMP1C1
		Dilution Factor: 1				
		Analysis Time..: 17:00		Analyst ID.....: 002260	Instrument ID..: I8	
Thallium	ND	1.0	ug/L	SW846 6020	08/20-08/24/09	LJFMP1C2
		Dilution Factor: 1				
		Analysis Time..: 17:00		Analyst ID.....: 002260	Instrument ID..: I8	
Vanadium	ND	20.0	ug/L	SW846 6020	08/20-08/24/09	LJFMP1C3
		Dilution Factor: 1				
		Analysis Time..: 17:00		Analyst ID.....: 002260	Instrument ID..: I8	
Zinc	**4.0 B**	**20.0**	**ug/L**	**SW846 6020**	**08/20-08/24/09**	**LJFMP1C4**
		Dilution Factor: 1				
		Analysis Time..: 17:00		Analyst ID.....: 002260	Instrument ID..: I8	
Mercury	ND	0.20	ug/L	SW846 7470A	08/20/09	LJFMP1C6
		Dilution Factor: 1				
		Analysis Time..: 16:44		Analyst ID.....: 001576	Instrument ID..: H1	

MB Lot-Sample #: A9H200000-038 **Prep Batch #...:** 9232038

Antimony	ND	2.0	ug/L	SW846 6020	08/20-08/26/09	LJFMV1CK
		Dilution Factor: 1				
		Analysis Time..: 11:25		Analyst ID.....: 002260	Instrument ID..: I8	
Arsenic	ND	5.0	ug/L	SW846 6020	08/20-08/26/09	LJFMV1CL
		Dilution Factor: 1				
		Analysis Time..: 11:25		Analyst ID.....: 002260	Instrument ID..: I8	
Barium	**0.052 B**	**1.0**	**ug/L**	**SW846 6020**	**08/20-08/26/09**	**LJFMV1CM**
		Dilution Factor: 1				
		Analysis Time..: 11:25		Analyst ID.....: 002260	Instrument ID..: I8	

(Continued on next page)

METHOD BLANK REPORT

DISSOLVED Metals

Client Lot #...: 9H13253 **Matrix.....:** WATER

PARAMETER	RESULT	REPORTING LIMIT	UNITS	METHOD	PREPARATION-ANALYSIS DATE	WORK ORDER #
Beryllium	ND	1.0	ug/L	SW846 6020	08/20-08/26/09	LJFMV1CN
		Dilution Factor: 1				
		Analysis Time..: 11:25		Analyst ID.....: 002260	Instrument ID..: I8	
Cadmium	ND	1.0	ug/L	SW846 6020	08/20-08/26/09	LJFMV1CP
		Dilution Factor: 1				
		Analysis Time..: 11:25		Analyst ID.....: 002260	Instrument ID..: I8	
Chromium	ND	2.0	ug/L	SW846 6020	08/20-08/26/09	LJFMV1C5
		Dilution Factor: 1				
		Analysis Time..: 11:25		Analyst ID.....: 002260	Instrument ID..: I8	
Cobalt	ND	1.0	ug/L	SW846 6020	08/20-08/26/09	LJFMV1CQ
		Dilution Factor: 1				
		Analysis Time..: 11:25		Analyst ID.....: 002260	Instrument ID..: I8	
Copper	**0.14 B**	**2.0**	**ug/L**	**SW846 6020**	**08/20-08/26/09**	**LJFMV1CR**
		Dilution Factor: 1				
		Analysis Time..: 11:25		Analyst ID.....: 002260	Instrument ID..: I8	
Iron	**14.1 B**	**50.0**	**ug/L**	**SW846 6020**	**08/20-08/26/09**	**LJFMV1CT**
		Dilution Factor: 1				
		Analysis Time..: 11:25		Analyst ID.....: 002260	Instrument ID..: I8	
Lead	ND	1.0	ug/L	SW846 6020	08/20-08/26/09	LJFMV1CU
		Dilution Factor: 1				
		Analysis Time..: 11:25		Analyst ID.....: 002260	Instrument ID..: I8	
Manganese	**0.35 B**	**1.0**	**ug/L**	**SW846 6020**	**08/20-08/26/09**	**LJFMV1CV**
		Dilution Factor: 1				
		Analysis Time..: 11:25		Analyst ID.....: 002260	Instrument ID..: I8	
Molybdenum	ND	2.0	ug/L	SW846 6020	08/20-08/26/09	LJFMV1CW
		Dilution Factor: 1				
		Analysis Time..: 11:25		Analyst ID.....: 002260	Instrument ID..: I8	
Nickel	ND	2.0	ug/L	SW846 6020	08/20-08/26/09	LJFMV1CX
		Dilution Factor: 1				
		Analysis Time..: 11:25		Analyst ID.....: 002260	Instrument ID..: I8	
Selenium	ND	5.0	ug/L	SW846 6020	08/20-08/26/09	LJFMV1C0
		Dilution Factor: 1				
		Analysis Time..: 11:25		Analyst ID.....: 002260	Instrument ID..: I8	
Silver	ND	1.0	ug/L	SW846 6020	08/20-08/26/09	LJFMV1C1
		Dilution Factor: 1				
		Analysis Time..: 11:25		Analyst ID.....: 002260	Instrument ID..: I8	

(Continued on next page)

METHOD BLANK REPORT

DISSOLVED Metals

Client Lot #...: 9H13253 **Matrix.....:** WATER

PARAMETER	RESULT	REPORTING LIMIT	UNITS	METHOD	PREPARATION-ANALYSIS DATE	WORK ORDER #
Thallium	ND	1.0	ug/L	SW846 6020	08/20-08/26/09	LJFMV1C2
		Dilution Factor: 1				
		Analysis Time..: 11:25		Analyst ID.....: 002260	Instrument ID..: I8	
Vanadium	ND	20.0	ug/L	SW846 6020	08/20-08/26/09	LJFMV1C3
		Dilution Factor: 1				
		Analysis Time..: 11:25		Analyst ID.....: 002260	Instrument ID..: I8	
Zinc	5.3 B	**20.0**	**ug/L**	**SW846 6020**	**08/20-08/26/09**	**LJFMV1C4**
		Dilution Factor: 1				
		Analysis Time..: 11:25		Analyst ID.....: 002260	Instrument ID..: I8	
Mercury	ND	0.20	ug/L	SW846 7470A	08/20/09	LJFMV1C6
		Dilution Factor: 1				
		Analysis Time..: 17:22		Analyst ID.....: 001576	Instrument ID..: H4	

NOTE(S):

Calculations are performed before rounding to avoid round-off errors in calculated results.

B Estimated result. Result is less than RL.

TestAmerica North Canton

Metals Data Reporting Form

Instrument Detection Limits

Instrument: CVAA-H1 **Units:** ppb

Element	Wavelength	Reporting Limit	IDL	Date of IDL
Mercury	253.700	0.2	0.10	01/13/09

TestAmerica North Canton

Metals Data Reporting Form

Instrument Detection Limits

Instrument: CVAA-H4 **Units:** ppb

Element	Wavelength	Reporting Limit	IDL	Date of IDL
Mercury	253.700	0.2	0.10	11/17/08

TestAmerica North Canton

Metals Data Reporting Form

Instrument Detection Limits

Instrument: ICPMS **Units:** ppb

Element	Mass	Reporting Limit	IDL	Date of IDL
Antimony	121	2.0	0.055	06/11/09
Arsenic	75	5.0	0.21	06/11/09
Barium	137	1.0	0.052	06/11/09
Beryllium	9	1.0	0.037	06/11/09
Cadmium	111	1.0	0.027	06/11/09
Chromium	52	2.0	0.066	06/11/09
Cobalt	59	1.0	0.033	06/11/09
Copper	65	2.0	0.064	06/11/09
Iron	56	50.0	11.0	06/11/09
Lead	208	1.0	0.034	06/11/09
Manganese	55	1.0	0.14	06/11/09
Molybdenum	95	2.0	0.20	06/11/09
Nickel	60	2.0	0.10	06/11/09
Potassium	39	1000.0	17.0	06/11/09
Selenium	78	5.0	0.14	06/11/09
Silver	107	1.0	0.033	06/11/09
Thallium	205	1.0	0.12	06/11/09
Vanadium	51	20.0	0.60	06/11/09
Zinc	66	20.0	0.85	06/11/09

Batch Number: **9232036**

TestAmerica Laboratories, Inc.
Metals Prep Log/ Batch Summary

Prepared By: Lisa McGall (e-Signature)

Prep Date: 08/20/09
Due Date: 08/27/09

Lot	Work Order			ICP Weight	ICPMS Weight	Hg Weight
A9H200000 Water	LJFMP	B	Due Date: SDG:		50 mL	100 mL
A9H200000 Water	LJFMP	C	Due Date: SDG:		50 mL	100 mL
A9H130253 Water	LH44N Dissolved		Due Date: 08/27/09 SDG: 9H13253		50 mL	100 mL
A9H130253 Water	LH44N Total		Due Date: 08/27/09 SDG: 9H13253		50 mL	100 mL
A9H130253 Water	LH44N Total	S	Due Date: 08/27/09 SDG: 9H13253		50 mL	100 mL
A9H130253 Water	LH44N Total	X	Due Date: 08/27/09 SDG: 9H13253		50 mL	100 mL
A9H130253 Water	LH45E Dissolved		Due Date: 08/27/09 SDG: 9H13253		50 mL	100 mL
A9H130253 Water	LH45E Total		Due Date: 08/27/09 SDG: 9H13253		50 mL	100 mL
A9H130253 Water	LH45K Dissolved		Due Date: 08/27/09 SDG: 9H13253		50 mL	100 mL
A9H130253 Water	LH45K Total		Due Date: 08/27/09 SDG: 9H13253		50 mL	100 mL
A9H130253 Water	LH45N Dissolved		Due Date: 08/27/09 SDG: 9H13253		50 mL	100 mL
A9H130253 Water	LH45N Total		Due Date: 08/27/09 SDG: 9H13253		50 mL	100 mL
A9H130253 Water	LH45Q Dissolved		Due Date: 08/27/09 SDG: 9H13253		50 mL	100 mL
A9H130253 Water	LH45Q Total		Due Date: 08/27/09 SDG: 9H13253		50 mL	100 mL
A9H130253 Water	LH46D Dissolved		Due Date: 08/27/09 SDG: 9H13253		50 mL	100 mL
A9H130253 Water	LH46D Total		Due Date: 08/27/09 SDG: 9H13253		50 mL	100 mL
A9H130253 Water	LH46E Dissolved		Due Date: 08/27/09 SDG: 9H13253		50 mL	100 mL
A9H130253 Water	LH46E Total		Due Date: 08/27/09 SDG: 9H13253		50 mL	100 mL

Batch Number: **9232036**

TestAmerica Laboratories, Inc.
Metals Prep Log/ Batch Summary

Prepared By:
Lisa McGall
(e-Signature)

Prep Date: 08/20/09
Due Date: 08/27/09

Lot	Work Order	ICP Weight	ICPMS Weight	Hg Weight
	LEVEL 2			
	BLANK AND CHECK STANDARD ON BATCH	X		
	MS/MSD AND PDS ON BATCH	X		
	CORRECT SPIKES ADDED	X		
	SPIKING SOLUTIONS DOCUMENTED ON BATCH LOG	X		

Comments:

B-BLANK; C-CHECK SAMPLE; L-CHECK SAMPLE DUPLICATE; P-SERIAL DILUTION; S-MATRIX SPIKE SAMPLE; D-MATRIX SPIKE DUPLICATE SAMPLE

Unless otherwise noted, final volumes are as follows: Soils - 100 mL. Waters - ICP and ICPMS - 50 mL, Hg - 100 mL.

ICPMS ELEMENTS WITHIN THE BATCH:

AG AS BA BE CD CO CR CU FE KX MN MO NI PB SB SE TL VX ZN

Matrix Spike Information:

LH44N	Hg	ICPMS-1	ICPMS-2

Check Sample Information:

LJFMP	Hg	ICPMS-1	ICPMS-2

Prep Method(s): SW846 3005A, SW846 7470A

Batch Number: **9232038**

TestAmerica Laboratories, Inc.
Metals Prep Log/ Batch Summary

Prepared By: Lisa McGall (e-Signature)

Prep Date: 08/20/09
Due Date: 08/28/09

Lot	Work Order			ICP Weight	ICPMS Weight	Hg Weight
A9H200000 Water	LJFMV	B	Due Date: SDG:		50 mL	100 mL
A9H200000 Water	LJFMV	C	Due Date: SDG:		50 mL	100 mL
A9H150168 Water	LH8PX Dissolved		Due Date: 08/28/09 SDG: 9H13253		50 mL	100 mL
A9H150168 Water	LH8PX Total		Due Date: 08/28/09 SDG: 9H13253		50 mL	100 mL
A9H150168 Water	LH8PX Total	S	Due Date: 08/28/09 SDG: 9H13253		50 mL	100 mL
A9H150168 Water	LH8PX Total	X	Due Date: 08/28/09 SDG: 9H13253		50 mL	100 mL
A9H150168 Water	LH8P3 Dissolved		Due Date: 08/28/09 SDG: 9H13253		50 mL	100 mL
A9H150168 Water	LH8P3 Total		Due Date: 08/28/09 SDG: 9H13253		50 mL	100 mL
A9H150168 Water	LH8P4 Dissolved		Due Date: 08/28/09 SDG: 9H13253		50 mL	100 mL
A9H150168 Water	LH8P4 Total		Due Date: 08/28/09 SDG: 9H13253		50 mL	100 mL
A9H150168 Water	LH8P6 Dissolved		Due Date: 08/28/09 SDG: 9H13253		50 mL	100 mL
A9H150168 Water	LH8P6 Total		Due Date: 08/28/09 SDG: 9H13253		50 mL	100 mL
A9H150168 Water	LH8P8 Dissolved		Due Date: 08/28/09 SDG: 9H13253		50 mL	100 mL
A9H150168 Water	LH8P8 Total		Due Date: 08/28/09 SDG: 9H13253		50 mL	100 mL

LEVEL 2

BLANK AND CHECK STANDARD ON BATCH	X
MS/MSD AND PDS ON BATCH	X
CORRECT SPIKES ADDED	X
SPIKING SOLUTIONS DOCUMENTED ON BATCH LOG	X

Comments:

B-BLANK; C-CHECK SAMPLE; L-CHECK SAMPLE DUPLICATE; P-SERIAL DILUTION; S-MATRIX SPIKE SAMPLE; D-MATRIX SPIKE DUPLICATE SAMPLE

Unless otherwise noted, final volumes are as follows: Soils - 100 mL. Waters - ICP and ICPMS - 50 mL, Hg - 100 mL.

ICPMS ELEMENTS WITHIN THE BATCH:

AG AS BA BE CD CO CR CU FE MN MO NI PB SB SE TL VX ZN

Matrix Spike Information:

LH8PX	Hg	ICPMS-1	ICPMS-2

Check Sample Information:

LJFMV	Hg	ICPMS-1	ICPMS-2

Prep Method(s): SW846 3005A, SW846 7470A

```
-----------------------------------------------------------------------------
:       Instrument Upload                                   Run Log - Page  1 :
:       Started Fri Aug 21 07:37:20 2009 by TOTHR                             :
:       Data File: UPL$CAN_DATA_ROOT:<LHG>HG10820A.PRN;1                      :
-----------------------------------------------------------------------------
```

#	WorkOrder	Dilution	Date	Time	Batch	Lot	Instrument
1	STD1REP1	1	20-AUG-2009	08:25:12			H1
2	STD2REP1	1	20-AUG-2009	08:26:19			H1
3	STD3REP1	1	20-AUG-2009	08:27:26			H1
4	STD1REP1	1	20-AUG-2009	08:30:26			H1
5	STD2REP1	1	20-AUG-2009	08:31:31			H1
6	STD3REP1	1	20-AUG-2009	08:32:46			H1
7	STD4REP1	1	20-AUG-2009	08:34:02			H1
8	STD5REP1	1	20-AUG-2009	08:35:09			H1
9	STD6REP1	1	20-AUG-2009	08:36:18			H1
10	CK5ICV	1	20-AUG-2009	08:37:33			H1
11	CK4ICB	1	20-AUG-2009	08:38:41			H1
12	CK3CRA\MRL	1	20-AUG-2009	08:39:46			H1
13	CK2CCV	1	20-AUG-2009	08:41:01			H1
14	CK1CCB	1	20-AUG-2009	08:42:08			H1
15	CK2CCV	1	20-AUG-2009	15:19:26			H1
16	CK1CCB	1	20-AUG-2009	15:20:31			H1
17	CK3CRA\MRL	1	20-AUG-2009	15:21:47			H1
18	CK2CCV	1	20-AUG-2009	15:22:54			H1
19	CK1CCB	1	20-AUG-2009	15:24:02			H1
20	LJAR9BT	1	20-AUG-2009	15:25:07	9232024	A9H180000	H1
21	LJFL4BT	1	20-AUG-2009	15:26:15	9232024	A9H200000	H1
22	LJFL4CT	1	20-AUG-2009	15:27:23	9232024	A9H200000	H1
23	LH7MRT	1	20-AUG-2009	15:28:33	9232024	A9H140266	H1
24	LH7MRTS	1	20-AUG-2009	15:29:53	9232024	A9H140266	H1
25	LH7MRTD	1	20-AUG-2009	15:31:10	9232024	A9H140266	H1
26	LH5MET	1	20-AUG-2009	15:32:46	9232024	A9H130331	H1
27	LH9RKT	1	20-AUG-2009	15:34:04	9232024	A9H170150	H1
28	LH5MKT	1	20-AUG-2009	15:35:11	9232024	A9H130331	H1
29	LJDWKBT	1	20-AUG-2009	15:36:17	9232023	A9H190000	H1
30	CK2CCV	1	20-AUG-2009	15:37:42			H1
31	CK1CCB	1	20-AUG-2009	15:38:47			H1
32	LJFL2BT	1	20-AUG-2009	15:39:52	9232023	A9H200000	H1
33	LJFL2CT	1	20-AUG-2009	15:41:07	9232023	A9H200000	H1
34	LJCQ0T	1	20-AUG-2009	15:42:13	9232023	A9H180256	H1
35	LJCQ0TX	1	20-AUG-2009	15:43:17	9232023	A9H180256	H1
36	LJCQ0TS	1	20-AUG-2009	15:44:22	9232023	A9H180256	H1
37	LJCRTT	1	20-AUG-2009	15:45:27	9232023	A9H180256	H1
38	LJDWVBT	1	20-AUG-2009	15:46:34	9232021	A9H190000	H1
39	LJFLXBT	1	20-AUG-2009	15:47:49	9232021	A9H200000	H1
40	LJFLXCT	1	20-AUG-2009	15:48:55	9232021	A9H200000	H1
41	LJAPAT	1	20-AUG-2009	15:50:05	9232021	A9H180142	H1
42	CK2CCV	1	20-AUG-2009	15:51:15			H1
43	CK1CCB	1	20-AUG-2009	15:52:31			H1
44	LJAPATS	1	20-AUG-2009	15:53:41	9232021	A9H180142	H1

---------- (continued) ----------

#	WorkOrder	Dilution	Date	Time	Batch	Lot	Instrument
45	LJAPATD	1	20-AUG-2009	15:54:59	9232021	A9H180142	H1
46	LJATDT	1	20-AUG-2009	15:56:04	9232021	A9H180162	H1
47	LJAVET	1	20-AUG-2009	15:57:10	9232021	A9H180165	H1
48	LJAPDT	1	20-AUG-2009	15:58:17	9232021	A9H180142	H1
49	LJA44BT	1	20-AUG-2009	15:59:23	9232025	A9H180000	H1
50	LJFL6BT	1	20-AUG-2009	16:00:32	9232025	A9H200000	H1
51	LJFL6CT	1	20-AUG-2009	16:01:37	9232025	A9H200000	H1
52	LH2P7T	1	20-AUG-2009	16:02:44	9232025	A9H120238	H1
53	LH2P7TX	1	20-AUG-2009	16:03:52	9232025	A9H120238	H1
54	CK2CCV	1	20-AUG-2009	16:04:57			H1
55	CK1CCB	1	20-AUG-2009	16:06:12			H1
56	LH2P7TS	1	20-AUG-2009	16:07:31	9232025	A9H120238	H1
57	LH2R4T	1	20-AUG-2009	16:08:39	9232025	A9H120238	H1
58	LJATKBT	1	20-AUG-2009	16:09:58	9232028	A9H180000	H1
59	LJFMABT	1	20-AUG-2009	16:11:04	9232028	A9H200000	H1
60	LJFMACT	1	20-AUG-2009	16:12:19	9232028	A9H200000	H1
61	LH6VKT/10	10	20-AUG-2009	16:13:28	9232028	A9H140168	H1
62	LH6VKTS/10	10	20-AUG-2009	16:14:33	9232028	A9H140168	H1
63	LH6VKTD/10	10	20-AUG-2009	16:15:42	9232028	A9H140168	H1
64	LJFLLB	1	20-AUG-2009	16:17:12	9232016	A9H200000	H1
65	LJFLLC	1	20-AUG-2009	16:18:29	9232016	A9H200000	H1
66	CK2CCV	1	20-AUG-2009	16:19:46			H1
67	CK1CCB	1	20-AUG-2009	16:20:56			H1
68	LJEMP	1	20-AUG-2009	16:22:01	9232016	A9H190232	H1
69	LJEMPS	1	20-AUG-2009	16:23:27	9232016	A9H190232	H1
70	LJEMPD	1	20-AUG-2009	16:24:43	9232016	A9H190232	H1
71	LJETR	1	20-AUG-2009	16:25:49	9232016	A9H190248	H1
72	LJETQ	1	20-AUG-2009	16:27:05	9232016	A9H190248	H1
73	LJETM	1	20-AUG-2009	16:28:33	9232016	A9H190248	H1
74	LJEM4	1	20-AUG-2009	16:29:42	9232016	A9H190232	H1
75	LJETN	1	20-AUG-2009	16:30:57	9232016	A9H190248	H1
76	LJD7J	1	20-AUG-2009	16:32:08	9232016	A9H190178	H1
77	LJEC6	1	20-AUG-2009	16:33:43	9232016	9H19198	H1
78	CK2CCV	1	20-AUG-2009	16:34:49			H1
79	CK1CCB	1	20-AUG-2009	16:35:57			H1
80	LJETV	1	20-AUG-2009	16:37:03	9232016	A9H190248	H1
81	LJA8T	1	20-AUG-2009	16:38:21	9232016	A9H180203	H1
82	LJETT	1	20-AUG-2009	16:39:59	9232016	A9H190248	H1
83	LJETW	1	20-AUG-2009	16:41:15	9232016	A9H190248	H1
84	LJETX	1	20-AUG-2009	16:42:22	9232016	A9H190248	H1
85	LJETP	1	20-AUG-2009	16:43:30	9232016	A9H190248	H1
86	LJFMPB	1	20-AUG-2009	16:44:36	9232036	A9H200000	H1
87	LJFMPC	1	20-AUG-2009	16:45:47	9232036	A9H200000	H1
88	LH44N	1	20-AUG-2009	16:46:53	9232036	9H13253	H1

(continued)

#	WorkOrder	Dilution	Date	Time	Batch	Lot	Instrument
89	LH44NX	1	20-AUG-2009	16:48:04	9232036	9H13253	H1
90	CK2CCV	1	20-AUG-2009	16:49:39			H1
91	CK1CCB	1	20-AUG-2009	16:51:20			H1
92	LH44NS	1	20-AUG-2009	16:52:25	9232036	9H13253	H1
93	LH44NF	1	20-AUG-2009	16:53:43	9232036	9H13253	H1
94	LH45N	1	20-AUG-2009	16:54:53	9232036	9H13253	H1
95	LH45NF	1	20-AUG-2009	16:56:01	9232036	9H13253	H1
96	LH45K	1	20-AUG-2009	16:57:07	9232036	9H13253	H1
97	LH45KF	1	20-AUG-2009	16:58:26	9232036	9H13253	H1
98	LH45Q	1	20-AUG-2009	16:59:58	9232036	9H13253	H1
99	LH45QF	1	20-AUG-2009	17:01:05	9232036	9H13253	H1
100	LH46D	1	20-AUG-2009	17:02:11	9232036	9H13253	H1
101	LH46DF	1	20-AUG-2009	17:03:20	9232036	9H13253	H1
102	CK2CCV	1	20-AUG-2009	17:04:27			H1
103	CK1CCB	1	20-AUG-2009	17:05:35			H1
104	LH45E	1	20-AUG-2009	17:06:52	9232036	9H13253	H1
105	LH45EF	1	20-AUG-2009	17:08:00	9232036	9H13253	H1
106	LH46E	1	20-AUG-2009	17:09:11	9232036	9H13253	H1
107	LH46EF	1	20-AUG-2009	17:10:17	9232036	9H13253	H1
108	CRI	1	20-AUG-2009	17:11:34			H1
109	CK2CCV	1	20-AUG-2009	17:13:11			H1
110	CK1CCB	1	20-AUG-2009	17:14:17			H1

End of Report

TestAmerica North Canton

Metals Data Reporting Form

Initial Calibration Verification Standard

Instrument: CVAA **Units:** ug/L

Chart Number: hg10820a.prn **Acceptable Range:** 90% - 110%

Standard Source: Ultra **Standard ID:**

Element	WL/ Mass	True Conc	Ck5ICV 08/20/09 8:37 AM Found	% Rec	Found	% Rec	Found	% Rec	Found	% Rec	Found	% Rec
Mercury	253.7	2.5	2.61	**104.3**								

TestAmerica North Canton

Metals Data Reporting Form

Continuing Calibration Verification

Instrument: CVAA **Units:** ug/L

Chart Number: hg10820a.prn **Acceptable Range:** 80% - 120%

Standard Source: Ultra **Standard ID:**

Element	WL/ Mass	True Conc	Ck2CCV 08/20/09 8:41 AM Found	% Rec	Ck2CCV 08/20/09 3:19 PM Found	% Rec	Ck2CCV 08/20/09 3:22 PM Found	% Rec	Ck2CCV 08/20/09 3:37 PM Found	% Rec	Ck2CCV 08/20/09 3:51 PM Found	% Rec
Mercury	253.7	5.0	5.01	**100.2**	5.00	**100.0**	4.96	**99.1**	5.05	**101.0**	5.12	**102.3**

TestAmerica North Canton

Metals Data Reporting Form

Continuing Calibration Verification

Instrument: CVAA **Units:** ug/L

Chart Number: hg10820a.prn **Acceptable Range:** 80% - 120%

Standard Source: Ultra **Standard ID:**

Element	WL/ Mass	True Conc	Ck2CCV 08/20/09 4:04 PM Found	% Rec	Ck2CCV 08/20/09 4:19 PM Found	% Rec	Ck2CCV 08/20/09 4:34 PM Found	% Rec	Ck2CCV 08/20/09 4:49 PM Found	% Rec	Ck2CCV 08/20/09 5:04 PM Found	% Rec
Mercury	253.7	5.0	5.11	**102.3**	5.12	**102.5**	5.19	**103.8**	5.10	**102.0**	5.17	**103.3**

TestAmerica North Canton

Metals Data Reporting Form

Continuing Calibration Verification

Instrument: CVAA **Units:** ug/L

Chart Number: hg10820a.prn **Acceptable Range:** 80% - 120%

Standard Source: Ultra **Standard ID:**

Element	WL/ Mass	True Conc	Ck2CCV 08/20/09 5:13 PM Found	% Rec	Found	% Rec	Found	% Rec	Found	% Rec	Found	% Rec
Mercury	253.7	5.0	5.16	**103.1**								

TestAmerica North Canton

Metals Data Reporting Form

Contract Required Detection Limit Standard

Instrument: CVAA **Units:** ug/L

Chart Number: hg10820a.prn **Acceptable Range:** 50% - 150%

Standard Source: Ultra **Standard ID:**

Element	WL/ Mass	True Conc	Ck3CRA\MRL 08/20/09 8:39 AM Found	% Rec	Found	% Rec	Found	% Rec	Found	% Rec	Found	% Rec
Mercury	253.7	0.2	0.19	**96.4**								

TestAmerica North Canton

Metals Data Reporting Form

Initial Calibration Blank Results

Instrument: CVAA **Units:** ug/L

Chart Number: hg10820a.prn

Standard Source: _____ **Standard ID:** _____

Element	WL/ Mass	Report Limit	Ck4ICB 08/20/09 8:38 AM Found	Q	Found	Q	Found	Q	Found	Q	Found	Q
Mercury	253.7	0.2	0.1	U								

U Result is less than the IDL
B Result is between IDL and RL

Form 3 Equivalent

TestAmerica North Canton

Metals Data Reporting Form

Continuing Calibration Blank Results

Instrument: CVAA **Units:** ug/L

Chart Number: hg10820a.prn

Standard Source: _____ **Standard ID:** _____

Element	WL/ Mass	Report Limit	Ck1CCB 08/20/09 8:42 AM		Ck1CCB 08/20/09 3:20 PM		Ck1CCB 08/20/09 3:24 PM		Ck1CCB 08/20/09 3:38 PM		Ck1CCB 08/20/09 3:52 PM	
			Found	Q	Found	Q	Found	Q	Found	Q	Found	Q
Mercury	253.7	0.2	0.1	U	0.1	U	0.1	U	0.1	U	0.1	U

U Result is less than the IDL

B Result is between IDL and RL

Form 3 Equivalent

TestAmerica North Canton

Metals Data Reporting Form

Continuing Calibration Blank Results

Instrument: CVAA **Units:** ug/L

Chart Number: hg10820a.prn

Standard Source: _____ **Standard ID:** _____

Element	WL/ Mass	Report Limit	Ck1CCB 08/20/09 4:06 PM Found	Q	Ck1CCB 08/20/09 4:20 PM Found	Q	Ck1CCB 08/20/09 4:35 PM Found	Q	Ck1CCB 08/20/09 4:51 PM Found	Q	Ck1CCB 08/20/09 5:05 PM Found	Q
Mercury	253.7	0.2	**-0.1**	**B**	0.1	U	0.1	U	0.1	U	0.1	U

5.04.5

U Result is less than the IDL

B Result is between IDL and RL

Form 3 Equivalent

TestAmerica North Canton

Metals Data Reporting Form

Continuing Calibration Blank Results

Instrument: CVAA **Units:** ug/L

Chart Number: hg10820a.prn

Standard Source: _____ **Standard ID:** _____

Element	WL/ Mass	Report Limit	Ck1CCB 08/20/09 5:14 PM Found	Q	Found	Q	Found	Q	Found	Q	Found	Q
Mercury	253.7	0.2	0.1	U								

5.04.5

U Result is less than the IDL

B Result is between IDL and RL

Form 3 Equivalent

#	WorkOrder	Dilution	Date	Time	Batch	Lot	Instrument
1		1	21-AUG-2009				H4
2	STD01REP1	1	20-AUG-2009	08:29:27			H4
3	STD02REP1	1	20-AUG-2009	08:31:13			H4
4	STD03REP1	1	20-AUG-2009	08:32:40			H4
5	STD04REP1	1	20-AUG-2009	08:35:17			H4
6	STD05REP1	1	20-AUG-2009	08:36:42			H4
7	STD06REP1	1	20-AUG-2009	08:38:10			H4
8	CK2ICV	1	20-AUG-2009	08:40:28			H4
9	CK3ICB	1	20-AUG-2009	08:41:52			H4
10	STD01REP1	1	20-AUG-2009	08:43:52			H4
11	STD02REP1	1	20-AUG-2009	08:45:16			H4
12	STD03REP1	1	20-AUG-2009	08:47:13			H4
13	STD04REP1	1	20-AUG-2009	08:48:39			H4
14	STD05REP1	1	20-AUG-2009	08:50:15			H4
15	STD06REP1	1	20-AUG-2009	08:51:51			H4
16	CK2ICV	1	20-AUG-2009	08:54:10			H4
17	CK3ICB	1	20-AUG-2009	08:55:45			H4
18	CK4CRA\MRL	1	20-AUG-2009	08:57:40			H4
19	CK6CCV	1	20-AUG-2009	08:59:34			H4
20	CK5CCB	1	20-AUG-2009	09:01:17			H4
21	CK6CCV	1	20-AUG-2009	15:15:01			H4
22	CK5CCB	1	20-AUG-2009	15:17:07			H4
23	CK6CCV	1	20-AUG-2009	15:52:59			H4
24	CK5CCB	1	20-AUG-2009	15:54:53			H4
25	LJFLQB	1	20-AUG-2009	15:56:21	9232018	A9H200000	H4
26	LJFLQC	1	20-AUG-2009	15:57:44	9232018	A9H200000	H4
27	LJE1D	1	20-AUG-2009	15:59:28	9232018	A9H190265	H4
28	LJE1DS	1	20-AUG-2009	16:00:51	9232018	A9H190265	H4
29	LJE1DD	1	20-AUG-2009	16:02:26	9232018	A9H190265	H4
30	LJD3A	1	20-AUG-2009	16:03:52	9232018	A9H190157	H4
31	LJD3AS	1	20-AUG-2009	16:05:17	9232018	A9H190157	H4
32	LJD3AD	1	20-AUG-2009	16:08:06	9232018	A9H190157	H4
33	LJD21	1	20-AUG-2009	16:09:52	9232018	A9H190157	H4
34	LJD28	1	20-AUG-2009	16:11:38	9232018	A9H190157	H4
35	CK6CCV	1	20-AUG-2009	16:13:03			H4
36	CK5CCB	1	20-AUG-2009	16:14:32			H4
37	LJD23	1	20-AUG-2009	16:16:09	9232018	A9H190157	H4
38	LJD22	1	20-AUG-2009	16:18:08	9232018	A9H190157	H4
39	LJE01	1	20-AUG-2009	16:19:55	9232018	A9H190265	H4
40	LJD2X	1	20-AUG-2009	16:21:21	9232018	A9H190157	H4
41	LJE1G	1	20-AUG-2009	16:23:25	9232018	A9H190265	H4
42	LJD2Q	1	20-AUG-2009	16:25:39	9232018	A9H190157	H4
43	LJE0T	1	20-AUG-2009	16:27:16	9232018	A9H190265	H4
44	LJE1F	1	20-AUG-2009	16:29:11	9232018	A9H190265	H4

(continued)

#	WorkOrder	Dilution	Date	Time	Batch	Lot	Instrument
45	LJD2K	1	20-AUG-2009	16:30:47	9232018	A9H190157	H4
46	LJE07	1	20-AUG-2009	16:32:21	9232018	A9H190265	H4
47	CK6CCV	1	20-AUG-2009	16:33:56			H4
48	CK5CCB	1	20-AUG-2009	16:35:32			H4
49	LJD25	1	20-AUG-2009	16:37:00	9232018	A9H190157	H4
50	LJD29	1	20-AUG-2009	16:38:48	9232018	A9H190157	H4
51	LJE04	1	20-AUG-2009	16:40:12	9232018	A9H190265	H4
52	LJD3E	1	20-AUG-2009	16:42:17	9232018	A9H190157	H4
53	LJD3F	1	20-AUG-2009	16:43:42	9232018	A9H190157	H4
54	LJFLTB	1	20-AUG-2009	16:45:05	9232019	A9H200000	H4
55	LJFLTC	1	20-AUG-2009	16:46:42	9232019	A9H200000	H4
56	LJEHQ	1	20-AUG-2009	16:48:50	9232019	9H19214	H4
57	LJEHQX	1	20-AUG-2009	16:50:27	9232019	9H19214	H4
58	LJEHQS	1	20-AUG-2009	16:52:23	9232019	9H19214	H4
59	CK6CCV	1	20-AUG-2009	16:53:59			H4
60	CK5CCB	1	20-AUG-2009	16:56:52			H4
61	LJEHQF	1	20-AUG-2009	16:58:46	9232019	9H19214	H4
62	LJEH7	1	20-AUG-2009	17:01:01	9232019	9H19214	H4
63	LJEH7F	1	20-AUG-2009	17:02:26	9232019	9H19214	H4
64	LJEH9	1	20-AUG-2009	17:04:34	9232019	9H19214	H4
65	LJEH9F	1	20-AUG-2009	17:05:57	9232019	9H19214	H4
66	LJEH0	1	20-AUG-2009	17:07:44	9232019	9H19214	H4
67	LJEH0F	1	20-AUG-2009	17:10:20	9232019	9H19214	H4
68	LJEHX	1	20-AUG-2009	17:12:28	9232019	9H19214	H4
69	LJEHXF	1	20-AUG-2009	17:14:12	9232019	9H19214	H4
70	LJDW3F	1	20-AUG-2009	17:15:49	9232019	A9H190145	H4
71	CK6CCV	1	20-AUG-2009	17:17:28			H4
72	CK5CCB	1	20-AUG-2009	17:19:01			H4
73	LJDWP	1	20-AUG-2009	17:20:31	9232019	A9H190140	H4
74	LJFMVB	1	20-AUG-2009	17:22:05	9232038	A9H200000	H4
75	LJFMVC	1	20-AUG-2009	17:23:34	9232038	A9H200000	H4
76	LH8PX	1	20-AUG-2009	17:25:39	9232038	9H13253	H4
77	LH8PXX	1	20-AUG-2009	17:27:18	9232038	9H13253	H4
78	LH8PXS	1	20-AUG-2009	17:29:12	9232038	9H13253	H4
79	LH8PXF	1	20-AUG-2009	17:30:37	9232038	9H13253	H4
80	LH8P3	1	20-AUG-2009	17:33:02	9232038	9H13253	H4
81	LH8P3F	1	20-AUG-2009	17:34:45	9232038	9H13253	H4
82	LH8P4	1	20-AUG-2009	17:36:34	9232038	9H13253	H4
83	CK6CCV	1	20-AUG-2009	17:38:48			H4
84	CK5CCB	1	20-AUG-2009	17:40:26			H4
85	LH8P4F	1	20-AUG-2009	17:42:00	9232038	9H13253	H4
86	LH8P6	1	20-AUG-2009	17:43:29	9232038	9H13253	H4
87	LH8P6F	1	20-AUG-2009	17:45:14	9232038	9H13253	H4
88	LH8P8	1	20-AUG-2009	17:46:40	9232038	9H13253	H4

---------- (continued) ----------

```
:       Instrument Upload                                    Run Log - Page  3 :
:       Started Fri Aug 21 07:51:21 2009 by TOTHR                              :
:       Data File: UPL$CAN_DATA_ROOT:<LHG>HG40820A.PRN;1                       :
```

#	WorkOrder	Dilution	Date	Time	Batch	Lot	Instrument
89	LH8P8F	1	20-AUG-2009	17:48:25	9232038	9H13253	H4
90	CK6CCV	1	20-AUG-2009	17:49:53			H4
91	CK5CCB	1	20-AUG-2009	17:51:28			H4

End of Report

TestAmerica North Canton

Metals Data Reporting Form

Initial Calibration Verification Standard

Instrument: CVAA **Units:** ug/L

Chart Number: hg40820a.prn **Acceptable Range:** 90% - 110%

Standard Source: Ultra **Standard ID:**

Element	WL/ Mass	True Conc	Ck2ICV 08/20/09 8:54 AM Found	% Rec	Found	% Rec	Found	% Rec	Found	% Rec	Found	% Rec
Mercury	253.7	2.5	2.61	**104.2**								

TestAmerica North Canton

Metals Data Reporting Form

Continuing Calibration Verification

Instrument: CVAA **Units:** ug/L

Chart Number: hg40820a.prn **Acceptable Range:** 80% - 120%

Standard Source: Ultra **Standard ID:**

Element	WL/ Mass	True Conc	Ck6CCV 08/20/09 8:59 AM Found	% Rec	Ck6CCV 08/20/09 3:15 PM Found	% Rec	Ck6CCV 08/20/09 3:52 PM Found	% Rec	Ck6CCV 08/20/09 4:13 PM Found	% Rec	Ck6CCV 08/20/09 4:33 PM Found	% Rec
Mercury	253.7	5.0	5.09	**101.7**	4.94	**98.8**	4.93	**98.7**	5.22	**104.5**	5.44	**108.8**

TestAmerica North Canton

Metals Data Reporting Form

Continuing Calibration Verification

Instrument: CVAA **Units:** ug/L

Chart Number: hg40820a.prn **Acceptable Range:** 80% - 120%

Standard Source: Ultra **Standard ID:**

Element	WL/ Mass	True Conc	Ck6CCV 08/20/09 4:53 PM Found	% Rec	Ck6CCV 08/20/09 5:17 PM Found	% Rec	Ck6CCV 08/20/09 5:38 PM Found	% Rec	Ck6CCV 08/20/09 5:49 PM Found	% Rec	Found	% Rec
Mercury	253.7	5.0	5.36	**107.3**	5.31	**106.3**	5.26	**105.1**	5.28	**105.5**		

TestAmerica North Canton

Metals Data Reporting Form

Contract Required Detection Limit Standard

Instrument: CVAA **Units:** ug/L

Chart Number: hg40820a.prn **Acceptable Range:** 50% - 150%

Standard Source: Ultra **Standard ID:**

Element	WL/ Mass	True Conc	Ck4CRA\MRL 08/20/09 8:57 AM Found	% Rec	Found	% Rec	Found	% Rec	Found	% Rec	Found	% Rec
Mercury	253.7	0.2	0.24	117.8								

OK not >20%

TestAmerica North Canton

Metals Data Reporting Form

Initial Calibration Blank Results

Instrument: CVAA **Units:** ug/L

Chart Number: hg40820a.prn

Standard Source: _____ **Standard ID:** _____

Element	WL/ Mass	Report Limit	Ck3ICB 08/20/09 8:55 AM Found	Q	Found	Q	Found	Q	Found	Q	Found	Q
Mercury	253.7	0.2	0.1	U								

5.04.5

U Result is less than the IDL

B Result is between IDL and RL

Form 3 Equivalent

TestAmerica North Canton

Metals Data Reporting Form

Continuing Calibration Blank Results

Instrument: CVAA **Units:** ug/L

Chart Number: hg40820a.prn

Standard Source: _____ **Standard ID:** _____

Element	WL/ Mass	Report Limit	Ck5CCB 08/20/09 9:01 AM Found	Q	Ck5CCB 08/20/09 3:17 PM Found	Q	Ck5CCB 08/20/09 3:54 PM Found	Q	Ck5CCB 08/20/09 4:14 PM Found	Q	Ck5CCB 08/20/09 4:35 PM Found	Q
Mercury	253.7	0.2	0.1	U	0.1	U	0.1	U	**-0.2**	**B**	0.1	U

U Result is less than the IDL

B Result is between IDL and RL

TestAmerica North Canton

Metals Data Reporting Form

Continuing Calibration Blank Results

Instrument: CVAA **Units:** ug/L

Chart Number: hg40820a.prn

Standard Source: _____ **Standard ID:** _____

Element	WL/ Mass	Report Limit	Ck5CCB 08/20/09 4:56 PM Found	Q	Ck5CCB 08/20/09 5:19 PM Found	Q	Ck5CCB 08/20/09 5:40 PM Found	Q	Ck5CCB 08/20/09 5:51 PM Found	Q	Found	Q
Mercury	253.7	0.2	0.1	U	0.1	U	0.1	U	0.1	U		

U Result is less than the IDL

B Result is between IDL and RL

: Instrument Upload Run Log - Page 1 :
: Started Tue Aug 25 05:33:29 2009 by DAVIESB :
: Data File: UPL$CAN_DATA_ROOT:<REP>I80824B.CSV;1 :

#	WorkOrder	Dilution	Date	Time	Batch	Lot	Instrument
1	STD1	1	24-AUG-2009	12:05:21			I8
2	STD2	1	24-AUG-2009	12:09:32			I8
3	STD3	1	24-AUG-2009	12:15:44			I8
4	STD4	1	24-AUG-2009	12:21:58			I8
5	ICV	1	24-AUG-2009	12:26:03			I8
6	ICB	1	24-AUG-2009	12:32:17			I8
7	CRI	1	24-AUG-2009	12:36:15			I8
8	ICSA	1	24-AUG-2009	12:40:16			I8
9	ICSAB	1	24-AUG-2009	12:44:16			I8
10	CCV	1	24-AUG-2009	12:50:30			I8
11	CCB	1	24-AUG-2009	12:56:43			I8
12	40	1	24-AUG-2009	13:00:41			I8
13	LTB	1	24-AUG-2009	13:04:39			I8
14	LTB	1	24-AUG-2009	13:08:38			I8
15	LH2G9	10	24-AUG-2009	13:12:38	9226026	9H12208	I8
16	LH2HA	10	24-AUG-2009	13:16:38	9226026	9H12208	I8
17	LH2HD	10	24-AUG-2009	13:20:39	9226026	9H12208	I8
18	LH2HE	10	24-AUG-2009	13:24:43	9226026	9H12208	I8
19	LH2HG	10	24-AUG-2009	13:28:46	9226026	9H12208	I8
20	LH2HGL	50	24-AUG-2009	13:32:43			I8
21	LH523B	1	24-AUG-2009	13:36:43	9226025	A9H140000	I8
22	CCV	1	24-AUG-2009	13:40:41			I8
23	CCB	1	24-AUG-2009	13:46:41			I8
24	LH523C	1	24-AUG-2009	13:50:11	9226025	A9H140000	I8
25	LH2EK	10	24-AUG-2009	13:56:24	9226025	9H12208	I8
26	LH2EKX	10	24-AUG-2009	14:00:24	9226025	9H12208	I8
27	LH2EKS	10	24-AUG-2009	14:04:25	9226025	9H12208	I8
28	LH2ET	10	24-AUG-2009	14:08:26	9226025	9H12208	I8
29	LH2E1	1	24-AUG-2009	14:12:26	9226025	9H12208	I8
30	LH2E2	10	24-AUG-2009	14:16:30	9226025	9H12208	I8
31	LH2E4	10	24-AUG-2009	14:20:36	9226025	9H12208	I8
32	LH2E5	1	24-AUG-2009	14:24:40	9226025	9H12208	I8
33	LH2E6	10	24-AUG-2009	14:28:40	9226025	9H12208	I8
34	CCV	1	24-AUG-2009	14:33:08			I8
35	CCB	1	24-AUG-2009	14:39:19			I8
36	LH2E7	10	24-AUG-2009	14:42:14	9226025	9H12208	I8
37	LH2E9	10	24-AUG-2009	14:46:11	9226025	9H12208	I8
38	LH2FD	10	24-AUG-2009	14:50:10	9226025	9H12208	I8
39	LH2FG	10	24-AUG-2009	14:54:09	9226025	9H12208	I8
40	LH2FJ	1	24-AUG-2009	14:58:07	9226025	9H12208	I8
41	LH2FR	10	24-AUG-2009	15:02:06	9226025	9H12208	I8
42	LH2G0	1	24-AUG-2009	15:06:18	9226025	9H12208	I8
43	LH2G2	1	24-AUG-2009	15:10:18	9226025	9H12208	I8
44	LH2G3	10	24-AUG-2009	15:14:19	9226025	9H12208	I8

(continued)

#	WorkOrder	Dilution	Date	Time	Batch	Lot	Instrument
45	LH2G4	10	24-AUG-2009	15:18:19	9226025	9H12208	I8
46	CCV	1	24-AUG-2009	15:22:20			I8
47	CCB	1	24-AUG-2009	15:28:29			I8
48	LH2G5	10	24-AUG-2009	15:32:27	9226025	9H12208	I8
49	LH2G6	10	24-AUG-2009	15:36:28	9226025	9H12208	I8
50	LH2G7	10	24-AUG-2009	15:40:33	9226025	9H12208	I8
51	LH2G7L	50	24-AUG-2009	15:44:34			I8
52	LJFMDB	1	24-AUG-2009	15:48:39	9232029	A9H200000	I8
53	LJFMDC	1	24-AUG-2009	15:52:39	9232029	A9H200000	I8
54	LJADN	50	24-AUG-2009	15:57:54	9232029	A9H180109	I8
55	LH9R3	1	24-AUG-2009	16:01:54	9232029	A9H170151	I8
56	LH9R3S	10	24-AUG-2009	16:06:05	9232029	A9H170151	I8
57	LH9R3D	10	24-AUG-2009	16:10:05	9232029	A9H170151	I8
58	CCV	1	24-AUG-2009	16:14:07			I8
59	CCB	1	24-AUG-2009	16:20:19			I8
60	LH7R7	10	24-AUG-2009	16:24:18	9232029	9H14277	I8
61	LH7R7	50	24-AUG-2009	16:28:17	9232029	9H14277	I8
62	LH7R8	1	24-AUG-2009	16:32:20	9232029	9H14277	I8
63	LH7R9	10	24-AUG-2009	16:36:23	9232029	9H14277	I8
64	LH7TA	1	24-AUG-2009	16:40:22	9232029	9H14277	I8
65	LH7TC	1	24-AUG-2009	16:44:23	9232029	9H14277	I8
66	LH7TD	1	24-AUG-2009	16:48:21	9232029	9H14277	I8
67	LH7TG	50	24-AUG-2009	16:52:20	9232029	9H14277	I8
68	LH7TH	1	24-AUG-2009	16:56:29	9232029	9H14277	I8
69	LJFMPB	1	24-AUG-2009	17:00:28	9232036	A9H200000	I8
70	CCV	1	24-AUG-2009	17:04:27			I8
71	CCB	1	24-AUG-2009	17:10:29			I8
72	LJFMPC	1	24-AUG-2009	17:14:27	9232036	A9H200000	I8
73	LH44N	1	24-AUG-2009	17:20:41	9232036	9H13253	I8
74	LH44NX	1	24-AUG-2009	17:24:45	9232036	9H13253	I8
75	LH44NF	1	24-AUG-2009	17:28:54	9232036	9H13253	I8
76	LH44NS	1	24-AUG-2009	17:32:54	9232036	9H13253	I8
77	LH45E	1	24-AUG-2009	17:39:08	9232036	9H13253	I8
78	LH45EF	1	24-AUG-2009	17:43:09	9232036	9H13253	I8
79	LH45K	1	24-AUG-2009	17:47:08	9232036	9H13253	I8
80	LH45KF	1	24-AUG-2009	17:51:15	9232036	9H13253	I8
81	LH45N	1	24-AUG-2009	17:55:14	9232036	9H13253	I8
82	CCV	1	24-AUG-2009	17:59:13			I8
83	CCB	1	24-AUG-2009	18:05:26			I8
84	LH45NF	1	24-AUG-2009	18:09:31	9232036	9H13253	I8
85	LH45Q	1	24-AUG-2009	18:13:40	9232036	9H13253	I8
86	LH45QF	1	24-AUG-2009	18:17:39	9232036	9H13253	I8
87	LH46D	1	24-AUG-2009	18:21:40	9232036	9H13253	I8
88	LH46DF	1	24-AUG-2009	18:25:39	9232036	9H13253	I8

(continued)

#	WorkOrder	Dilution	Date	Time	Batch	Lot	Instrument
89	LH46E	1	24-AUG-2009	18:29:39	9232036	9H13253	I8
90	LH46EF	1	24-AUG-2009	18:33:40	9232036	9H13253	I8
91	LH46EFL	1	24-AUG-2009	18:37:47			I8
92	LH2G9	50	24-AUG-2009	18:41:46	9226026	9H12208	I8
93	LH2HA	50	24-AUG-2009	18:47:18	9226026	9H12208	I8
94	CCV	1	24-AUG-2009	18:51:16			I8
95	CCB	1	24-AUG-2009	18:57:27			I8
96	LJMH7B	1	24-AUG-2009	19:01:28	9236023	A9H240000	I8
97	LJMH7C	1	24-AUG-2009	19:06:47	9236023	A9H240000	I8
98	LJKJX	1	24-AUG-2009	19:11:58	9236023	A9H210225	I8
99	LJKJ1	1	24-AUG-2009	19:16:03	9236023	A9H210225	I8
100	LJL9Q	1	24-AUG-2009	19:20:47	9236023	A9H220170	I8
101	LJL9QS	1	24-AUG-2009	19:25:04	9236023	A9H220170	I8
102	LJL9QD	1	24-AUG-2009	19:30:26	9236023	A9H220170	I8
103	LJL90	1	24-AUG-2009	19:35:29	9236023	A9H220170	I8
104	LJL92	1	24-AUG-2009	19:41:13	9236023	A9H220170	I8
105	LJL94	1	24-AUG-2009	19:45:17	9236023	A9H220170	I8
106	CCV	1	24-AUG-2009	19:49:31			I8
107	CCB	1	24-AUG-2009	19:54:45			I8
108	LJL96	1	24-AUG-2009	19:58:46	9236023	A9H220170	I8
109	LJL97	1	24-AUG-2009	20:02:43	9236023	A9H220170	I8
110	LJL99	1	24-AUG-2009	20:07:27	9236023	A9H220170	I8
111	LJMAC	1	24-AUG-2009	20:11:27	9236023	A9H220170	I8
112	LJMACL	1	24-AUG-2009	20:15:33			I8
113	40	1	24-AUG-2009	20:19:37			I8
114	LTB	1	24-AUG-2009	20:23:35			I8
115	LTB	1	24-AUG-2009	20:27:38			I8
116	CCV	1	24-AUG-2009	20:31:51			I8
117	CCB	1	24-AUG-2009	20:36:14			I8

End of Report

TestAmerica North Canton

Metals Data Reporting Form

Initial Calibration Verification Standard

Instrument: ICPMS **Units:** ug/L

Chart Number: I80824B.csv **Acceptable Range:** 90% - 110%

Standard Source: _____ **Standard ID:** _____

Element	WL/ Mass	True Conc	ICV 08/24/09 12:26 PM Found	% Rec	Found	% Rec	Found	% Rec	Found	% Rec	Found	% Rec
Antimony	121	80.0	82.26	**102.8**								
Arsenic	75	80.0	81.16	**101.5**								
Barium	137	80.0	78.72	**98.4**								
Beryllium	9	80.0	82.63	**103.3**								
Cadmium	111	80.0	83.09	**103.9**								
Chromium	52	80.0	81.98	**102.5**								
Cobalt	59	80.0	81.63	**102.0**								
Copper	65	80.0	84.08	**105.1**								
Iron	56	20000.0	20206.67	**101.0**								
Lead	208	80.0	78.93	**98.7**								
Manganese	55	400.0	408.53	**102.1**								
Molybdenum	95	80.0	83.04	**103.8**								
Nickel	60	80.0	84.17	**105.2**								
Potassium	39	40000.0	39663.33	**99.2**								
Selenium	78	80.0	84.03	**105.0**								
Silver	107	80.0	85.58	**107.0**								
Thallium	205	80.0	78.36	**98.0**								
Vanadium	51	80.0	81.04	**101.3**								
Zinc	66	80.0	83.32	**104.2**								

TestAmerica North Canton

Metals Data Reporting Form

Continuing Calibration Verification

Instrument: ICPMS **Units:** ug/L

Chart Number: I80824B.csv **Acceptable Range:** 90% - 110%

Standard Source: _____ **Standard ID:** _____

Element	WL/ Mass	True Conc	CCV 08/24/09 12:50 PM Found	% Rec	CCV 4 08/24/09 4:14 PM Found	% Rec	CCV 5 08/24/09 5:04 PM Found	% Rec	CCV 6 08/24/09 5:59 PM Found	% Rec	CCV 7 08/24/09 6:51 PM Found	% Rec
Antimony	121	100.0	101.10	**101.1**	101.47	**101.5**	101.77	**101.8**	100.97	**101.0**	102.73	**102.7**
Arsenic	75	100.0	100.40	**100.4**	101.83	**101.8**	100.99	**101.0**	101.26	**101.3**	102.50	**102.5**
Barium	137	100.0	99.29	**99.3**	98.14	**98.1**	99.40	**99.4**	98.43	**98.4**	99.25	**99.3**
Beryllium	9	100.0	94.46	**94.5**	99.85	**99.8**	95.56	**95.6**	98.06	**98.1**	96.77	**96.8**
Cadmium	111	100.0	103.33	**103.3**	101.60	**101.6**	102.43	**102.4**	102.00	**102.0**	104.30	**104.3**
Chromium	52	100.0	102.50	**102.5**	100.68	**100.7**	100.80	**100.8**	101.37	**101.4**	102.13	**102.1**
Cobalt	59	100.0	101.27	**101.3**	101.02	**101.0**	100.57	**100.6**	100.67	**100.7**	102.00	**102.0**
Copper	65	100.0	103.93	**103.9**	102.93	**102.9**	102.10	**102.1**	102.27	**102.3**	102.11	**102.1**
Iron	56	25000.0	25500.00	**102.0**	25486.67	**101.9**	25430.00	**101.7**	25603.33	**102.4**	25956.67	**103.8**
Lead	208	100.0	98.44	**98.4**	99.03	**99.0**	98.68	**98.7**	96.98	**97.0**	99.35	**99.4**
Manganese	55	500.0	514.97	**103.0**	515.00	**103.0**	517.53	**103.5**	520.43	**104.1**	524.07	**104.8**
Molybdenum	95	100.0	108.97	**109.0**	103.47	**103.5**	104.80	**104.8**	105.20	**105.2**	104.87	**104.9**
Nickel	60	100.0	102.33	**102.3**	102.40	**102.4**	102.17	**102.2**	103.07	**103.1**	104.07	**104.1**
Potassium	39	50000.0	50566.67	**101.1**	51206.67	**102.4**	51440.00	**102.9**	50736.67	**101.5**	52000.00	**104.0**
Selenium	78	100.0	100.92	**100.9**	102.53	**102.5**	103.73	**103.7**	102.73	**102.7**	105.27	**105.3**
Silver	107	100.0	103.67	**103.7**	101.90	**101.9**	103.27	**103.3**	101.76	**101.8**	103.17	**103.2**
Thallium	205	100.0	98.30	**98.3**	99.57	**99.6**	99.70	**99.7**	98.25	**98.3**	98.87	**98.9**
Vanadium	51	100.0	101.37	**101.4**	100.60	**100.6**	99.99	**100.0**	101.97	**102.0**	102.37	**102.4**
Zinc	66	100.0	104.17	**104.2**	104.73	**104.7**	105.70	**105.7**	106.10	**106.1**	104.23	**104.2**

TestAmerica North Canton

Metals Data Reporting Form

Contract Required Detection Limit Standard

Instrument: ICPMS **Units:** ug/L

Chart Number: I80824B.csv **Acceptable Range:** 50% - 150%

Standard Source: _____ **Standard ID:** _____

Element	WL/ Mass	True Conc	CRI 08/24/09 12:36 PM Found	% Rec	Found	% Rec	Found	% Rec	Found	% Rec	Found	% Rec
Antimony	121	2.0	2.06	**103.0**								
Arsenic	75	2.0	2.17	**108.7**								
Barium	137	1.0	1.1	**111.5**								
Beryllium	9	1.0	1.09	**108.7**								
Cadmium	111	0.5	0.50	**99.7**								
Chromium	52	2.0	2.09	**104.6**								
Cobalt	59	1.0	1.08	**108.4**								
Copper	65	2.0	2.44	**122.2**								
Iron	56	50.0	64.03	**128.1**								
Lead	208	1.0	1.08	**108.1**								
Manganese	55	1.0	1.34	**133.6**								
Molybdenu	95	10.0	10.37	**103.7**								
Nickel	60	2.0	2.57	**128.6**								
Potassium	39	1000.0	1015.00	**101.5**								
Selenium	78	2.0	2.12	**106.1**								
Silver	107	0.5	0.59	**117.2**								
Thallium	205	1.0	1.00	**99.5**								
Vanadium	51	5.0	5.37	**107.4**								
Zinc	66	10.0	12.67	**126.7**								

TestAmerica North Canton

Metals Data Reporting Form

Initial Calibration Blank Results

Instrument: ICPMS **Units:** ug/L

Chart Number: I80824B.csv

Standard Source: _____ **Standard ID:** _____

Element	WL/ Mass	Report Limit	ICB 08/24/09 12:32 PM Found	Q	Found	Q	Found	Q	Found	Q	Found	Q
Antimony	121	2	0.055	U								
Arsenic	75	5	0.21	U								
Barium	137	1	0.052	U								
Beryllium	9	1	0.037	U								
Cadmium	111	1	0.027	U								
Chromium	52	2	0.066	U								
Cobalt	59	1	0.033	U								
Copper	65	2	0.064	U								
Iron	56	50	11	U								
Lead	208	1	0.034	U								
Manganese	55	1	0.14	U								
Molybdenum	95	2	0.2	U								
Nickel	60	2	0.1	U								
Potassium	39	1000	17	U								
Selenium	78	5	0.14	U								
Silver	107	1	0.033	U								
Thallium	205	1	0.12	U								
Vanadium	51	20	0.6	U								
Zinc	66	20	0.85	U								

U Result is less than the IDL
B Result is between IDL and RL

TestAmerica North Canton

Metals Data Reporting Form

Continuing Calibration Blank Results

Instrument: ICPMS **Units:** ug/L

Chart Number: I80824B.csv

Standard Source: _____ **Standard ID:** _____

Element	WL/ Mass	Report Limit	CCB 08/24/09 12:56 PM		CCB 4 08/24/09 4:20 PM		CCB 5 08/24/09 5:10 PM		CCB 6 08/24/09 6:05 PM		CCB 7 08/24/09 6:57 PM	
			Found	Q	Found	Q	Found	Q	Found	Q	Found	Q
Antimony	121	2	0.055	U	0.055	U	0.055	U	**0.087**	**B**	**0.17**	**B**
Arsenic	75	5	0.21	U	0.21	U	0.21	U	0.21	U	**0.26**	**B**
Barium	137	1	0.052	U	0.052	U	0.052	U	0.052	U	**0.17**	**B**
Beryllium	9	1	0.037	U	0.037	U	**0.044**	**B**	**0.048**	**B**	**0.082**	**B**
Cadmium	111	1	0.027	U	**0.038**	**B**	**0.027**	**B**	**0.05**	**B**	**0.15**	**B**
Chromium	52	2	0.066	U	0.066	U	0.066	U	0.066	U	0.066	U
Cobalt	59	1	0.033	U	**0.05**	**B**	**0.049**	**B**	**0.043**	**B**	**0.13**	**B**
Copper	65	2	0.064	U	0.064	U	0.064	U	0.064	U	**0.22**	**B**
Iron	56	50	11	U	**12.8**	**B**	**15.3**	**B**	**17.3**	**B**	**44.5**	**B**
Lead	208	1	0.034	U	**0.062**	**B**	**0.073**	**B**	**0.084**	**B**	**0.18**	**B**
Manganese	55	1	0.14	U	**0.19**	**B**	**0.27**	**B**	**0.35**	**B**	**0.79**	**B**
Molybdenum	95	2	**0.74**	**B**	0.2	U	0.2	U	0.2	U	**0.54**	**B**
Nickel	60	2	0.1	U	0.1	U	0.1	U	0.1	U	**0.19**	**B**
Potassium	39	1000	17	U	**19**	**B**	**24.7**	**B**	**28.4**	**B**	**40**	**B**
Selenium	78	5	0.14	U	0.14	U	0.14	U	0.14	U	**0.18**	**B**
Silver	107	1	0.033	U	**0.038**	**B**	**0.047**	**B**	**0.055**	**B**	**0.14**	**B**
Thallium	205	1	**0.15**	**B**	0.12	U	0.12	U	**0.14**	**B**	**0.48**	**B**
Vanadium	51	20	0.6	U	0.6	U	0.6	U	0.6	U	0.6	U
Zinc	66	20	0.85	U	0.85	U	0.85	U	0.85	U	0.85	U

U Result is less than the IDL

B Result is between IDL and RL

Form 3 Equivalent

#	WorkOrder	Dilution	Date	Time	Batch	Lot	Instrument
1	STD1	1	25-AUG-2009	10:55:45			I8
2	STD2	1	25-AUG-2009	10:59:14			I8
3	STD3	1	25-AUG-2009	11:03:51			I8
4	STD4	1	25-AUG-2009	11:08:45			I8
5	ICV	1	25-AUG-2009	11:17:33			I8
6	ICB	1	25-AUG-2009	11:22:35			I8
7	CRI	1	25-AUG-2009	11:25:35			I8
8	ICSA	1	25-AUG-2009	11:29:42			I8
9	ICSAB	1	25-AUG-2009	11:33:55			I8
10	CCV	1	25-AUG-2009	11:40:13			I8
11	CCB	1	25-AUG-2009	11:46:30			I8
12	LH2E2	20	25-AUG-2009	11:53:35	9226025	9H12208	I8
13	LH2E4	100	25-AUG-2009	11:57:42	9226025	9H12208	I8
14	LH2E7	20	25-AUG-2009	12:01:48	9226025	9H12208	I8
15	LH2E9	20	25-AUG-2009	12:05:50	9226025	9H12208	I8
16	LH2FD	50	25-AUG-2009	12:09:57	9226025	9H12208	I8
17	LH2FG	20	25-AUG-2009	12:14:03	9226025	9H12208	I8
18	LJADN	100	25-AUG-2009	12:18:07	9232029	A9H180109	I8
19	LH7R7	100	25-AUG-2009	12:22:11	9232029	9H14277	I8
20	LH45E	10	25-AUG-2009	12:26:16	9232036	9H13253	I8
21	CCV	1	25-AUG-2009	12:30:42			I8
22	CCB	1	25-AUG-2009	12:35:18			I8
23	LH2E4	100	25-AUG-2009	12:39:27	9226025	9H12208	I8
24	LH7R7	100	25-AUG-2009	12:43:32	9232029	9H14277	I8
25	LH2E1	10	25-AUG-2009	12:47:46	9226025	9H12208	I8
26	CRI	1	25-AUG-2009	12:51:56			I8
27	LTB	1	25-AUG-2009	12:56:00			I8
28	LH45KF	1	25-AUG-2009	13:00:09	9232036	9H13253	I8
29	CCV	1	25-AUG-2009	13:04:24			I8
30	CCB	1	25-AUG-2009	13:08:46			I8
31	LH45EF	10	25-AUG-2009	13:11:53	9232036	9H13253	I8
32	LH46E	1	25-AUG-2009	13:15:59	9232036	9H13253	I8
33	LH46EF	1	25-AUG-2009	13:20:04	9232036	9H13253	I8
34	LJMHXB	1	25-AUG-2009	13:24:06	9236019	A9H240000	I8
35	LJMHXC	1	25-AUG-2009	13:28:07	9236019	A9H240000	I8
36	LJJ43	10	25-AUG-2009	13:32:28	9236019	A9H210177	I8
37	LJJ43F	10	25-AUG-2009	13:36:30	9236019	A9H210177	I8
38	LJEX2	1	25-AUG-2009	13:40:35	9236019	A9H190265	I8
39	LJKVM	1	25-AUG-2009	13:44:46	9236019	A9H210262	I8
40	LJKV8	1	25-AUG-2009	13:48:56	9236019	A9H210262	I8
41	CCV	1	25-AUG-2009	13:52:59			I8
42	CCB	1	25-AUG-2009	13:57:43			I8
43	LJKV9	1	25-AUG-2009	14:01:47	9236019	A9H210262	I8
44	LJKWA	1	25-AUG-2009	14:05:54	9236019	A9H210262	I8

(continued)

TestAmerica North Canton

Metals Data Reporting Form

Initial Calibration Verification Standard

Instrument: ICPMS **Units:** ug/L

Chart Number: I80825A.csv **Acceptable Range:** 90% - 110%

Standard Source: _____ **Standard ID:** _____

Element	WL/ Mass	True Conc	ICV 08/25/09 11:17 AM Found	% Rec	Found	% Rec	Found	% Rec	Found	% Rec	Found	% Rec
Manganese	55	400.0	422.87	**105.7**								

TestAmerica North Canton

Metals Data Reporting Form

Continuing Calibration Verification

Instrument: ICPMS **Units:** ug/L

Chart Number: I80825A.csv **Acceptable Range:** 90% - 110%

Standard Source: _____ **Standard ID:** _____

Element	WL/ Mass	True Conc	CCV 08/25/09 11:40 AM Found	% Rec	CCV 1 08/25/09 12:30 PM Found	% Rec	CCV 08/25/09 1:04 PM Found	% Rec	CCV 2 08/25/09 1:52 PM Found	% Rec	Found	% Rec
Manganese	55	500.0	535.20	**107.0**	520.57	**104.1**	526.63	**105.3**	533.43	**106.7**		

TestAmerica North Canton

Metals Data Reporting Form

Contract Required Detection Limit Standard

Instrument: ICPMS **Units:** ug/L

Chart Number: I80825A.csv **Acceptable Range:** 50% - 150%

Standard Source: _____ **Standard ID:** _____

Element	WL/ Mass	True Conc	CRI 08/25/09 11:25 AM Found	% Rec	Found	% Rec	Found	% Rec	Found	% Rec	Found	% Rec
Manganese	55	1.0	1.2	128.7								

TestAmerica North Canton

Metals Data Reporting Form

Initial Calibration Blank Results

Instrument: ICPMS **Units:** ug/L

Chart Number: I80825A.csv

Standard Source: _____ **Standard ID:** _____

Element	WL/ Mass	Report Limit	ICB 08/25/09 11:22 AM Found	Q	Found	Q	Found	Q	Found	Q	Found	Q
Manganese	55	1	0.14	U								

U Result is less than the IDL

B Result is between IDL and RL

Form 3 Equivalent

TestAmerica North Canton

Metals Data Reporting Form

Continuing Calibration Blank Results

Instrument: ICPMS **Units:** ug/L

Chart Number: I80825A.csv

Standard Source: _____ **Standard ID:** _____

Element	WL/ Mass	Report Limit	CCB 08/25/09 11:46 AM Found	Q	CCB 1 08/25/09 12:35 PM Found	Q	CCB 08/25/09 1:08 PM Found	Q	CCB 2 08/25/09 1:57 PM Found	Q	Found	Q
Manganese	55	1	0.14	U	**0.16**	**B**	**0.29**	**B**	**0.3**	**B**		

U Result is less than the IDL

B Result is between IDL and RL

#	WorkOrder	Dilution	Date	Time	Batch	Lot	Instrument
1	STD1	1	26-AUG-2009	10:09:01			I8
2	STD2	1	26-AUG-2009	10:12:10			I8
3	STD3	1	26-AUG-2009	10:15:52			I8
4	STD4	1	26-AUG-2009	10:20:17			I8
5	ICV	1	26-AUG-2009	10:24:22			I8
6	ICB	1	26-AUG-2009	10:29:05			I8
7	CRI	1	26-AUG-2009	10:31:59			I8
8	ICSA	1	26-AUG-2009	10:36:07			I8
9	ICSAB	1	26-AUG-2009	10:39:03			I8
10	CCV	1	26-AUG-2009	10:46:31			I8
11	CCB	1	26-AUG-2009	10:51:23			I8
12	LH45KF	1	26-AUG-2009	10:54:13	9232036	9H13253	I8
13	LH7R7	200	26-AUG-2009	10:58:11	9232029	9H14277	I8
14	LJKWC	1	26-AUG-2009	11:02:22			I8
15	LJKWCS	1	26-AUG-2009	11:05:21			I8
16	LJKWCD	1	26-AUG-2009	11:08:21			I8
17	LJL3K	1	26-AUG-2009	11:13:27	9236019	A9H220155	I8
18	LJK3R	100	26-AUG-2009	11:17:38	9236014	A9H210280	I8
19	LJJ88	1	26-AUG-2009	11:21:35	9236016	A9H210192	I8
20	LJFMVB	1	26-AUG-2009	11:25:32	9232038	A9H200000	I8
21	LJFMVC	1	26-AUG-2009	11:29:31	9232038	A9H200000	I8
22	CCV	1	26-AUG-2009	11:34:14			I8
23	CCB	1	26-AUG-2009	11:39:15			I8
24	LH8PX	1	26-AUG-2009	11:42:06	9232038	9H13253	I8
25	LH8PXF	1	26-AUG-2009	11:46:06	9232038	9H13253	I8
26	LH8PXX	1	26-AUG-2009	11:50:02	9232038	9H13253	I8
27	LH8PXS	1	26-AUG-2009	11:52:54	9232038	9H13253	I8
28	LH8P3	1	26-AUG-2009	11:57:50	9232038	9H13253	I8
29	LH8P3F	1	26-AUG-2009	12:01:49	9232038	9H13253	I8
30	LH8P4	1	26-AUG-2009	12:05:43	9232038	9H13253	I8
31	LH8P4F	1	26-AUG-2009	12:09:40	9232038	9H13253	I8
32	LH8P6	1	26-AUG-2009	12:13:45	9232038	9H13253	I8
33	LH8P6F	1	26-AUG-2009	12:17:51	9232038	9H13253	I8
34	CCV	1	26-AUG-2009	12:24:40			I8
35	CCB	1	26-AUG-2009	12:29:35			I8
36	LH8P8	1	26-AUG-2009	12:33:33	9232038	9H13253	I8
37	LH8P8F	1	26-AUG-2009	12:37:38	9232038	9H13253	I8
38	LH8P8FL	1	26-AUG-2009	12:41:38			I8
39	LJJC9B	1	26-AUG-2009	12:45:35	9233016	A9H210000	I8
40	LJJC9C	1	26-AUG-2009	12:49:36	9233016	A9H210000	I8
41	LH7RH	1	26-AUG-2009	12:53:59	9233016	9H14277	I8
42	LH7RHX	1	26-AUG-2009	12:57:53	9233016	9H14277	I8
43	LH7RHS	1	26-AUG-2009	13:01:49	9233016	9H14277	I8
44	LH7RJ	10	26-AUG-2009	13:06:21	9233016	9H14277	I8

(continued)

#	WorkOrder	Dilution	Date	Time	Batch	Lot	Instrument
45	LH7RK	10	26-AUG-2009	13:10:16	9233016	9H14277	I8
46	CCV	1	26-AUG-2009	13:17:08			I8
47	CCB	1	26-AUG-2009	13:21:49			I8
48	LH7RL	10	26-AUG-2009	13:25:46	9233016	9H14277	I8
49	LH7RM	10	26-AUG-2009	13:29:42	9233016	9H14277	I8
50	LH7RN	10	26-AUG-2009	13:33:38	9233016	9H14277	I8
51	LH7RP	10	26-AUG-2009	13:37:35	9233016	9H14277	I8
52	LH7RQ	10	26-AUG-2009	13:41:32	9233016	9H14277	I8
53	LH7RR	1	26-AUG-2009	13:45:29	9233016	9H14277	I8
54	LH7RT	10	26-AUG-2009	13:49:26	9233016	9H14277	I8
55	LH7RV	10	26-AUG-2009	13:53:22	9233016	9H14277	I8
56	LH7RW	10	26-AUG-2009	13:57:15	9233016	9H14277	I8
57	LH7RX	10	26-AUG-2009	14:01:10	9233016	9H14277	I8
58	CCV	1	26-AUG-2009	14:09:09			I8
59	CCB	1	26-AUG-2009	14:14:02			I8
60	LH7R0	10	26-AUG-2009	14:17:56	9233016	9H14277	I8
61	LH7R1	1	26-AUG-2009	14:21:52	9233016	9H14277	I8
62	LH7R2	1	26-AUG-2009	14:25:51	9233016	9H14277	I8
63	LH7R3	10	26-AUG-2009	14:29:59	9233016	9H14277	I8
64	LH7R4	10	26-AUG-2009	14:33:57	9233016	9H14277	I8
65	LH7R5	1	26-AUG-2009	14:37:59	9233016	9H14277	I8
66	LH7R6	10	26-AUG-2009	14:42:13	9233016	9H14277	I8
67	LH7R6L	50	26-AUG-2009	14:47:15			I8
68	LJJDCB	1	26-AUG-2009	14:51:19	9233017	A9H210000	I8
69	LJJDCC	1	26-AUG-2009	14:55:15	9233017	A9H210000	I8
70	CCV	1	26-AUG-2009	14:59:37			I8
71	CCB	1	26-AUG-2009	15:06:54			I8
72	LH7QL	10	26-AUG-2009	15:10:49	9233017	9H14277	I8
73	LH7QLX	10	26-AUG-2009	15:14:44	9233017	9H14277	I8
74	LH7QLS	10	26-AUG-2009	15:18:39	9233017	9H14277	I8
75	LH7QN	1	26-AUG-2009	15:22:34	9233017	9H14277	I8
76	LH7QP	1	26-AUG-2009	15:26:33	9233017	9H14277	I8
77	LH7QQ	10	26-AUG-2009	15:30:30	9233017	9H14277	I8
78	LH7QR	1	26-AUG-2009	15:34:27	9233017	9H14277	I8
79	LH7QT	1	26-AUG-2009	15:38:23	9233017	9H14277	I8
80	LH7QV	10	26-AUG-2009	15:42:21	9233017	9H14277	I8
81	LH7QX	10	26-AUG-2009	15:46:18	9233017	9H14277	I8
82	CCV	1	26-AUG-2009	15:50:20			I8
83	CCB	1	26-AUG-2009	15:54:56			I8
84	LH7Q0	1	26-AUG-2009	15:58:51	9233017	9H14277	I8
85	LH7Q1	10	26-AUG-2009	16:02:46	9233017	9H14277	I8
86	LH7Q2	10	26-AUG-2009	16:06:41	9233017	9H14277	I8
87	LH7Q3	10	26-AUG-2009	16:10:38	9233017	9H14277	I8
88	LH7Q5	10	26-AUG-2009	16:14:41	9233017	9H14277	I8

(continued)

#	WorkOrder	Dilution	Date	Time	Batch	Lot	Instrument
89	LH7Q8	10	26-AUG-2009	16:18:37	9233017	9H14277	I8
90	LH7Q9	10	26-AUG-2009	16:22:36	9233017	9H14277	I8
91	LH7RA	10	26-AUG-2009	16:26:31	9233017	9H14277	I8
92	LH7RC	10	26-AUG-2009	16:30:27	9233017	9H14277	I8
93	LH7RD	10	26-AUG-2009	16:34:23	9233017	9H14277	I8
94	CCV	1	26-AUG-2009	16:38:19			I8
95	CCB	1	26-AUG-2009	16:43:07			I8
96	LH7RE	10	26-AUG-2009	16:47:06	9233017	9H14277	I8
97	LH7RG	10	26-AUG-2009	16:51:03	9233017	9H14277	I8
98	LH7RGL	50	26-AUG-2009	16:54:59			I8
99	LJFLTB	1	26-AUG-2009	16:58:55	9232019	A9H200000	I8
100	LJFLTC	1	26-AUG-2009	17:02:52	9232019	A9H200000	I8
101	LJDWP	1	26-AUG-2009	17:07:27	9232019	A9H190140	I8
102	LJDWPF	1	26-AUG-2009	17:11:25	9232019	A9H190140	I8
103	LJDW3F	1	26-AUG-2009	17:15:23	9232019	A9H190145	I8
104	LJEHQ	1	26-AUG-2009	17:19:19	9232019	9H19214	I8
105	CCV	1	26-AUG-2009	17:27:09			I8
106	CCB	1	26-AUG-2009	17:32:29			I8
107	LJEHQF	1	26-AUG-2009	17:36:28	9232019	9H19214	I8
108	LJEHQX	1	26-AUG-2009	17:40:27	9232019	9H19214	I8
109	LJEHQS	1	26-AUG-2009	17:44:23	9232019	9H19214	I8
110	LJEHX	1	26-AUG-2009	17:49:36	9232019	9H19214	I8
111	LJEHXF	1	26-AUG-2009	17:53:33	9232019	9H19214	I8
112	LJEH0	1	26-AUG-2009	17:57:28	9232019	9H19214	I8
113	LJEH0F	1	26-AUG-2009	18:01:26	9232019	9H19214	I8
114	LJEH7	1	26-AUG-2009	18:05:22	9232019	9H19214	I8
115	LJEH7F	1	26-AUG-2009	18:09:19	9232019	9H19214	I8
116	LJEH9	1	26-AUG-2009	18:13:15	9232019	9H19214	I8
117	CCV	1	26-AUG-2009	18:17:12			I8
118	CCB	1	26-AUG-2009	18:22:05			I8
119	LJEH9F	1	26-AUG-2009	18:26:00	9232019	9H19214	I8
120	LJEH9FL	1	26-AUG-2009	18:29:56			I8
121	LH8PX	10	26-AUG-2009	18:33:58	9232038	9H13253	I8
122	LH8PXF	10	26-AUG-2009	18:37:57	9232038	9H13253	I8
123	LH8PXX	10	26-AUG-2009	18:41:53	9232038	9H13253	I8
124	LH8PXS	10	26-AUG-2009	18:45:53	9232038	9H13253	I8
125	LH8P3	10	26-AUG-2009	18:49:53	9232038	9H13253	I8
126	LH8P3F	10	26-AUG-2009	18:53:53	9232038	9H13253	I8
127	LH7RT	200	26-AUG-2009	18:57:49	9233016	9H14277	I8
128	CCV	1	26-AUG-2009	19:01:45			I8
129	CCB	1	26-AUG-2009	19:06:33			I8
130	CCV	1	27-AUG-2009	08:47:54			I8
131	CCB	1	27-AUG-2009	08:55:00			I8
132	ICSA	1	27-AUG-2009	09:00:54			I8

(continued)

TestAmerica North Canton

Metals Data Reporting Form

Initial Calibration Verification Standard

Instrument: ICPMS **Units:** ug/L

Chart Number: I80826A.csv **Acceptable Range:** 90% - 110%

Standard Source: _____ **Standard ID:** _____

Element	WL/ Mass	True Conc	ICV 08/26/09 10:24 AM Found	% Rec	Found	% Rec	Found	% Rec	Found	% Rec	Found	% Rec
Antimony	121	80.0	80.85	**101.1**								
Arsenic	75	80.0	79.86	**99.8**								
Barium	137	80.0	78.30	**97.9**								
Beryllium	9	80.0	82.33	**102.9**								
Cadmium	111	80.0	83.00	**103.8**								
Chromium	52	80.0	81.75	**102.2**								
Cobalt	59	80.0	82.11	**102.6**								
Copper	65	80.0	83.23	**104.0**								
Iron	56	20000.0	19916.67	**99.6**								
Lead	208	80.0	78.40	**98.0**								
Manganese	55	400.0	402.00	**100.5**								
Molybdenum	95	80.0	82.12	**102.7**								
Nickel	60	80.0	83.42	**104.3**								
Selenium	78	80.0	80.95	**101.2**								
Silver	107	80.0	84.82	**106.0**								
Thallium	205	80.0	77.69	**97.1**								
Vanadium	51	80.0	79.28	**99.1**								
Zinc	66	80.0	83.99	**105.0**								

TestAmerica North Canton

Metals Data Reporting Form

Continuing Calibration Verification

Instrument: ICPMS **Units:** ug/L

Chart Number: I80826A.csv **Acceptable Range:** 90% - 110%

Standard Source: _____ **Standard ID:** _____

Element	WL/ Mass	True Conc	CCV 08/26/09 10:46 AM Found	% Rec	CCV 1 08/26/09 11:34 AM Found	% Rec	CCV 2 08/26/09 12:24 PM Found	% Rec	CCV 3 08/26/09 1:17 PM Found	% Rec	CCV 4 08/26/09 2:09 PM Found	% Rec
Antimony	121	100.0	101.90	**101.9**	102.40	**102.4**	102.73	**102.7**	102.23	**102.2**	102.73	**102.7**
Arsenic	75	100.0	101.02	**101.0**	98.55	**98.5**	99.57	**99.6**	99.33	**99.3**	100.67	**100.7**
Barium	137	100.0	96.13	**96.1**	98.21	**98.2**	97.87	**97.9**	98.66	**98.7**	99.12	**99.1**
Beryllium	9	100.0	98.30	**98.3**	91.86	**91.9**	92.11	**92.1**	93.87	**93.9**	93.73	**93.7**
Cadmium	111	100.0	102.70	**102.7**	104.07	**104.1**	103.83	**103.8**	105.13	**105.1**	104.70	**104.7**
Chromium	52	100.0	99.44	**99.4**	100.01	**100.0**	100.57	**100.6**	101.27	**101.3**	100.32	**100.3**
Cobalt	59	100.0	100.05	**100.0**	100.45	**100.5**	101.67	**101.7**	101.19	**101.2**	101.03	**101.0**
Copper	65	100.0	103.27	**103.3**	103.03	**103.0**	104.27	**104.3**	101.31	**101.3**	101.70	**101.7**
Iron	56	25000.0	24846.67	**99.4**	25086.67	**100.3**	25380.00	**101.5**	25466.67	**101.9**	25400.00	**101.6**
Lead	208	100.0	99.34	**99.3**	100.50	**100.5**	101.47	**101.5**	101.37	**101.4**	100.54	**100.5**
Manganese	55	500.0	513.57	**102.7**	523.77	**104.8**	525.83	**105.2**	521.60	**104.3**	516.60	**103.3**
Molybdenum	95	100.0	107.03	**107.0**	106.13	**106.1**	106.37	**106.4**	107.33	**107.3**	105.13	**105.1**
Nickel	60	100.0	102.20	**102.2**	101.12	**101.1**	101.67	**101.7**	102.67	**102.7**	100.42	**100.4**
Selenium	78	100.0	102.23	**102.2**	99.68	**99.7**	99.20	**99.2**	100.43	**100.4**	102.78	**102.8**
Silver	107	100.0	103.87	**103.9**	105.73	**105.7**	104.10	**104.1**	103.53	**103.5**	103.80	**103.8**
Thallium	205	100.0	97.92	**97.9**	98.97	**99.0**	99.78	**99.8**	98.93	**98.9**	97.03	**97.0**
Vanadium	51	100.0	97.42	**97.4**	97.47	**97.5**	99.11	**99.1**	99.55	**99.6**	98.67	**98.7**
Zinc	66	100.0	102.93	**102.9**	104.57	**104.6**	105.37	**105.4**	103.33	**103.3**	104.60	**104.6**

TestAmerica North Canton

Metals Data Reporting Form

Continuing Calibration Verification

Instrument: ICPMS **Units:** ug/L

Chart Number: I80826A.csv **Acceptable Range:** 90% - 110%

Standard Source: _____ **Standard ID:** _____

Element	WL/ Mass	True Conc	CCV 5 08/26/09 2:59 PM Found	% Rec	CCV 6 08/26/09 3:50 PM Found	% Rec	CCV 7 08/26/09 4:38 PM Found	% Rec	CCV 8 08/26/09 5:27 PM Found	% Rec	CCV 9 08/26/09 6:17 PM Found	% Rec
Antimony	121	100.0	104.20	**104.2**	101.20	**101.2**	101.80	**101.8**	101.67	**101.7**	100.93	**100.9**
Arsenic	75	100.0	100.60	**100.6**	100.88	**100.9**	99.29	**99.3**	98.43	**98.4**	97.56	**97.6**
Barium	137	100.0	99.26	**99.3**	96.75	**96.8**	98.80	**98.8**	97.43	**97.4**	96.68	**96.7**
Beryllium	9	100.0	97.13	**97.1**	95.84	**95.8**	95.07	**95.1**	89.87	**89.9**	93.30	**93.3**
Cadmium	111	100.0	104.07	**104.1**	102.10	**102.1**	102.70	**102.7**	105.40	**105.4**	102.77	**102.8**
Chromium	52	100.0	99.94	**99.9**	99.34	**99.3**	99.76	**99.8**	102.17	**102.2**	100.65	**100.7**
Cobalt	59	100.0	100.19	**100.2**	99.93	**99.9**	99.44	**99.4**	101.20	**101.2**	99.79	**99.8**
Copper	65	100.0	102.33	**102.3**	100.94	**100.9**	100.28	**100.3**	102.36	**102.4**	101.18	**101.2**
Iron	56	25000.0	25810.00	**103.2**	25340.00	**101.4**	25403.33	**101.6**	25396.67	**101.6**	25076.67	**100.3**
Lead	208	100.0	102.80	**102.8**	98.59	**98.6**	100.49	**100.5**	99.74	**99.7**	100.33	**100.3**
Manganese	55	500.0	530.63	**106.1**	522.73	**104.5**	524.93	**105.0**	529.37	**105.9**	527.93	**105.6**
Molybdenum	95	100.0	106.67	**106.7**	103.87	**103.9**	103.37	**103.4**	107.07	**107.1**	105.47	**105.5**
Nickel	60	100.0	101.40	**101.4**	102.10	**102.1**	99.99	**100.0**	102.80	**102.8**	101.49	**101.5**
Selenium	78	100.0	103.63	**103.6**	101.50	**101.5**	102.57	**102.6**	99.24	**99.2**	99.64	**99.6**
Silver	107	100.0	104.07	**104.1**	102.30	**102.3**	102.27	**102.3**	104.47	**104.5**	102.73	**102.7**
Thallium	205	100.0	99.26	**99.3**	97.80	**97.8**	98.25	**98.3**	98.97	**99.0**	98.90	**98.9**
Vanadium	51	100.0	98.98	**99.0**	97.99	**98.0**	99.40	**99.4**	99.05	**99.1**	98.95	**99.0**
Zinc	66	100.0	105.57	**105.6**	103.97	**104.0**	104.00	**104.0**	106.67	**106.7**	103.50	**103.5**

TestAmerica North Canton

Metals Data Reporting Form

Continuing Calibration Verification

Instrument: ICPMS **Units:** ug/L

Chart Number: I80826A.csv **Acceptable Range:** 90% - 110%

Standard Source: _____ **Standard ID:** _____

Element	WL/ Mass	True Conc	CCV 10 08/26/09 7:01 PM Found	% Rec	Found	% Rec	Found	% Rec	Found	% Rec	Found	% Rec
Antimony	121	100.0	102.00	**102.0**								
Arsenic	75	100.0	97.44	**97.4**								
Barium	137	100.0	97.85	**97.9**								
Beryllium	9	100.0	94.92	**94.9**								
Cadmium	111	100.0	104.30	**104.3**								
Chromium	52	100.0	99.53	**99.5**								
Cobalt	59	100.0	98.77	**98.8**								
Copper	65	100.0	100.51	**100.5**								
Iron	56	25000.0	25200.00	**100.8**								
Lead	208	100.0	99.82	**99.8**								
Manganese	55	500.0	523.77	**104.8**								
Molybdenum	95	100.0	104.20	**104.2**								
Nickel	60	100.0	100.29	**100.3**								
Selenium	78	100.0	98.63	**98.6**								
Silver	107	100.0	103.30	**103.3**								
Thallium	205	100.0	97.91	**97.9**								
Vanadium	51	100.0	98.31	**98.3**								
Zinc	66	100.0	103.00	**103.0**								

TestAmerica North Canton

Metals Data Reporting Form

Contract Required Detection Limit Standard

Instrument: ICPMS **Units:** ug/L

Chart Number: I80826A.csv **Acceptable Range:** 50% - 150%

Standard Source: _____ **Standard ID:** _____

Element	WL/ Mass	True Conc	CRI 08/26/09 10:31 AM Found	% Rec	Found	% Rec	Found	% Rec	Found	% Rec	Found	% Rec
Antimony	121	2.0	2.11	**105.4**								
Arsenic	75	2.0	2.07	**103.4**								
Barium	137	1.0	1.01	**101.4**								
Beryllium	9	1.0	1.05	**104.6**								
Cadmium	111	0.5	0.54	**108.7**								
Chromium	52	2.0	2.06	**102.9**								
Cobalt	59	1.0	1.07	**107.5**								
Copper	65	2.0	2.49	**124.4**								
Iron	56	50.0	62.35	**124.7**								
Lead	208	1.0	1.04	**104.0**								
Manganese	55	1.0	1.25	**124.9**								
Molybdenu	95	10.0	10.26	**102.6**								
Nickel	60	2.0	2.34	**117.1**								
Selenium	78	2.0	1.92	**95.8**								
Silver	107	0.5	0.59	**118.5**								
Thallium	205	1.0	1.00	**100.3**								
Vanadium	51	5.0	5.04	**100.8**								
Zinc	66	10.0	12.64	**126.4**								

TestAmerica North Canton

Metals Data Reporting Form

Initial Calibration Blank Results

Instrument: ICPMS **Units:** ug/L

Chart Number: I80826A.csv

Standard Source: _____ **Standard ID:** _____

Element	WL/ Mass	Report Limit	ICB 08/26/09 10:29 AM Found	Q	Found	Q	Found	Q	Found	Q	Found	Q
Antimony	121	2	0.055	U								
Arsenic	75	5	0.21	U								
Barium	137	1	0.052	U								
Beryllium	9	1	0.037	U								
Cadmium	111	1	0.027	U								
Chromium	52	2	**-0.1**	**B**								
Cobalt	59	1	0.033	U								
Copper	65	2	0.064	U								
Iron	56	50	11	U								
Lead	208	1	0.034	U								
Manganese	55	1	0.14	U								
Molybdenum	95	2	**0.34**	**B**								
Nickel	60	2	0.1	U								
Selenium	78	5	0.14	U								
Silver	107	1	0.033	U								
Thallium	205	1	**0.2**	**B**								
Vanadium	51	20	0.6	U								
Zinc	66	20	0.85	U								

U Result is less than the IDL

B Result is between IDL and RL

Form 3 Equivalent

TestAmerica North Canton

Metals Data Reporting Form

Continuing Calibration Blank Results

Instrument: ICPMS **Units:** ug/L

Chart Number: I80826A.csv

Standard Source: _____ **Standard ID:** _____

Element	WL/ Mass	Report Limit	CCB 08/26/09 10:51 AM Found	Q	CCB 1 08/26/09 11:39 AM Found	Q	CCB 2 08/26/09 12:29 PM Found	Q	CCB 3 08/26/09 1:21 PM Found	Q	CCB 4 08/26/09 2:14 PM Found	Q
Antimony	121	2	0.055	U	0.055	U	0.055	U	0.055	U	0.055	U
Arsenic	75	5	0.21	U	0.21	U	0.21	U	0.21	U	0.21	U
Barium	137	1	0.052	U	0.052	U	0.052	U	0.052	U	0.052	U
Beryllium	9	1	0.037	U	0.037	U	0.037	U	0.037	U	0.037	U
Cadmium	111	1	0.027	U	0.027	U	**0.027**	**B**	**0.031**	**B**	**0.038**	**B**
Chromium	52	2	**-0.072**	**B**	0.066	U	0.066	U	**-0.071**	**B**	0.066	U
Cobalt	59	1	0.033	U	0.033	U	0.033	U	**0.038**	**B**	**0.047**	**B**
Copper	65	2	0.064	U	0.064	U	0.064	U	0.064	U	0.064	U
Iron	56	50	11	U	11	U	11	U	11	U	**13.4**	**B**
Lead	208	1	0.034	U	0.034	U	0.034	U	**0.037**	**B**	**0.047**	**B**
Manganese	55	1	0.14	U	0.14	U	**0.17**	**B**	**0.23**	**B**	**0.28**	**B**
Molybdenum	95	2	**0.98**	**B**	**0.47**	**B**	**0.23**	**B**	**0.31**	**B**	**0.21**	**B**
Nickel	60	2	0.1	U	0.1	U	0.1	U	0.1	U	0.1	U
Selenium	78	5	0.14	U	0.14	U	0.14	U	0.14	U	0.14	U
Silver	107	1	0.033	U	0.033	U	0.033	U	**0.041**	**B**	**0.047**	**B**
Thallium	205	1	**0.2**	**B**	**0.21**	**B**	**0.15**	**B**	**0.18**	**B**	**0.14**	**B**
Vanadium	51	20	0.6	U	0.6	U	0.6	U	0.6	U	0.6	U
Zinc	66	20	0.85	U	0.85	U	0.85	U	0.85	U	0.85	U

U Result is less than the IDL

B Result is between IDL and RL

Form 3 Equivalent

TestAmerica North Canton

Metals Data Reporting Form

Continuing Calibration Blank Results

Instrument: ICPMS **Units:** ug/L

Chart Number: I80826A.csv

Standard Source: _____ **Standard ID:** _____

Element	WL/ Mass	Report Limit	CCB 5 08/26/09 3:06 PM Found	Q	CCB 6 08/26/09 3:54 PM Found	Q	CCB 7 08/26/09 4:43 PM Found	Q	CCB 8 08/26/09 5:32 PM Found	Q	CCB 9 08/26/09 6:22 PM Found	Q
Antimony	121	2	0.056	B	0.055	U	0.089	B	0.055	U	0.055	U
Arsenic	75	5	0.21	U	0.21	U	0.21	U	0.21	U	0.21	U
Barium	137	1	0.058	B	0.072	B	0.071	B	0.071	B	0.091	B
Beryllium	9	1	0.037	U	0.044	B	0.052	B	0.054	B	0.061	B
Cadmium	111	1	0.056	B	0.055	B	0.067	B	0.088	B	0.073	B
Chromium	52	2	0.066	U	0.066	U	0.066	U	0.066	U	0.066	U
Cobalt	59	1	0.047	B	0.063	B	0.065	B	0.068	B	0.084	B
Copper	65	2	0.064	U	0.095	B	0.064	U	0.075	B	0.14	B
Iron	56	50	15.4	B	17.4	B	21.1	B	24.2	B	27.5	B
Lead	208	1	0.047	B	0.05	B	0.097	B	0.13	B	0.13	B
Manganese	55	1	0.3	B	0.37	B	0.41	B	0.48	B	0.58	B
Molybdenum	95	2	0.33	B	0.29	B	0.25	B	0.2	U	0.26	B
Nickel	60	2	0.1	U	0.1	U	0.1	U	0.13	B	0.12	B
Selenium	78	5	0.14	U	0.14	U	0.14	U	0.14	U	0.14	U
Silver	107	1	0.047	B	0.067	B	0.067	B	0.08	B	0.087	B
Thallium	205	1	0.23	B	0.18	B	0.15	B	0.23	B	0.23	B
Vanadium	51	20	0.6	U	0.6	U	0.6	U	0.6	U	0.6	U
Zinc	66	20	0.85	U	0.85	U	0.85	U	0.85	U	0.85	U

U Result is less than the IDL

B Result is between IDL and RL

TestAmerica North Canton

Metals Data Reporting Form

Continuing Calibration Blank Results

Instrument: ICPMS **Units:** ug/L

Chart Number: I80826A.csv

Standard Source: _____ **Standard ID:** _____

Element	WL/ Mass	Report Limit	CCB 10 08/26/09 7:06 PM Found	Q	Found	Q	Found	Q	Found	Q	Found	Q
Antimony	121	2	**0.074**	**B**								
Arsenic	75	5	0.21	U								
Barium	137	1	**0.11**	**B**								
Beryllium	9	1	**0.078**	**B**								
Cadmium	111	1	**0.1**	**B**								
Chromium	52	2	0.066	U								
Cobalt	59	1	**0.095**	**B**								
Copper	65	2	**0.13**	**B**								
Iron	56	50	**29.7**	**B**								
Lead	208	1	**0.13**	**B**								
Manganese	55	1	**0.62**	**B**								
Molybdenum	95	2	**0.28**	**B**								
Nickel	60	2	**0.11**	**B**								
Selenium	78	5	0.14	U								
Silver	107	1	**0.093**	**B**								
Thallium	205	1	**0.22**	**B**								
Vanadium	51	20	0.6	U								
Zinc	66	20	0.85	U								

U Result is less than the IDL

B Result is between IDL and RL

Form 3 Equivalent

METHOD BLANK REPORT

General Chemistry

Client Lot #...: 9H13253 **Matrix.....:** WATER

PARAMETER	RESULT	REPORTING LIMIT	UNITS	METHOD	PREPARATION-ANALYSIS DATE	PREP BATCH #
Chloride		Work Order #: LH56G1AA		MB Lot-Sample #:	A9H140000-088	
	ND	1.0	mg/L	MCAWW 300.0A	08/13/09	9226088
		Dilution Factor: 1				
Nitrate as N		Work Order #: LH56H1AA		MB Lot-Sample #:	A9H140000-089	
	ND	0.10	mg/L	MCAWW 300.0A	08/13/09	9226089
		Dilution Factor: 1				
Nitrite as N		Work Order #: LH5651AA		MB Lot-Sample #:	A9H140000-097	
	ND	0.10	mg/L	MCAWW 300.0A	08/13/09	9226097
		Dilution Factor: 1				
Nitrogen, as Ammonia		Work Order #: LJM5V1AA		MB Lot-Sample #:	A9H240000-283	
	ND	0.2	mg/L	MCAWW 350.3	08/24/09	9236283
		Dilution Factor: 1				
Phosphate as P, Ortho		Work Order #: LH5611AA		MB Lot-Sample #:	A9H140000-095	
	ND	0.50	mg/L	MCAWW 300.0A	08/13/09	9226095
		Dilution Factor: 1				
Sulfate	**0.60 B**	Work Order #: LH56N1AA		MB Lot-Sample #:	A9H140000-090	
	0.60 B	**1.0**	**mg/L**	**MCAWW 300.0A**	**08/13/09**	**9226090**
		Dilution Factor: 1				
Total Alkalinity	**4.4 B**	Work Order #: LH9061AA		MB Lot-Sample #:	A9H170000-403	
	4.4 B	**5.0**	**mg/L**	**MCAWW 310.1**	**08/14/09**	**9229403**
		Dilution Factor: 1				
Total Dissolved Solids		Work Order #: LH8J61AA		MB Lot-Sample #:	A9H150000-072	
	ND	10	mg/L	MCAWW 160.1	08/15-08/17/09	9227072
		Dilution Factor: 1				

NOTE(S):

Calculations are performed before rounding to avoid round-off errors in calculated results.

B Estimated result. Result is less than RL.

METHOD BLANK REPORT

General Chemistry

Client Lot #...: 9H13253 **Matrix.....:** WATER

PARAMETER	RESULT	REPORTING LIMIT	UNITS	METHOD	PREPARATION-ANALYSIS DATE	PREP BATCH #
Dissolved Organic Carbon		Work Order #: LJECK1AA		MB Lot-Sample #:	A9H190000-300	
	ND	1	mg/L	SW846 9060	08/19/09	9231300
		Dilution Factor: 1				

NOTE(S):

Calculations are performed before rounding to avoid round-off errors in calculated results.

Method: 300, 9056

TestAmerica
North Canton
Ion Chromatography

1411

SEQUENCE: \\cansvr11\chem\WET\ic120.i\081309.b\DX120.m Instrument : ic120.i LEVEL 1_____ DATE:_____ Date Analyzed: 8/13/2009

LEVEL 2_____ DATE:_____ Units: mg/L or mg/Kg

Inj #	Inj. Date	Sample ID	Matrix	Dil	FLUORIDE		CHLORIDE		NITRITE		BROMIDE		NITRATE-N		O-PHOS-P		SULFATE	
					RL	Result	RL	Result	RL	Result	RL	Result	RL	Result	RL	Result	RL	Result
		RLs:>>			1		1		0.5		0.5		0.5		0.5		1	
	11-Aug-09	Highest Cal Std conc & area			10	112527387	200	2.027E+09	10	162549109	40	127558140	10	180273514	10	62846529	200	1.33E+09
51	8/14/2009 1:51	LH39P	L	1	1	0.1 B	1	90.70	0.5	ND	0.5	0.4 B	0.1	0.10	0.5	0.2 B	1	Dil 2X
52	8/14/2009 2:08	LH39P	L	5	5 G	0.1 B	5	71.30	2.5 G	ND	2.5 G	ND	0.5 G	ND	2.5 G	0.4 B	5	315.30
53	8/14/2009 2:24	LH35H ORG	L	5	5 G	0.3 B	5	380.90	2.5 G	ND	2.5 G	ND	0.5	Dil 10X	2.5 G	0.4 B	5	119.80
54	8/14/2009 2:41	LH35H MS	L	5	P 88%	2.50	P 71%	416.20	P 104%	2.60	P 86%	8.60	Out -72%	Dil 10X	P 120%	3.40	P 83%	161.30
55	8/14/2009 2:57	LH35H MSD	L	5	P 84%	2.40	P 62%	411.90	P 108%	2.70	P 86%	8.60	Out - 108%	Dil 10X	P 128%	3.60	P 81%	160.10
56	8/14/2009 3:13	LH329	L	1	1	0.1 B	1	Dil 10X	0.5	ND	0.5	1.50	0.1	7.40	0.5	0.3 B	1	124.60
57	8/14/2009 3:30	LH329	L	20	20 G	ND	20	1039.00	10 G	ND	10 G	ND	2	6.00	10 G	1.4 B	20	97.30
58	8/14/2009 3:46	LH347	L	1	1	0.9 B	1	Dil 20X	0.5	Dil 200X	0.5	1.90	0.1	ND	0.5	0.1 B	1	20.80
59	8/14/2009 4:03	LH347	L	20	20 G	ND	20	2622.00	10 G	ND	10 G	ND	2 G	ND	10 G	ND	20	20.10
60	8/14/2009 4:19	LH35V	L	20	20 G	ND	20	2596.00	10 G	ND	10 G	ND	2 G	ND	10 G	ND	20 G	19.6 B
61	8/14/2009 4:35	CCV	L	1	P 100%	2.50	P 103%	51.50	P 100%	2.50	P 97%	9.70	P 96%	2.40	Out 116%	2.90	P 97%	48.50
62	8/14/2009 4:52	CCB	L	1	P< 1	ND	P< 1	ND	P< 0.5	ND	P< 0.5	ND	P< 0.1	ND	P< 0.5	0.1 B	P< 1	ND
63	8/14/2009 5:08	LH35V	L	1	1	0.9 B	1	Dil 20X	0.5	Dil 200X	0.5	2.10	0.1	ND	0.5	ND	1	20.10
64	8/14/2009 5:25	LH46D	L	1	1	0.1 B	1	76.70	0.5	ND	0.5	0.50	0.1	ND	0.5	0.1 B	1	3.60
65	8/14/2009 5:41	LH45Q	L	1	1	0.1 B	1	9.00	0.5	ND	0.5	ND	0.1	0.10	0.5	0.1 B	1	5.80
66	8/14/2009 5:57	CCV	L	1	P 100%	2.50	P 104%	51.80	P 104%	2.60	P 99%	9.90	P 96%	2.40	Out 112%	2.80	P 96%	48.20
67	8/14/2009 6:14	CCB	L	1	P< 1	ND	P< 1	ND	P< 0.5	ND	P< 0.5	ND	P< 0.1	ND	P< 0.5	ND	P< 1	ND
0	1/0/1900 0:00	0		0	Unknown Matrix	#VALUE!	Unknown Matrix	#VALUE!	Unknown Matrix	#VALUE!	Unknown Matrix	#VALUE!	Unknown Matrix	#VALUE!	Unknown Matrix	#VALUE!	Unknown Matrix	#VALUE!
0	1/0/1900 0:00	0		0	Unknown Matrix	#VALUE!	Unknown Matrix	#VALUE!	Unknown Matrix	#VALUE!	Unknown Matrix	#VALUE!	Unknown Matrix	#VALUE!	Unknown Matrix	#VALUE!	Unknown Matrix	#VALUE!
0	1/0/1900 0:00	0		0	Unknown Matrix	#VALUE!	Unknown Matrix	#VALUE!	Unknown Matrix	#VALUE!	Unknown Matrix	#VALUE!	Unknown Matrix	#VALUE!	Unknown Matrix	#VALUE!	Unknown Matrix	#VALUE!
0	1/0/1900 0:00	0		0	Unknown Matrix	#VALUE!	Unknown Matrix	#VALUE!	Unknown Matrix	#VALUE!	Unknown Matrix	#VALUE!	Unknown Matrix	#VALUE!	Unknown Matrix	#VALUE!	Unknown Matrix	#VALUE!
0	1/0/1900 0:00	0		0	Unknown Matrix	#VALUE!	Unknown Matrix	#VALUE!	Unknown Matrix	#VALUE!	Unknown Matrix	#VALUE!	Unknown Matrix	#VALUE!	Unknown Matrix	#VALUE!	Unknown Matrix	#VALUE!
0	1/0/1900 0:00	0		0	Unknown Matrix	#VALUE!	Unknown Matrix	#VALUE!	Unknown Matrix	#VALUE!	Unknown Matrix	#VALUE!	Unknown Matrix	#VALUE!	Unknown Matrix	#VALUE!	Unknown Matrix	#VALUE!
0	1/0/1900 0:00	0		0	Unknown Matrix	#VALUE!	Unknown Matrix	#VALUE!	Unknown Matrix	#VALUE!	Unknown Matrix	#VALUE!	Unknown Matrix	#VALUE!	Unknown Matrix	#VALUE!	Unknown Matrix	#VALUE!

G - diluted for another analyte or matrix
B - estimated result, < RL

DX-120 Spreadsheet.xls
VER . 2000 09 05

North Canton

9226088-9-90-91-92-93-94-95-96-97

Method: 300, 9056

TestAmerica
North Canton
Ion Chromatography

SEQUENCE: \\cansvr11\chem\WET\ic120.i\081309.b\DX120.m Instrument : ic120.i LEVEL 1 _____ DATE: 8-14-09 Date Analyzed: 8/13/2009
LEVEL 2 CL 100 DATE: 8/14/09 Units: mg/L or mg/Kg

Inj #	Inj. Date	Sample ID	Matrix	Dil	FLUORIDE		CHLORIDE		NITRITE		BROMIDE		NITRATE-N		O-PHOS-P		SULFATE	
					RL	Result	RL	Result	RL	Result	RL	Result	RL	Result	RL	Result	RL	Result
		RLs:>>			1		1		0.5		0.5		0.5		0.5		1	
	11-Aug-09	Highest Cal Std conc & area			10	112527387	200	2.027E+09	10	162549109	40	127558140	10	180273514	10	62846529	200	1.33E+09
1	8/13/2009 12:11	ICV	L	1	P 100%	2.50	P 102%	51.10	P 100%	2.50	P 99%	9.90	P 96%	2.40	P 100%	2.50	P 95%	47.70
2	8/13/2009 12:27	ICB	L	1	P< 1	ND	P< 1	ND	P< 0.5	ND	P< 0.5	ND	P< 0.1	ND	P< 0.5	0.2 B	P< 1	0.6 B
3	8/13/2009 12:44	LCS	L	1	P 100%	2.50	P 102%	51.20	P 104%	2.60	P 99%	9.90	P 96%	2.40	P 108%	2.70	P 96%	48.20
4	8/13/2009 13:00	LCS DUP	L	1	P 100%	2.50	P 102%	51.20	P 104%	2.60	P 98%	9.80	P 96%	2.40	P 104%	2.60	P 96%	48.00
5	8/13/2009 13:16	LH366 ORG	L	1	1	0.8 B	1	Dil 2X	0.5	ND	0.5	1.10	0.1	4.80	0.5	0.50	1	98.30
6	8/13/2009 13:33	LH366 MS	L	1	P 104%	3.40	P 99%	Dil 2X	P 124%	3.10	P 96%	10.70	P 100%	7.30	P 212%	5.80	P 113%	155.00
7	8/13/2009 13:49	LH37Q	L	1	1	0.7 B	1	178.60	0.5	ND	0.5	1.40	0.1	Dil 2X	0.5	1.70	1	86.80
8	8/13/2009 14:06	LH37Q	L	2	2 G	0.5 B	2	168.10	1 G	ND	1	1.10	0.2	10.10	1	1.40	2	78.40
9	8/13/2009 14:22	LH37T	L	1	1	0.6 B	1	Dil 2X	0.5	ND	0.5	1.50	0.1	5.90	0.5	0.1 B	1	150.00
10	8/13/2009 14:38	LH37T	L	2	2 G	0.5 B	2	377.20	1 G	ND	1	1.00	0.2	5.60	1 G	0.2 B	2	132.90
11	8/13/2009 14:55	LH37W	L	1	1	0.8 B	1	Dil 2X	0.5	ND	0.5	1.30	0.1	5.30	0.5	0.50	1	Dil 2X
12	8/13/2009 15:11	LH37W	L	2	2 G	0.5 B	2	375.40	1 G	ND	1	1.30	0.2	5.10	1 G	0.1 B	2	218.90
13	8/13/2009 15:28	CCV	L	1	P 100%	2.50	P 103%	51.40	P 100%	2.50	P 99%	9.90	P 96%	2.40	P 108%	2.70	P 96%	48.10
14	8/13/2009 15:44	CCB	L	1	P< 1	ND	P< 1	ND	P< 0.5	ND	P< 0.5	ND	P< 0.1	ND	P< 0.5	0.1 B .06	P< 1	ND
15	8/13/2009 16:01	LH370	L	1	1	ND	1	0.2 B	0.5	ND	0.5	ND	0.1	ND	0.5	0.1 B	1	0.2 B
16	8/13/2009 16:17	LH370	L	2	2 G	ND	2 G	0.2 B	1 G	ND	1 G	ND	0.2 G	ND	1 G	ND	2 G	ND
17	8/13/2009 16:33	LH371	L	1	1	1.00	1	Dil 0X	0.5	ND	0.5	0.90	0.1	2.80	0.5	0.3 B	1	93.40
18	8/13/2009 16:50	LH371	L	2	2 G	0.9 B	2	202.30	1 G	ND	1 G	0.7 B	0.2	2.70	1 G	0.2 B	2	82.80
19	8/13/2009 17:06	LH372 ORG	L	1	1	1.30	1	150.10	0.5	ND	0.5	0.80	0.1	1.80	0.5	0.3 B	1	57.50
20	8/13/2009 17:23	LH372 MS	L	1	P 100%	3.80	P 104%	Dil 0X	P 116%	2.90	P 95%	10.30	P 96%	4.20	P 208%	5.50	P 111%	112.80
21	8/13/2009 17:39	LH373	L	1	1	1.00	1	Dil 0X	0.5	ND	0.5	1.20	0.1	3.30	0.5	0.80	1	94.40
22	8/13/2009 17:55	LH373	L	2	2 G	0.8 B	2	194.50	1 G	ND	1 G	0.7 B	0.2	3.10	1 G	0.2 B	2	83.70
23	8/13/2009 18:12	LH37X	L	1	1	1.20	1	98.80	0.5	ND	0.5	0.4 B	0.1	2.00	0.5	0.3 B	1	93.30
24	8/13/2009 18:28	LH37X	L	2	2 G	1 B	2	89.40	1 G	ND	1 G	0.3 B	0.2	2.00	1 G	0.2 B	2	83.30
25	8/13/2009 18:45	CCV	L	1	P 100%	2.50	P 103%	51.40	P 100%	2.50	P 97%	9.70	P 96%	2.40	P 104%	2.60	P 96%	47.90

G - diluted for another analyte or matrix
B - estimated result, < RL

DX-120 Spreadsheet.xls
VER . 2000 09 05

1409

North Canton

Method: 300, 9056

TestAmerica
North Canton
Ion Chromatography

1410

SEQUENCE: \\cansvr11\chem\WET\ic120.i\081309.b\DX120.m Instrument : ic120.i LEVEL 1_____ DATE:_____ Date Analyzed: 8/13/2009

LEVEL 2_____ DATE:_____ Units: mg/L or mg/Kg

Inj #	Inj. Date	Sample ID	Matrix	Dil	FLUORIDE		CHLORIDE		NITRITE		BROMIDE		NITRATE-N		O-PHOS-P		SULFATE	
					RL	Result	RL	Result	RL	Result	RL	Result	RL	Result	RL	Result	RL	Result
		RLs:>>			1		1		0.5		0.5		0.5		0.5		1	
	11-Aug-09	Highest Cal Std conc & area			10	112527387	200	2.027E+09	10	162549109	40	127558140	10	180273514	10	62846529	200	1.33E+09
26	8/13/2009 19:01	CCB	L	1	P< 1	ND	P< 1	ND	P< 0.5	ND	P< 0.5	ND	P< 0.1	ND	P< 0.5	0.1 B	P< 1	ND
27	8/13/2009 19:17	LCS	L	1	P 100%	2.50	P 103%	51.60	P 100%	2.50	P 98%	9.80	P 96%	2.40	P 104%	2.60	P 97%	48.60
28	8/13/2009 19:34	LCS DUP	L	1	P 100%	2.50	P 103%	51.60	P 100%	2.50	P 97%	9.70	P 96%	2.40	P 104%	2.60	P 96%	48.00
29	8/13/2009 19:50	LH31C ORG	L	1	1	0.3 B	1	174.50	0.5	ND	0.5	ND	0.1	0.20	0.5	0.3 B	1	Dil 5X
30	8/13/2009 20:07	LH31C MS	L	1	P 108%	3.00	P 109%	Dil 0X	P 112%	2.80	P 98%	9.80	P 96%	2.60	P 128%	3.50	P 88%	Dil 5X
31	8/13/2009 20:23	LH31C	L	5	5 G	0.2 B	5	142.90	2.5 G	ND	2.5 G	ND	0.5 G	0.2 B	2.5 G	1.6 B	5	611.40 ✓ OK
32	8/13/2009 20:39	LH31F	L	1	1	0.2 B	1	Dil 2X	0.5	ND	0.5	0.1 B	0.1	ND	0.5	2.00	1	165.10
33	8/13/2009 20:56	LH31F	L	5	5 G	ND	5	247.60	2.5 G	ND	2.5 G	ND	0.5 G	ND	2.5 G	2 B	5	134.80
34	8/13/2009 21:12	LH31G	L	1	1	0.7 B	1	Dil 0X	0.5	ND	0.5	ND	0.1	ND	0.5	0.3 B	1	Dil 2X
35	8/13/2009 21:29	LH31G	L	5	5 G	0.3 B	5	169.80	2.5 G	ND	2.5 G	ND	0.5 G	ND	2.5 G	0.3 B	5	271.90
36	8/13/2009 21:45	LH31J	L	10	10 G	0.5 B	10	413.50	5 G	ND	5 G	ND	1 G	ND	5 G	3.3 B	10	139.20
37	8/13/2009 22:02	CCV	L	1	Out 116%	2.90	P 103%	51.60	P 96%	2.40	P 98%	9.80	P 96%	2.40	Out 116%	2.90	P 97%	48.50
38	8/13/2009 22:18	CCB	L	1	P< 1	ND	P< 1	ND	P< 0.5	ND	P< 0.5	ND	P< 0.1	ND	P< 0.5	0.1 B	P< 1	ND
39	8/13/2009 22:34	LH31J	L	1	1	0.4 B	1	Dil 5X	0.5	ND	0.5	ND	0.1	ND	0.5	3.90	1	138.30
40	8/13/2009 22:51	LH31L	L	1	1	1.60	1	Dil 5X	0.5	ND	0.5	ND	0.1	ND	0.5	0.70	1	Dil 2X
41	8/13/2009 23:07	LH31L	L	5	5 G	0.4 B	5	479.40	2.5 G	ND	2.5 G	ND	0.5 G	ND	2.5 G	0.9 B	5	304.10
42	8/13/2009 23:24	LH31P	L	1	1	0.6 B	1	Dil 0X	0.5	ND	0.5	0.1 B	0.1	ND	0.5	0.2 B	1	Dil 2X
43	8/13/2009 23:40	LH31P	L	5	5 G	0.5 B	5	184.80	2.5 G	ND	2.5 G	ND	0.5 G	ND	2.5 G	0.3 B	5	370.70
44	8/13/2009 23:56	LH35H ORG	L	1	1	0.5 B	1	Dil 2X	0.5	ND	0.5	0.90	0.1	Dil 20X	0.5	0.4 B	1	148.70
45	8/14/2009 0:13	LH35H MS	L	1	P 108%	3.20	P 85%	Dil 2X	P 140%	3.50	P 102%	11.10	Out -48%	Dil 20X	P 252%	6.70	P 117%	Dil 0X
46	8/14/2009 0:29	LH35H MSD	L	1	P 108%	3.20	P 83%	Dil 2X	P 148%	3.70	P 103%	11.20	Out -52%	Dil 20X	P 268%	7.10	P 117%	Dil 0X
47	8/14/2009 0:46	LH395	L	1	1	0.4 B	1	Dil 2X	0.5	ND	0.5	1.10	0.1	ND	0.5	1.50	1	Dil 5X
48	8/14/2009 1:02	LH395	L	5	5 G	0.2 B	5	272.80	2.5 G	ND	2.5 G	0.7 B	0.5 G	ND	2.5 G	0.6 B	5	394.40
49	8/14/2009 1:19	CCV	L	1	P 100%	2.50	P 103%	51.30	P 100%	2.50	P 97%	9.70	P 96%	2.40	Out 116%	2.90	P 97%	48.30
50	8/14/2009 1:35	CCB	L	1	P< 1	ND	P< 1	ND	P< 0.5	ND	P< 0.5	ND	P< 0.1	ND	P< 0.5	0.1 B	P< 1	0.2 B

G - diluted for another analyte or matrix
B - estimated result, < RL

DX-120 Spreadsheet.xls
VER . 2000 09 05

North Canton

Sequence: 081309
Operator: wetchemnc
Printed: 8/14/2009 7:22:49 AM

Title:
Datasource: D2NJR9B1_local
Location: IC120\DX120-DATA2009\DX120-AUGUST 2009
Timebase: IC120
#Samples: 69

Created: 8/13/2009 11:54:39 AM by wetchemnc
Last Update: 8/14/2009 7:20:52 AM by wetchemnc

No.	Name	Type	Program	Status	Inj. Date/Time	Comment
1	Rinse	Unknown	DX120_14min	Finished	8/13/2009 11:54:51 AM	ELUENT=WR90924
2	ICV ,,2	Unknown	DX120_14min	Finished	8/13/2009 12:11:16 PM	CCV=IC9320
3	ICB	Unknown	DX120_14min	Finished	8/13/2009 12:27:40 PM	LCS=IC9321
4	LCS,,3	Spiked	DX120_14min	Finished	8/13/2009 12:44:05 PM	
5	LCS DUP,,3	Spiked	DX120_14min	Finished	8/13/2009 1:00:30 PM	
6	LH366 ORG	Unknown	DX120_14min	Finished	8/13/2009 1:16:54 PM	
7	LH366 MS,,3	Unknown	DX120_14min	Finished	8/13/2009 1:33:18 PM	
8	LH37Q	Unknown	DX120_14min	Finished	8/13/2009 1:49:43 PM	
9	LH37Q,2	Unknown	DX120_14min	Finished	8/13/2009 2:06:08 PM	
10	LH37T	Unknown	DX120_14min	Finished	8/13/2009 2:22:32 PM	
11	LH37T,2	Unknown	DX120_14min	Finished	8/13/2009 2:38:57 PM	
12	LH37W	Unknown	DX120_14min	Finished	8/13/2009 2:55:22 PM	
13	LH37W,2	Unknown	DX120_14min	Finished	8/13/2009 3:11:46 PM	
14	CCV,,2	Unknown	DX120_14min	Finished	8/13/2009 3:28:11 PM	
15	CCB	Unknown	DX120_14min	Finished	8/13/2009 3:44:36 PM	
16	LH370	Unknown	DX120_14min	Finished	8/13/2009 4:01:01 PM	
17	LH370,2	Unknown	DX120_14min	Finished	8/13/2009 4:17:25 PM	
18	LH371	Unknown	DX120_14min	Finished	8/13/2009 4:33:50 PM	
19	LH371,2	Unknown	DX120_14min	Finished	8/13/2009 4:50:15 PM	
20	LH372 ORG	Unknown	DX120_14min	Finished	8/13/2009 5:06:39 PM	
21	LH372 MS,,3	Unknown	DX120_14min	Finished	8/13/2009 5:23:04 PM	
22	LH373	Unknown	DX120_14min	Finished	8/13/2009 5:39:29 PM	
23	LH373,2	Unknown	DX120_14min	Finished	8/13/2009 5:55:53 PM	
24	LH37X	Unknown	DX120_14min	Finished	8/13/2009 6:12:18 PM	
25	LH37X,2	Unknown	DX120_14min	Finished	8/13/2009 6:28:42 PM	
26	CCV,,2	Unknown	DX120_14min	Finished	8/13/2009 6:45:07 PM	
27	CCB	Unknown	DX120_14min	Finished	8/13/2009 7:01:31 PM	
28	LCS,,3	Unknown	DX120_14min	Finished	8/13/2009 7:17:56 PM	
29	LCS DUP,,3	Unknown	DX120_14min	Finished	8/13/2009 7:34:20 PM	
30	LH31C ORG	Unknown	DX120_14min	Finished	8/13/2009 7:50:45 PM	
31	LH31C MS,,3	Unknown	DX120_14min	Finished	8/13/2009 8:07:10 PM	
32	LG31C,5	Unknown	DX120_14min	Finished	8/13/2009 8:23:35 PM	
33	LH31F	Unknown	DX120_14min	Finished	8/13/2009 8:39:59 PM	
34	LH31F,5	Unknown	DX120_14min	Finished	8/13/2009 8:56:24 PM	
35	LH31G	Unknown	DX120_14min	Finished	8/13/2009 9:12:49 PM	
36	LH31G,5	Unknown	DX120_14min	Finished	8/13/2009 9:29:13 PM	
37	LH31J,10	Unknown	DX120_14min	Finished	8/13/2009 9:45:38 PM	
38	CCV,,2	Unknown	DX120_14min	Finished	8/13/2009 10:02:03 PM	
39	CCB	Unknown	DX120_14min	Finished	8/13/2009 10:18:28 PM	
40	LH31J	Unknown	DX120_14min	Finished	8/13/2009 10:34:52 PM	
41	LH31L	Unknown	DX120_14min	Finished	8/13/2009 10:51:17 PM	
42	LH31L,5	Unknown	DX120_14min	Finished	8/13/2009 11:07:42 PM	

Chromeleon © Dionex Corporation, Version 6.80 Build 2212

Sequence: 081309
Operator: wetchemnc
Printed: 8/14/2009 7:22:49 AM

Title:
Datasource: D2NJR9B1_local
Location: IC120\DX120-DATA2009\DX120-AUGUST 2009
Timebase: IC120
#Samples: 69
Created: 8/13/2009 11:54:39 AM by wetchemnc
Last Update: 8/14/2009 7:20:52 AM by wetchemnc

No.	Name	Type	Program	Status	Inj. Date/Time	Comment
43	LH31P	Unknown	DX120_14min	Finished	8/13/2009 11:24:07 PM	
44	LH31P,5	Unknown	DX120_14min	Finished	8/13/2009 11:40:31 PM	
45	LH35H ORG	Unknown	DX120_14min	Finished	8/13/2009 11:56:56 PM	
46	LH35H MS,,3	Unknown	DX120_14min	Finished	8/14/2009 12:13:21 AM	
47	LH35H MSD,,3	Unknown	DX120_14min	Finished	8/14/2009 12:29:45 AM	
48	LH395	Unknown	DX120_14min	Finished	8/14/2009 12:46:10 AM	
49	LH395,5	Unknown	DX120_14min	Finished	8/14/2009 1:02:35 AM	
50	CCV,,2	Unknown	DX120_14min	Finished	8/14/2009 1:19:00 AM	
51	CCB	Unknown	DX120_14min	Finished	8/14/2009 1:35:24 AM	
52	LH39P	Unknown	DX120_14min	Finished	8/14/2009 1:51:49 AM	
53	LH39P,5	Unknown	DX120_14min	Finished	8/14/2009 2:08:14 AM	
54	LH35H ORG,5	Unknown	DX120_14min	Finished	8/14/2009 2:24:39 AM	
55	LH35H MS,5,3	Unknown	DX120_14min	Finished	8/14/2009 2:41:01 AM	
56	LH35H MSD,5,3	Unknown	DX120_14min	Finished	8/14/2009 2:57:25 AM	
57	LH329	Unknown	DX120_14min	Finished	8/14/2009 3:13:50 AM	
58	LH329,20	Unknown	DX120_14min	Finished	8/14/2009 3:30:14 AM	
59	LH347	Unknown	DX120_14min	Finished	8/14/2009 3:46:39 AM	
60	LH347,20	Unknown	DX120_14min	Finished	8/14/2009 4:03:03 AM	
61	LH35V,20	Unknown	DX120_14min	Finished	8/14/2009 4:19:28 AM	
62	CCV,,2	Unknown	DX120_14min	Finished	8/14/2009 4:35:52 AM	
63	CCB	Unknown	DX120_14min	Finished	8/14/2009 4:52:17 AM	
64	LH35V	Unknown	DX120_14min	Finished	8/14/2009 5:08:41 AM	
65	LH46D	Unknown	DX120_14min	Finished	8/14/2009 5:25:06 AM	
66	LH45Q	Unknown	DX120_14min	Finished	8/14/2009 5:41:31 AM	
67	CCV,,2	Unknown	DX120_14min	Finished	8/14/2009 5:57:55 AM	
68	CCB	Unknown	DX120_14min	Finished	8/14/2009 6:14:20 AM	
69	Halt	Unknown	DX120_Halt	Finished	8/14/2009 6:30:45 AM	

Chromeleon © Dionex Corporation, Version 6.80 Build 2212

Report Date : 14-Aug-2009 06:56

TestAmerica North Canton

INITIAL CALIBRATION DATA

Start Cal Date : 11-AUG-2009 09:44
End Cal Date : 11-AUG-2009 11:55
Quant Method : ESTD
Target Version : 4.14
Integrator : Falcon
Method file : \\cansvr11\chem\WET\ic120.i\081309.b\DX120.m
Last Edit : 14-Aug-2009 06:49 kulasekere

Calibration File Names:
Level 1: \\cansvr11\chem\WET\ic120.i\081109.b\0010.d
Level 2: \\cansvr11\chem\WET\ic120.i\081109.b\0009.d
Level 3: \\cansvr11\chem\WET\ic120.i\081109.b\0008.d
Level 4: \\cansvr11\chem\WET\ic120.i\081109.b\0007.d
Level 5: \\cansvr11\chem\WET\ic120.i\081109.b\0006.d
Level 6: \\cansvr11\chem\WET\ic120.i\081109.b\0005.d
Level 7: \\cansvr11\chem\WET\ic120.i\081109.b\0004.d
Level 8: \\cansvr11\chem\WET\ic120.i\081109.b\0003.d
Level 9: \\cansvr11\chem\WET\ic120.i\081109.b\0002.d

Compound	0.0500000 Level 1	0.2500000 Level 2	0.5000000 Level 3	1.0000 Level 4	2.5000 Level 5	4.0000 Level 6	Curve	Coefficients b	Coefficients m1	Coefficients m2	%RSD or R^2
	5.0000 Level 7	7.5000 Level 8	10.0000 Level 9								
1 Fluoride	8740420	9705240	9764276	9668795	10128761	10496099					
	10567958	10905293	11252739				AVRG		10136620		7.51708
2 Chloride	6964425	6826388	7160165	7646848	8844806	9461169					
	9561140	9883865	10135562				AVRG		8498263		15.80962
3 Nitrite	14157040	13322824	14013254	13753956	14566516	15464367					
	15358525	15817590	16254911				AVRG		14745443		6.88354

Report Date : 14-Aug-2009 06:56

TestAmerica North Canton

INITIAL CALIBRATION DATA

Start Cal Date : 11-AUG-2009 09:44
End Cal Date : 11-AUG-2009 11:55
Quant Method : ESTD
Target Version : 4.14
Integrator : Falcon
Method file : \\cansvr11\chem\WET\ic120.i\081309.b\DX120.m
Last Edit : 14-Aug-2009 06:49 kulasekere

Compound	0.0500000 Level 1 / 5.0000 Level 7	0.2500000 Level 2 / 7.5000 Level 8	0.5000000 Level 3 / 10.0000 Level 9	1.0000 Level 4	2.5000 Level 5	4.0000 Level 6	Curve	Coefficients b	Coefficients m1	Coefficients m2	%RSD or R^2
4 Bromide	2687980	2798160	2786224	2769818	2838477	2973530					
	2969898	3072639	3188954				AVRG		2898409		5.62401
5 Nitrate	17951760	15498940	15731992	15763085	16177801	16671673					
	16749611	17320375	18027351				AVRG		16654732		5.70746
6 Phosphate	185890	1102596	2349724	6443377	15362604	24635689					
	30493655	46523450	62846529				LINR	0.06454	6285539		0.99973
7 Sulfate	5060829	4871266	4916489	5053050	5455274	5848791					
	6014402	6372186	6652340				AVRG		5582736		11.92162

Report Date : 13-Aug-2009 13:29

TestAmerica North Canton

INITIAL CALIBRATION DATA

Start Cal Date : 11-AUG-2009 09:44
End Cal Date : 11-AUG-2009 11:55
Quant Method : ESTD
Target Version : 4.14
Integrator : Falcon
Method file : \\cansvr11\dd\chem\WET\ic120.i\081109.b\DX120.m
Last Edit : 12-Aug-2009 09:39 kulasekere

Calibration File Names:
Level 1: \\cansvr11\dd\WET\ic120.i\081109.b\0010.d
Level 2: \\cansvr11\dd\WET\ic120.i\081109.b\0009.d
Level 3: \\cansvr11\dd\WET\ic120.i\081109.b\0008.d
Level 4: \\cansvr11\dd\WET\ic120.i\081109.b\0007.d
Level 5: \\cansvr11\dd\WET\ic120.i\081109.b\0006.d
Level 6: \\cansvr11\dd\WET\ic120.i\081109.b\0005.d
Level 7: \\cansvr11\dd\WET\ic120.i\081109.b\0004.d
Level 8: \\cansvr11\dd\WET\ic120.i\081109.b\0003.d
Level 9: \\cansvr11\dd\WET\ic120.i\081109.b\0002.d

Compound	0.0500000 Level 1	0.2500000 Level 2	0.5000000 Level 3	1.0000 Level 4	2.5000 Level 5	4.0000 Level 6	Curve	Coefficients b	Coefficients m1	Coefficients m2	%RSD or R^2
	5.0000 Level 7	7.5000 Level 8	10.0000 Level 9								
1 Fluoride	8740420	9705240	9764276	9668795	10128761	10496099					
	10567958	10905293	11252739				AVRG		10136620		7.51708
2 Chloride	6964425	6826388	7160165	7646848	8844806	9461169					
	9561140	9883865	10135562				AVRG		8498263		15.80962
3 Nitrite	14157040	13322824	14013254	13753956	14566516	15464367					
	15358525	15817590	16254911				AVRG		14745443		6.88354

Report Date : 13-Aug-2009 13:29

TestAmerica North Canton

INITIAL CALIBRATION DATA

Start Cal Date : 11-AUG-2009 09:44
End Cal Date : 11-AUG-2009 11:55
Quant Method : ESTD
Target Version : 4.14
Integrator : Falcon
Method file : \\cansvr11\dd\chem\WET\ic120.i\081109.b\DX120.m
Last Edit : 12-Aug-2009 09:39 kulasekere

Compound	0.0500000 Level 1	0.2500000 Level 2	0.5000000 Level 3	1.0000 Level 4	2.5000 Level 5	4.0000 Level 6	Curve	Coefficients b	Coefficients m1	Coefficients m2	%RSD or R^2
	5.0000 Level 7	7.5000 Level 8	10.0000 Level 9								
4 Bromide	2687980	2798160	2786224	2769818	2838477	2973530					
	2969898	3072639	3188954				AVRG		2898409		5.62401
5 Nitrate	17951760	15498940	15731992	15763085	16177801	16671673					
	16749611	17320375	18027351				AVRG		16654732		5.70746
6 Phosphate	185890	1102596	2349724	6443377	15362604	24635689					
	30493655	46523450	62846529				LINR	0.06454	6285539		0.99973
7 Sulfate	5060829	4871266	4916489	5053050	5455274	5848791					
	6014402	6372186	6652340				AVRG		5582736		11.92162

Report Date : 13-Aug-2009 13:29

TestAmerica North Canton

INITIAL CALIBRATION DATA

Start Cal Date : 11-AUG-2009 09:44
End Cal Date : 11-AUG-2009 11:55
Quant Method : ESTD
Target Version : 4.14
Integrator : Falcon
Method file : \\cansvr11\dd\chem\WET\ic120.i\081109.b\DX120.m
Last Edit : 12-Aug-2009 09:39 kulasekere

Curve	Formula	Units
Averaged	Amt = Rsp/ml	Response
Linear	Amt = b + Rsp/ml	Response

Data File: \\cansvr11\chem\WET\ic120.i\081309.b\0062.d
Report Date: 14-Aug-2009 06:49

TestAmerica North Canton

CONTINUING CALIBRATION COMPOUNDS

Instrument ID: ic120.i Injection Date: 14-AUG-2009 04:35
Lab File ID: 0062.d Init. Cal. Date(s): 11-AUG-2009 11-AUG-2009
Analysis Type: WATER Init. Cal. Times: 09:44 11:55
Lab Sample ID: CCV Quant Type: ESTD
Method: \\cansvr11\chem\WET\ic120.i\081309.b\DX120.m

COMPOUND	RRF / AMOUNT	RF3	CCAL RRF3	MIN RRF	%D / %DRIFT	MAX %D / %DRIFT	CURVE TYPE	
1 Fluoride	10136620	9975289	9975289	0.010	1.59156	10.00000	Averaged	
2 Chloride	8498263	8754453	8754453	0.010	-3.01462	10.00000	Averaged	
3 Nitrite	14745443	14646835	14646835	0.010	0.66873	10.00000	Averaged	
4 Bromide	2898409	2817789	2817789	0.010	2.78153	10.00000	Averaged	
5 Nitrate	16654732	16004824	16004824	0.010	3.90224	10.00000	Averaged	
6 Phosphate	2.50000	2.88151	7082475	0.010	-15.26053	10.00000	Linear	<- X
7 Sulfate	5582736	5416531	5416531	0.010	2.97713	10.00000	Averaged	

Data File: \\cansvr11\chem\WET\ic120.i\081309.b\0067.d
Report Date: 14-Aug-2009 06:49

TestAmerica North Canton

CONTINUING CALIBRATION COMPOUNDS

Instrument ID: ic120.i Injection Date: 14-AUG-2009 05:57
Lab File ID: 0067.d Init. Cal. Date(s): 11-AUG-2009 11-AUG-2009
Analysis Type: WATER Init. Cal. Times: 09:44 11:55
Lab Sample ID: CCV Quant Type: ESTD
Method: \\cansvr11\chem\WET\ic120.i\081309.b\DX120.m

COMPOUND	RRF / AMOUNT	RF3	CCAL RRF3	MIN RRF	%D / %DRIFT	MAX %D / %DRIFT	CURVE TYPE	
1 Fluoride	10136620	10166917	10166917	0.010	-0.29889	10.00000	Averaged	
2 Chloride	8498263	8795390	8795390	0.010	-3.49632	10.00000	Averaged	
3 Nitrite	14745443	15099244	15099244	0.010	-2.39940	10.00000	Averaged	
4 Bromide	2898409	2882625	2882625	0.010	0.54457	10.00000	Averaged	
5 Nitrate	16654732	16212059	16212059	0.010	2.65794	10.00000	Averaged	
6 Phosphate	2.50000	2.79658	6868934	0.010	-11.86320	10.00000	Linear	<- X
7 Sulfate	5582736	5379471	5379471	0.010	3.64096	10.00000	Averaged	

North Canton

TestAmerica
North Canton, OH
160.1 / 2540C TDS Logsheet

Analysis:	TDS												
Prep Date:	8/15/2009		wt 2. date:	8/17/2009		Batch:	9227072						
Time in:	11:40		Time out:	12:45									
Temp in:	96		Temp out:	182		LCS No.	P167506						
						LCS Prep:	8/5/2009						
wt 1. date:	8/17/2009		wt 3. date:			TV =	293		Oven	1			
Time out:	9:30		Time out:			Analyst:	JM/JB		Oven	4			
Temp out:	182		Temp out:						Balance	B027			

Sample No.	Tare wt (g)	Sample (ml)	wt 1. (g)	wt 2. (g)	wt 3. (g)	Final wt (g)	diff (g)	**Result mg/L**	Cond Screen	Take Third Weight	TDS/Cond Comp	**diff >.2g**	Sample matrix Comments
BLANK	68.9908	100	68.9906	68.9906		68.9906	-0.0002	**-2**	NA		#VALUE!		
LCS	66.9735	**50**	66.9869	66.9871		66.9869	0.0134	**268**	NA		#VALUE!		
LH4XM	77.2060	100	77.2345	77.2347		77.2345	0.0285	**285**	435				
LH4X9	68.7449	100	68.7736	68.7736		68.7736	0.0287	**287**	375				
LH40C	68.2600	100	68.3110	68.3113		68.3110	0.051	**510**	730				
LH40D	71.5678	100	71.5996	71.5996		71.5996	0.0318	**318**	500				
LH40F	67.6848	100	67.7151	67.7149		67.7149	0.0301	**301**	460				
LH40N	73.3816	100	73.4339	73.4339		73.4339	0.0523	**523**	700				
LH40W	75.4613	100	75.5021	75.5017		75.5017	0.0404	**404**	580				
LH405	74.3990	100	74.4488	74.4485		74.4485	0.0495	**495**	685				
LH407	77.3606	100	77.4199	77.4195		77.4195	0.0589	**589**	800				
LH408	66.5344	25	66.5889	66.5885		66.5885	0.0541	**2164**	3150				
LH408-X	75.7497	25	75.8018	75.8016		75.8016	0.0519	**2076**	3150				
LH41D	67.6226	50	67.7029	67.7031		67.7029	0.0803	**1606**	2160				
LH41E	66.9018	100	66.9040	66.9039		66.9039	0.0021	**21**	22				
LH41G	68.8950	100	68.8969	68.8965		68.8965	0.0015	**15**	20				
LH41J	69.6205	100	69.6715	69.6715		69.6715	0.051	**510**	710				
LH41M	76.4285	50	76.4964	76.4964		76.4964	0.0679	**1358**	1730				
LH41N	69.1922	100	69.2878	69.2880		69.2878	0.0956	**956**	1200				
LH45Q	79.0818	100	79.0918	79.0915		79.0915	0.0097	**97**	150				
LH46D	71.8748	100	71.8965	71.8964		71.8964	0.0216	**216**	330				
LH6RH	68.1362	50	68.1999	68.1998		68.1998	0.0636	**1272**	1600				
LH6RV	79.7087	50	79.8011	79.8012		79.8011	0.0924	**1848**	1880				
LH6RV-X	74.6432	50	74.7360	74.7361		74.7360	0.0928	**1856**	1880				

TestAmerica, North Canton

General Chemistry Data Review Checklist

Parameter(s): Alk, HCO3 Alk, CO3 Alk

Batch(es): 92294023/04/5/6/7

Method #/SOP#: 2320B, 310.1

Review Items	Level I Review			Level II Review		
	YES	NO	N/A	YES	NO	N/A
A. Initial Calibration						
1. Initial calibration correlation coefficient ≥ 0.995?	✓					✓
2. Calibration curve consist of the minimum number of calibration standards?	✓			✓		
3. ICV analyzed at immediately after calibration and within control limits ? (90-110%)	✓			✓		
4. ICB analyzed immediately after ICV and within criteria (± RL)?			✓			✓
B. Continuing Calibration						
1. CCV analyzed every 10 samples, at end of sequence and within criteria?	✓			✓		
2. CCB analyzed every 10 samples, at end of sequence & within criteria (±RL)?			✓			✓
C. Sample Results						
1. Were samples with concentrations > the linear range diluted and reanalyzed ?			✓			✓
2. All reported results bracketed by in control QC ?	✓			✓		
3. Sample analyses done within holding time ?	✓			✓		
D. Quality Control						
1. LCS per prep batch and within QC limits ? *(LCSD, where applicable)*	✓			✓		
2. Method blank done per prep batch and < RL. Method blank RL supports the lowest RL reported for the batch?	✓			✓		
3. MS/MSD run at required frequency and evaluated? MS/MSD reported properly and calculated correctly?	✓			✓		
4. Duplicate samples run at required frequency (duplicate sample performed per matrix encountered)?	✓			✓		
E. Titrant						
1. Titrant standardized?		✓			✓	
2. If no, standardization expires 8/20/09						
F. Other						
1. Are all nonconformances documented appropriately (NCM or narrative)?			✓			✓
2. Calculations checked for error ?			✓			✓
3. Transcriptions checked for error ?	✓			✓		
4. All client/project specific requirements met ?	✓			✓		
5. Date/time of preparation and analysis verified as correct ?	✓			✓		
6. Units verified as correct?	✓			✓		
7. Dilutions have been properly applied and RL's adjusted appropriately?			✓			✓
8. SOP followed?	✓			✓		
9. Calculations checked at minimum frequency (at least 20%, 100% for QC)?	✓					✓
10. All reagent and standard numbers recorded in logbook?	✓			✓		
11. Edits dated and initialed			✓	✓		

Comment on any "NO" response(s): _____

Level I reviewer: Bruce Woodward Date: 8/17/09

Level II Reviewer: QC Date: 8/18/09

N:\Inorganics\spreadsheets2\Use This Wet Chem_Level I.doc
Corporate Policy, QA-012
Revision date: 08/25/00

Test America

1600

Analyst AS
LCS P167-506
Date 8-14-09

Sample Name	Run Date	Run Time	Conductivity	pH	P-Alk	Total Alk	BiCarbonate	Carbonate	Hydroxide	Fluoride	Acid Volume	Acidity
RINSE 1	08/14/2009	12:12 PM	0000.00	7.1981	0.0000	3.8187	3.8187	0.0000	0.0000	0.0000	.00	.00
RINSE 2	08/14/2009	12:21 PM	0000.00	6.9836	0.0000	3.5139	3.5139	0.0000	0.0000	0.0000	.00	.00
RINSE 3	08/14/2009	12:30 PM	0000.00	6.8021	0.0000	3.4958	3.4958	0.0000	0.0000	0.0000	.00	.00
PH 10	08/14/2009	12:42 PM	0000.00	10.0357	0.0000	0.0000	0.0000	0.0000	0.0000	0.0000	.00	.00
PH 7	08/14/2009	12:47 PM	0000.00	7.0000	0.0000	0.0000	0.0000	0.0000	0.0000	0.0000	.00	.00
ALK P167506TV=42.9	08/14/2009	12:59 PM	0000.00	8.8816	15.6650	41.8550	10.5250	31.3300	0.0000	0.0000	.00	.00
BLANK	08/14/2009	1:09 PM	0000.00	7.6393	0.0000	4.3577	4.3577	0.0000	0.0000	0.0000	.00	.00

97.56%

North Canton

Test America

1601

MSRUN 922-9222

9229402/3

9229404/5

9229406/7

Analyst Abbie Sigmon
LCS P167506
Date 8/14/09

Sample Name	Run Date	Run Time	Conductivity	pH	P-Alk	Total Alk	BiCarbonate	Carbonate	Hydroxide	Fluoride	Acid Volume	Acidity
PH 7-1	08/14/2009	2:30 PM	0000.00	7.0042	0.0000	0.0000	0.0000	0.0000	0.0000	0.0000	.00	.00
LHQ53	08/14/2009	3:15 PM	0000.00	11.9131	1705.7085	1811.8037	0.0000	212.1904	1599.6133	0.0000	.00	.00
LH15V	08/14/2009	3:29 PM	0000.00	7.2423	0.0000	287.1356	287.1356	0.0000	0.0000	0.0000	.00	.00
LH15V - X	08/14/2009	3:44 PM	0000.00	7.2443	0.0000	281.9888	281.9888	0.0000	0.0000	0.0000	.00	.00
LH172	08/14/2009	3:57 PM	0000.00	7.2423	0.0000	167.1609	167.1609	0.0000	0.0000	0.0000	.00	.00
LH174	08/14/2009	4:10 PM	0000.00	7.2956	0.0000	257.5883	257.5883	0.0000	0.0000	0.0000	.00	.00
LH39P	08/14/2009	4:26 PM	0000.00	7.3039	0.0000	318.9694	318.9694	0.0000	0.0000	0.0000	.00	.00
LH395	08/14/2009	4:37 PM	0000.00	6.7763	0.0000	110.6306	110.6306	0.0000	0.0000	0.0000	.00	.00
LHXMV	08/14/2009	4:54 PM	0000.00	7.9218	0.0000	429.3781	429.3781	0.0000	0.0000	0.0000	.00	.00
LHXNM	08/14/2009	5:17 PM	0000.00	7.8069	0.0000	741.9341	741.9341	0.0000	0.0000	0.0000	.00	.00
LH45Q	08/14/2009	5:28 PM	0000.00	6.8645	0.0000	57.2225	57.2225	0.0000	0.0000	0.0000	.00	.00
PH 7-2	08/14/2009	5:33 PM	0000.00	7.0000	0.0000	0.0000	0.0000	0.0000	0.0000	0.0000	.00	.00
LH46D	08/14/2009	5:43 PM	0000.00	6.5568	0.0000	48.4732	48.4732	0.0000	0.0000	0.0000	.00	.00
LH46D MS	08/14/2009	6:01 PM	0000.00	8.2562	0.5750	484.7700	483.6201	1.1499	0.0000	0.0000	.00	.00
LH46D MSD	08/14/2009	6:20 PM	0000.00	8.2726	0.3459	493.6801	492.9883	0.6919	0.0000	0.0000	.00	.00
LH6RH	08/14/2009	6:45 PM	0000.00	7.6693	0.0000	889.3943	889.3943	0.0000	0.0000	0.0000	.00	.00
LH6RV	08/14/2009	7:10 PM	0000.00	7.6527	0.0000	851.7925	851.7925	0.0000	0.0000	0.0000	.00	.00
PH 7-3	08/14/2009	7:15 PM	0000.00	7.0082	0.0000	0.0000	0.0000	0.0000	0.0000	0.0000	.00	.00

MSRUN 9229225

MSRUN 9229227

North Canton

Calibration Report

Calibration Record # 3935

Calibration Settings

Calibration ID	PH CAL 4-7	Date	08/14/2009
Channel	1	Time	12:37 PM
Probe Type	pH	Temperature	296.79 K 23.64 C
Probe ID	PH ELECTRODE WCR39	Analysis Type	Single Line Fit

Calibration Results

Slope	-59.363	CorrCoeff	1.0000
Intercept	-14.520	Equation: Y = (-59.363) X + (-14.520)	

Calibration Validity True Operator A

	Result	Minimum	Maximum
Slope	-59.363	-250.00	-45.00
Intercept	-14.520	-800.00	200.00
Correlation Coefficient	1.0000	1.00	1.00

Note: "True" means the calibration was within the specified ranges
"False" means the calibration was NOT within the specified ranges

Calibration Data	Standard	Reading
	4.00 H13516	163.57
	7.00 H16502	-14.52
	10.00 H02521	

MS/MSD TV= 500.00
AL9001

LCS - P167-506
TV=42.9

H_2SO_4 : WR90710
expires 8-20-09

CALRPRTLive1.SRW
Copyright Hinterland Software Ltd.

North Canton 1602

9231299, 300
9060

****
** OI Analytical Model 1010 TOC **
** RUN SETUP **
****

Operator: Unknown
Data Path: C:\PROGRA~1\OIANAL~2\TOCREP~1\DATA10\081909
WinTOC Version: 5.2 Firmware Version: 5.2
WinTOC Revision: rev 241 Firmware Revision: rev 364

Report To File: Enabled Naming Mode: Automatic
Prefix: 0819 Index: 0

****
** CONFIGURATION **
****

Analysis Mode: TOC Spl Intro: Autosampler 53
Remote Start : OFF

Loop Size: 1 mL Actual Volume 1mL 5mL 10mL 25mL

Loop A (uL):	1000	5000	10000	25000
Loop B (uL):	1000	5000	10000	25000

Tray Type: 53 Vial Vial Option: Septum Piercing
Needle Depth: 95 % Preacid Volume (uL): 200
Wash Needle Depth: 94 % Preacid Purge Time (min:sec): 0:30

phosphoric Acid WR 90797
Sodium persulfate WR 90798
LCS P153-516
CCV TC 9057

	TIC	TOC	TC
Blank	----	----	----
Average:	300	878	260

Linearization Coeff: 61000

Sample Transfer Times (sec)

	Initial Fill			Loop Fill			Sample Inject
	Non-AS	AS	AS w/Sep	Non-AS	AS	AS w/Sep	(all)
1mL:	6.0	4.5	4.0	1.2	1.2	1.2	4.5
5mL:	8.1	7.2	6.8	5.1	5.1	4.2	9.3
10mL:	14.2	12.2	11.0	10.5	10.5	11.0	16.5
25mL:	35.0	35.0	32.0	n/a	n/a	n/a	38.0

Analog Concentration Signal indicates TOC
Analog Conc. Signal Timer is OFF, Timer duration (h:m:s): 00:00:00
Min Signal Range: 0.000 ppmC, Max Signal Range: 0.000 ppmC

Alarms DISABLED
Alarm Relay Timer is OFF, Timer duration (h:m:s): 00:00:00

Conc. Alarm Setpoints (ppm C)

	Low	High
TIC:	0.000	0.000
TOC:	0.000	0.000
TC:	0.000	0.000

****
** CALIBRATION **
****

070109 Tue Jun 30 19:58:27 2009

Std. #	Used	Conc. (ppm)	Volume (mL)		
				RF (ugC/k-cts):	1.590
1	Yes	0.500	2.000	R-Squared:	0.9987
2	Yes	5.000	2.000	Offset (cts):	873
3	Yes	10.000	2.000	Offset (ugC):	-1.388
4	Yes	25.000	2.000	Calibration Mode:	TOC
5	Yes	50.000	2.000	Allow Editing:	No

Rep	Std. 1	Std. 2	Std. 3	Std. 4	Std. 5	
1	2911	6604	12450	32249	63996	
2	-	-	-	-	-	
3	-	-	-	-	-	
4	-	-	-	-	-	
5	-	-	-	-	-	(* = unused)
6	-	-	-	-	-	
7	-	-	-	-	-	
8	-	-	-	-	-	
9	-	-	-	-	-	
10	-	-	-	-	-	

****
** METHODS **
****

TOC Mon Jun 29 13:47:37 2009
Acid Volume: 200 uL Rinse Volume (mL): 20
Oxidant Volume: 1000 uL Rinses Per Rep: 0
Auto-Repeat Time: 00:00:00 (hr:min:sec) Rinses Per Sample: 1

	TIC	TOC	TC
React: (min:sec):	02:00	02:30	00:30
Detect: (min:sec):	01:15	01:30	00:45

****
** SEQUENCE **
****

081909 Wed Aug 19 08:02:13 2009

Start Pos/Vial #: 1, Stop Pos/Vial #: 4

Pos/ Vial	Sample Name	Method	Run Type	# Rep	Vol (mL)	# Blk	Dil Fact	Ovr Rng	Remarks
1	ZZZZZ	toc	Sample	3	2.000	6	1.00	No	
2	ICV	toc	Sample	1	2.000	0	1.00	No	
3	ICB	toc	Sample	1	2.000	0	1.00	No	
4	LCS	toc	Sample	1	2.000	0	1.00	No	P153-51

Pos#	Remarks
4	P153-516 TV 34.7

Pos#	Path for Trend Data file
4	C:\PROGRA~1\OIANAL~2\TOCREP~1\DATA10\TREND\2.CSV

****
** RESULTS - 081909 **
****

Pos/Vial: 1 Name: ZZZZZ Analyzed: 19Aug2009 08:11
Run ID: 0 Meth: toc Vol (mL): 2.000
Remarks: <none>

BLANKS			TIC Area	TIC Mass	TIC Conc	TOC Area	TOC Mass	TOC Conc	TC Area	TC Mass	TC Conc
Rep	Datafile	Date Time	(cts)	(ugC)	(ppm)	(cts)	(ugC)	(ppm)	(cts)	(ugC)	(ppm)
1	0819000	19Aug2009 08:11	-	-	-	737	-	-	-	-	-
2	0819000	19Aug2009 08:20	-	-	-	659	-	-	-	-	-
3	0819000	19Aug2009 08:28	-	-	-	568	-	-	-	-	-
4	0819000	19Aug2009 08:36	-	-	-	548	-	-	-	-	-
5	0819000	19Aug2009 08:44	-	-	-	417	-	-	-	-	-
6	0819000	19Aug2009 08:55	-	-	-	480	-	-	-	-	-

Pos/Vial: 1 Name: ZZZZZ Analyzed: 19Aug2009 09:03
Run ID: 0 Meth: toc Vol (mL): 2.000
Remarks: <none>

SAMPLES			TIC Area	TIC Mass	TIC Conc	TOC Area	TOC Mass	TOC Conc	TC Area	TC Mass	TC Conc
Rep	Datafile	Date Time	(cts)	(ugC)	(ppm)	(cts)	(ugC)	(ppm)	(cts)	(ugC)	(ppm)
1	0819001	19Aug2009 09:03	-	-	-	438	0.000	0.000	-	-	-
2	0819001	19Aug2009 09:11	-	-	-	369	0.000	0.000	-	-	-
3	0819001	19Aug2009 09:21	-	-	-	427	0.000	0.000	-	-	-
Avg						411	0.000	0.000			
Std.Dev.						37.072					
RSD (%)						9.01					

Pos/Vial: 2 Name: ICV Analyzed: 19Aug2009 09:32
Run ID: 1 Meth: toc Vol (mL): 2.000
Remarks: <none>

SAMPLES			TIC Area	TIC Mass	TIC Conc	TOC Area	TOC Mass	TOC Conc	TC Area	TC Mass	TC Conc
Rep	Datafile	Date Time	(cts)	(ugC)	(ppm)	(cts)	(ugC)	(ppm)	(cts)	(ugC)	(ppm)
1	0819002	19Aug2009 09:32	-	-	-	33287	52.158	26.079	-	-	-

TV=25

Pos/Vial: 3 Name: ICB Analyzed: 19Aug2009 09:42
Run ID: 2 Meth: toc Vol (mL): 2.000
Remarks: <none>

SAMPLES			TIC Area	TIC Mass	TIC Conc	TOC Area	TOC Mass	TOC Conc	TC Area	TC Mass	TC Conc
Rep	Datafile	Date Time	(cts)	(ugC)	(ppm)	(cts)	(ugC)	(ppm)	(cts)	(ugC)	(ppm)
1	0819003	19Aug2009 09:42	-	-	-	521	0.064	0.032	-	-	-

Pos/Vial: 4 Name: LCS Analyzed: 19Aug2009 09:53
Run ID: 3 Meth: toc Vol (mL): 2.000
Remarks: P153-516 TV 34.7

SAMPLES	TIC Area	TIC Mass	TIC Conc	TOC Area	TOC Mass	TOC Conc	TC Area	TC Mass	TC Conc

Rep	Datafile	Date	Time	TIC Area (cts)	TIC Mass (ugC)	TIC Conc (ppm)	TOC Area (cts)	TOC Mass (ugC)	TOC Conc (ppm)	TC Area (cts)	TC Mass (ugC)	TC Conc (ppm)
1	0819004	19Aug2009	09:53	-	-	-	45421	71.449	35.725	-	-	-

LCS

****
** SEQUENCE **
****

081909A Wed Aug 19 10:19:52 2009

Start Pos/Vial #: 1, Stop Pos/Vial #: 9

Pos/Vial	Sample Name	Method Type	Run Rep	# Vol (mL)	# Blk	Dil Fact	Ovr Rng	Remarks
1	LHRX6-2X	toc	Sample	4 2.000	0	1.00	No	
2	LHRX6-MS	toc	Sample	1 2.000	0	1.00	No	
3	LHRX6-MSD	toc	Sample	1 2.000	0	1.00	No	
4	LH45Q/F	toc	Sample	4 2.000	0	1.00	No	
5	LH45Q-MS	toc	Sample	1 2.000	0	1.00	No	
6	LH45Q-MSD	toc	Sample	1 2.000	0	1.00	No	
7	LH46D/F	toc	Sample	4 2.000	0	1.00	No	
8	CCV	toc	Sample	1 2.000	0	1.00	No	
9	CCB	toc	Sample	1 2.000	0	1.00	No	

****
** RESULTS - 081909A **
****

Pos/Vial: 1 Name: LHRX6-2X Analyzed: 19Aug2009 10:29
Run ID: 4 Meth: toc Vol (mL): 2.000
Remarks: <none>

SAMPLES

Rep	Datafile	Date	Time	TIC Area (cts)	TIC Mass (ugC)	TIC Conc (ppm)	TOC Area (cts)	TOC Mass (ugC)	TOC Conc (ppm)	TC Area (cts)	TC Mass (ugC)	TC Conc (ppm)
1	0819005	19Aug2009	10:29	-	-	-	54004	85.095	42.548	-	-	-
2	0819005	19Aug2009	10:37	-	-	-	50393	79.354	39.677	-	-	-
3	0819005	19Aug2009	10:45	-	-	-	53003	83.504	41.752	-	-	-
4	0819005	19Aug2009	10:55	-	-	-	52857	83.272	41.636	-	-	-

85.096
79.354
83.504
83.272

	TIC Area (cts)	TIC Mass (ugC)	TIC Conc (ppm)	TOC Area (cts)	TOC Mass (ugC)	TOC Conc (ppm)	TC Area (cts)	TC Mass (ugC)	TC Conc (ppm)
Avg				52564	82.806	41.403			
Std.Dev.				1534.646					
RSD (%)				2.92					

Pos/Vial: 2 Name: LHRX6-MS Analyzed: 19Aug2009 11:05
Run ID: 1 Meth: toc Vol (mL): 2.000
Remarks: <none>

SAMPLES

Rep	Datafile	Date	Time	TIC Area (cts)	TIC Mass (ugC)	TIC Conc (ppm)	TOC Area (cts)	TOC Mass (ugC)	TOC Conc (ppm)	TC Area (cts)	TC Mass (ugC)	TC Conc (ppm)
1	0819006	19Aug2009	11:05	-	-	-	44643	70.213	35.106	-	-	-

140.424

Pos/Vial: 3 Name: LHRX6-MSD Analyzed: 19Aug2009 11:16
Run ID: 2 Meth: toc Vol (mL): 2.000
Remarks: <none>

SAMPLES			TIC Area	TIC Mass	TIC Conc	TOC Area	TOC Mass	TOC Conc	TC Area	TC Mass	TC Conc
Rep	Datafile	Date Time	(cts)	(ugC)	(ppm)	(cts)	(ugC)	(ppm)	(cts)	(ugC)	(ppm)
1	0819007	19Aug2009 11:16	-	-	-	43552	68.478	34.239	-	-	-

LHRX6-MSD
136.956

Pos/Vial: 4 Name: LH45Q/F Analyzed: 19Aug2009 11:24
Run ID: 3 Meth: toc Vol (mL): 2.000
Remarks: <none>

SAMPLES			TIC Area	TIC Mass	TIC Conc	TOC Area	TOC Mass	TOC Conc	TC Area	TC Mass	TC Conc
Rep	Datafile	Date Time	(cts)	(ugC)	(ppm)	(cts)	(ugC)	(ppm)	(cts)	(ugC)	(ppm)
1	0819008	19Aug2009 11:24	-	-	-	4569	6.499	3.250	-	-	-
2	0819008	19Aug2009 11:32	-	-	-	2979	3.972	1.986	-	-	-
3	0819008	19Aug2009 11:40	-	-	-	2639	3.431	1.715	-	-	-
4	0819008	19Aug2009 11:50	-	-	-	3468	4.749	2.375	-	-	-
Avg						3413	4.663	2.331			
Std.Dev.						841.980					
RSD (%)						24.66					

Pos/Vial: 5 Name: LH45Q-MS Analyzed: 19Aug2009 12:01
Run ID: 4 Meth: toc Vol (mL): 2.000
Remarks: <none>

SAMPLES			TIC Area	TIC Mass	TIC Conc	TOC Area	TOC Mass	TOC Conc	TC Area	TC Mass	TC Conc
Rep	Datafile	Date Time	(cts)	(ugC)	(ppm)	(cts)	(ugC)	(ppm)	(cts)	(ugC)	(ppm)
1	0819009	19Aug2009 12:01	-	-	-	19657	30.488	15.244	-	-	-

30.488

Pos/Vial: 6 Name: LH45Q-MSD Analyzed: 19Aug2009 12:11
Run ID: 5 Meth: toc Vol (mL): 2.000
Remarks: <none>

SAMPLES			TIC Area	TIC Mass	TIC Conc	TOC Area	TOC Mass	TOC Conc	TC Area	TC Mass	TC Conc
Rep	Datafile	Date Time	(cts)	(ugC)	(ppm)	(cts)	(ugC)	(ppm)	(cts)	(ugC)	(ppm)
1	0819010	19Aug2009 12:11	-	-	-	19314	29.942	14.971	-	-	-

29.942

Pos/Vial: 7 Name: LH46D/F Analyzed: 19Aug2009 12:20
Run ID: 6 Meth: toc Vol (mL): 2.000
Remarks: <none>

SAMPLES			TIC Area	TIC Mass	TIC Conc	TOC Area	TOC Mass	TOC Conc	TC Area	TC Mass	TC Conc
Rep	Datafile	Date Time	(cts)	(ugC)	(ppm)	(cts)	(ugC)	(ppm)	(cts)	(ugC)	(ppm)
1	0819011	19Aug2009 12:20	-	-	-	5800	8.457	4.228	-	-	-
2	0819011	19Aug2009 12:28	-	-	-	4962	7.124	3.562	-	-	-
3	0819011	19Aug2009 12:36	-	-	-	4889	7.008	3.504	-	-	-
4	0819011	19Aug2009 12:46	-	-	-	4867	6.973	3.487	-	-	-
Avg						5129	7.391	3.695			

Std.Dev. 448.840
RSD (%) 8.75

Pos/Vial: 8 Name: CCV Analyzed: 19Aug2009 12:56
Run ID: 7 Meth: toc Vol (mL): 2.000
Remarks: <none>

SAMPLES				TIC Area (cts)	TIC Mass (ugC)	TIC Conc (ppm)	TOC Area (cts)	TOC Mass (ugC)	TOC Conc (ppm)	TC Area (cts)	TC Mass (ugC)	TC Conc (ppm)
Rep	Datafile	Date	Time									
1	0819012	19Aug2009	12:56	-	-	-	32378	50.713	25.356	-	-	-

Pos/Vial: 9 Name: CCB Analyzed: 19Aug2009 13:07
Run ID: 8 Meth: toc Vol (mL): 2.000
Remarks: <none>

SAMPLES				TIC Area (cts)	TIC Mass (ugC)	TIC Conc (ppm)	TOC Area (cts)	TOC Mass (ugC)	TOC Conc (ppm)	TC Area (cts)	TC Mass (ugC)	TC Conc (ppm)
Rep	Datafile	Date	Time									
1	0819013	19Aug2009	13:07	-	-	-	525	0.070	0.035	-	-	-

Tetra Tech NUS **INTERNAL CORRESPONDENCE**

TO: **A. APANAVAGE** **DATE:** **OCTOBER 7, 2009**

FROM: **A. COGNETTI** **COPIES:** **DV FILE**

SUBJECT: **ORGANIC AND INORGANIC DATA VALIDATION-
VOLATILE ORGANIC COMPOUNDS/SEMI-VOLATILE ORGANIC COMPOUNDS/ORGANIC VOLATILE GASES/TOTAL METALS/DISSOLVED METALS/ GENERAL CHEMISTRY
LOCKHEED- MIDDLE RIVER CENTER – LIMITED REVIEW
SAMPLE DELIVERY GROUP (SDG) 9H19214**

SAMPLES: 13/Aqueous/VOC

MRC-74B-081709	MRC-78B-081709	MRC-MW43A-082109
MRC-MW80A-082009	MRC-MW80B-082009	MRC-MW81A-082109
MRC-MW81B-082109	MRC-MW87A-082009	MRC-MW88A-081809
MRC-MW88B-081809	MRC-MW90B-081809	TB-081709
TB-082009		

7/Aqueous/SVOC

MRC-78B-081709	MRC-80A-082009	MRC-MW80B-082009
MRC-MW87A-082009	MRC-MW88A-081809	MRC-MW88B-081809
MRC-MW90B-081809		

2/Aqueous/OVG/General Chemistry

MRC-MW43A-082109	MRC-MW81B-082109

11/Aqueous/Total Metals/Dissolved Metals

MRC-74B-081709	MRC-78B-081709	MRC-MW43A-082109
MRC-MW80A-082009	MRC-MW80B-082009	MRC-MW81A-082109
MRC-MW81B-082109	MRC-MW87A-082009	MRC-MW88A-081809
MRC-MW88B-081809	MRC-MW90B-081809	

Overview

The sample set for LOCKHEED- MIDDLE RIVER CENTER, SDG 9H19214 consists of thirteen (13) aqueous samples. All samples were analyzed for volatile organic compounds (VOC). Seven aqueous environmental samples, MRC-78B-081709, MRC-80A-082009, MRC-MW80B-082009, MRC-MW87A-082009, MRC-MW88A-081809, MRC-MW88B-081809 and MRC-MW90B-081809, were also analyzed for 1,4-dioxane in the semivolatile organic compound (SVOC) fraction. Aqueous samples MRC-MW43A-082109 and MRC-MW81B-082109 were analyzed for organic volatile gases (OVG) and alkalinity, ammonia, chloride, dissolved organic carbon, nitrate, nitrite, orthophosphate, sulfate and total dissolved solids. Eleven aqueous samples; MRC-74B-081709, MRC-78B-081709, MRC-MW43A-082109, MRC-MW80A-082009, MRC-MW80B-082009, MRC-MW81A-082109, MRC-MW81B-082109, MRC-MW87A-082009, MRC-MW88A-081809, MRC-MW88B-081809 and MRC-MW90B-081809, were analyzed for total and dissolved metals.

The samples were collected on August 17-18, 2009 and August 20-21, 2009 and analyzed by Test America Laboratories, Inc. Volatile organic compound analyses were conducted in accordance to SW-846 Method 8260B. Semivolatile organic compound analyses for 1,4-dioxane followed SW-846 Method 8270C. OVG analyses followed method RSK SOP-175. Alkalinity analyses used analytical method EPA310.1 and Ammonia as Nitrogen method 350.3. Chloride, Nitrate as N, Nitrite as N, Orthophosphate as P and Sulfate analyses followed EPA 300.0. Dissolved organic carbon analyses used analytical method SW846 9060 and Total Dissolved Solids EPA method 160.1. Metals analyses were conducted using SW-846 method 6020. Mercury analyses were conducted using SW-846 method 7470A.

Summary

The data contained in this SDG were validated with regard to the following parameters: data completeness, system performance, holding times, initial / continuing calibrations, laboratory method blank results and detection limits.

Areas of concern with respect to data quality are listed below.

Major Problems

- In the volatile initial calibration of instrument A3UX11 on August 26, 2009 and the continuing calibration on August 28, 2009 @10:45, tert-butyl alcohol had a mean relative retention factor (RRF) less than the 0.05 quality control criteria. The positive detection of tert-butyl alcohol in sample MRC-78B-081709 was qualified (J) instead of (L) because the concentration was also less than the reporting limit (RL) but greater than the method detection limit. The nondetected results in the affected samples TB-081709, MRC-MW88A-081809, MRC-MW88B-081809, MRC-MW-90B-081809 and MRC-74B-081709 were qualified as rejected (UR).

- In the volatile initial calibration of instrument A3UX16 on August 20, 2009 and the continuing calibrations on August 30, 2009, tert-butyl alcohol and acetone had mean RRFs less than the 0.05 quality control criteria. The nondetected results in the affected samples MRC-MW43A-082109, TB-082009, MRC-MW80A-082009, MRC-MW80B-082009, MRC-MW87A-082009, MRC-MW81A-082109 and MRC-MW81B-082109 were qualified as rejected (UR).

Minor Problems

- Laboratory contaminants were detected in the volatile fraction in several method blanks.

Method Blank	Contaminant	Maximum Concentration (ug/L)	Action Level (ug/L)	Affected Samples
LJ29K1AA	Hexachlorobutadiene	0.46	2.3	MRC-78B-081709
	1,2,4-trichlorobenzene	0.21	1.05	MRC-74B-081709
	Acetone(1)	2.2	22.0	MRC-MW88A-081809
				MRC-MW88B-081809
				MRC-MW90B-081809
LJ6R01AA	Acetone(1)	4.7	47.0	MRC-MW80A-082009
	hexachlorobutadiene	0.34	1.7	MRC-MW80B-082009
	1,2,4-trichlorobenzene(1)	0.24	1.2	MRC-MW87A-082009
				MRC-MW81A-082109
				MRC-MW81B-082109
				MRC-MW43A-082109

(1) Maximum concentration detected in the trip blank.

An action level of 5X the maximum concentration level of hexachlorobutadiene and 1,2,4-trichlorobenzene has been used in order to evaluate sample data for blank contamination. Acetone, a common laboratory contaminant, action level was 10X the maximum concentration. Positive results less than the action level were qualified (B) as a result of blank contamination. Sample aliquot and dilution factors were taken into account in validation of data. No action was taken on the nondetected results in the affected samples. Trip blanks are not qualified for blank contamination.

- Laboratory contaminants were detected in the total/filtered metals fraction.

Contaminant	Maximum Concentration (ug/L)	Action Level (ug/L)	Affected Samples
Antimony	0.089	0.445	MRC-78B-081709
Barium	0.80[(1)]	4.0	MRC-80A-082009, MRC-43A-082109, MRC-80B-082009, MRC-81A-082109, MRC-MW81B-082109, MRC-MW87A-082009
	0.091	0.455	MRC-74B-081709, MRC-MW88A-081809, MRC-MW88B-081809, MRC-MW90B-081809, MRC-78B-081709
Beryllium	0.061	0.305	MRC-74B-081709, MRC-MW88A-081809, MRC-MW88B-081809, MRC-MW90B-081809, MRC-78B-081709
Cadmium	0.088	0.44	MRC-78B-081709, MRC-74B-081709, MRC-MW88A-081809, MRC-MW88B-081809, MRC-MW90B-081809
	0.035	0.175	MRC-MW43A-082109, MRC-MW80B-082009, MRC-MW81A-082109, MRC-MW81B-082109, MRC-87A-082009
Chromium	0.15[(1)]	0.75	MRC-80A-082009, MRC-43A-082109, MRC-80B-082009, MRC-81A-082109, MRC-MW81B-082109, MRC-MW87A-082009
	0.10	0.50	MRC-74B-081709, MRC-78B-081709, MRC-MW88A-081809, MRC-MW88B-081809, MRC-MW90B-081809
Cobalt	0.084	0.42	MRC-74B-081709, MRC-MW88A-081809, MRC-MW88B-081809, MRC-MW90B-081809, MRC-78B-081709
Copper	0.12[(1)]	0.60	MRC-78B-081709 (total)
	0.14	0.70	MRC-74B-081709, MRC-88A-081809, MRC-MW88B-081809, MRC-MW90B-081809
	0.52[(1)]	2.6	MRC-MW80A-082009, MRC-MW43A-082109, MRC-MW80B-082009, MRC-MW81A-082109, MRC-MW81B-082109, MRC-87A-082009
	0.075	0.375	MRC-78B-081709 (dissolved)
Iron	25.6[(1)]	128	MRC-80A-082009, MRC-43A-082109, MRC-80B-082009, MRC-81A-082109, MRC-MW81B-082109, MRC-MW87A-082009
	27.5	137.5	MRC-74B-081709, MRC-88A-081809, MRC-MW88B-081809, MRC-MW90B-081809, MRC-78B-081709

Contaminant	Maximum Concentration (ug/L)	Action Level (ug/L)	Affected Samples
Lead	0.068(1)	0.34	MRC-80A-082009, MRC-43A-082109, MRC-80B-082009, MRC-81A-082109, MRC-MW81B-082109, MRC-MW87A-082009
	0.13	0.65	MRC-74B-081709, MRC-78B-081709, MRC-MW88A-081809, MRC-MW88B-081809, MRC-MW90B-081809
Managese	0.58(1)	2.9	MRC-74B-081709, MRC-78B-081709, MRC-MW88A-081809, MRC-MW88B-081809, MRC-MW90B-081809, MRC-80A-082009, MRC-43A-082109, MRC-80B-082009, MRC-81A-082109, MRC-MW81B-082109, MRC-MW87A-082009
Mercury	0.2	1.0	MRC-78B-081709
Molybdenum	0.34	1.7	MRC-74B-081709, MRC-78B-081709, MRC-MW88A-081809, MRC-MW88B-081809, MRC-MW90B-081809
	0.36	1.8	MRC-43A-082109, MRC-80B-082009, MRC-81A-082109, MRC-MW81B-082109, MRC-MW87A-082009
	1.1	5.5	MRC-80A-082009
Nickel	0.13(1)	0.65	MRC-74B-081709, MRC-78B-081709, MRC-MW88A-081809, MRC-MW88B-081809, MRC-MW90B-081809
	0.47(1)	2.35	MRC-80A-082009, MRC-43A-082109, MRC-80B-082009, MRC-81A-082109, MRC-MW81B-082109, MRC-MW87A-082009
Potassium	29.3(1)	146.5	MRC-80A-082009
	31.5	157.5	MRC-43A-082109, MRC-80B-082009, MRC-81A-082109, MRC-MW81B-082109, MRC-MW87A-082009
Silver	0.067	0.201	MRC-78B-081709
	0.08	0.40	MRC-88A-081809, MRC-MW88B-081809, MRC-MW90B-081809
	0.087	0.435	MRC-74B-081709, MRC-88A-081809, MRC-MW88B-081809, MRC-MW90B-081809
Thallium	0.23	1.15	MRC-74B-081709, MRC-88A-081809, MRC-MW88B-081809, MRC-MW90B-081809
	0.22	1.10	MRC-80A-082009, MRC-43A-082109, MRC-80B-082009, MRC-81A-082109, MRC-MW81B-082109, MRC-MW87A-082009
	0.20	1.0	MRC-78B-081709
Zinc	5.9(1)	29.5	MRC-74B-081709, MRC-78B-081709, MRC-MW88A-081809, MRC-MW88B-081809, MRC-MW90B-081809
	6.1(1)	30.5	MRC-80A-082009, MRC-43A-082109, MRC-80B-082009, MRC-81A-082109, MRC-MW81B-082109, MRC-MW87A-082009

(1) Maximum concentration detected in the method preparation blank.

An action level of 5X the maximum concentration level of contaminants has been used in order to evaluate sample data for blank contamination. Positive results less than the action level were qualified (B) as a result of blank contamination. Sample aliquot and dilution factors were taken into account in validation of data. No action was taken on the nondetected results in the affected samples.

- The method blank for the general chemistry fraction contained contaminants.

Analyte	Maximum Concentration (mg/L)	Action Level (mg/L)
Orthophosphate as P	0.10	0.50
Total alkalinity	4.6	23.0

An action level of 5X the maximum concentration of orthophosphate and total alkalinity was used to evaluate samples for blank contamination. Positive results less than the action level were qualified (B) as a result of blank contamination. Sample aliquot and dilution factors were taken into account in validation of data. No action was taken on the nondetected results in the affected samples.

- Orthophosphate had a percent difference (%D) greater than the 10% quality control limit and percent recoveries (%R) greater than 120% in several continuing calibration verifications affecting samples MRC-MW43A-082109 and MRC-MW81B-082109. Sample MRC-MW43A-082109 was reanalyzed outside of hold time. For validation purposes, the original analysis was used. The positive result for orthophosphate in sample MRC-MW43A-082109 was qualified (J) due to this calibration noncompliance. The positive result in sample MRC-MW43A-082109 was qualified for orthophosphate due to blank contamination.

- The CRDL percent recoveries (%R) on August 26, 2009 for copper, iron, manganese, nickel, silver and zinc were greater than the 110% quality control limit affecting total and dissolved samples MRC-78B-081709, MRC-74B-081709, MRC-MW88A-081809, MRC-MW88B-081809 and MRC-MW90B-081809. Positive results less than 2X CRDL for copper, nickel and zinc were qualified as biased high (K).

- The CRDL %R on August 31, 2009 for copper, iron, manganese, nickel, silver and zinc were greater than the 110% quality control limit affecting total and dissolved samples MRC-MW80A-082009, MRC-MW80B-082009, MRC-MW87A-082009, MRC-MW81A-082109, MRC-MW81B-082109 and MRC-MW43A0982109. Positive results less than 2X CRDL for silver were qualified as biased high (K).

- Positive results reported below the reporting limit (RL) but above the method detection limit (MDL) for the organic analyses were qualified as estimated, (J).

Notes

In the continuing calibration of instrument A3UX16 on August 30, 2009 @ 14:22, tert- butyl alcohol and trichlorofluoromethane had percent differences (%D) greater than the 25% quality control limit. No action was taken on the nondetected results for trichlorofluoromethane in the affected samples MRC-MW43A-082109, TB-082009, MRC-MW80A-082009, MRC-MW80B-082009, MRC-MW87A-082009, MRC-MW81A-082109 and MRC-MW81B-082109. No further action was taken on the validated results for tert-butyl alcohol.

Samples were diluted in the volatile fraction as follows: MRC-74B-081709 (625X), MRC-78B-081709 (2.5X), MRC-MW43A-082109 (333.33X), MRC-MW80A-082009 (5X), MRC-MW80B-082009 (1.43X), MRC-MW81B-082109 (100X), MRC-MW88A-081809 (40X) and MRC-MW90B-081809 (5.71X).

Ethane, methane and ethane results were reported with the general chemistry parameters in the EDD.

EXECUTIVE SUMMARY

Laboratory Performance Issues: Tert-butyl alcohol and acetone had RRFs less than quality control limits in the initial and continuing calibrations. Several contaminants were detected in the method blanks. Orthophosphate had a %D greater than the quality control limit. Several analytes had CRDL %R greater than the 110% quality control limit resulting in the qualification of data.

Other Factors Affecting Data Quality: None.

The data for these analyses were reviewed with reference to the Region III EPA Functional Guidelines for Organic Data Validation (9/94), EPA Functional Guidelines for Inorganic Data Review (10/2004) and the Department of Defense (DoD) document entitled "Quality Systems Manual (QSM) for Environmental Laboratories" (January 2006).

The text of this report has been formulated to address only those problem areas affecting data quality.

Ann Cognetti

Tetra Tech NUS
Ann Cognetti
Chemist/Data Validator

TetraTech NUS
Joseph A. Samchuck
Data Validation Quality Assurance Officer

Attachments:
Appendix A – Qualified Analytical Results
Appendix B – Results as Reported by the Laboratory
Appendix C – Support Documentation

Appendix A

Qualified Analytical Results

Data Validation Qualifier Codes:

A = Lab Blank Contamination
B = Field Blank Contamination
C = Calibration Noncompliance (e.g. % RSDs, %Ds, ICVs, CCVs, RRFs, etc.)
C01 = GC/MS Tuning Noncompliance
D = MS/MSD Recovery Noncompliance
E = LCS/LCSD Recovery Noncompliance
F = Lab Duplicate Imprecision
G = Field Duplicate Imprecision
H = Holding Time Exceedance
I = ICP Serial Dilution Noncompliance
J = GFAA PDS - GFAA MSA's $r < 0.995$
K = ICP Interference - includes ICS % R Noncompliance
L = Instrument Calibration Range Exceedance
M = Sample Preservation Noncompliance
N = Internal Standard Noncompliance
N01 = Internal Standard Recovery Noncompliance Dioxins
N02 = Recovery Standard Noncompliance Dioxins
N03 = Clean-up Standard Noncompliance Dioxins
O = Poor Instrument Performance (e.g. base-line drifting)
P = Uncertainty near detection limit (< 2 x IDL for inorganics and <CRQL for organics)
Q = Other problems (can be any number of issues; e.g. poor chromatography,interferences, etc.)
R = Surrogates Recovery Noncompliance
S = Pesticide/PCB Resolution
T = % Breakdown Noncompliance for DDT and Endrin
U = % Difference between columns/detectors >25% for positive results determined via GC/HPLC
V = Non-linear calibrations; correlation coefficient $r < 0.995$
W = EMPC result
X = Signal to noise response drop
Y = Percent solids <30%
Z = Uncertainty at 2 sigma deviation is greater than sample activity

PROJ_NO: 02221	NSAMPLE	MRC-74B-081709			MRC-78B-081709			MRC-MW43A-082109			MRC-MW80A-082009		
SDG: 9H19214	LAB_ID	A9H190214003			A9H190214002			A9H220139007			A9H220139002		
FRACTION: OV	SAMP_DATE	8/17/2009			8/17/2009			8/21/2009			8/20/2009		
MEDIA: WATER	QC_TYPE	NM			NM			NM			NM		
	UNITS	UG/L			UG/L			UG/L			UG/L		
	PCT_SOLIDS	.0			.0			.0			.0		
	DUP_OF												
PARAMETER	RESULT	VQL	QLCD	RESULT	VQL	QLCD	RESULT	VQL	QLCD	RESULT	VQL	QLCD
1,1,1,2-TETRACHLOROETHANE	140	U		0.58	U		77	U		1.2	U	
1,1,1-TRICHLOROETHANE	140	U		0.55	U		73	U		1.1	U	
1,1,2,2-TETRACHLOROETHANE	110	U		0.45	U		60	U		0.9	U	
1,1,2-TRICHLOROTRIFLUOROETHANE	180	U		0.7	U		93	U		1.4	U	
1,1-DICHLOROETHANE	94	U		0.38	U		50	U		2.8	J	P
1,1-DICHLOROETHENE	120	U		0.48	U		63	U		80		
1,1-DICHLOROPROPENE	81	U		0.32	U		43	U		0.65	U	
1,2,3-TRICHLOROBENZENE	110	U		0.59	J	P	2000			0.85	U	
1,2,3-TRICHLOROPROPANE	270	U		1.1	U		140	U		2.2	U	
1,2,3-TRIMETHYLBENZENE	3.7	U		0.015	U		2	U		0.03	U	
1,2,4-TRICHLOROBENZENE	94	U		0.5	B	A	8800			0.75	U	
1,2,4-TRIMETHYLBENZENE	75	U		0.3	U		40	U		0.6	U	
1,2-DIBROMO-3-CHLOROPROPANE	420	U		1.7	U		220	U		3.4	U	
1,2-DIBROMOETHANE	150	U		0.6	U		80	U		1.2	U	
1,2-DICHLOROBENZENE	81	U		0.32	U		390			0.65	U	
1,2-DICHLOROETHANE	140	U		0.55	U		73	U		1.1	U	
1,2-DICHLOROPROPANE	110	U		0.45	U		60	U		0.9	U	
1,3-DICHLOROBENZENE	88	U		0.35	U		47	U		0.7	U	
1,3-DICHLOROPROPANE	100	U		0.4	U		53	U		0.8	U	
1,4-DICHLOROBENZENE	81	U		0.32	U		490			0.65	U	
2,2-DICHLOROPROPANE	81	U		0.32	U		43	U		0.65	U	
2-BUTANONE	360	U		1.4	U		190	U		2.8	U	
2-CHLOROETHYL VINYL ETHER	620	U		2.5	U		330	U		5	U	
2-CHLOROTOLUENE	69	U		0.28	U		37	U		0.55	U	
2-HEXANONE	260	U		1	U		140	U		2	U	
4-CHLOROTOLUENE	110	U		0.45	U		60	U		0.9	U	
4-ISOPROPYLTOLUENE	75	U		0.3	U		40	U		0.6	U	
4-METHYL-2-PENTANONE	200	U		0.8	U		110	U		1.6	U	
ACETONE	690	U		7.3	B	B	460	B	B	8.4	B	B
BENZENE	81	U		0.7	J	P	43	U		0.65	U	
BROMOBENZENE	81	U		0.32	U		43	U		0.65	U	
BROMOCHLOROMETHANE	180	U		0.72	U		97	U		1.4	U	
BROMODICHLOROMETHANE	94	U		0.38	U		50	U		0.75	U	
BROMOFORM	400	U		1.6	U		210	U		3.2	U	
BROMOMETHANE	260	U		1	U		140	U		2	U	
CARBON DISULFIDE	81	U		0.32	U		43	U		0.65	U	

PROJ_NO: 02221 SDG: 9H19214 FRACTION: OV MEDIA: WATER	NSAMPLE	MRC-74B-081709			MRC-78B-081709			MRC-MW43A-082109			MRC-MW80A-082009		
	LAB_ID	A9H190214003			A9H190214002			A9H220139007			A9H220139002		
	SAMP_DATE	8/17/2009			8/17/2009			8/21/2009			8/20/2009		
	QC_TYPE	NM			NM			NM			NM		
	UNITS	UG/L			UG/L			UG/L			UG/L		
	PCT_SOLIDS	.0			.0			.0			.0		
	DUP_OF												
PARAMETER		RESULT	VQL	QLCD	RESULT	VQL	QLCD	RESULT	VQL	QLCD	RESULT	VQL	QLCD
CARBON TETRACHLORIDE		81	U		0.32	U		43	U		0.65	U	
CHLOROBENZENE		94	U		0.38	U		50	U		0.75	U	
CHLORODIBROMOMETHANE		110	U		0.45	U		60	U		0.9	U	
CHLOROETHANE		180	U		0.72	U		97	U		1.4	U	
CHLOROFORM		100	U		1.8	J	P	53	U		0.8	U	
CHLOROMETHANE		190	U		0.75	U		100	U		1.5	U	
CIS-1,2-DICHLOROETHENE		360	J	P	4			57	U		0.85	U	
CIS-1,3-DICHLOROPROPENE		88	U		0.35	U		47	U		0.7	U	
DIBROMOMETHANE		180	U		0.7	U		93	U		1.4	U	
DICHLORODIFLUOROMETHANE		190	U		0.78	U		100	U		1.6	U	
DIISOPROPYL ETHER		940	U		3.8	U		500	U		7.5	U	
ETHYL TERT-BUTYL ETHER		69	U		0.28	U		37	U		0.55	U	
ETHYLBENZENE		110	U		0.42	U		57	U		0.85	U	
HEXACHLOROBUTADIENE		190	U		1.2	B	A	100	U		1.5	U	
ISOPROPYLBENZENE		81	U		0.32	U		43	U		0.65	U	
M+P-XYLENES		150	U		0.6	U		80	U		1.2	U	
METHYL TERT-BUTYL ETHER		110	U		0.42	U		57	U		0.85	U	
METHYLENE CHLORIDE		210	U		0.82	U		110	U		1.6	U	
NAPHTHALENE		150	U		0.63	J	P	80	U		1.2	U	
N-BUTYLBENZENE		75	U		0.3	U		40	U		0.6	U	
N-PROPYLBENZENE		88	U		0.35	U		47	U		0.7	U	
O-XYLENE		88	U		0.35	U		47	U		0.7	U	
SEC-BUTYLBENZENE		81	U		0.32	U		43	U		0.65	U	
STYRENE		69	U		0.28	U		37	U		0.55	U	
TERT-AMYL METHYL ETHER		42	U		0.17	U		22	U		0.34	U	
TERT-BUTYLBENZENE		81	U		0.32	U		43	U		0.65	U	
TERTIARY-BUTYL ALCOHOL		2400	UR	C	10	J	CP	1300	UR	C	20	UR	C
TETRACHLOROETHENE		180	U		0.72	U		97	U		1.4	U	
TOLUENE		81	U		0.32	U		43	U		0.65	U	
TOTAL XYLENES		180	U		0.7	U		93	U		1.4	U	
TRANS-1,2-DICHLOROETHENE		120	U		0.48	U		63	U		0.95	U	
TRANS-1,3-DICHLOROPROPENE		120	U		0.48	U		63	U		0.95	U	
TRICHLOROETHENE		17000			74			57	U		0.85	U	
TRICHLOROFLUOROMETHANE		130	U		0.52	U		70	U		1	U	
VINYL ACETATE		120	U		0.48	U		63	U		0.95	U	
VINYL CHLORIDE		140	U		0.55	U		73	U		1.1	U	

PROJ_NO: 02221 SDG: 9H19214 FRACTION: OV MEDIA: WATER	NSAMPLE	MRC-MW80B-082009			MRC-MW81A-082109			MRC-MW81B-082109			MRC-MW87A-082009		
	LAB_ID	A9H220139003			A9H220139005			A9H220139006			A9H220139004		
	SAMP_DATE	8/20/2009			8/21/2009			8/21/2009			8/20/2009		
	QC_TYPE	NM			NM			NM			NM		
	UNITS	UG/L			UG/L			UG/L			UG/L		
	PCT_SOLIDS	.0			.0			.0			.0		
	DUP_OF												
PARAMETER		RESULT	VQL	QLCD	RESULT	VQL	QLCD	RESULT	VQL	QLCD	RESULT	VQL	QLCD
1,1,1,2-TETRACHLOROETHANE		0.33	U		0.23	U		23	U		0.23	U	
1,1,1-TRICHLOROETHANE		0.31	U		0.22	U		22	U		0.22	U	
1,1,2,2-TETRACHLOROETHANE		0.26	U		0.18	U		18	U		0.18	U	
1,1,2-TRICHLOROTRIFLUOROETHANE		0.4	U		0.28	U		28	U		0.28	U	
1,1-DICHLOROETHANE		1.4			0.15	U		27	J	P	0.15	U	
1,1-DICHLOROETHENE		9.5			0.19	U		50	J	P	0.19	U	
1,1-DICHLOROPROPENE		0.19	U		0.13	U		13	U		0.13	U	
1,2,3-TRICHLOROBENZENE		0.24	U		0.17	U		17	U		0.17	U	
1,2,3-TRICHLOROPROPANE		0.61	U		0.43	U		43	U		0.43	U	
1,2,3-TRIMETHYLBENZENE		0.0084	U		0.0059	U		0.59	U		0.0059	U	
1,2,4-TRICHLOROBENZENE		0.21	U		0.15	U		15	U		0.15	U	
1,2,4-TRIMETHYLBENZENE		0.17	U		0.12	U		12	U		0.12	U	
1,2-DIBROMO-3-CHLOROPROPANE		0.96	U		0.67	U		67	U		0.67	U	
1,2-DIBROMOETHANE		0.34	U		0.24	U		24	U		0.24	U	
1,2-DICHLOROBENZENE		0.19	U		0.13	U		13	U		0.13	U	
1,2-DICHLOROETHANE		0.31	U		0.22	U		22	U		0.22	U	
1,2-DICHLOROPROPANE		0.26	U		0.18	U		18	U		0.18	U	
1,3-DICHLOROBENZENE		0.2	U		0.14	U		14	U		0.14	U	
1,3-DICHLOROPROPANE		0.23	U		0.16	U		16	U		0.16	U	
1,4-DICHLOROBENZENE		0.19	U		0.13	U		13	U		0.13	U	
2,2-DICHLOROPROPANE		0.19	U		0.13	U		13	U		0.13	U	
2-BUTANONE		0.82	U		0.57	U		57	U		0.57	U	
2-CHLOROETHYL VINYL ETHER		1.4	U		0.99	U		99	U		0.99	U	
2-CHLOROTOLUENE		0.16	U		0.11	U		11	U		0.11	U	
2-HEXANONE		0.59	U		0.41	U		41	U		0.41	U	
4-CHLOROTOLUENE		0.26	U		0.18	U		18	U		0.18	U	
4-ISOPROPYLTOLUENE		0.17	U		0.12	U		12	U		0.12	U	
4-METHYL-2-PENTANONE		0.46	U		0.32	U		32	U		0.32	U	
ACETONE		6.1	B	B	6.1	B	B	110	UR	C	6.8	B	B
BENZENE		0.19	U		0.13	U		13	U		0.13	U	
BROMOBENZENE		0.19	U		0.13	U		13	U		0.13	U	
BROMOCHLOROMETHANE		0.41	U		0.29	U		29	U		0.29	U	
BROMODICHLOROMETHANE		0.21	U		0.15	U		15	U		0.15	U	
BROMOFORM		0.92	U		0.64	U		64	U		0.64	U	
BROMOMETHANE		0.59	U		0.41	U		41	U		0.41	U	
CARBON DISULFIDE		0.19	U		0.13	U		13	U		0.13	U	

PROJ_NO: 02221	NSAMPLE	MRC-MW80B-082009			MRC-MW81A-082109			MRC-MW81B-082109			MRC-MW87A-082009		
SDG: 9H19214	LAB_ID	A9H220139003			A9H220139005			A9H220139006			A9H220139004		
FRACTION: OV	SAMP_DATE	8/20/2009			8/21/2009			8/21/2009			8/20/2009		
MEDIA: WATER	QC_TYPE	NM			NM			NM			NM		
	UNITS	UG/L			UG/L			UG/L			UG/L		
	PCT_SOLIDS	.0			.0			.0			.0		
	DUP_OF												
PARAMETER	RESULT	VQL	QLCD	RESULT	VQL	QLCD	RESULT	VQL	QLCD	RESULT	VQL	QLCD
CARBON TETRACHLORIDE	0.19	U		0.13	U		13	U		0.13	U	
CHLOROBENZENE	0.21	U		0.15	U		15	U		0.15	U	
CHLORODIBROMOMETHANE	0.26	U		0.18	U		18	U		0.18	U	
CHLOROETHANE	0.41	U		0.29	U		29	U		0.29	U	
CHLOROFORM	0.23	U		0.16	U		16	U		0.16	U	
CHLOROMETHANE	0.43	U		0.3	U		30	U		0.3	U	
CIS-1,2-DICHLOROETHENE	2.4			13			2800			0.25	J	P
CIS-1,3-DICHLOROPROPENE	0.2	U		0.14	U		14	U		0.14	U	
DIBROMOMETHANE	0.4	U		0.28	U		28	U		0.28	U	
DICHLORODIFLUOROMETHANE	0.44	U		0.31	U		31	U		0.31	U	
DIISOPROPYL ETHER	2.1	U		1.5	U		150	U		1.9	J	P
ETHYL TERT-BUTYL ETHER	0.16	U		0.11	U		11	U		0.11	U	
ETHYLBENZENE	0.24	U		0.17	U		17	U		0.17	U	
HEXACHLOROBUTADIENE	0.43	U		0.3	U		30	U		0.3	U	
ISOPROPYLBENZENE	0.19	U		0.13	U		13	U		0.13	U	
M+P-XYLENES	0.34	U		0.24	U		24	U		0.24	U	
METHYL TERT-BUTYL ETHER	0.24	U		0.17	U		17	U		0.17	U	
METHYLENE CHLORIDE	0.47	U		0.33	U		33	U		0.33	U	
NAPHTHALENE	0.34	U		0.24	U		24	U		0.79	J	P
N-BUTYLBENZENE	0.17	U		0.12	U		12	U		0.12	U	
N-PROPYLBENZENE	0.2	U		0.14	U		14	U		0.14	U	
O-XYLENE	0.2	U		0.14	U		14	U		0.14	U	
SEC-BUTYLBENZENE	0.19	U		0.13	U		13	U		0.13	U	
STYRENE	0.16	U		0.11	U		11	U		0.11	U	
TERT-AMYL METHYL ETHER	0.096	U		0.067	U		6.7	U		0.067	U	
TERT-BUTYLBENZENE	0.19	U		0.13	U		13	U		0.13	U	
TERTIARY-BUTYL ALCOHOL	5.6	UR	C	3.9	UR	C	390	UR	C	3.9	UR	C
TETRACHLOROETHENE	0.41	U		0.29	U		29	U		0.29	U	
TOLUENE	0.19	U		0.13	U		13	U		0.2	J	P
TOTAL XYLENES	0.4	U		0.28	U		28	U		0.28	U	
TRANS-1,2-DICHLOROETHENE	0.27	U		0.61	J	P	19	U		0.19	U	
TRANS-1,3-DICHLOROPROPENE	0.27	U		0.19	U		19	U		0.19	U	
TRICHLOROETHENE	37			4.4			1200			0.17	U	
TRICHLOROFLUOROMETHANE	0.3	U		0.21	U		21	U		0.21	U	
VINYL ACETATE	0.27	U		0.19	U		19	U		0.19	U	
VINYL CHLORIDE	0.31	U		1.4			520			0.22	U	

PROJ_NO: 02221	NSAMPLE	MRC-MW88A-081809			MRC-MW88B-081809			MRC-MW90B-081809			TB-081709		
SDG: 9H19214	LAB_ID	A9H190214004			A9H190214005			A9H190214006			A9H190214001		
FRACTION: OV	SAMP_DATE	8/18/2009			8/18/2009			8/18/2009			8/17/2009		
MEDIA: WATER	QC_TYPE	NM			NM			NM			NM		
	UNITS	UG/L			UG/L			UG/L			UG/L		
	PCT_SOLIDS	.0			.0			.0			.0		
	DUP_OF												
PARAMETER	RESULT	VQL	QLCD	RESULT	VQL	QLCD	RESULT	VQL	QLCD	RESULT	VQL	QLCD
1,1,1,2-TETRACHLOROETHANE	9.2	U		0.23	U		1.3	U		0.23	U	
1,1,1-TRICHLOROETHANE	8.8	U		0.22	U		1.3	U		0.22	U	
1,1,2,2-TETRACHLOROETHANE	7.2	U		0.18	U		1	U		0.18	U	
1,1,2-TRICHLOROTRIFLUOROETHANE	11	U		0.28	U		1.6	U		0.28	U	
1,1-DICHLOROETHANE	6	U		0.15	U		0.86	U		0.15	U	
1,1-DICHLOROETHENE	7.6	U		0.19	U		31			0.19	U	
1,1-DICHLOROPROPENE	5.2	U		0.13	U		0.74	U		0.13	U	
1,2,3-TRICHLOROBENZENE	6.8	U		0.17	U		0.97	U		0.17	U	
1,2,3-TRICHLOROPROPANE	17	U		0.43	U		2.5	U		0.43	U	
1,2,3-TRIMETHYLBENZENE	0.24	U		0.0059	U		0.034	U		0.0059	U	
1,2,4-TRICHLOROBENZENE	6	U		0.15	U		0.86	U		0.15	U	
1,2,4-TRIMETHYLBENZENE	4.8	U		0.12	U		0.69	U		0.12	U	
1,2-DIBROMO-3-CHLOROPROPANE	27	U		0.67	U		3.8	U		0.67	U	
1,2-DIBROMOETHANE	9.6	U		0.24	U		1.4	U		0.24	U	
1,2-DICHLOROBENZENE	5.2	U		0.13	U		0.74	U		0.13	U	
1,2-DICHLOROETHANE	8.8	U		0.22	U		1.3	U		0.22	U	
1,2-DICHLOROPROPANE	7.2	U		0.18	U		1	U		0.18	U	
1,3-DICHLOROBENZENE	5.6	U		0.14	U		0.8	U		0.14	U	
1,3-DICHLOROPROPANE	6.4	U		0.16	U		0.91	U		0.16	U	
1,4-DICHLOROBENZENE	5.2	U		0.13	U		0.74	U		0.13	U	
2,2-DICHLOROPROPANE	5.2	U		0.13	U		0.74	U		0.13	U	
2-BUTANONE	23	U		0.57	U		3.3	U		0.57	U	
2-CHLOROETHYL VINYL ETHER	40	U		0.99	U		5.7	U		0.99	U	
2-CHLOROTOLUENE	4.4	U		0.11	U		0.63	U		0.11	U	
2-HEXANONE	16	U		0.41	U		2.3	U		0.41	U	
4-CHLOROTOLUENE	7.2	U		0.18	U		1	U		0.18	U	
4-ISOPROPYLTOLUENE	4.8	U		0.12	U		0.69	U		0.12	U	
4-METHYL-2-PENTANONE	13	U		0.32	U		1.8	U		0.32	U	
ACETONE	44	U		3.3	B	B	6.3	U		2.2	J	P
BENZENE	5.2	U		0.13	U		0.74	U		0.13	U	
BROMOBENZENE	5.2	U		0.13	U		0.74	U		0.13	U	
BROMOCHLOROMETHANE	12	U		0.29	U		1.7	U		0.29	U	
BROMODICHLOROMETHANE	6	U		0.15	U		0.86	U		0.15	U	
BROMOFORM	26	U		0.64	U		3.7	U		0.64	U	
BROMOMETHANE	16	U		0.41	U		2.3	U		0.41	U	
CARBON DISULFIDE	5.2	U		0.13	U		0.74	U		0.13	U	

PROJ_NO: 02221	NSAMPLE	MRC-MW88A-081809			MRC-MW88B-081809			MRC-MW90B-081809			TB-081709		
SDG: 9H19214	LAB_ID	A9H190214004			A9H190214005			A9H190214006			A9H190214001		
FRACTION: OV	SAMP_DATE	8/18/2009			8/18/2009			8/18/2009			8/17/2009		
MEDIA: WATER	QC_TYPE	NM			NM			NM			NM		
	UNITS	UG/L			UG/L			UG/L			UG/L		
	PCT_SOLIDS	.0			.0			.0			.0		
	DUP_OF												
PARAMETER	RESULT	VQL	QLCD	RESULT	VQL	QLCD	RESULT	VQL	QLCD	RESULT	VQL	QLCD
CARBON TETRACHLORIDE	5.2	U		0.13	U		0.74	U		0.13	U	
CHLOROBENZENE	6	U		0.15	U		0.86	U		0.15	U	
CHLORODIBROMOMETHANE	7.2	U		0.18	U		1	U		0.18	U	
CHLOROETHANE	12	U		0.29	U		1.7	U		0.29	U	
CHLOROFORM	6.4	U		0.84	J	P	0.91	U		0.16	U	
CHLOROMETHANE	12	U		0.3	U		1.7	U		0.3	U	
CIS-1,2-DICHLOROETHENE	51			0.17	U		33			0.17	U	
CIS-1,3-DICHLOROPROPENE	5.6	U		0.14	U		0.8	U		0.14	U	
DIBROMOMETHANE	11	U		0.28	U		1.6	U		0.28	U	
DICHLORODIFLUOROMETHANE	12	U		0.31	U		1.8	U		0.31	U	
DIISOPROPYL ETHER	60	U		1.5	U		8.6	U		1.5	U	
ETHYL TERT-BUTYL ETHER	4.4	U		0.11	U		0.63	U		0.11	U	
ETHYLBENZENE	6.8	U		0.17	U		0.97	U		0.17	U	
HEXACHLOROBUTADIENE	12	U		0.3	U		1.7	U		0.3	U	
ISOPROPYLBENZENE	5.2	U		0.13	U		0.74	U		0.13	U	
M+P-XYLENES	9.6	U		0.24	U		1.4	U		0.24	U	
METHYL TERT-BUTYL ETHER	6.8	U		0.17	U		0.97	U		0.17	U	
METHYLENE CHLORIDE	13	U		0.33	U		1.9	U		0.33	U	
NAPHTHALENE	9.6	U		0.24	U		1.4	U		0.24	U	
N-BUTYLBENZENE	4.8	U		0.12	U		0.69	U		0.12	U	
N-PROPYLBENZENE	5.6	U		0.14	U		0.8	U		0.14	U	
O-XYLENE	5.6	U		0.14	U		0.8	U		0.14	U	
SEC-BUTYLBENZENE	5.2	U		0.13	U		0.74	U		0.13	U	
STYRENE	4.4	U		0.11	U		0.63	U		0.11	U	
TERT-AMYL METHYL ETHER	2.7	U		0.067	U		0.38	U		0.067	U	
TERT-BUTYLBENZENE	5.2	U		0.13	U		0.74	U		0.13	U	
TERTIARY-BUTYL ALCOHOL	160	UR	C	3.9	UR	C	22	UR	C	3.9	UR	C
TETRACHLOROETHENE	12	U		0.29	U		1.7	U		0.29	U	
TOLUENE	5.2	U		0.13	U		0.74	U		0.13	U	
TOTAL XYLENES	11	U		0.28	U		1.6	U		0.28	U	
TRANS-1,2-DICHLOROETHENE	7.6	U		0.19	U		1.1	U		0.19	U	
TRANS-1,3-DICHLOROPROPENE	7.6	U		0.19	U		1.1	U		0.19	U	
TRICHLOROETHENE	1500			0.79	J	P	220			0.17	U	
TRICHLOROFLUOROMETHANE	8.4	U		0.21	U		1.2	U		0.21	U	
VINYL ACETATE	7.6	U		0.19	U		1.1	U		0.19	U	
VINYL CHLORIDE	8.8	U		0.22	U		1.3	U		0.22	U	

PROJ_NO: 02221	NSAMPLE	TB-082009
SDG: 9H19214	LAB_ID	A9H220139001
FRACTION: OV	SAMP_DATE	8/20/2009
MEDIA: WATER	QC_TYPE	NM
	UNITS	UG/L
	PCT_SOLIDS	.0
	DUP_OF	

PARAMETER	RESULT	VQL	QLCD
1,1,1,2-TETRACHLOROETHANE	0.23	U	
1,1,1-TRICHLOROETHANE	0.22	U	
1,1,2,2-TETRACHLOROETHANE	0.18	U	
1,1,2-TRICHLOROTRIFLUOROETHANE	0.28	U	
1,1-DICHLOROETHANE	0.15	U	
1,1-DICHLOROETHENE	0.19	U	
1,1-DICHLOROPROPENE	0.13	U	
1,2,3-TRICHLOROBENZENE	0.17	U	
1,2,3-TRICHLOROPROPANE	0.43	U	
1,2,3-TRIMETHYLBENZENE	0.0059	U	
1,2,4-TRICHLOROBENZENE	0.24	J	P
1,2,4-TRIMETHYLBENZENE	0.12	U	
1,2-DIBROMO-3-CHLOROPROPANE	0.67	U	
1,2-DIBROMOETHANE	0.24	U	
1,2-DICHLOROBENZENE	0.13	U	
1,2-DICHLOROETHANE	0.22	U	
1,2-DICHLOROPROPANE	0.18	U	
1,3-DICHLOROBENZENE	0.14	U	
1,3-DICHLOROPROPANE	0.16	U	
1,4-DICHLOROBENZENE	0.13	U	
2,2-DICHLOROPROPANE	0.13	U	
2-BUTANONE	0.57	U	
2-CHLOROETHYL VINYL ETHER	0.99	U	
2-CHLOROTOLUENE	0.11	U	
2-HEXANONE	0.41	U	
4-CHLOROTOLUENE	0.18	U	
4-ISOPROPYLTOLUENE	0.12	U	
4-METHYL-2-PENTANONE	0.32	U	
ACETONE	4.7	J	P
BENZENE	0.13	U	
BROMOBENZENE	0.13	U	
BROMOCHLOROMETHANE	0.29	U	
BROMODICHLOROMETHANE	0.15	U	
BROMOFORM	0.64	U	
BROMOMETHANE	0.41	U	
CARBON DISULFIDE	0.13	U	

PROJ_NO: 02221	NSAMPLE	TB-082009
SDG: 9H19214	LAB_ID	A9H220139001
FRACTION: OV	SAMP_DATE	8/20/2009
MEDIA: WATER	QC_TYPE	NM
	UNITS	UG/L
	PCT_SOLIDS	.0
	DUP_OF	

PARAMETER	RESULT	VQL	QLCD
CARBON TETRACHLORIDE	0.13	U	
CHLOROBENZENE	0.15	U	
CHLORODIBROMOMETHANE	0.18	U	
CHLOROETHANE	0.29	U	
CHLOROFORM	0.16	U	
CHLOROMETHANE	0.3	U	
CIS-1,2-DICHLOROETHENE	0.17	U	
CIS-1,3-DICHLOROPROPENE	0.14	U	
DIBROMOMETHANE	0.28	U	
DICHLORODIFLUOROMETHANE	0.31	U	
DIISOPROPYL ETHER	1.5	U	
ETHYL TERT-BUTYL ETHER	0.11	U	
ETHYLBENZENE	0.17	U	
HEXACHLOROBUTADIENE	0.3	U	
ISOPROPYLBENZENE	0.13	U	
M+P-XYLENES	0.24	U	
METHYL TERT-BUTYL ETHER	0.17	U	
METHYLENE CHLORIDE	0.33	U	
NAPHTHALENE	0.24	U	
N-BUTYLBENZENE	0.12	U	
N-PROPYLBENZENE	0.14	U	
O-XYLENE	0.14	U	
SEC-BUTYLBENZENE	0.13	U	
STYRENE	0.11	U	
TERT-AMYL METHYL ETHER	0.067	U	
TERT-BUTYLBENZENE	0.13	U	
TERTIARY-BUTYL ALCOHOL	3.9	UR	C
TETRACHLOROETHENE	0.29	U	
TOLUENE	0.13	U	
TOTAL XYLENES	0.28	U	
TRANS-1,2-DICHLOROETHENE	0.19	U	
TRANS-1,3-DICHLOROPROPENE	0.19	U	
TRICHLOROETHENE	0.17	U	
TRICHLOROFLUOROMETHANE	0.21	U	
VINYL ACETATE	0.19	U	
VINYL CHLORIDE	0.22	U	

PROJ_NO: 02221	NSAMPLE	MRC-78B-081709			MRC-MW80A-082009			MRC-MW80B-082009			MRC-MW87A-082009		
SDG: 9H19214	LAB_ID	A9H190214002			A9H220139002			A9H220139003			A9H220139004		
FRACTION: OS	SAMP_DATE	8/17/2009			8/20/2009			8/20/2009			8/20/2009		
MEDIA: WATER	QC_TYPE	NM			NM			NM			NM		
	UNITS	UG/L			UG/L			UG/L			UG/L		
	PCT_SOLIDS	0.0			0.0			0.0			0.0		
	DUP_OF												
PARAMETER		RESULT	VQL	QLCD	RESULT	VQL	QLCD	RESULT	VQL	QLCD	RESULT	VQL	QLCD
1,4-DIOXANE		0.49	U		4.5			8.3			0.49	U	

PROJ_NO: 02221	NSAMPLE	MRC-MW88A-081809			MRC-MW88B-081809			MRC-MW90B-081809		
SDG: 9H19214	LAB_ID	A9H190214004			A9H190214005			A9H190214006		
FRACTION: OS	SAMP_DATE	8/18/2009			8/18/2009			8/18/2009		
MEDIA: WATER	QC_TYPE	NM			NM			NM		
	UNITS	UG/L			UG/L			UG/L		
	PCT_SOLIDS	0.0			0.0			0.0		
	DUP_OF									
PARAMETER		RESULT	VQL	QLCD	RESULT	VQL	QLCD	RESULT	VQL	QLCD
1,4-DIOXANE		0.49	U		0.49	U		4.5		

PROJ_NO: 02221	NSAMPLE	MRC-74B-081709			MRC-78B-081709			MRC-MW43A-082109			MRC-MW80A-082009		
SDG: 9H19214	LAB_ID	A9H190214003			A9H190214002			A9H220139007			A9H220139002		
FRACTION: M	SAMP_DATE	8/17/2009			8/17/2009			8/21/2009			8/20/2009		
MEDIA: WATER	QC_TYPE	NM			NM			NM			NM		
	UNITS	UG/L			UG/L			UG/L			UG/L		
	PCT_SOLIDS	.0			.0			.0			.0		
	DUP_OF												
PARAMETER		RESULT	VQL	QLCD	RESULT	VQL	QLCD	RESULT	VQL	QLCD	RESULT	VQL	QLCD
ANTIMONY		0.055	U		0.45			0.055	U		0.23		
ARSENIC		0.21	U		1.2			0.21	U		0.82		
BARIUM		33.1			157			31.3			38.4		
BERYLLIUM		0.34			0.1	B	A	0.7			1.3		
CADMIUM		0.1	B	A	0.027	U		0.065	B	A	0.31		
CHROMIUM		0.26	B	A	1.8			0.22	B	A	2.2		
COBALT		32.2			44.5			39.8			13.1		
COPPER		0.88	K	C	0.81	K	C	0.28	B	A	3.2	K	C
IRON		292			34400			8570			2200		
LEAD		0.11	B	A	0.4	B	A	0.12	B	A	1.2		
MANGANESE		437			2270			942			1550		
MERCURY		0.1	U		0.1	U		0.1	U		0.1	U	
MOLYBDENUM		0.28	B	A	1.2	B	A	0.2	U		0.97	B	A
NICKEL		21.7			66			38.9			52.3		
POTASSIUM								5590					
SELENIUM		0.14	U		0.26			0.14	U		0.23		
SILVER		0.033	U		0.033	U		0.033	U		0.057	K	C
THALLIUM		0.21	B	A	0.12	U		0.12	U		0.21	B	A
VANADIUM		0.6	U		2.1			0.6	U		2.5		
ZINC		318			44.9			58.2			60.6		

PROJ_NO: 02221 SDG: 9H19214 FRACTION: M MEDIA: WATER	NSAMPLE	MRC-MW80B-082009			MRC-MW81A-082109			MRC-MW81B-082109			MRC-MW87A-082009		
	LAB_ID	A9H220139003			A9H220139005			A9H220139006			A9H220139004		
	SAMP_DATE	8/20/2009			8/21/2009			8/21/2009			8/20/2009		
	QC_TYPE	NM			NM			NM			NM		
	UNITS	UG/L			UG/L			UG/L			UG/L		
	PCT_SOLIDS	.0			.0			.0			.0		
	DUP_OF												
PARAMETER		RESULT	VQL	QLCD	RESULT	VQL	QLCD	RESULT	VQL	QLCD	RESULT	VQL	QLCD
ANTIMONY		0.08			0.055	U		0.085			0.17		
ARSENIC		0.46			2			1			5.1		
BARIUM		157			117			286			246		
BERYLLIUM		0.037	U		1.7			0.037	U		0.25		
CADMIUM		0.027	U		0.033	B	A	0.027	U		0.027	U	
CHROMIUM		2.7			0.22	B	A	0.28	B	A	1.8		
COBALT		10			90.6			10.1			5.4		
COPPER		0.57	B	A	0.61	B	A	0.62	B	A	2.5	B	A
IRON		5320			48800			29100			96100		
LEAD		0.11	B	A	0.12	B	A	0.078	B	A	0.96		
MANGANESE		820			3760			1690			3990		
MERCURY		0.1	U		0.1	U		0.1	U		0.1	U	
MOLYBDENUM		1.9			0.2	U		0.89	B	A	1.1	B	A
NICKEL		16.1			132			16.7			4.9		
POTASSIUM								3850					
SELENIUM		0.14	U		1.5	B	A	0.14	U		0.45		
SILVER		0.033	U		0.033	U		0.033	U		0.033	U	
THALLIUM		0.12	B	A	0.12	U		0.12	U		0.12	U	
VANADIUM		0.6	U		0.6	U		0.85			1.3		
ZINC		18.7	B	A	69.1			12.7	B	A	12.1	B	A

PROJ_NO: 02221 SDG: 9H19214 FRACTION: M MEDIA: WATER	NSAMPLE	MRC-MW88A-081809			MRC-MW88B-081809			MRC-MW90B-081809		
	LAB_ID	A9H190214004			A9H190214005			A9H190214006		
	SAMP_DATE	8/18/2009			8/18/2009			8/18/2009		
	QC_TYPE	NM			NM			NM		
	UNITS	UG/L			UG/L			UG/L		
	PCT_SOLIDS	.0			.0			.0		
	DUP_OF									
PARAMETER		RESULT	VQL	QLCD	RESULT	VQL	QLCD	RESULT	VQL	QLCD
ANTIMONY		0.077			0.1	B		0.15		
ARSENIC		2.9			3.8			2		
BARIUM		20.4			15.4			143		
BERYLLIUM		0.21	B	A	0.037	U		0.041	B	A
CADMIUM		0.027	U		0.027	U		0.027	U	
CHROMIUM		0.13	B	A	0.066	U		2.9		
COBALT		13.1			0.62			2.3		
COPPER		0.087	B	A	0.11	B	A	1	K	C
IRON		8620			15300			2080		
LEAD		0.037	B	A	0.034	U		0.42	B	A
MANGANESE		440			210			132		
MERCURY		0.1	U		0.1	U		0.1	U	
MOLYBDENUM		0.9	B	A	0.55	B	A	2.1		
NICKEL		19.1			0.91	K	C	1.8	K	C
POTASSIUM										
SELENIUM		0.14	U		0.14	U		0.16		
SILVER		0.033	U		0.033	U		0.033	U	
THALLIUM		0.12	U		0.12	U		0.12	U	
VANADIUM		0.6	U		0.6	U		2.1		
ZINC		17.3	B	A	8.2	B	A	31.3	K	C

PROJ_NO: 02221 SDG: 9H19214 FRACTION: MF MEDIA: WATER	NSAMPLE	MRC-74B-081709			MRC-78B-081709			MRC-MW43A-082109			MRC-MW80A-082009		
	LAB_ID	A9H190214003			A9H190214002			A9H220139007			A9H220139002		
	SAMP_DATE	8/17/2009			8/17/2009			8/21/2009			8/20/2009		
	QC_TYPE	NM			NM			NM			NM		
	UNITS	UG/L			UG/L			UG/L			UG/L		
	PCT_SOLIDS	.0			.0			.0			.0		
	DUP_OF												
PARAMETER		RESULT	VQL	QLCD	RESULT	VQL	QLCD	RESULT	VQL	QLCD	RESULT	VQL	QLCD
ANTIMONY		0.055	U		0.19	B	A	0.055	U		0.14		
ARSENIC		0.21	U		0.89			0.21	U		0.93		
BARIUM		32.4			147			29.5			38.8		
BERYLLIUM		0.3	B	A	0.087	B	A	0.77			0.87		
CADMIUM		0.13	B	A	0.029	B	A	0.049	B	A	0.14		
CHROMIUM		0.12	B	A	0.27	B	A	0.095	B	A	0.38	B	A
COBALT		31			43.3			36.6			12.1		
COPPER		0.74	K	C	0.34	B	A	0.56	B	A	0.66	B	A
IRON		16.7	B	A	29700			4950			94.6	B	A
LEAD		0.056	B	A	0.066	B	A	0.074	B	A	0.11	B	A
MANGANESE		418			2200			830			1850		
MERCURY		0.1	U		0.1	U		0.1	U		0.1	U	
MOLYBDENUM		0.2	U		0.41	B	A	0.2	U		0.7	B	A
NICKEL		21.5			65.2			34.6			67.8		
SELENIUM		0.24			0.38			0.14	U		0.14	U	
SILVER		0.033	U		0.033	U		0.033	U		0.033	U	
THALLIUM		0.12	U		0.12	U		0.12	U		0.12	U	
VANADIUM		0.6	U		0.6	U		0.6	U		0.6	U	
ZINC		306			36.3	K	C	52.5			47.6		

PROJ_NO: 02221 SDG: 9H19214 FRACTION: MF MEDIA: WATER	NSAMPLE	MRC-MW80B-082009			MRC-MW81A-082109			MRC-MW81B-082109			MRC-MW87A-082009		
	LAB_ID	A9H220139003			A9H220139005			A9H220139006			A9H220139004		
	SAMP_DATE	8/20/2009			8/21/2009			8/21/2009			8/20/2009		
	QC_TYPE	NM			NM			NM			NM		
	UNITS	UG/L			UG/L			UG/L			UG/L		
	PCT_SOLIDS	.0			.0			.0			.0		
	DUP_OF												
PARAMETER		RESULT	VQL	QLCD	RESULT	VQL	QLCD	RESULT	VQL	QLCD	RESULT	VQL	QLCD
ANTIMONY		0.057			0.055	U		0.055	U		0.055	U	
ARSENIC		0.28			1.7			0.83			5.5		
BARIUM		102			110			274			288		
BERYLLIUM		0.037	U		1.6			0.037	U		0.18		
CADMIUM		0.027	U		0.027	U		0.027	U		0.027	U	
CHROMIUM		0.066	U		0.066	U		0.066	U		0.56	B	A
COBALT		17.3			85.8			9.7			6.1		
COPPER		0.26	B	A	0.21	B	A	0.16	B	A	0.84	B	A
IRON		4530			44500			30400			111000		
LEAD		0.05	B	A	0.064	B	A	0.053	B	A	0.34	B	A
MANGANESE		1680			3520			1850			4490		
MERCURY		0.1	U		0.1	U		0.1	U		0.1	U	
MOLYBDENUM		1.1	B	A	0.2	U		0.7	B	A	1.2	B	A
NICKEL		26			127			14.3			3.8		
SELENIUM		0.14	U		1.2			0.14	U		0.6		
SILVER		0.033	U		0.033	U		0.033	U		0.033	U	
THALLIUM		0.12	U		0.12	U		0.12	U		0.12	U	
VANADIUM		0.6	U		0.6	U		0.6	U		0.6	U	
ZINC		4.2	B	A	66.7			7.7	B	A	7.6	B	A

PROJ_NO: 02221 SDG: 9H19214 FRACTION: MF MEDIA: WATER	NSAMPLE	MRC-MW88A-081809			MRC-MW88B-081809			MRC-MW90B-081809		
	LAB_ID	A9H190214004			A9H190214005			A9H190214006		
	SAMP_DATE	8/18/2009			8/18/2009			8/18/2009		
	QC_TYPE	NM			NM			NM		
	UNITS	UG/L			UG/L			UG/L		
	PCT_SOLIDS	.0			.0			.0		
	DUP_OF									
PARAMETER		RESULT	VQL	QLCD	RESULT	VQL	QLCD	RESULT	VQL	QLCD
ANTIMONY		0.055	U		0.055	U		0.11		
ARSENIC		2.3			3.3			1.7		
BARIUM		17.4			14.2			144		
BERYLLIUM		0.25	B	A	0.037	U		0.037	U	
CADMIUM		0.027	U		0.027	U		0.027	U	
CHROMIUM		0.1	B	A	0.066	U		0.4	B	A
COBALT		16.2			0.8			1.5		
COPPER		0.19	B	A	0.12	B	A	1.1	K	C
IRON		7340			14200			2070		
LEAD		0.036	B	A	0.038	B	A	0.1	B	A
MANGANESE		350			199			186		
MERCURY		0.1	U		0.1	U		0.1	U	
MOLYBDENUM		0.65	B	A	0.45	B	A	1.4	B	A
NICKEL		24.9			1.1	K	C	1.1	K	C
SELENIUM		0.14	U		0.14	U		0.14	U	
SILVER		0.033	U		0.033	U		0.033	U	
THALLIUM		0.12	U		0.12	U		0.12	U	
VANADIUM		0.6	U		0.6	U		0.6	U	
ZINC		23	B	A	7.5	B	A	10.3	B	A

PROJ_NO: 02221	NSAMPLE	MRC-MW43A-082109						MRC-MW81B-082109					
SDG: 9H19214	LAB_ID	A9H220139007						A9H220139006					
FRACTION: MISC	SAMP_DATE	8/21/2009						8/21/2009					
MEDIA: WATER	QC_TYPE	NM						NM					
	UNITS	MG/L			UG/L			MG/L			UG/L		
	PCT_SOLIDS	0.0			0.0			0.0			0.0		
	DUP_OF												
PARAMETER		RESULT	VQL	QLCD	RESULT	VQL	QLCD	RESULT	VQL	QLCD	RESULT	VQL	QLCD
ALKALINITY		29						140					
AMMONIA-N		0.1	J	P				0.7					
CHLORIDE		45.4						125					
DISSOLVED ORGANIC CARBON		1						4					
ETHANE					0.34	J	P				0.27	U	
ETHENE					0.27	J	P				13		
METHANE					39						200		
NITRATE-N		0.023	U					0.023	U				
NITRITE-N		0.012	U					0.3					
ORTHOPHOSPHATE-P		1.1	J	C				0.1	B	A			
SULFATE		5.4						5.6					
TOTAL DISSOLVED SOLIDS		140						350					

Appendix B

Results as Reported by the Laboratory

Tetra Tech NUS, Inc

Client Sample ID: MRC-74B-081709

GC/MS Volatiles

Lot-Sample #...: A9H190214-003 **Work Order #...:** LJEHX1AM **Matrix.....:** WG
Date Sampled...: 08/17/09 15:46 **Date Received..:** 08/19/09
Prep Date.....: 08/28/09 **Analysis Date..:** 08/28/09
Prep Batch #...: 9242057
Dilution Factor: 625 **Initial Wgt/Vol:** 5 mL **Final Wgt/Vol..:** 5 mL
Method.....: SW846 8260B

PARAMETER	RESULT	REPORTING LIMIT	UNITS	MDL
Acetone	ND	3100	ug/L	690
Bromobenzene	ND	620	ug/L	81
Bromochloromethane	ND	620	ug/L	180
Bromodichloromethane	ND	620	ug/L	94
2-Butanone	ND	3100	ug/L	360
n-Butylbenzene	ND	620	ug/L	75
sec-Butylbenzene	ND	620	ug/L	81
tert-Butylbenzene	ND	620	ug/L	81
Carbon disulfide	ND	620	ug/L	81
Dibromochloromethane	ND	620	ug/L	110
1,2-Dibromo-3-chloro-propane	ND	1200	ug/L	420
2-Chloroethyl vinyl ether	ND	3100	ug/L	620
2-Chlorotoluene	ND	620	ug/L	69
4-Chlorotoluene	ND	620	ug/L	110
1,2-Dibromoethane	ND	620	ug/L	150
Dibromomethane	ND	620	ug/L	180
1,2-Dichlorobenzene	ND	620	ug/L	81
1,3-Dichlorobenzene	ND	620	ug/L	88
1,4-Dichlorobenzene	ND	620	ug/L	81
Dichlorodifluoromethane	ND	620	ug/L	190
cis-1,2-Dichloroethene	**360 J**	**620**	**ug/L**	**110**
trans-1,2-Dichloroethene	ND	620	ug/L	120
1,3-Dichloropropane	ND	620	ug/L	100
2,2-Dichloropropane	ND	620	ug/L	81
1,1-Dichloropropene	ND	620	ug/L	81
Trichlorofluoromethane	ND	620	ug/L	130
Hexachlorobutadiene	ND	620	ug/L	190
2-Hexanone	ND	3100	ug/L	260
Isopropylbenzene	ND	620	ug/L	81
p-Isopropyltoluene	ND	620	ug/L	75
tert-Butyl alcohol	ND	12000	ug/L	2400
4-Methyl-2-pentanone	ND	3100	ug/L	200
Naphthalene	ND	620	ug/L	150
n-Propylbenzene	ND	620	ug/L	88
Styrene	ND	620	ug/L	69
1,1,1,2-Tetrachloroethane	ND	620	ug/L	140
1,2,3-Trichlorobenzene	ND	620	ug/L	110

(Continued on next page)

Tetra Tech NUS, Inc

Client Sample ID: MRC-74B-081709

GC/MS Volatiles

Lot-Sample #...: A9H190214-003 **Work Order #...:** LJEHX1AM **Matrix.....:** WG

PARAMETER	RESULT	REPORTING LIMIT	UNITS	MDL
1,2,4-Trichloro-benzene	ND	620	ug/L	94
1,2,3-Trichloropropane	ND	620	ug/L	270
1,1,2-Trichloro-1,2,2-trifluoroethane	ND	620	ug/L	180
1,2,4-Trimethylbenzene	ND	620	ug/L	75
Vinyl acetate	ND	1200	ug/L	120
o-Xylene	ND	620	ug/L	88
Xylenes (total)	ND	1200	ug/L	180
Methyl tert-butyl ether	ND	3100	ug/L	110
m-Xylene & p-Xylene	ND	1200	ug/L	150
1,2,3-Trimethylbenzene	ND	3100	ug/L	3.7
Diisopropyl Ether (DIPE)	ND	3100	ug/L	940
Ethyl-t-Butyl Ether (ETBE)	ND	3100	ug/L	69
Tert-amyl methyl ether (TAME)	ND	3100	ug/L	42
Benzene	ND	620	ug/L	81
Bromoform	ND	620	ug/L	400
Bromomethane	ND	620	ug/L	260
Carbon tetrachloride	ND	620	ug/L	81
Chlorobenzene	ND	620	ug/L	94
Chloroethane	ND	620	ug/L	180
Chloroform	ND	620	ug/L	100
Chloromethane	ND	620	ug/L	190
1,1-Dichloroethane	ND	620	ug/L	94
1,2-Dichloroethane	ND	620	ug/L	140
1,1-Dichloroethene	ND	620	ug/L	120
1,2-Dichloropropane	ND	620	ug/L	110
cis-1,3-Dichloropropene	ND	620	ug/L	88
trans-1,3-Dichloropropene	ND	620	ug/L	120
Ethylbenzene	ND	620	ug/L	110
Methylene chloride	ND	620	ug/L	210
1,1,2,2-Tetrachloroethane	ND	620	ug/L	110
Tetrachloroethene	ND	620	ug/L	180
Toluene	ND	620	ug/L	81
1,1,1-Trichloroethane	ND	620	ug/L	140
Trichloroethene	**17000**	**620**	**ug/L**	**110**
Vinyl chloride	ND	620	ug/L	140

SURROGATE	PERCENT RECOVERY	RECOVERY LIMITS
Dibromofluoromethane	89	(73 - 122)
1,2-Dichloroethane-d4	90	(61 - 128)
Toluene-d8	89	(76 - 110)
4-Bromofluorobenzene	81	(74 - 116)

NOTE(S):

J Estimated result. Result is less than RL.

Tetra Tech NUS, Inc

MRC-74B-081709

GC/MS Volatiles

Lot-Sample #: A9H190214-003 **Work Order #:** LJEHX1AM **Matrix:** WG

MASS SPECTROMETER/DATA SYSTEM (MSDS) TENTATIVELY IDENTIFIED COMPOUNDS

PARAMETER	CAS #	ESTIMATED RESULT	RETENTION TIME	UNITS
None				ug/L

Tetra Tech NUS, Inc

Client Sample ID: MRC-78B-081709

GC/MS Volatiles

Lot-Sample #...: A9H190214-002 **Work Order #...:** LJEHQ1AA **Matrix.....:** WG
Date Sampled...: 08/17/09 12:04 **Date Received..:** 08/19/09
Prep Date.....: 08/28/09 **Analysis Date..:** 08/28/09
Prep Batch #...: 9242057
Dilution Factor: 2.5 **Initial Wgt/Vol:** 5 mL **Final Wgt/Vol..:** 5 mL
Method.....: SW846 8260B

PARAMETER	RESULT	REPORTING LIMIT	UNITS	MDL
Acetone	**7.3 J**	**12**	**ug/L**	**2.8**
Bromobenzene	ND	2.5	ug/L	0.32
Bromochloromethane	ND	2.5	ug/L	0.72
Bromodichloromethane	ND	2.5	ug/L	0.38
2-Butanone	ND	12	ug/L	1.4
n-Butylbenzene	ND	2.5	ug/L	0.30
sec-Butylbenzene	ND	2.5	ug/L	0.32
tert-Butylbenzene	ND	2.5	ug/L	0.32
Carbon disulfide	ND	2.5	ug/L	0.32
Dibromochloromethane	ND	2.5	ug/L	0.45
1,2-Dibromo-3-chloro-propane	ND	5.0	ug/L	1.7
2-Chloroethyl vinyl ether	ND	12	ug/L	2.5
2-Chlorotoluene	ND	2.5	ug/L	0.28
4-Chlorotoluene	ND	2.5	ug/L	0.45
1,2-Dibromoethane	ND	2.5	ug/L	0.60
Dibromomethane	ND	2.5	ug/L	0.70
1,2-Dichlorobenzene	ND	2.5	ug/L	0.32
1,3-Dichlorobenzene	ND	2.5	ug/L	0.35
1,4-Dichlorobenzene	ND	2.5	ug/L	0.32
Dichlorodifluoromethane	ND	2.5	ug/L	0.78
cis-1,2-Dichloroethene	**4.0**	**2.5**	**ug/L**	**0.42**
trans-1,2-Dichloroethene	ND	2.5	ug/L	0.48
1,3-Dichloropropane	ND	2.5	ug/L	0.40
2,2-Dichloropropane	ND	2.5	ug/L	0.32
1,1-Dichloropropene	ND	2.5	ug/L	0.32
Trichlorofluoromethane	ND	2.5	ug/L	0.52
Hexachlorobutadiene	**1.2 J,B**	**2.5**	**ug/L**	**0.75**
2-Hexanone	ND	12	ug/L	1.0
Isopropylbenzene	ND	2.5	ug/L	0.32
p-Isopropyltoluene	ND	2.5	ug/L	0.30
tert-Butyl alcohol	**10 J**	**50**	**ug/L**	**9.8**
4-Methyl-2-pentanone	ND	12	ug/L	0.80
Naphthalene	**0.63 J**	**2.5**	**ug/L**	**0.60**
n-Propylbenzene	ND	2.5	ug/L	0.35
Styrene	ND	2.5	ug/L	0.28
1,1,1,2-Tetrachloroethane	ND	2.5	ug/L	0.58
1,2,3-Trichlorobenzene	**0.59 J**	**2.5**	**ug/L**	**0.42**

(Continued on next page)

Tetra Tech NUS, Inc

Client Sample ID: MRC-78B-081709

GC/MS Volatiles

Lot-Sample #...: A9H190214-002 **Work Order #...:** LJEHQ1AA **Matrix.....:** WG

PARAMETER	RESULT	REPORTING LIMIT	UNITS	MDL
1,2,4-Trichloro-benzene	**0.50 J,B**	**2.5**	**ug/L**	**0.38**
1,2,3-Trichloropropane	ND	2.5	ug/L	1.1
1,1,2-Trichloro-1,2,2-trifluoroethane	ND	2.5	ug/L	0.70
1,2,4-Trimethylbenzene	ND	2.5	ug/L	0.30
Vinyl acetate	ND	5.0	ug/L	0.48
o-Xylene	ND	2.5	ug/L	0.35
Xylenes (total)	ND	5.0	ug/L	0.70
Methyl tert-butyl ether	ND	12	ug/L	0.42
m-Xylene & p-Xylene	ND	5.0	ug/L	0.60
1,2,3-Trimethylbenzene	ND	12	ug/L	0.015
Diisopropyl Ether (DIPE)	ND	12	ug/L	3.8
Ethyl-t-Butyl Ether (ETBE)	ND	12	ug/L	0.28
Tert-amyl methyl ether (TAME)	ND	12	ug/L	0.17
Benzene	**0.70 J**	**2.5**	**ug/L**	**0.32**
Bromoform	ND	2.5	ug/L	1.6
Bromomethane	ND	2.5	ug/L	1.0
Carbon tetrachloride	ND	2.5	ug/L	0.32
Chlorobenzene	ND	2.5	ug/L	0.38
Chloroethane	ND	2.5	ug/L	0.72
Chloroform	**1.8 J**	**2.5**	**ug/L**	**0.40**
Chloromethane	ND	2.5	ug/L	0.75
1,1-Dichloroethane	ND	2.5	ug/L	0.38
1,2-Dichloroethane	ND	2.5	ug/L	0.55
1,1-Dichloroethene	ND	2.5	ug/L	0.48
1,2-Dichloropropane	ND	2.5	ug/L	0.45
cis-1,3-Dichloropropene	ND	2.5	ug/L	0.35
trans-1,3-Dichloropropene	ND	2.5	ug/L	0.48
Ethylbenzene	ND	2.5	ug/L	0.42
Methylene chloride	ND	2.5	ug/L	0.82
1,1,2,2-Tetrachloroethane	ND	2.5	ug/L	0.45
Tetrachloroethene	ND	2.5	ug/L	0.72
Toluene	ND	2.5	ug/L	0.32
1,1,1-Trichloroethane	ND	2.5	ug/L	0.55
Trichloroethene	**74**	**2.5**	**ug/L**	**0.42**
Vinyl chloride	ND	2.5	ug/L	0.55

SURROGATE	PERCENT RECOVERY	RECOVERY LIMITS
Dibromofluoromethane	89	(73 - 122)
1,2-Dichloroethane-d4	87	(61 - 128)
Toluene-d8	88	(76 - 110)
4-Bromofluorobenzene	82	(74 - 116)

(Continued on next page)

Tetra Tech NUS, Inc

Client Sample ID: MRC-78B-081709

GC/MS Volatiles

Lot-Sample #...: A9H190214-002 Work Order #...: LJEHQ1AA Matrix.....: WG

NOTE(S):

J Estimated result. Result is less than RL.

B Method blank contamination. The associated method blank contains the target analyte at a reportable level.

Tetra Tech NUS, Inc

MRC-78B-081709

GC/MS Volatiles

Lot-Sample #: A9H190214-002 **Work Order #:** LJEHQ1AA **Matrix:** WG

MASS SPECTROMETER/DATA SYSTEM (MSDS) TENTATIVELY IDENTIFIED COMPOUNDS

PARAMETER	CAS #	ESTIMATED RESULT	RETENTION TIME	UNITS
None				ug/L

Tetra Tech NUS, Inc

Client Sample ID: MRC-MW43A-082109

GC/MS Volatiles

Lot-Sample #...:	A9H220139-007	**Work Order #...:**	LJLXV1AM	**Matrix.....:**	WG
Date Sampled...:	08/21/09 14:03	**Date Received..:**	08/22/09		
Prep Date.....:	08/30/09	**Analysis Date..:**	08/30/09		
Prep Batch #...:	9245084				
Dilution Factor:	333.33	**Initial Wgt/Vol:**	5 mL	**Final Wgt/Vol..:**	5 mL
		Method.....:	SW846 8260B		

PARAMETER	RESULT	REPORTING LIMIT	UNITS	MDL
Acetone	**460 J,B**	**1700**	**ug/L**	**370**
Bromobenzene	ND	330	ug/L	43
Bromochloromethane	ND	330	ug/L	97
Bromodichloromethane	ND	330	ug/L	50
2-Butanone	ND	1700	ug/L	190
n-Butylbenzene	ND	330	ug/L	40
sec-Butylbenzene	ND	330	ug/L	43
tert-Butylbenzene	ND	330	ug/L	43
Carbon disulfide	ND	330	ug/L	43
Dibromochloromethane	ND	330	ug/L	60
1,2-Dibromo-3-chloro-propane	ND	670	ug/L	220
2-Chloroethyl vinyl ether	ND	1700	ug/L	330
2-Chlorotoluene	ND	330	ug/L	37
4-Chlorotoluene	ND	330	ug/L	60
1,2-Dibromoethane	ND	330	ug/L	80
Dibromomethane	ND	330	ug/L	93
1,2-Dichlorobenzene	**390**	**330**	**ug/L**	**43**
1,3-Dichlorobenzene	ND	330	ug/L	47
1,4-Dichlorobenzene	**490**	**330**	**ug/L**	**43**
Dichlorodifluoromethane	ND	330	ug/L	100
cis-1,2-Dichloroethene	ND	330	ug/L	57
trans-1,2-Dichloroethene	ND	330	ug/L	63
1,3-Dichloropropane	ND	330	ug/L	53
2,2-Dichloropropane	ND	330	ug/L	43
1,1-Dichloropropene	ND	330	ug/L	43
Trichlorofluoromethane	ND	330	ug/L	70
Hexachlorobutadiene	ND	330	ug/L	100
2-Hexanone	ND	1700	ug/L	140
Isopropylbenzene	ND	330	ug/L	43
p-Isopropyltoluene	ND	330	ug/L	40
tert-Butyl alcohol	ND	6700	ug/L	1300
4-Methyl-2-pentanone	ND	1700	ug/L	110
Naphthalene	ND	330	ug/L	80
n-Propylbenzene	ND	330	ug/L	47
Styrene	ND	330	ug/L	37
1,1,1,2-Tetrachloroethane	ND	330	ug/L	77
1,2,3-Trichlorobenzene	**2000**	**330**	**ug/L**	**57**

(Continued on next page)

Tetra Tech NUS, Inc

Client Sample ID: MRC-MW43A-082109

GC/MS Volatiles

Lot-Sample #...: A9H220139-007 **Work Order #...:** LJLXV1AM **Matrix.....:** WG

PARAMETER	RESULT	REPORTING LIMIT	UNITS	MDL
1,2,4-Trichloro-benzene	**8800**	**330**	**ug/L**	**50**
1,2,3-Trichloropropane	ND	330	ug/L	140
1,1,2-Trichloro-1,2,2-trifluoroethane	ND	330	ug/L	93
1,2,4-Trimethylbenzene	ND	330	ug/L	40
Vinyl acetate	ND	670	ug/L	63
o-Xylene	ND	330	ug/L	47
Xylenes (total)	ND	670	ug/L	93
Methyl tert-butyl ether	ND	1700	ug/L	57
m-Xylene & p-Xylene	ND	670	ug/L	80
1,2,3-Trimethylbenzene	ND	1700	ug/L	2.0
Diisopropyl Ether (DIPE)	ND	1700	ug/L	500
Ethyl-t-Butyl Ether (ETBE)	ND	1700	ug/L	37
Tert-amyl methyl ether (TAME)	ND	1700	ug/L	22
Benzene	ND	330	ug/L	43
Bromoform	ND	330	ug/L	210
Bromomethane	ND	330	ug/L	140
Carbon tetrachloride	ND	330	ug/L	43
Chlorobenzene	ND	330	ug/L	50
Chloroethane	ND	330	ug/L	97
Chloroform	ND	330	ug/L	53
Chloromethane	ND	330	ug/L	100
1,1-Dichloroethane	ND	330	ug/L	50
1,2-Dichloroethane	ND	330	ug/L	73
1,1-Dichloroethene	ND	330	ug/L	63
1,2-Dichloropropane	ND	330	ug/L	60
cis-1,3-Dichloropropene	ND	330	ug/L	47
trans-1,3-Dichloropropene	ND	330	ug/L	63
Ethylbenzene	ND	330	ug/L	57
Methylene chloride	ND	330	ug/L	110
1,1,2,2-Tetrachloroethane	ND	330	ug/L	60
Tetrachloroethene	ND	330	ug/L	97
Toluene	ND	330	ug/L	43
1,1,1-Trichloroethane	ND	330	ug/L	73
Trichloroethene	ND	330	ug/L	57
Vinyl chloride	ND	330	ug/L	73

SURROGATE	PERCENT RECOVERY	RECOVERY LIMITS
Dibromofluoromethane	109	(73 - 122)
1,2-Dichloroethane-d4	107	(61 - 128)
Toluene-d8	92	(76 - 110)
4-Bromofluorobenzene	83	(74 - 116)

(Continued on next page)

Tetra Tech NUS, Inc

Client Sample ID: MRC-MW43A-082109

GC/MS Volatiles

Lot-Sample #...: A9H220139-007 Work Order #...: LJLXV1AM Matrix.....: WG

NOTE(S):

J Estimated result. Result is less than RL.

B Method blank contamination. The associated method blank contains the target analyte at a reportable level.

Tetra Tech NUS, Inc

MRC-MW43A-082109

GC/MS Volatiles

Lot-Sample #: A9H220139-007 **Work Order #:** LJLXV1AM **Matrix:** WG

MASS SPECTROMETER/DATA SYSTEM (MSDS) TENTATIVELY IDENTIFIED COMPOUNDS

PARAMETER	CAS #	ESTIMATED RESULT	RETENTION TIME	UNITS
None				ug/L

Tetra Tech NUS, Inc

Client Sample ID: MRC-MW80A-082009

GC/MS Volatiles

Lot-Sample #...: A9H220139-002 **Work Order #...:** LJLXM1AA **Matrix.....:** WG
Date Sampled...: 08/20/09 11:45 **Date Received..:** 08/22/09
Prep Date.....: 08/30/09 **Analysis Date..:** 08/30/09
Prep Batch #...: 9245084
Dilution Factor: 5 **Initial Wgt/Vol:** 5 mL **Final Wgt/Vol..:** 5 mL
Method.....: SW846 8260B

PARAMETER	RESULT	REPORTING LIMIT	UNITS	MDL
Acetone	**8.4 J,B**	**25**	**ug/L**	**5.5**
Bromobenzene	ND	5.0	ug/L	0.65
Bromochloromethane	ND	5.0	ug/L	1.4
Bromodichloromethane	ND	5.0	ug/L	0.75
2-Butanone	ND	25	ug/L	2.8
n-Butylbenzene	ND	5.0	ug/L	0.60
sec-Butylbenzene	ND	5.0	ug/L	0.65
tert-Butylbenzene	ND	5.0	ug/L	0.65
Carbon disulfide	ND	5.0	ug/L	0.65
Dibromochloromethane	ND	5.0	ug/L	0.90
1,2-Dibromo-3-chloro-propane	ND	10	ug/L	3.4
2-Chloroethyl vinyl ether	ND	25	ug/L	5.0
2-Chlorotoluene	ND	5.0	ug/L	0.55
4-Chlorotoluene	ND	5.0	ug/L	0.90
1,2-Dibromoethane	ND	5.0	ug/L	1.2
Dibromomethane	ND	5.0	ug/L	1.4
1,2-Dichlorobenzene	ND	5.0	ug/L	0.65
1,3-Dichlorobenzene	ND	5.0	ug/L	0.70
1,4-Dichlorobenzene	ND	5.0	ug/L	0.65
Dichlorodifluoromethane	ND	5.0	ug/L	1.6
cis-1,2-Dichloroethene	ND	5.0	ug/L	0.85
trans-1,2-Dichloroethene	ND	5.0	ug/L	0.95
1,3-Dichloropropane	ND	5.0	ug/L	0.80
2,2-Dichloropropane	ND	5.0	ug/L	0.65
1,1-Dichloropropene	ND	5.0	ug/L	0.65
Trichlorofluoromethane	ND	5.0	ug/L	1.0
Hexachlorobutadiene	ND	5.0	ug/L	1.5
2-Hexanone	ND	25	ug/L	2.0
Isopropylbenzene	ND	5.0	ug/L	0.65
p-Isopropyltoluene	ND	5.0	ug/L	0.60
tert-Butyl alcohol	ND	100	ug/L	20
4-Methyl-2-pentanone	ND	25	ug/L	1.6
Naphthalene	ND	5.0	ug/L	1.2
n-Propylbenzene	ND	5.0	ug/L	0.70
Styrene	ND	5.0	ug/L	0.55
1,1,1,2-Tetrachloroethane	ND	5.0	ug/L	1.2
1,2,3-Trichlorobenzene	ND	5.0	ug/L	0.85

(Continued on next page)

Tetra Tech NUS, Inc

Client Sample ID: MRC-MW80A-082009

GC/MS Volatiles

Lot-Sample #...: A9H220139-002 **Work Order #...:** LJLXM1AA **Matrix.....:** WG

PARAMETER	RESULT	REPORTING LIMIT	UNITS	MDL
1,2,4-Trichloro-benzene	ND	5.0	ug/L	0.75
1,2,3-Trichloropropane	ND	5.0	ug/L	2.2
1,1,2-Trichloro-1,2,2-trifluoroethane	ND	5.0	ug/L	1.4
1,2,4-Trimethylbenzene	ND	5.0	ug/L	0.60
Vinyl acetate	ND	10	ug/L	0.95
o-Xylene	ND	5.0	ug/L	0.70
Xylenes (total)	ND	10	ug/L	1.4
Methyl tert-butyl ether	ND	25	ug/L	0.85
m-Xylene & p-Xylene	ND	10	ug/L	1.2
1,2,3-Trimethylbenzene	ND	25	ug/L	0.030
Diisopropyl Ether (DIPE)	ND	25	ug/L	7.5
Ethyl-t-Butyl Ether (ETBE)	ND	25	ug/L	0.55
Tert-amyl methyl ether (TAME)	ND	25	ug/L	0.34
Benzene	ND	5.0	ug/L	0.65
Bromoform	ND	5.0	ug/L	3.2
Bromomethane	ND	5.0	ug/L	2.0
Carbon tetrachloride	ND	5.0	ug/L	0.65
Chlorobenzene	ND	5.0	ug/L	0.75
Chloroethane	ND	5.0	ug/L	1.4
Chloroform	ND	5.0	ug/L	0.80
Chloromethane	ND	5.0	ug/L	1.5
1,1-Dichloroethane	**2.8 J**	**5.0**	**ug/L**	**0.75**
1,2-Dichloroethane	ND	5.0	ug/L	1.1
1,1-Dichloroethene	**80**	**5.0**	**ug/L**	**0.95**
1,2-Dichloropropane	ND	5.0	ug/L	0.90
cis-1,3-Dichloropropene	ND	5.0	ug/L	0.70
trans-1,3-Dichloropropene	ND	5.0	ug/L	0.95
Ethylbenzene	ND	5.0	ug/L	0.85
Methylene chloride	ND	5.0	ug/L	1.6
1,1,2,2-Tetrachloroethane	ND	5.0	ug/L	0.90
Tetrachloroethene	ND	5.0	ug/L	1.4
Toluene	ND	5.0	ug/L	0.65
1,1,1-Trichloroethane	ND	5.0	ug/L	1.1
Trichloroethene	ND	5.0	ug/L	0.85
Vinyl chloride	ND	5.0	ug/L	1.1

SURROGATE	PERCENT RECOVERY	RECOVERY LIMITS
Dibromofluoromethane	107	(73 - 122)
1,2-Dichloroethane-d4	106	(61 - 128)
Toluene-d8	92	(76 - 110)
4-Bromofluorobenzene	83	(74 - 116)

(Continued on next page)

Tetra Tech NUS, Inc

Client Sample ID: MRC-MW80A-082009

GC/MS Volatiles

Lot-Sample #...: A9H220139-002 Work Order #...: LJLXM1AA Matrix.....: WG

NOTE(S):

J Estimated result. Result is less than RL.

B Method blank contamination. The associated method blank contains the target analyte at a reportable level.

Tetra Tech NUS, Inc

MRC-MW80A-082009

GC/MS Volatiles

Lot-Sample #: A9H220139-002 **Work Order #:** LJLXM1AA **Matrix:** WG

MASS SPECTROMETER/DATA SYSTEM (MSDS) TENTATIVELY IDENTIFIED COMPOUNDS

PARAMETER	CAS #	ESTIMATED RESULT	RETENTION TIME	UNITS
None				ug/L

Tetra Tech NUS, Inc

Client Sample ID: MRC-MW80B-082009

GC/MS Volatiles

Lot-Sample #...: A9H220139-003	**Work Order #...:** LJLXN1AM	**Matrix.....:** WG	
Date Sampled...: 08/20/09 15:14	**Date Received..:** 08/22/09		
Prep Date.....: 08/30/09	**Analysis Date..:** 08/30/09		
Prep Batch #...: 9245084			
Dilution Factor: 1.43	**Initial Wgt/Vol:** 5 mL	**Final Wgt/Vol..:** 5 mL	
	Method.....: SW846 8260B		

PARAMETER	RESULT	REPORTING LIMIT	UNITS	MDL
Acetone	**6.1 J,B**	**7.2**	**ug/L**	**1.6**
Bromobenzene	ND	1.4	ug/L	0.19
Bromochloromethane	ND	1.4	ug/L	0.41
Bromodichloromethane	ND	1.4	ug/L	0.21
2-Butanone	ND	7.2	ug/L	0.82
n-Butylbenzene	ND	1.4	ug/L	0.17
sec-Butylbenzene	ND	1.4	ug/L	0.19
tert-Butylbenzene	ND	1.4	ug/L	0.19
Carbon disulfide	ND	1.4	ug/L	0.19
Dibromochloromethane	ND	1.4	ug/L	0.26
1,2-Dibromo-3-chloro-propane	ND	2.9	ug/L	0.96
2-Chloroethyl vinyl ether	ND	7.2	ug/L	1.4
2-Chlorotoluene	ND	1.4	ug/L	0.16
4-Chlorotoluene	ND	1.4	ug/L	0.26
1,2-Dibromoethane	ND	1.4	ug/L	0.34
Dibromomethane	ND	1.4	ug/L	0.40
1,2-Dichlorobenzene	ND	1.4	ug/L	0.19
1,3-Dichlorobenzene	ND	1.4	ug/L	0.20
1,4-Dichlorobenzene	ND	1.4	ug/L	0.19
Dichlorodifluoromethane	ND	1.4	ug/L	0.44
cis-1,2-Dichloroethene	**2.4**	**1.4**	**ug/L**	**0.24**
trans-1,2-Dichloroethene	ND	1.4	ug/L	0.27
1,3-Dichloropropane	ND	1.4	ug/L	0.23
2,2-Dichloropropane	ND	1.4	ug/L	0.19
1,1-Dichloropropene	ND	1.4	ug/L	0.19
Trichlorofluoromethane	ND	1.4	ug/L	0.30
Hexachlorobutadiene	ND	1.4	ug/L	0.43
2-Hexanone	ND	7.2	ug/L	0.59
Isopropylbenzene	ND	1.4	ug/L	0.19
p-Isopropyltoluene	ND	1.4	ug/L	0.17
tert-Butyl alcohol	ND	29	ug/L	5.6
4-Methyl-2-pentanone	ND	7.2	ug/L	0.46
Naphthalene	ND	1.4	ug/L	0.34
n-Propylbenzene	ND	1.4	ug/L	0.20
Styrene	ND	1.4	ug/L	0.16
1,1,1,2-Tetrachloroethane	ND	1.4	ug/L	0.33
1,2,3-Trichlorobenzene	ND	1.4	ug/L	0.24

(Continued on next page)

Tetra Tech NUS, Inc

Client Sample ID: MRC-MW80B-082009

GC/MS Volatiles

Lot-Sample #...: A9H220139-003 **Work Order #...:** LJLXN1AM **Matrix.....:** WG

PARAMETER	RESULT	REPORTING LIMIT	UNITS	MDL
1,2,4-Trichloro-benzene	ND	1.4	ug/L	0.21
1,2,3-Trichloropropane	ND	1.4	ug/L	0.61
1,1,2-Trichloro-1,2,2-trifluoroethane	ND	1.4	ug/L	0.40
1,2,4-Trimethylbenzene	ND	1.4	ug/L	0.17
Vinyl acetate	ND	2.9	ug/L	0.27
o-Xylene	ND	1.4	ug/L	0.20
Xylenes (total)	ND	2.9	ug/L	0.40
Methyl tert-butyl ether	ND	7.2	ug/L	0.24
m-Xylene & p-Xylene	ND	2.9	ug/L	0.34
1,2,3-Trimethylbenzene	ND	7.2	ug/L	0.0084
Diisopropyl Ether (DIPE)	ND	7.2	ug/L	2.1
Ethyl-t-Butyl Ether (ETBE)	ND	7.2	ug/L	0.16
Tert-amyl methyl ether (TAME)	ND	7.2	ug/L	0.096
Benzene	ND	1.4	ug/L	0.19
Bromoform	ND	1.4	ug/L	0.92
Bromomethane	ND	1.4	ug/L	0.59
Carbon tetrachloride	ND	1.4	ug/L	0.19
Chlorobenzene	ND	1.4	ug/L	0.21
Chloroethane	ND	1.4	ug/L	0.41
Chloroform	ND	1.4	ug/L	0.23
Chloromethane	ND	1.4	ug/L	0.43
1,1-Dichloroethane	**1.4**	**1.4**	**ug/L**	**0.21**
1,2-Dichloroethane	ND	1.4	ug/L	0.31
1,1-Dichloroethene	**9.5**	**1.4**	**ug/L**	**0.27**
1,2-Dichloropropane	ND	1.4	ug/L	0.26
cis-1,3-Dichloropropene	ND	1.4	ug/L	0.20
trans-1,3-Dichloropropene	ND	1.4	ug/L	0.27
Ethylbenzene	ND	1.4	ug/L	0.24
Methylene chloride	ND	1.4	ug/L	0.47
1,1,2,2-Tetrachloroethane	ND	1.4	ug/L	0.26
Tetrachloroethene	ND	1.4	ug/L	0.41
Toluene	ND	1.4	ug/L	0.19
1,1,1-Trichloroethane	ND	1.4	ug/L	0.31
Trichloroethene	**37**	**1.4**	**ug/L**	**0.24**
Vinyl chloride	ND	1.4	ug/L	0.31

SURROGATE	PERCENT RECOVERY	RECOVERY LIMITS
Dibromofluoromethane	113	(73 - 122)
1,2-Dichloroethane-d4	112	(61 - 128)
Toluene-d8	92	(76 - 110)
4-Bromofluorobenzene	82	(74 - 116)

(Continued on next page)

Tetra Tech NUS, Inc

Client Sample ID: MRC-MW80B-082009

GC/MS Volatiles

Lot-Sample #...: A9H220139-003 Work Order #...: LJLXN1AM Matrix.....: WG

NOTE(S):

J Estimated result. Result is less than RL.

B Method blank contamination. The associated method blank contains the target analyte at a reportable level.

Tetra Tech NUS, Inc

MRC-MW80B-082009

GC/MS Volatiles

Lot-Sample #: A9H220139-003 **Work Order #:** LJLXN1AM **Matrix:** WG

MASS SPECTROMETER/DATA SYSTEM (MSDS) TENTATIVELY IDENTIFIED COMPOUNDS

PARAMETER	CAS #	ESTIMATED RESULT	RETENTION TIME	UNITS
None				ug/L

Tetra Tech NUS, Inc

Client Sample ID: MRC-MW81A-082109

GC/MS Volatiles

Lot-Sample #...: A9H220139-005 **Work Order #...:** LJLXQ1AA **Matrix.....:** WG
Date Sampled...: 08/21/09 10:22 **Date Received..:** 08/22/09
Prep Date.....: 08/30/09 **Analysis Date..:** 08/30/09
Prep Batch #...: 9245084
Dilution Factor: 1 **Initial Wgt/Vol:** 5 mL **Final Wgt/Vol..:** 5 mL
Method.....: SW846 8260B

PARAMETER	RESULT	REPORTING LIMIT	UNITS	MDL
Acetone	**6.1 B**	**5.0**	**ug/L**	**1.1**
Bromobenzene	ND	1.0	ug/L	0.13
Bromochloromethane	ND	1.0	ug/L	0.29
Bromodichloromethane	ND	1.0	ug/L	0.15
2-Butanone	ND	5.0	ug/L	0.57
n-Butylbenzene	ND	1.0	ug/L	0.12
sec-Butylbenzene	ND	1.0	ug/L	0.13
tert-Butylbenzene	ND	1.0	ug/L	0.13
Carbon disulfide	ND	1.0	ug/L	0.13
Dibromochloromethane	ND	1.0	ug/L	0.18
1,2-Dibromo-3-chloro-propane	ND	2.0	ug/L	0.67
2-Chloroethyl vinyl ether	ND	5.0	ug/L	0.99
2-Chlorotoluene	ND	1.0	ug/L	0.11
4-Chlorotoluene	ND	1.0	ug/L	0.18
1,2-Dibromoethane	ND	1.0	ug/L	0.24
Dibromomethane	ND	1.0	ug/L	0.28
1,2-Dichlorobenzene	ND	1.0	ug/L	0.13
1,3-Dichlorobenzene	ND	1.0	ug/L	0.14
1,4-Dichlorobenzene	ND	1.0	ug/L	0.13
Dichlorodifluoromethane	ND	1.0	ug/L	0.31
cis-1,2-Dichloroethene	**13**	**1.0**	**ug/L**	**0.17**
trans-1,2-Dichloroethene	**0.61 J**	**1.0**	**ug/L**	**0.19**
1,3-Dichloropropane	ND	1.0	ug/L	0.16
2,2-Dichloropropane	ND	1.0	ug/L	0.13
1,1-Dichloropropene	ND	1.0	ug/L	0.13
Trichlorofluoromethane	ND	1.0	ug/L	0.21
Hexachlorobutadiene	ND	1.0	ug/L	0.30
2-Hexanone	ND	5.0	ug/L	0.41
Isopropylbenzene	ND	1.0	ug/L	0.13
p-Isopropyltoluene	ND	1.0	ug/L	0.12
tert-Butyl alcohol	ND	20	ug/L	3.9
4-Methyl-2-pentanone	ND	5.0	ug/L	0.32
Naphthalene	ND	1.0	ug/L	0.24
n-Propylbenzene	ND	1.0	ug/L	0.14
Styrene	ND	1.0	ug/L	0.11
1,1,1,2-Tetrachloroethane	ND	1.0	ug/L	0.23
1,2,3-Trichlorobenzene	ND	1.0	ug/L	0.17

(Continued on next page)

Tetra Tech NUS, Inc

Client Sample ID: MRC-MW81A-082109

GC/MS Volatiles

Lot-Sample #...: A9H220139-005 **Work Order #...:** LJLXQ1AA **Matrix.....:** WG

PARAMETER	RESULT	REPORTING LIMIT	UNITS	MDL
1,2,4-Trichloro-benzene	ND	1.0	ug/L	0.15
1,2,3-Trichloropropane	ND	1.0	ug/L	0.43
1,1,2-Trichloro-1,2,2-trifluoroethane	ND	1.0	ug/L	0.28
1,2,4-Trimethylbenzene	ND	1.0	ug/L	0.12
Vinyl acetate	ND	2.0	ug/L	0.19
o-Xylene	ND	1.0	ug/L	0.14
Xylenes (total)	ND	2.0	ug/L	0.28
Methyl tert-butyl ether	ND	5.0	ug/L	0.17
m-Xylene & p-Xylene	ND	2.0	ug/L	0.24
1,2,3-Trimethylbenzene	ND	5.0	ug/L	0.0059
Diisopropyl Ether (DIPE)	ND	5.0	ug/L	1.5
Ethyl-t-Butyl Ether (ETBE)	ND	5.0	ug/L	0.11
Tert-amyl methyl ether (TAME)	ND	5.0	ug/L	0.067
Benzene	ND	1.0	ug/L	0.13
Bromoform	ND	1.0	ug/L	0.64
Bromomethane	ND	1.0	ug/L	0.41
Carbon tetrachloride	ND	1.0	ug/L	0.13
Chlorobenzene	ND	1.0	ug/L	0.15
Chloroethane	ND	1.0	ug/L	0.29
Chloroform	ND	1.0	ug/L	0.16
Chloromethane	ND	1.0	ug/L	0.30
1,1-Dichloroethane	ND	1.0	ug/L	0.15
1,2-Dichloroethane	ND	1.0	ug/L	0.22
1,1-Dichloroethene	ND	1.0	ug/L	0.19
1,2-Dichloropropane	ND	1.0	ug/L	0.18
cis-1,3-Dichloropropene	ND	1.0	ug/L	0.14
trans-1,3-Dichloropropene	ND	1.0	ug/L	0.19
Ethylbenzene	ND	1.0	ug/L	0.17
Methylene chloride	ND	1.0	ug/L	0.33
1,1,2,2-Tetrachloroethane	ND	1.0	ug/L	0.18
Tetrachloroethene	ND	1.0	ug/L	0.29
Toluene	ND	1.0	ug/L	0.13
1,1,1-Trichloroethane	ND	1.0	ug/L	0.22
Trichloroethene	**4.4**	**1.0**	**ug/L**	**0.17**
Vinyl chloride	**1.4**	**1.0**	**ug/L**	**0.22**

SURROGATE	PERCENT RECOVERY	RECOVERY LIMITS
Dibromofluoromethane	111	(73 - 122)
1,2-Dichloroethane-d4	108	(61 - 128)
Toluene-d8	92	(76 - 110)
4-Bromofluorobenzene	81	(74 - 116)

(Continued on next page)

Tetra Tech NUS, Inc

Client Sample ID: MRC-MW81A-082109

GC/MS Volatiles

Lot-Sample #...: A9H220139-005 Work Order #...: LJLXQ1AA Matrix.....: WG

NOTE(S):

B Method blank contamination. The associated method blank contains the target analyte at a reportable level.

J Estimated result. Result is less than RL.

Tetra Tech NUS, Inc

MRC-MW81A-082109

GC/MS Volatiles

Lot-Sample #: A9H220139-005 **Work Order #:** LJLXQ1AA **Matrix:** WG

MASS SPECTROMETER/DATA SYSTEM (MSDS) TENTATIVELY IDENTIFIED COMPOUNDS

PARAMETER	CAS #	ESTIMATED RESULT	RETENTION TIME	UNITS
None				ug/L

Tetra Tech NUS, Inc

Client Sample ID: MRC-MW81B-082109

GC/MS Volatiles

Lot-Sample #...: A9H220139-006 **Work Order #...:** LJLXR1AA **Matrix.....:** WG
Date Sampled...: 08/21/09 11:40 **Date Received..:** 08/22/09
Prep Date.....: 08/30/09 **Analysis Date..:** 08/30/09
Prep Batch #...: 9245084
Dilution Factor: 100 **Initial Wgt/Vol:** 5 mL **Final Wgt/Vol..:** 5 mL
Method.....: SW846 8260B

PARAMETER	RESULT	REPORTING LIMIT	UNITS	MDL
1,4-Dichlorobenzene	ND	100	ug/L	13
Dichlorodifluoromethane	ND	100	ug/L	31
cis-1,2-Dichloroethene	**2800**	**100**	**ug/L**	**17**
trans-1,2-Dichloroethene	ND	100	ug/L	19
1,3-Dichloropropane	ND	100	ug/L	16
2,2-Dichloropropane	ND	100	ug/L	13
1,1-Dichloropropene	ND	100	ug/L	13
Trichlorofluoromethane	ND	100	ug/L	21
Hexachlorobutadiene	ND	100	ug/L	30
2-Hexanone	ND	500	ug/L	41
Isopropylbenzene	ND	100	ug/L	13
p-Isopropyltoluene	ND	100	ug/L	12
tert-Butyl alcohol	ND	2000	ug/L	390
4-Methyl-2-pentanone	ND	500	ug/L	32
Naphthalene	ND	100	ug/L	24
n-Propylbenzene	ND	100	ug/L	14
Styrene	ND	100	ug/L	11
1,1,1,2-Tetrachloroethane	ND	100	ug/L	23
1,2,3-Trichlorobenzene	ND	100	ug/L	17
1,2,4-Trichloro-benzene	ND	100	ug/L	15
1,2,3-Trichloropropane	ND	100	ug/L	43
1,1,2-Trichloro-1,2,2-trifluoroethane	ND	100	ug/L	28
1,2,4-Trimethylbenzene	ND	100	ug/L	12
Vinyl acetate	ND	200	ug/L	19
o-Xylene	ND	100	ug/L	14
Xylenes (total)	ND	200	ug/L	28
Methyl tert-butyl ether	ND	500	ug/L	17
m-Xylene & p-Xylene	ND	200	ug/L	24
1,2,3-Trimethylbenzene	ND	500	ug/L	0.59
Diisopropyl Ether (DIPE)	ND	500	ug/L	150
Ethyl-t-Butyl Ether (ETBE)	ND	500	ug/L	11
Tert-amyl methyl ether (TAME)	ND	500	ug/L	6.7
Acetone	ND	500	ug/L	110
Bromobenzene	ND	100	ug/L	13
Bromochloromethane	ND	100	ug/L	29
Bromodichloromethane	ND	100	ug/L	15

(Continued on next page)

Tetra Tech NUS, Inc

Client Sample ID: MRC-MW81B-082109

GC/MS Volatiles

Lot-Sample #...: A9H220139-006 **Work Order #...:** LJLXR1AA **Matrix.....:** WG

PARAMETER	RESULT	REPORTING LIMIT	UNITS	MDL
2-Butanone	ND	500	ug/L	57
n-Butylbenzene	ND	100	ug/L	12
sec-Butylbenzene	ND	100	ug/L	13
tert-Butylbenzene	ND	100	ug/L	13
Carbon disulfide	ND	100	ug/L	13
Dibromochloromethane	ND	100	ug/L	18
1,2-Dibromo-3-chloro-propane	ND	200	ug/L	67
2-Chloroethyl vinyl ether	ND	500	ug/L	99
2-Chlorotoluene	ND	100	ug/L	11
4-Chlorotoluene	ND	100	ug/L	18
1,2-Dibromoethane	ND	100	ug/L	24
Dibromomethane	ND	100	ug/L	28
1,2-Dichlorobenzene	ND	100	ug/L	13
1,3-Dichlorobenzene	ND	100	ug/L	14
Benzene	ND	100	ug/L	13
Bromoform	ND	100	ug/L	64
Bromomethane	ND	100	ug/L	41
Carbon tetrachloride	ND	100	ug/L	13
Chlorobenzene	ND	100	ug/L	15
Chloroethane	ND	100	ug/L	29
Chloroform	ND	100	ug/L	16
Chloromethane	ND	100	ug/L	30
1,1-Dichloroethane	**27 J**	**100**	**ug/L**	**15**
1,2-Dichloroethane	ND	100	ug/L	22
1,1-Dichloroethene	**50 J**	**100**	**ug/L**	**19**
1,2-Dichloropropane	ND	100	ug/L	18
cis-1,3-Dichloropropene	ND	100	ug/L	14
trans-1,3-Dichloropropene	ND	100	ug/L	19
Ethylbenzene	ND	100	ug/L	17
Methylene chloride	ND	100	ug/L	33
1,1,2,2-Tetrachloroethane	ND	100	ug/L	18
Tetrachloroethene	ND	100	ug/L	29
Toluene	ND	100	ug/L	13
1,1,1-Trichloroethane	ND	100	ug/L	22
Trichloroethene	**1200**	**100**	**ug/L**	**17**
Vinyl chloride	**520**	**100**	**ug/L**	**22**

SURROGATE	PERCENT RECOVERY	RECOVERY LIMITS
Dibromofluoromethane	107	(73 - 122)
1,2-Dichloroethane-d4	104	(61 - 128)
Toluene-d8	91	(76 - 110)
4-Bromofluorobenzene	81	(74 - 116)

NOTE(S):

J Estimated result. Result is less than RL.

Tetra Tech NUS, Inc

MRC-MW81B-082109

GC/MS Volatiles

Lot-Sample #: A9H220139-006 **Work Order #:** LJLXR1AA **Matrix:** WG

MASS SPECTROMETER/DATA SYSTEM (MSDS) TENTATIVELY IDENTIFIED COMPOUNDS

PARAMETER	CAS #	ESTIMATED RESULT	RETENTION TIME	UNITS
None				ug/L

Tetra Tech NUS, Inc

Client Sample ID: MRC-MW87A-082009

GC/MS Volatiles

Lot-Sample #...: A9H220139-004 **Work Order #...:** LJLXP1AM **Matrix.....:** WG
Date Sampled...: 08/20/09 16:00 **Date Received..:** 08/22/09
Prep Date.....: 08/30/09 **Analysis Date..:** 08/30/09
Prep Batch #...: 9245084
Dilution Factor: 1 **Initial Wgt/Vol:** 5 mL **Final Wgt/Vol..:** 5 mL
Method.....: SW846 8260B

PARAMETER	RESULT	REPORTING LIMIT	UNITS	MDL
Acetone	**6.8 B**	**5.0**	**ug/L**	**1.1**
Bromobenzene	ND	1.0	ug/L	0.13
Bromochloromethane	ND	1.0	ug/L	0.29
Bromodichloromethane	ND	1.0	ug/L	0.15
2-Butanone	ND	5.0	ug/L	0.57
n-Butylbenzene	ND	1.0	ug/L	0.12
sec-Butylbenzene	ND	1.0	ug/L	0.13
tert-Butylbenzene	ND	1.0	ug/L	0.13
Carbon disulfide	ND	1.0	ug/L	0.13
Dibromochloromethane	ND	1.0	ug/L	0.18
1,2-Dibromo-3-chloro-propane	ND	2.0	ug/L	0.67
2-Chloroethyl vinyl ether	ND	5.0	ug/L	0.99
2-Chlorotoluene	ND	1.0	ug/L	0.11
4-Chlorotoluene	ND	1.0	ug/L	0.18
1,2-Dibromoethane	ND	1.0	ug/L	0.24
Dibromomethane	ND	1.0	ug/L	0.28
1,2-Dichlorobenzene	ND	1.0	ug/L	0.13
1,3-Dichlorobenzene	ND	1.0	ug/L	0.14
1,4-Dichlorobenzene	ND	1.0	ug/L	0.13
Dichlorodifluoromethane	ND	1.0	ug/L	0.31
cis-1,2-Dichloroethene	**0.25 J**	**1.0**	**ug/L**	**0.17**
trans-1,2-Dichloroethene	ND	1.0	ug/L	0.19
1,3-Dichloropropane	ND	1.0	ug/L	0.16
2,2-Dichloropropane	ND	1.0	ug/L	0.13
1,1-Dichloropropene	ND	1.0	ug/L	0.13
Trichlorofluoromethane	ND	1.0	ug/L	0.21
Hexachlorobutadiene	ND	1.0	ug/L	0.30
2-Hexanone	ND	5.0	ug/L	0.41
Isopropylbenzene	ND	1.0	ug/L	0.13
p-Isopropyltoluene	ND	1.0	ug/L	0.12
tert-Butyl alcohol	ND	20	ug/L	3.9
4-Methyl-2-pentanone	ND	5.0	ug/L	0.32
Naphthalene	**0.79 J**	**1.0**	**ug/L**	**0.24**
n-Propylbenzene	ND	1.0	ug/L	0.14
Styrene	ND	1.0	ug/L	0.11
1,1,1,2-Tetrachloroethane	ND	1.0	ug/L	0.23
1,2,3-Trichlorobenzene	ND	1.0	ug/L	0.17

(Continued on next page)

Tetra Tech NUS, Inc

Client Sample ID: MRC-MW87A-082009

GC/MS Volatiles

Lot-Sample #...: A9H220139-004 **Work Order #...:** LJLXP1AM **Matrix.....:** WG

PARAMETER	RESULT	REPORTING LIMIT	UNITS	MDL
1,2,4-Trichloro-benzene	ND	1.0	ug/L	0.15
1,2,3-Trichloropropane	ND	1.0	ug/L	0.43
1,1,2-Trichloro-1,2,2-trifluoroethane	ND	1.0	ug/L	0.28
1,2,4-Trimethylbenzene	ND	1.0	ug/L	0.12
Vinyl acetate	ND	2.0	ug/L	0.19
o-Xylene	ND	1.0	ug/L	0.14
Xylenes (total)	ND	2.0	ug/L	0.28
Methyl tert-butyl ether	ND	5.0	ug/L	0.17
m-Xylene & p-Xylene	ND	2.0	ug/L	0.24
1,2,3-Trimethylbenzene	ND	5.0	ug/L	0.0059
Diisopropyl Ether (DIPE)	**1.9 J**	**5.0**	**ug/L**	**1.5**
Ethyl-t-Butyl Ether (ETBE)	ND	5.0	ug/L	0.11
Tert-amyl methyl ether (TAME)	ND	5.0	ug/L	0.067
Benzene	ND	1.0	ug/L	0.13
Bromoform	ND	1.0	ug/L	0.64
Bromomethane	ND	1.0	ug/L	0.41
Carbon tetrachloride	ND	1.0	ug/L	0.13
Chlorobenzene	ND	1.0	ug/L	0.15
Chloroethane	ND	1.0	ug/L	0.29
Chloroform	ND	1.0	ug/L	0.16
Chloromethane	ND	1.0	ug/L	0.30
1,1-Dichloroethane	ND	1.0	ug/L	0.15
1,2-Dichloroethane	ND	1.0	ug/L	0.22
1,1-Dichloroethene	ND	1.0	ug/L	0.19
1,2-Dichloropropane	ND	1.0	ug/L	0.18
cis-1,3-Dichloropropene	ND	1.0	ug/L	0.14
trans-1,3-Dichloropropene	ND	1.0	ug/L	0.19
Ethylbenzene	ND	1.0	ug/L	0.17
Methylene chloride	ND	1.0	ug/L	0.33
1,1,2,2-Tetrachloroethane	ND	1.0	ug/L	0.18
Tetrachloroethene	ND	1.0	ug/L	0.29
Toluene	**0.20 J**	**1.0**	**ug/L**	**0.13**
1,1,1-Trichloroethane	ND	1.0	ug/L	0.22
Trichloroethene	ND	1.0	ug/L	0.17
Vinyl chloride	ND	1.0	ug/L	0.22

SURROGATE	PERCENT RECOVERY	RECOVERY LIMITS
Dibromofluoromethane	111	(73 - 122)
1,2-Dichloroethane-d4	109	(61 - 128)
Toluene-d8	92	(76 - 110)
4-Bromofluorobenzene	85	(74 - 116)

(Continued on next page)

Tetra Tech NUS, Inc

Client Sample ID: MRC-MW87A-082009

GC/MS Volatiles

Lot-Sample #...: A9H220139-004 Work Order #...: LJLXP1AM Matrix.....: WG

NOTE(S):

B Method blank contamination. The associated method blank contains the target analyte at a reportable level.

J Estimated result. Result is less than RL.

Tetra Tech NUS, Inc

MRC-MW87A-082009

GC/MS Volatiles

Lot-Sample #: A9H220139-004 **Work Order #:** LJLXP1AM **Matrix:** WG

MASS SPECTROMETER/DATA SYSTEM (MSDS) TENTATIVELY IDENTIFIED COMPOUNDS

PARAMETER	CAS #	ESTIMATED RESULT	RETENTION TIME	UNITS
None				ug/L

Tetra Tech NUS, Inc

Client Sample ID: MRC-MW88A-081809

GC/MS Volatiles

Lot-Sample #...: A9H190214-004 **Work Order #...:** LJEH01AM **Matrix.....:** WG
Date Sampled...: 08/18/09 10:36 **Date Received..:** 08/19/09
Prep Date.....: 08/28/09 **Analysis Date..:** 08/28/09
Prep Batch #...: 9242057
Dilution Factor: 40 **Initial Wgt/Vol:** 5 mL **Final Wgt/Vol..:** 5 mL
Method.....: SW846 8260B

PARAMETER	RESULT	REPORTING LIMIT	UNITS	MDL
Acetone	ND	200	ug/L	44
Bromobenzene	ND	40	ug/L	5.2
Bromochloromethane	ND	40	ug/L	12
Bromodichloromethane	ND	40	ug/L	6.0
2-Butanone	ND	200	ug/L	23
n-Butylbenzene	ND	40	ug/L	4.8
sec-Butylbenzene	ND	40	ug/L	5.2
tert-Butylbenzene	ND	40	ug/L	5.2
Carbon disulfide	ND	40	ug/L	5.2
Dibromochloromethane	ND	40	ug/L	7.2
1,2-Dibromo-3-chloro-propane	ND	80	ug/L	27
2-Chloroethyl vinyl ether	ND	200	ug/L	40
2-Chlorotoluene	ND	40	ug/L	4.4
4-Chlorotoluene	ND	40	ug/L	7.2
1,2-Dibromoethane	ND	40	ug/L	9.6
Dibromomethane	ND	40	ug/L	11
1,2-Dichlorobenzene	ND	40	ug/L	5.2
1,3-Dichlorobenzene	ND	40	ug/L	5.6
1,4-Dichlorobenzene	ND	40	ug/L	5.2
Dichlorodifluoromethane	ND	40	ug/L	12
cis-1,2-Dichloroethene	**51**	**40**	**ug/L**	**6.8**
trans-1,2-Dichloroethene	ND	40	ug/L	7.6
1,3-Dichloropropane	ND	40	ug/L	6.4
2,2-Dichloropropane	ND	40	ug/L	5.2
1,1-Dichloropropene	ND	40	ug/L	5.2
Trichlorofluoromethane	ND	40	ug/L	8.4
Hexachlorobutadiene	ND	40	ug/L	12
2-Hexanone	ND	200	ug/L	16
Isopropylbenzene	ND	40	ug/L	5.2
p-Isopropyltoluene	ND	40	ug/L	4.8
tert-Butyl alcohol	ND	800	ug/L	160
4-Methyl-2-pentanone	ND	200	ug/L	13
Naphthalene	ND	40	ug/L	9.6
n-Propylbenzene	ND	40	ug/L	5.6
Styrene	ND	40	ug/L	4.4
1,1,1,2-Tetrachloroethane	ND	40	ug/L	9.2
1,2,3-Trichlorobenzene	ND	40	ug/L	6.8

(Continued on next page)

Tetra Tech NUS, Inc

Client Sample ID: MRC-MW88A-081809

GC/MS Volatiles

Lot-Sample #...: A9H190214-004 **Work Order #...:** LJEH01AM **Matrix.....:** WG

PARAMETER	RESULT	REPORTING LIMIT	UNITS	MDL
1,2,4-Trichloro-benzene	ND	40	ug/L	6.0
1,2,3-Trichloropropane	ND	40	ug/L	17
1,1,2-Trichloro-1,2,2-trifluoroethane	ND	40	ug/L	11
1,2,4-Trimethylbenzene	ND	40	ug/L	4.8
Vinyl acetate	ND	80	ug/L	7.6
o-Xylene	ND	40	ug/L	5.6
Xylenes (total)	ND	80	ug/L	11
Methyl tert-butyl ether	ND	200	ug/L	6.8
m-Xylene & p-Xylene	ND	80	ug/L	9.6
1,2,3-Trimethylbenzene	ND	200	ug/L	0.24
Diisopropyl Ether (DIPE)	ND	200	ug/L	60
Ethyl-t-Butyl Ether (ETBE)	ND	200	ug/L	4.4
Tert-amyl methyl ether (TAME)	ND	200	ug/L	2.7
Benzene	ND	40	ug/L	5.2
Bromoform	ND	40	ug/L	26
Bromomethane	ND	40	ug/L	16
Carbon tetrachloride	ND	40	ug/L	5.2
Chlorobenzene	ND	40	ug/L	6.0
Chloroethane	ND	40	ug/L	12
Chloroform	ND	40	ug/L	6.4
Chloromethane	ND	40	ug/L	12
1,1-Dichloroethane	ND	40	ug/L	6.0
1,2-Dichloroethane	ND	40	ug/L	8.8
1,1-Dichloroethene	ND	40	ug/L	7.6
1,2-Dichloropropane	ND	40	ug/L	7.2
cis-1,3-Dichloropropene	ND	40	ug/L	5.6
trans-1,3-Dichloropropene	ND	40	ug/L	7.6
Ethylbenzene	ND	40	ug/L	6.8
Methylene chloride	ND	40	ug/L	13
1,1,2,2-Tetrachloroethane	ND	40	ug/L	7.2
Tetrachloroethene	ND	40	ug/L	12
Toluene	ND	40	ug/L	5.2
1,1,1-Trichloroethane	ND	40	ug/L	8.8
Trichloroethene	**1500**	**40**	**ug/L**	**6.8**
Vinyl chloride	ND	40	ug/L	8.8

SURROGATE	PERCENT RECOVERY	RECOVERY LIMITS
Dibromofluoromethane	91	(73 - 122)
1,2-Dichloroethane-d4	89	(61 - 128)
Toluene-d8	89	(76 - 110)
4-Bromofluorobenzene	82	(74 - 116)

Tetra Tech NUS, Inc

MRC-MW88A-081809

GC/MS Volatiles

Lot-Sample #: A9H190214-004 **Work Order #:** LJEH01AM **Matrix:** WG

MASS SPECTROMETER/DATA SYSTEM (MSDS) TENTATIVELY IDENTIFIED COMPOUNDS

PARAMETER	CAS #	ESTIMATED RESULT	RETENTION TIME	UNITS
None				ug/L

Tetra Tech NUS, Inc

Client Sample ID: MRC-MW88B-081809

GC/MS Volatiles

Lot-Sample #...: A9H190214-005 **Work Order #...:** LJEH71A0 **Matrix.....:** WG
Date Sampled...: 08/18/09 12:02 **Date Received..:** 08/19/09
Prep Date.....: 08/28/09 **Analysis Date..:** 08/28/09
Prep Batch #...: 9242057
Dilution Factor: 1 **Initial Wgt/Vol:** 5 mL **Final Wgt/Vol..:** 5 mL
Method.....: SW846 8260B

PARAMETER	RESULT	REPORTING LIMIT	UNITS	MDL
Acetone	**3.3 J**	**5.0**	**ug/L**	**1.1**
Bromobenzene	ND	1.0	ug/L	0.13
Bromochloromethane	ND	1.0	ug/L	0.29
Bromodichloromethane	ND	1.0	ug/L	0.15
2-Butanone	ND	5.0	ug/L	0.57
n-Butylbenzene	ND	1.0	ug/L	0.12
sec-Butylbenzene	ND	1.0	ug/L	0.13
tert-Butylbenzene	ND	1.0	ug/L	0.13
Carbon disulfide	ND	1.0	ug/L	0.13
Dibromochloromethane	ND	1.0	ug/L	0.18
1,2-Dibromo-3-chloro-propane	ND	2.0	ug/L	0.67
2-Chloroethyl vinyl ether	ND	5.0	ug/L	0.99
2-Chlorotoluene	ND	1.0	ug/L	0.11
4-Chlorotoluene	ND	1.0	ug/L	0.18
1,2-Dibromoethane	ND	1.0	ug/L	0.24
Dibromomethane	ND	1.0	ug/L	0.28
1,2-Dichlorobenzene	ND	1.0	ug/L	0.13
1,3-Dichlorobenzene	ND	1.0	ug/L	0.14
1,4-Dichlorobenzene	ND	1.0	ug/L	0.13
Dichlorodifluoromethane	ND	1.0	ug/L	0.31
cis-1,2-Dichloroethene	ND	1.0	ug/L	0.17
trans-1,2-Dichloroethene	ND	1.0	ug/L	0.19
1,3-Dichloropropane	ND	1.0	ug/L	0.16
2,2-Dichloropropane	ND	1.0	ug/L	0.13
1,1-Dichloropropene	ND	1.0	ug/L	0.13
Trichlorofluoromethane	ND	1.0	ug/L	0.21
Hexachlorobutadiene	ND	1.0	ug/L	0.30
2-Hexanone	ND	5.0	ug/L	0.41
Isopropylbenzene	ND	1.0	ug/L	0.13
p-Isopropyltoluene	ND	1.0	ug/L	0.12
tert-Butyl alcohol	ND	20	ug/L	3.9
4-Methyl-2-pentanone	ND	5.0	ug/L	0.32
Naphthalene	ND	1.0	ug/L	0.24
n-Propylbenzene	ND	1.0	ug/L	0.14
Styrene	ND	1.0	ug/L	0.11
1,1,1,2-Tetrachloroethane	ND	1.0	ug/L	0.23
1,2,3-Trichlorobenzene	ND	1.0	ug/L	0.17

(Continued on next page)

Tetra Tech NUS, Inc

Client Sample ID: MRC-MW88B-081809

GC/MS Volatiles

Lot-Sample #...: A9H190214-005 **Work Order #...:** LJEH71A0 **Matrix.....:** WG

PARAMETER	RESULT	REPORTING LIMIT	UNITS	MDL
1,2,4-Trichloro-benzene	ND	1.0	ug/L	0.15
1,2,3-Trichloropropane	ND	1.0	ug/L	0.43
1,1,2-Trichloro-1,2,2-trifluoroethane	ND	1.0	ug/L	0.28
1,2,4-Trimethylbenzene	ND	1.0	ug/L	0.12
Vinyl acetate	ND	2.0	ug/L	0.19
o-Xylene	ND	1.0	ug/L	0.14
Xylenes (total)	ND	2.0	ug/L	0.28
Methyl tert-butyl ether	ND	5.0	ug/L	0.17
m-Xylene & p-Xylene	ND	2.0	ug/L	0.24
1,2,3-Trimethylbenzene	ND	5.0	ug/L	0.0059
Diisopropyl Ether (DIPE)	ND	5.0	ug/L	1.5
Ethyl-t-Butyl Ether (ETBE)	ND	5.0	ug/L	0.11
Tert-amyl methyl ether (TAME)	ND	5.0	ug/L	0.067
Benzene	ND	1.0	ug/L	0.13
Bromoform	ND	1.0	ug/L	0.64
Bromomethane	ND	1.0	ug/L	0.41
Carbon tetrachloride	ND	1.0	ug/L	0.13
Chlorobenzene	ND	1.0	ug/L	0.15
Chloroethane	ND	1.0	ug/L	0.29
Chloroform	**0.84 J**	**1.0**	**ug/L**	**0.16**
Chloromethane	ND	1.0	ug/L	0.30
1,1-Dichloroethane	ND	1.0	ug/L	0.15
1,2-Dichloroethane	ND	1.0	ug/L	0.22
1,1-Dichloroethene	ND	1.0	ug/L	0.19
1,2-Dichloropropane	ND	1.0	ug/L	0.18
cis-1,3-Dichloropropene	ND	1.0	ug/L	0.14
trans-1,3-Dichloropropene	ND	1.0	ug/L	0.19
Ethylbenzene	ND	1.0	ug/L	0.17
Methylene chloride	ND	1.0	ug/L	0.33
1,1,2,2-Tetrachloroethane	ND	1.0	ug/L	0.18
Tetrachloroethene	ND	1.0	ug/L	0.29
Toluene	ND	1.0	ug/L	0.13
1,1,1-Trichloroethane	ND	1.0	ug/L	0.22
Trichloroethene	**0.79 J**	**1.0**	**ug/L**	**0.17**
Vinyl chloride	ND	1.0	ug/L	0.22

SURROGATE	PERCENT RECOVERY	RECOVERY LIMITS
Dibromofluoromethane	91	(73 - 122)
1,2-Dichloroethane-d4	89	(61 - 128)
Toluene-d8	87	(76 - 110)
4-Bromofluorobenzene	79	(74 - 116)

NOTE(S):

J Estimated result. Result is less than RL.

Tetra Tech NUS, Inc

MRC-MW88B-081809

GC/MS Volatiles

Lot-Sample #: A9H190214-005 **Work Order #:** LJEH71A0 **Matrix:** WG

MASS SPECTROMETER/DATA SYSTEM (MSDS) TENTATIVELY IDENTIFIED COMPOUNDS

PARAMETER	CAS #	ESTIMATED RESULT		RETENTION TIME	UNITS
Unknown		13 J	M	1.8401	ug/L

NOTE(S):

M: Result was measured against nearest internal standard assuming a response factor of 1.

Tetra Tech NUS, Inc

Client Sample ID: MRC-MW90B-081809

GC/MS Volatiles

Lot-Sample #...: A9H190214-006 **Work Order #...:** LJEH91AA **Matrix.....:** WG
Date Sampled...: 08/18/09 15:15 **Date Received..:** 08/19/09
Prep Date.....: 08/28/09 **Analysis Date..:** 08/28/09
Prep Batch #...: 9242057
Dilution Factor: 5.71 **Initial Wgt/Vol:** 5 mL **Final Wgt/Vol..:** 5 mL
Method.....: SW846 8260B

PARAMETER	RESULT	REPORTING LIMIT	UNITS	MDL
Acetone	ND	29	ug/L	6.3
Bromobenzene	ND	5.7	ug/L	0.74
Bromochloromethane	ND	5.7	ug/L	1.7
Bromodichloromethane	ND	5.7	ug/L	0.86
2-Butanone	ND	29	ug/L	3.3
n-Butylbenzene	ND	5.7	ug/L	0.69
sec-Butylbenzene	ND	5.7	ug/L	0.74
tert-Butylbenzene	ND	5.7	ug/L	0.74
Carbon disulfide	ND	5.7	ug/L	0.74
Dibromochloromethane	ND	5.7	ug/L	1.0
1,2-Dibromo-3-chloro-propane	ND	11	ug/L	3.8
2-Chloroethyl vinyl ether	ND	29	ug/L	5.7
2-Chlorotoluene	ND	5.7	ug/L	0.63
4-Chlorotoluene	ND	5.7	ug/L	1.0
1,2-Dibromoethane	ND	5.7	ug/L	1.4
Dibromomethane	ND	5.7	ug/L	1.6
1,2-Dichlorobenzene	ND	5.7	ug/L	0.74
1,3-Dichlorobenzene	ND	5.7	ug/L	0.80
1,4-Dichlorobenzene	ND	5.7	ug/L	0.74
Dichlorodifluoromethane	ND	5.7	ug/L	1.8
cis-1,2-Dichloroethene	**33**	**5.7**	**ug/L**	**0.97**
trans-1,2-Dichloroethene	ND	5.7	ug/L	1.1
1,3-Dichloropropane	ND	5.7	ug/L	0.91
2,2-Dichloropropane	ND	5.7	ug/L	0.74
1,1-Dichloropropene	ND	5.7	ug/L	0.74
Trichlorofluoromethane	ND	5.7	ug/L	1.2
Hexachlorobutadiene	ND	5.7	ug/L	1.7
2-Hexanone	ND	29	ug/L	2.3
Isopropylbenzene	ND	5.7	ug/L	0.74
p-Isopropyltoluene	ND	5.7	ug/L	0.69
tert-Butyl alcohol	ND	110	ug/L	22
4-Methyl-2-pentanone	ND	29	ug/L	1.8
Naphthalene	ND	5.7	ug/L	1.4
n-Propylbenzene	ND	5.7	ug/L	0.80
Styrene	ND	5.7	ug/L	0.63
1,1,1,2-Tetrachloroethane	ND	5.7	ug/L	1.3
1,2,3-Trichlorobenzene	ND	5.7	ug/L	0.97

(Continued on next page)

Tetra Tech NUS, Inc

Client Sample ID: MRC-MW90B-081809

GC/MS Volatiles

Lot-Sample #...: A9H190214-006 **Work Order #...:** LJEH91AA **Matrix.....:** WG

PARAMETER	RESULT	REPORTING LIMIT	UNITS	MDL
1,2,4-Trichloro-benzene	ND	5.7	ug/L	0.86
1,2,3-Trichloropropane	ND	5.7	ug/L	2.5
1,1,2-Trichloro-1,2,2-trifluoroethane	ND	5.7	ug/L	1.6
1,2,4-Trimethylbenzene	ND	5.7	ug/L	0.69
Vinyl acetate	ND	11	ug/L	1.1
o-Xylene	ND	5.7	ug/L	0.80
Xylenes (total)	ND	11	ug/L	1.6
Methyl tert-butyl ether	ND	29	ug/L	0.97
m-Xylene & p-Xylene	ND	11	ug/L	1.4
1,2,3-Trimethylbenzene	ND	29	ug/L	0.034
Diisopropyl Ether (DIPE)	ND	29	ug/L	8.6
Ethyl-t-Butyl Ether (ETBE)	ND	29	ug/L	0.63
Tert-amyl methyl ether (TAME)	ND	29	ug/L	0.38
Benzene	ND	5.7	ug/L	0.74
Bromoform	ND	5.7	ug/L	3.7
Bromomethane	ND	5.7	ug/L	2.3
Carbon tetrachloride	ND	5.7	ug/L	0.74
Chlorobenzene	ND	5.7	ug/L	0.86
Chloroethane	ND	5.7	ug/L	1.7
Chloroform	ND	5.7	ug/L	0.91
Chloromethane	ND	5.7	ug/L	1.7
1,1-Dichloroethane	ND	5.7	ug/L	0.86
1,2-Dichloroethane	ND	5.7	ug/L	1.3
1,1-Dichloroethene	**31**	**5.7**	**ug/L**	**1.1**
1,2-Dichloropropane	ND	5.7	ug/L	1.0
cis-1,3-Dichloropropene	ND	5.7	ug/L	0.80
trans-1,3-Dichloropropene	ND	5.7	ug/L	1.1
Ethylbenzene	ND	5.7	ug/L	0.97
Methylene chloride	ND	5.7	ug/L	1.9
1,1,2,2-Tetrachloroethane	ND	5.7	ug/L	1.0
Tetrachloroethene	ND	5.7	ug/L	1.7
Toluene	ND	5.7	ug/L	0.74
1,1,1-Trichloroethane	ND	5.7	ug/L	1.3
Trichloroethene	**220**	**5.7**	**ug/L**	**0.97**
Vinyl chloride	ND	5.7	ug/L	1.3

SURROGATE	PERCENT RECOVERY	RECOVERY LIMITS
Dibromofluoromethane	89	(73 - 122)
1,2-Dichloroethane-d4	90	(61 - 128)
Toluene-d8	90	(76 - 110)
4-Bromofluorobenzene	80	(74 - 116)

Tetra Tech NUS, Inc

MRC-MW90B-081809

GC/MS Volatiles

Lot-Sample #: A9H190214-006 **Work Order #:** LJEH91AA **Matrix:** WG

MASS SPECTROMETER/DATA SYSTEM (MSDS) TENTATIVELY IDENTIFIED COMPOUNDS

PARAMETER	CAS #	ESTIMATED RESULT	RETENTION TIME	UNITS
None				ug/L

Tetra Tech NUS, Inc

Client Sample ID: TB-081709

GC/MS Volatiles

Lot-Sample #...: A9H190214-001 **Work Order #...:** LJEHH1AA **Matrix.....:** WQ
Date Sampled...: 08/17/09 08:00 **Date Received..:** 08/19/09
Prep Date.....: 08/28/09 **Analysis Date..:** 08/28/09
Prep Batch #...: 9242057
Dilution Factor: 1 **Initial Wgt/Vol:** 5 mL **Final Wgt/Vol..:** 5 mL
Method.....: SW846 8260B

PARAMETER	RESULT	REPORTING LIMIT	UNITS	MDL
trans-1,2-Dichloroethene	ND	1.0	ug/L	0.19
1,3-Dichloropropane	ND	1.0	ug/L	0.16
2,2-Dichloropropane	ND	1.0	ug/L	0.13
1,1-Dichloropropene	ND	1.0	ug/L	0.13
Trichlorofluoromethane	ND	1.0	ug/L	0.21
Hexachlorobutadiene	ND	1.0	ug/L	0.30
2-Hexanone	ND	5.0	ug/L	0.41
Isopropylbenzene	ND	1.0	ug/L	0.13
p-Isopropyltoluene	ND	1.0	ug/L	0.12
tert-Butyl alcohol	ND	20	ug/L	3.9
4-Methyl-2-pentanone	ND	5.0	ug/L	0.32
Naphthalene	ND	1.0	ug/L	0.24
n-Propylbenzene	ND	1.0	ug/L	0.14
Styrene	ND	1.0	ug/L	0.11
1,1,1,2-Tetrachloroethane	ND	1.0	ug/L	0.23
1,2,3-Trichlorobenzene	ND	1.0	ug/L	0.17
1,2,4-Trichloro-benzene	ND	1.0	ug/L	0.15
Acetone	**2.2 J**	**5.0**	**ug/L**	**1.1**
Bromobenzene	ND	1.0	ug/L	0.13
Bromochloromethane	ND	1.0	ug/L	0.29
Bromodichloromethane	ND	1.0	ug/L	0.15
2-Butanone	ND	5.0	ug/L	0.57
n-Butylbenzene	ND	1.0	ug/L	0.12
sec-Butylbenzene	ND	1.0	ug/L	0.13
tert-Butylbenzene	ND	1.0	ug/L	0.13
Carbon disulfide	ND	1.0	ug/L	0.13
Dibromochloromethane	ND	1.0	ug/L	0.18
1,2-Dibromo-3-chloro-propane	ND	2.0	ug/L	0.67
2-Chloroethyl vinyl ether	ND	5.0	ug/L	0.99
2-Chlorotoluene	ND	1.0	ug/L	0.11
4-Chlorotoluene	ND	1.0	ug/L	0.18
1,2-Dibromoethane	ND	1.0	ug/L	0.24
Dibromomethane	ND	1.0	ug/L	0.28
1,2-Dichlorobenzene	ND	1.0	ug/L	0.13
1,3-Dichlorobenzene	ND	1.0	ug/L	0.14
1,4-Dichlorobenzene	ND	1.0	ug/L	0.13

(Continued on next page)

Tetra Tech NUS, Inc

Client Sample ID: TB-081709

GC/MS Volatiles

Lot-Sample #...: A9H190214-001 **Work Order #...:** LJEHH1AA **Matrix.....:** WQ

PARAMETER	RESULT	REPORTING LIMIT	UNITS	MDL
Dichlorodifluoromethane	ND	1.0	ug/L	0.31
cis-1,2-Dichloroethene	ND	1.0	ug/L	0.17
1,2,3-Trichloropropane	ND	1.0	ug/L	0.43
1,1,2-Trichloro-1,2,2-trifluoroethane	ND	1.0	ug/L	0.28
1,2,4-Trimethylbenzene	ND	1.0	ug/L	0.12
Vinyl acetate	ND	2.0	ug/L	0.19
o-Xylene	ND	1.0	ug/L	0.14
Xylenes (total)	ND	2.0	ug/L	0.28
Methyl tert-butyl ether	ND	5.0	ug/L	0.17
m-Xylene & p-Xylene	ND	2.0	ug/L	0.24
1,2,3-Trimethylbenzene	ND	5.0	ug/L	0.0059
Diisopropyl Ether (DIPE)	ND	5.0	ug/L	1.5
Ethyl-t-Butyl Ether (ETBE)	ND	5.0	ug/L	0.11
Tert-amyl methyl ether (TAME)	ND	5.0	ug/L	0.067
Benzene	ND	1.0	ug/L	0.13
Bromoform	ND	1.0	ug/L	0.64
Bromomethane	ND	1.0	ug/L	0.41
Carbon tetrachloride	ND	1.0	ug/L	0.13
Chlorobenzene	ND	1.0	ug/L	0.15
Chloroethane	ND	1.0	ug/L	0.29
Chloroform	ND	1.0	ug/L	0.16
Chloromethane	ND	1.0	ug/L	0.30
1,1-Dichloroethane	ND	1.0	ug/L	0.15
1,2-Dichloroethane	ND	1.0	ug/L	0.22
1,1-Dichloroethene	ND	1.0	ug/L	0.19
1,2-Dichloropropane	ND	1.0	ug/L	0.18
cis-1,3-Dichloropropene	ND	1.0	ug/L	0.14
trans-1,3-Dichloropropene	ND	1.0	ug/L	0.19
Ethylbenzene	ND	1.0	ug/L	0.17
Methylene chloride	ND	1.0	ug/L	0.33
1,1,2,2-Tetrachloroethane	ND	1.0	ug/L	0.18
Tetrachloroethene	ND	1.0	ug/L	0.29
Toluene	ND	1.0	ug/L	0.13
1,1,1-Trichloroethane	ND	1.0	ug/L	0.22
Trichloroethene	ND	1.0	ug/L	0.17
Vinyl chloride	ND	1.0	ug/L	0.22

SURROGATE	PERCENT RECOVERY	RECOVERY LIMITS
Dibromofluoromethane	87	(73 - 122)
1,2-Dichloroethane-d4	86	(61 - 128)
Toluene-d8	87	(76 - 110)
4-Bromofluorobenzene	81	(74 - 116)

NOTE(S):

J Estimated result. Result is less than RL.

Tetra Tech NUS, Inc

TB-081709

GC/MS Volatiles

Lot-Sample #: A9H190214-001 **Work Order #:** LJEHH1AA **Matrix:** WQ

MASS SPECTROMETER/DATA SYSTEM (MSDS) TENTATIVELY IDENTIFIED COMPOUNDS

PARAMETER	CAS #	ESTIMATED RESULT	RETENTION TIME	UNITS
None				ug/L

Tetra Tech NUS, Inc

Client Sample ID: TB-082009

GC/MS Volatiles

Lot-Sample #...: A9H220139-001 **Work Order #...:** LJLXL1AA **Matrix.....:** WQ
Date Sampled...: 08/20/09 08:00 **Date Received..:** 08/22/09
Prep Date.....: 08/30/09 **Analysis Date..:** 08/30/09
Prep Batch #...: 9245084
Dilution Factor: 1 **Initial Wgt/Vol:** 5 mL **Final Wgt/Vol..:** 5 mL
Method.....: SW846 8260B

PARAMETER	RESULT	REPORTING LIMIT	UNITS	MDL
trans-1,2-Dichloroethene	ND	1.0	ug/L	0.19
1,3-Dichloropropane	ND	1.0	ug/L	0.16
2,2-Dichloropropane	ND	1.0	ug/L	0.13
1,1-Dichloropropene	ND	1.0	ug/L	0.13
Trichlorofluoromethane	ND	1.0	ug/L	0.21
Hexachlorobutadiene	ND	1.0	ug/L	0.30
2-Hexanone	ND	5.0	ug/L	0.41
Isopropylbenzene	ND	1.0	ug/L	0.13
p-Isopropyltoluene	ND	1.0	ug/L	0.12
tert-Butyl alcohol	ND	20	ug/L	3.9
4-Methyl-2-pentanone	ND	5.0	ug/L	0.32
Naphthalene	ND	1.0	ug/L	0.24
n-Propylbenzene	ND	1.0	ug/L	0.14
Styrene	ND	1.0	ug/L	0.11
1,1,1,2-Tetrachloroethane	ND	1.0	ug/L	0.23
1,2,3-Trichlorobenzene	ND	1.0	ug/L	0.17
1,2,4-Trichloro-benzene	**0.24 J**	**1.0**	**ug/L**	**0.15**
Acetone	**4.7 J,B**	**5.0**	**ug/L**	**1.1**
Bromobenzene	ND	1.0	ug/L	0.13
Bromochloromethane	ND	1.0	ug/L	0.29
Bromodichloromethane	ND	1.0	ug/L	0.15
2-Butanone	ND	5.0	ug/L	0.57
n-Butylbenzene	ND	1.0	ug/L	0.12
sec-Butylbenzene	ND	1.0	ug/L	0.13
tert-Butylbenzene	ND	1.0	ug/L	0.13
Carbon disulfide	ND	1.0	ug/L	0.13
Dibromochloromethane	ND	1.0	ug/L	0.18
1,2-Dibromo-3-chloro-propane	ND	2.0	ug/L	0.67
2-Chloroethyl vinyl ether	ND	5.0	ug/L	0.99
2-Chlorotoluene	ND	1.0	ug/L	0.11
4-Chlorotoluene	ND	1.0	ug/L	0.18
1,2-Dibromoethane	ND	1.0	ug/L	0.24
Dibromomethane	ND	1.0	ug/L	0.28
1,2-Dichlorobenzene	ND	1.0	ug/L	0.13
1,3-Dichlorobenzene	ND	1.0	ug/L	0.14
1,4-Dichlorobenzene	ND	1.0	ug/L	0.13

(Continued on next page)

Tetra Tech NUS, Inc

Client Sample ID: TB-082009

GC/MS Volatiles

Lot-Sample #...: A9H220139-001 **Work Order #...:** LJLXL1AA **Matrix.....:** WQ

PARAMETER	RESULT	REPORTING LIMIT	UNITS	MDL
Dichlorodifluoromethane	ND	1.0	ug/L	0.31
cis-1,2-Dichloroethene	ND	1.0	ug/L	0.17
1,2,3-Trichloropropane	ND	1.0	ug/L	0.43
1,1,2-Trichloro-1,2,2-trifluoroethane	ND	1.0	ug/L	0.28
1,2,4-Trimethylbenzene	ND	1.0	ug/L	0.12
Vinyl acetate	ND	2.0	ug/L	0.19
o-Xylene	ND	1.0	ug/L	0.14
Xylenes (total)	ND	2.0	ug/L	0.28
Methyl tert-butyl ether	ND	5.0	ug/L	0.17
m-Xylene & p-Xylene	ND	2.0	ug/L	0.24
1,2,3-Trimethylbenzene	ND	5.0	ug/L	0.0059
Diisopropyl Ether (DIPE)	ND	5.0	ug/L	1.5
Ethyl-t-Butyl Ether (ETBE)	ND	5.0	ug/L	0.11
Tert-amyl methyl ether (TAME)	ND	5.0	ug/L	0.067
Benzene	ND	1.0	ug/L	0.13
Bromoform	ND	1.0	ug/L	0.64
Bromomethane	ND	1.0	ug/L	0.41
Carbon tetrachloride	ND	1.0	ug/L	0.13
Chlorobenzene	ND	1.0	ug/L	0.15
Chloroethane	ND	1.0	ug/L	0.29
Chloroform	ND	1.0	ug/L	0.16
Chloromethane	ND	1.0	ug/L	0.30
1,1-Dichloroethane	ND	1.0	ug/L	0.15
1,2-Dichloroethane	ND	1.0	ug/L	0.22
1,1-Dichloroethene	ND	1.0	ug/L	0.19
1,2-Dichloropropane	ND	1.0	ug/L	0.18
cis-1,3-Dichloropropene	ND	1.0	ug/L	0.14
trans-1,3-Dichloropropene	ND	1.0	ug/L	0.19
Ethylbenzene	ND	1.0	ug/L	0.17
Methylene chloride	ND	1.0	ug/L	0.33
1,1,2,2-Tetrachloroethane	ND	1.0	ug/L	0.18
Tetrachloroethene	ND	1.0	ug/L	0.29
Toluene	ND	1.0	ug/L	0.13
1,1,1-Trichloroethane	ND	1.0	ug/L	0.22
Trichloroethene	ND	1.0	ug/L	0.17
Vinyl chloride	ND	1.0	ug/L	0.22

SURROGATE	PERCENT RECOVERY	RECOVERY LIMITS
Dibromofluoromethane	109	(73 - 122)
1,2-Dichloroethane-d4	107	(61 - 128)
Toluene-d8	92	(76 - 110)
4-Bromofluorobenzene	82	(74 - 116)

(Continued on next page)

Tetra Tech NUS, Inc

Client Sample ID: TB-082009

GC/MS Volatiles

Lot-Sample #...: A9H220139-001 Work Order #...: LJLXL1AA Matrix.....: WQ

NOTE(S):

J Estimated result. Result is less than RL.

B Method blank contamination. The associated method blank contains the target analyte at a reportable level.

Tetra Tech NUS, Inc

TB-082009

GC/MS Volatiles

Lot-Sample #: A9H220139-001 **Work Order #:** LJLXL1AA **Matrix:** WQ

MASS SPECTROMETER/DATA SYSTEM (MSDS) TENTATIVELY IDENTIFIED COMPOUNDS

PARAMETER	CAS #	ESTIMATED RESULT	RETENTION TIME	UNITS
None				ug/L

Tetra Tech NUS, Inc

Client Sample ID: MRC-78B-081709

GC/MS Semivolatiles

Lot-Sample #...:	A9H190214-002	**Work Order #...:**	LJEHQ1CL	**Matrix.....:**	WG
Date Sampled...:	08/17/09 12:04	**Date Received..:**	08/19/09		
Prep Date.....:	08/20/09	**Analysis Date..:**	08/28/09		
Prep Batch #...:	9232270				
Dilution Factor:	1	**Initial Wgt/Vol:**	1040 mL	**Final Wgt/Vol..:**	2 mL
		Method.....:	SW846 8270C		

PARAMETER	RESULT	REPORTING LIMIT	UNITS	MDL
1,4-Dioxane	ND	1.0	ug/L	0.49

SURROGATE	PERCENT RECOVERY	RECOVERY LIMITS
Nitrobenzene-d5	76	(27 - 111)
2-Fluorobiphenyl	67	(28 - 110)
Terphenyl-d14	83	(37 - 119)
Phenol-d5	28	(10 - 110)
2-Fluorophenol	42	(10 - 110)
2,4,6-Tribromophenol	82	(22 - 120)

Tetra Tech NUS, Inc

Client Sample ID: MRC-MW80A-082009

GC/MS Semivolatiles

Lot-Sample #...:	A9H220139-002	**Work Order #...:**	LJLXM1CL	**Matrix.....:**	WG
Date Sampled...:	08/20/09 11:45	**Date Received..:**	08/22/09		
Prep Date.....:	08/23/09	**Analysis Date..:**	08/28/09		
Prep Batch #...:	9234086				
Dilution Factor:	1	**Initial Wgt/Vol:**	1020 mL	**Final Wgt/Vol..:**	2 mL
		Method.....:	SW846 8270C		

PARAMETER	RESULT	REPORTING LIMIT	UNITS	MDL
1,4-Dioxane	**4.5**	**1.0**	**ug/L**	**0.49**

SURROGATE	PERCENT RECOVERY	RECOVERY LIMITS
Nitrobenzene-d5	69	(27 - 111)
2-Fluorobiphenyl	65	(28 - 110)
Terphenyl-d14	82	(37 - 119)
Phenol-d5	65	(10 - 110)
2-Fluorophenol	60	(10 - 110)
2,4,6-Tribromophenol	77	(22 - 120)

Tetra Tech NUS, Inc

Client Sample ID: MRC-MW80B-082009

GC/MS Semivolatiles

Lot-Sample #...:	A9H220139-003	**Work Order #...:**	LJLXN1CL	**Matrix.....:**	WG
Date Sampled...:	08/20/09 15:14	**Date Received..:**	08/22/09		
Prep Date.....:	08/23/09	**Analysis Date..:**	08/28/09		
Prep Batch #...:	9234086				
Dilution Factor:	1	**Initial Wgt/Vol:**	1020 mL	**Final Wgt/Vol..:**	2 mL
		Method.....:	SW846 8270C		

PARAMETER	RESULT	REPORTING LIMIT	UNITS	MDL
1,4-Dioxane	**8.3**	**1.0**	**ug/L**	**0.49**

SURROGATE	PERCENT RECOVERY	RECOVERY LIMITS
Nitrobenzene-d5	72	(27 - 111)
2-Fluorobiphenyl	69	(28 - 110)
Terphenyl-d14	89	(37 - 119)
Phenol-d5	66	(10 - 110)
2-Fluorophenol	61	(10 - 110)
2,4,6-Tribromophenol	80	(22 - 120)

Tetra Tech NUS, Inc

Client Sample ID: MRC-MW87A-082009

GC/MS Semivolatiles

Lot-Sample #...:	A9H220139-004	**Work Order #...:**	LJLXP1CL	**Matrix.....:**	WG
Date Sampled...:	08/20/09 16:00	**Date Received..:**	08/22/09		
Prep Date.....:	08/23/09	**Analysis Date..:**	08/28/09		
Prep Batch #...:	9234086				
Dilution Factor:	1	**Initial Wgt/Vol:**	1020 mL	**Final Wgt/Vol..:**	2 mL
		Method.....:	SW846 8270C		

PARAMETER	RESULT	REPORTING LIMIT	UNITS	MDL
1,4-Dioxane	ND	1.0	ug/L	0.49

SURROGATE	PERCENT RECOVERY	RECOVERY LIMITS
Nitrobenzene-d5	80	(27 - 111)
2-Fluorobiphenyl	75	(28 - 110)
Terphenyl-d14	89	(37 - 119)
Phenol-d5	75	(10 - 110)
2-Fluorophenol	70	(10 - 110)
2,4,6-Tribromophenol	83	(22 - 120)

Tetra Tech NUS, Inc

Client Sample ID: MRC-MW88A-081809

GC/MS Semivolatiles

Lot-Sample #...:	A9H190214-004	**Work Order #...:**	LJEH01CL	**Matrix.....:**	WG
Date Sampled...:	08/18/09 10:36	**Date Received..:**	08/19/09		
Prep Date.....:	08/20/09	**Analysis Date..:**	08/28/09		
Prep Batch #...:	9232270				
Dilution Factor:	1	**Initial Wgt/Vol:**	1040 mL	**Final Wgt/Vol..:**	2 mL
		Method.....:	SW846 8270C		

PARAMETER	RESULT	REPORTING LIMIT	UNITS	MDL
1,4-Dioxane	ND	1.0	ug/L	0.49

SURROGATE	PERCENT RECOVERY	RECOVERY LIMITS
Nitrobenzene-d5	72	(27 - 111)
2-Fluorobiphenyl	59	(28 - 110)
Terphenyl-d14	80	(37 - 119)
Phenol-d5	24	(10 - 110)
2-Fluorophenol	37	(10 - 110)
2,4,6-Tribromophenol	68	(22 - 120)

Tetra Tech NUS, Inc

Client Sample ID: MRC-MW88B-081809

GC/MS Semivolatiles

Lot-Sample #...:	A9H190214-005	**Work Order #...:**	LJEH71CL	**Matrix.....:**	WG
Date Sampled...:	08/18/09 12:02	**Date Received..:**	08/19/09		
Prep Date.....:	08/20/09	**Analysis Date..:**	08/28/09		
Prep Batch #...:	9232270				
Dilution Factor:	1	**Initial Wgt/Vol:**	1040 mL	**Final Wgt/Vol..:**	2 mL
		Method.....:	SW846 8270C		

PARAMETER	RESULT	REPORTING LIMIT	UNITS	MDL
1,4-Dioxane	ND	1.0	ug/L	0.49

SURROGATE	PERCENT RECOVERY	RECOVERY LIMITS
Nitrobenzene-d5	78	(27 - 111)
2-Fluorobiphenyl	66	(28 - 110)
Terphenyl-d14	80	(37 - 119)
Phenol-d5	26	(10 - 110)
2-Fluorophenol	41	(10 - 110)
2,4,6-Tribromophenol	73	(22 - 120)

Tetra Tech NUS, Inc

Client Sample ID: MRC-MW90B-081809

GC/MS Semivolatiles

Lot-Sample #...:	A9H190214-006	**Work Order #...:**	LJEH91CL	**Matrix.....:**	WG
Date Sampled...:	08/18/09 15:15	**Date Received..:**	08/19/09		
Prep Date.....:	08/20/09	**Analysis Date..:**	09/02/09		
Prep Batch #...:	9232270				
Dilution Factor:	1	**Initial Wgt/Vol:**	1030 mL	**Final Wgt/Vol..:**	2 mL
		Method.....:	SW846 8270C		

PARAMETER	RESULT	REPORTING LIMIT	UNITS	MDL
1,4-Dioxane	**4.5**	**1.0**	**ug/L**	**0.49**

SURROGATE	PERCENT RECOVERY	RECOVERY LIMITS
Nitrobenzene-d5	69	(27 - 111)
2-Fluorobiphenyl	60	(28 - 110)
Terphenyl-d14	82	(37 - 119)
Phenol-d5	23	(10 - 110)
2-Fluorophenol	39	(10 - 110)
2,4,6-Tribromophenol	76	(22 - 120)

Tetra Tech NUS, Inc

Client Sample ID: MRC-MW43A-082109

GC Volatiles

Lot-Sample #...:	A9H220139-007	**Work Order #...:**	LJLXV1CR	**Matrix.....:**	WG
Date Sampled...:	08/21/09 14:03	**Date Received..:**	08/22/09		
Prep Date.....:	09/01/09	**Analysis Date..:**	09/01/09		
Prep Batch #...:	9239116				
Dilution Factor:	1	**Initial Wgt/Vol:**	1 mL	**Final Wgt/Vol..:**	1 mL
		Method.....:	RSK SOP-175		

PARAMETER	RESULT	REPORTING LIMIT	UNITS	MDL
Methane	39	**0.50**	**ug/L**	**0.17**
Ethane	0.34 J	**0.50**	**ug/L**	**0.27**
Ethene	0.27 J	**0.50**	**ug/L**	**0.24**

NOTE(S):

J Estimated result. Result is less than RL.

Tetra Tech NUS, Inc

Client Sample ID: MRC-MW81B-082109

GC Volatiles

Lot-Sample #...:	A9H220139-006	**Work Order #...:**	LJLXR1CP	**Matrix.....:**	WG
Date Sampled...:	08/21/09 11:40	**Date Received..:**	08/22/09		
Prep Date.....:	09/01/09	**Analysis Date..:**	09/01/09		
Prep Batch #...:	9239116				
Dilution Factor:	1	**Initial Wgt/Vol:**	1 mL	**Final Wgt/Vol..:**	1 mL
		Method.....:	RSK SOP-175		

PARAMETER	RESULT	REPORTING LIMIT	UNITS	MDL
Methane	200	**0.50**	**ug/L**	**0.17**
Ethane	ND	0.50	ug/L	0.27
Ethene	13	**0.50**	**ug/L**	**0.24**

Tetra Tech NUS, Inc

Client Sample ID: MRC-74B-081709

TOTAL Metals

Lot-Sample #...: A9H190214-003 Matrix.....: WG
Date Sampled...: 08/17/09 15:46 Date Received..: 08/19/09

PARAMETER	RESULT	REPORTING LIMIT	UNITS	METHOD	PREPARATION-ANALYSIS DATE	WORK ORDER #
Prep Batch #...: 9232019						
Silver	ND	1.0	ug/L	SW846 6020	08/20-08/26/09	LJEHX1A4
		Dilution Factor: 1		Analysis Time..: 17:49	Analyst ID.....: 002260	
		Instrument ID..: I8		MDL.....: 0.033		
Arsenic	ND	5.0	ug/L	SW846 6020	08/20-08/26/09	LJEHX1AP
		Dilution Factor: 1		Analysis Time..: 17:49	Analyst ID.....: 002260	
		Instrument ID..: I8		MDL.....: 0.21		
Barium	**33.1**	**1.0**	**ug/L**	**SW846 6020**	**08/20-08/26/09**	**LJEHX1AQ**
		Dilution Factor: 1		Analysis Time..: 17:49	Analyst ID.....: 002260	
		Instrument ID..: I8		MDL.....: 0.052		
Beryllium	**0.34 B**	**1.0**	**ug/L**	**SW846 6020**	**08/20-08/26/09**	**LJEHX1AR**
		Dilution Factor: 1		Analysis Time..: 17:49	Analyst ID.....: 002260	
		Instrument ID..: I8		MDL.....: 0.037		
Cadmium	**0.10 B**	**1.0**	**ug/L**	**SW846 6020**	**08/20-08/26/09**	**LJEHX1AT**
		Dilution Factor: 1		Analysis Time..: 17:49	Analyst ID.....: 002260	
		Instrument ID..: I8		MDL.....: 0.027		
Cobalt	**32.2**	**1.0**	**ug/L**	**SW846 6020**	**08/20-08/26/09**	**LJEHX1AU**
		Dilution Factor: 1		Analysis Time..: 17:49	Analyst ID.....: 002260	
		Instrument ID..: I8		MDL.....: 0.033		
Chromium	**0.26 B**	**2.0**	**ug/L**	**SW846 6020**	**08/20-08/26/09**	**LJEHX1A8**
		Dilution Factor: 1		Analysis Time..: 17:49	Analyst ID.....: 002260	
		Instrument ID..: I8		MDL.....: 0.066		
Copper	**0.88 B**	**2.0**	**ug/L**	**SW846 6020**	**08/20-08/26/09**	**LJEHX1AV**
		Dilution Factor: 1		Analysis Time..: 17:49	Analyst ID.....: 002260	
		Instrument ID..: I8		MDL.....: 0.064		
Iron	**292**	**50.0**	**ug/L**	**SW846 6020**	**08/20-08/26/09**	**LJEHX1AW**
		Dilution Factor: 1		Analysis Time..: 17:49	Analyst ID.....: 002260	
		Instrument ID..: I8		MDL.....: 11.0		
Manganese	**437 J**	**1.0**	**ug/L**	**SW846 6020**	**08/20-08/26/09**	**LJEHX1A0**
		Dilution Factor: 1		Analysis Time..: 17:49	Analyst ID.....: 002260	
		Instrument ID..: I8		MDL.....: 0.14		

(Continued on next page)

Tetra Tech NUS, Inc

Client Sample ID: MRC-74B-081709

TOTAL Metals

Lot-Sample #...: A9H190214-003 Matrix.....: WG

PARAMETER	RESULT	REPORTING LIMIT	UNITS	METHOD	PREPARATION-ANALYSIS DATE	WORK ORDER #
Molybdenum	**0.28 B**	**2.0**	**ug/L**	**SW846 6020**	**08/20-08/26/09**	**LJEHX1A1**
		Dilution Factor: 1		Analysis Time..: 17:49	Analyst ID.....: 002260	
		Instrument ID..: I8		MDL.....: 0.20		
Nickel	**21.7**	**2.0**	**ug/L**	**SW846 6020**	**08/20-08/26/09**	**LJEHX1A2**
		Dilution Factor: 1		Analysis Time..: 17:49	Analyst ID.....: 002260	
		Instrument ID..: I8		MDL.....: 0.10		
Lead	**0.11 B**	**1.0**	**ug/L**	**SW846 6020**	**08/20-08/26/09**	**LJEHX1AX**
		Dilution Factor: 1		Analysis Time..: 17:49	Analyst ID.....: 002260	
		Instrument ID..: I8		MDL.....: 0.034		
Antimony	ND	2.0	ug/L	SW846 6020	08/20-08/26/09	LJEHX1AN
		Dilution Factor: 1		Analysis Time..: 17:49	Analyst ID.....: 002260	
		Instrument ID..: I8		MDL.....: 0.055		
Selenium	ND	5.0	ug/L	SW846 6020	08/20-08/26/09	LJEHX1A3
		Dilution Factor: 1		Analysis Time..: 17:49	Analyst ID.....: 002260	
		Instrument ID..: I8		MDL.....: 0.14		
Thallium	**0.21 B**	**1.0**	**ug/L**	**SW846 6020**	**08/20-08/26/09**	**LJEHX1A5**
		Dilution Factor: 1		Analysis Time..: 17:49	Analyst ID.....: 002260	
		Instrument ID..: I8		MDL.....: 0.12		
Vanadium	ND	20.0	ug/L	SW846 6020	08/20-08/26/09	LJEHX1A6
		Dilution Factor: 1		Analysis Time..: 17:49	Analyst ID.....: 002260	
		Instrument ID..: I8		MDL.....: 0.60		
Zinc	**318 J**	**20.0**	**ug/L**	**SW846 6020**	**08/20-08/26/09**	**LJEHX1A7**
		Dilution Factor: 1		Analysis Time..: 17:49	Analyst ID.....: 002260	
		Instrument ID..: I8		MDL.....: 0.85		
Mercury	ND	0.20	ug/L	SW846 7470A	08/20/09	LJEHX1A9
		Dilution Factor: 1		Analysis Time..: 17:12	Analyst ID.....: 001576	
		Instrument ID..: H4		MDL.....: 0.10		

NOTE(S):

B Estimated result. Result is less than RL.

J Method blank contamination. The associated method blank contains the target analyte at a reportable level.

Tetra Tech NUS, Inc

Client Sample ID: MRC-78B-081709

TOTAL Metals

Lot-Sample #...: A9H190214-002 **Matrix.....:** WG
Date Sampled...: 08/17/09 12:04 **Date Received..:** 08/19/09

PARAMETER	RESULT	REPORTING LIMIT	UNITS	METHOD	PREPARATION-ANALYSIS DATE	WORK ORDER #
Prep Batch #...: 9232019						
Silver	ND	1.0	ug/L	SW846 6020	08/20-08/26/09	LJEHQ1AR
		Dilution Factor: 1		Analysis Time..: 17:19	Analyst ID.....: 002260	
		Instrument ID..: I8		MDL.....: 0.033		
Arsenic	1.2 B	5.0	ug/L	SW846 6020	08/20-08/26/09	LJEHQ1AD
		Dilution Factor: 1		Analysis Time..: 17:19	Analyst ID.....: 002260	
		Instrument ID..: I8		MDL.....: 0.21		
Barium	157	1.0	ug/L	SW846 6020	08/20-08/26/09	LJEHQ1AE
		Dilution Factor: 1		Analysis Time..: 17:19	Analyst ID.....: 002260	
		Instrument ID..: I8		MDL.....: 0.052		
Beryllium	0.10 B	1.0	ug/L	SW846 6020	08/20-08/26/09	LJEHQ1AF
		Dilution Factor: 1		Analysis Time..: 17:19	Analyst ID.....: 002260	
		Instrument ID..: I8		MDL.....: 0.037		
Cadmium	ND	1.0	ug/L	SW846 6020	08/20-08/26/09	LJEHQ1AG
		Dilution Factor: 1		Analysis Time..: 17:19	Analyst ID.....: 002260	
		Instrument ID..: I8		MDL.....: 0.027		
Cobalt	44.5	1.0	ug/L	SW846 6020	08/20-08/26/09	LJEHQ1AH
		Dilution Factor: 1		Analysis Time..: 17:19	Analyst ID.....: 002260	
		Instrument ID..: I8		MDL.....: 0.033		
Chromium	1.8 B	2.0	ug/L	SW846 6020	08/20-08/26/09	LJEHQ1AW
		Dilution Factor: 1		Analysis Time..: 17:19	Analyst ID.....: 002260	
		Instrument ID..: I8		MDL.....: 0.066		
Copper	0.81 B	2.0	ug/L	SW846 6020	08/20-08/26/09	LJEHQ1AJ
		Dilution Factor: 1		Analysis Time..: 17:19	Analyst ID.....: 002260	
		Instrument ID..: I8		MDL.....: 0.064		
Iron	34400	50.0	ug/L	SW846 6020	08/20-08/26/09	LJEHQ1AK
		Dilution Factor: 1		Analysis Time..: 17:19	Analyst ID.....: 002260	
		Instrument ID..: I8		MDL.....: 11.0		
Manganese	2270 J	1.0	ug/L	SW846 6020	08/20-08/26/09	LJEHQ1AM
		Dilution Factor: 1		Analysis Time..: 17:19	Analyst ID.....: 002260	
		Instrument ID..: I8		MDL.....: 0.14		

(Continued on next page)

Tetra Tech NUS, Inc

Client Sample ID: MRC-78B-081709

TOTAL Metals

Lot-Sample #...: A9H190214-002 **Matrix.....:** WG

PARAMETER	RESULT	REPORTING LIMIT	UNITS	METHOD	PREPARATION-ANALYSIS DATE	WORK ORDER #
Molybdenum	**1.2 B**	**2.0**	**ug/L**	**SW846 6020**	**08/20-08/26/09**	**LJEHQ1AN**
		Dilution Factor: 1		Analysis Time..: 17:19	Analyst ID.....: 002260	
		Instrument ID..: I8		MDL.....: 0.20		
Nickel	**66.0**	**2.0**	**ug/L**	**SW846 6020**	**08/20-08/26/09**	**LJEHQ1AP**
		Dilution Factor: 1		Analysis Time..: 17:19	Analyst ID.....: 002260	
		Instrument ID..: I8		MDL.....: 0.10		
Lead	**0.40 B**	**1.0**	**ug/L**	**SW846 6020**	**08/20-08/26/09**	**LJEHQ1AL**
		Dilution Factor: 1		Analysis Time..: 17:19	Analyst ID.....: 002260	
		Instrument ID..: I8		MDL.....: 0.034		
Antimony	**0.45 B**	**2.0**	**ug/L**	**SW846 6020**	**08/20-08/26/09**	**LJEHQ1AC**
		Dilution Factor: 1		Analysis Time..: 17:19	Analyst ID.....: 002260	
		Instrument ID..: I8		MDL.....: 0.055		
Selenium	**0.26 B**	**5.0**	**ug/L**	**SW846 6020**	**08/20-08/26/09**	**LJEHQ1AQ**
		Dilution Factor: 1		Analysis Time..: 17:19	Analyst ID.....: 002260	
		Instrument ID..: I8		MDL.....: 0.14		
Thallium	ND	1.0	ug/L	SW846 6020	08/20-08/26/09	LJEHQ1AT
		Dilution Factor: 1		Analysis Time..: 17:19	Analyst ID.....: 002260	
		Instrument ID..: I8		MDL.....: 0.12		
Vanadium	**2.1 B**	**20.0**	**ug/L**	**SW846 6020**	**08/20-08/26/09**	**LJEHQ1AU**
		Dilution Factor: 1		Analysis Time..: 17:19	Analyst ID.....: 002260	
		Instrument ID..: I8		MDL.....: 0.60		
Zinc	**44.9 J**	**20.0**	**ug/L**	**SW846 6020**	**08/20-08/26/09**	**LJEHQ1AV**
		Dilution Factor: 1		Analysis Time..: 17:19	Analyst ID.....: 002260	
		Instrument ID..: I8		MDL.....: 0.85		
Mercury	ND	0.20	ug/L	SW846 7470A	08/20/09	LJEHQ1AX
		Dilution Factor: 1		Analysis Time..: 16:48	Analyst ID.....: 001576	
		Instrument ID..: H4		MDL.....: 0.10		

NOTE(S):

B Estimated result. Result is less than RL.

J Method blank contamination. The associated method blank contains the target analyte at a reportable level.

Tetra Tech NUS, Inc

Client Sample ID: MRC-MW43A-082109

TOTAL Metals

Lot-Sample #...: A9H220139-007 **Matrix.....:** WG
Date Sampled...: 08/21/09 14:03 **Date Received..:** 08/22/09

PARAMETER	RESULT	REPORTING LIMIT	UNITS	METHOD	PREPARATION-ANALYSIS DATE	WORK ORDER #
Prep Batch #...: 9236015						
Silver	ND	1.0	ug/L	SW846 6020	08/24-08/31/09	LJLXV1A4
		Dilution Factor: 1		Analysis Time..: 10:34	Analyst ID.....: 002260	
		Instrument ID..: I8		MDL.....: 0.033		
Arsenic	ND	5.0	ug/L	SW846 6020	08/24-08/31/09	LJLXV1AP
		Dilution Factor: 1		Analysis Time..: 10:34	Analyst ID.....: 002260	
		Instrument ID..: I8		MDL.....: 0.21		
Barium	**31.3 J**	1.0	**ug/L**	**SW846 6020**	**08/24-08/31/09**	**LJLXV1AQ**
		Dilution Factor: 1		Analysis Time..: 10:34	Analyst ID.....: 002260	
		Instrument ID..: I8		MDL.....: 0.052		
Beryllium	**0.70 B**	1.0	**ug/L**	**SW846 6020**	**08/24-09/03/09**	**LJLXV1AR**
		Dilution Factor: 1		Analysis Time..: 09:29	Analyst ID.....: 002260	
		Instrument ID..: I8		MDL.....: 0.037		
Cadmium	**0.065 B**	1.0	**ug/L**	**SW846 6020**	**08/24-08/31/09**	**LJLXV1AT**
		Dilution Factor: 1		Analysis Time..: 10:34	Analyst ID.....: 002260	
		Instrument ID..: I8		MDL.....: 0.027		
Cobalt	**39.8**	1.0	**ug/L**	**SW846 6020**	**08/24-08/31/09**	**LJLXV1AU**
		Dilution Factor: 1		Analysis Time..: 10:34	Analyst ID.....: 002260	
		Instrument ID..: I8		MDL.....: 0.033		
Chromium	**0.22 B,J**	2.0	**ug/L**	**SW846 6020**	**08/24-08/31/09**	**LJLXV1A8**
		Dilution Factor: 1		Analysis Time..: 10:34	Analyst ID.....: 002260	
		Instrument ID..: I8		MDL.....: 0.066		
Copper	**0.28 B,J**	2.0	**ug/L**	**SW846 6020**	**08/24-08/31/09**	**LJLXV1AV**
		Dilution Factor: 1		Analysis Time..: 10:34	Analyst ID.....: 002260	
		Instrument ID..: I8		MDL.....: 0.064		
Iron	**8570 J**	50.0	**ug/L**	**SW846 6020**	**08/24-08/31/09**	**LJLXV1AW**
		Dilution Factor: 1		Analysis Time..: 10:34	Analyst ID.....: 002260	
		Instrument ID..: I8		MDL.....: 11.0		
Potassium	**5590 J**	1000	**ug/L**	**SW846 6020**	**08/24-08/31/09**	**LJLXV1CN**
		Dilution Factor: 1		Analysis Time..: 10:34	Analyst ID.....: 002260	
		Instrument ID..: I8		MDL.....: 17.0		

(Continued on next page)

Tetra Tech NUS, Inc

Client Sample ID: MRC-MW43A-082109

TOTAL Metals

Lot-Sample #...: A9H220139-007 **Matrix.....:** WG

PARAMETER	RESULT	REPORTING LIMIT	UNITS	METHOD	PREPARATION-ANALYSIS DATE	WORK ORDER #
Manganese	**942 J**	**1.0**	**ug/L**	**SW846 6020**	**08/24-08/31/09**	**LJLXV1A0**
		Dilution Factor: 1		Analysis Time..: 10:34	Analyst ID.....: 002260	
		Instrument ID..: I8		MDL.....: 0.14		
Molybdenum	ND	2.0	ug/L	SW846 6020	08/24-08/31/09	LJLXV1A1
		Dilution Factor: 1		Analysis Time..: 10:34	Analyst ID.....: 002260	
		Instrument ID..: I8		MDL.....: 0.20		
Nickel	**38.9 J**	**2.0**	**ug/L**	**SW846 6020**	**08/24-08/31/09**	**LJLXV1A2**
		Dilution Factor: 1		Analysis Time..: 10:34	Analyst ID.....: 002260	
		Instrument ID..: I8		MDL.....: 0.10		
Lead	**0.12 B,J**	**1.0**	**ug/L**	**SW846 6020**	**08/24-08/31/09**	**LJLXV1AX**
		Dilution Factor: 1		Analysis Time..: 10:34	Analyst ID.....: 002260	
		Instrument ID..: I8		MDL.....: 0.034		
Antimony	ND	2.0	ug/L	SW846 6020	08/24-08/31/09	LJLXV1AN
		Dilution Factor: 1		Analysis Time..: 10:34	Analyst ID.....: 002260	
		Instrument ID..: I8		MDL.....: 0.055		
Selenium	ND	5.0	ug/L	SW846 6020	08/24-08/31/09	LJLXV1A3
		Dilution Factor: 1		Analysis Time..: 10:34	Analyst ID.....: 002260	
		Instrument ID..: I8		MDL.....: 0.14		
Thallium	ND	1.0	ug/L	SW846 6020	08/24-08/31/09	LJLXV1A5
		Dilution Factor: 1		Analysis Time..: 10:34	Analyst ID.....: 002260	
		Instrument ID..: I8		MDL.....: 0.12		
Vanadium	ND	20.0	ug/L	SW846 6020	08/24-08/31/09	LJLXV1A6
		Dilution Factor: 1		Analysis Time..: 10:34	Analyst ID.....: 002260	
		Instrument ID..: I8		MDL.....: 0.60		
Zinc	**58.2 J**	**20.0**	**ug/L**	**SW846 6020**	**08/24-08/31/09**	**LJLXV1A7**
		Dilution Factor: 1		Analysis Time..: 10:34	Analyst ID.....: 002260	
		Instrument ID..: I8		MDL.....: 0.85		
Mercury	ND	0.20	ug/L	SW846 7470A	08/24-08/25/09	LJLXV1A9
		Dilution Factor: 1		Analysis Time..: 15:11	Analyst ID.....: 001576	
		Instrument ID..: H1		MDL.....: 0.10		

NOTE(S):

J Method blank contamination. The associated method blank contains the target analyte at a reportable level.

B Estimated result. Result is less than RL.

Tetra Tech NUS, Inc

Client Sample ID: MRC-MW80A-082009

TOTAL Metals

Lot-Sample #...: A9H220139-002 Matrix.....: WG
Date Sampled...: 08/20/09 11:45 Date Received..: 08/22/09

PARAMETER	RESULT	REPORTING LIMIT	UNITS	METHOD	PREPARATION-ANALYSIS DATE	WORK ORDER #
Prep Batch #...: 9236015						
Silver	0.057 B	1.0	ug/L	SW846 6020	08/24-08/31/09	LJLXM1AR
		Dilution Factor: 1		Analysis Time..: 09:32	Analyst ID.....: 002260	
		Instrument ID..: I8		MDL.....: 0.033		
Arsenic	0.82 B	5.0	ug/L	SW846 6020	08/24-08/31/09	LJLXM1AD
		Dilution Factor: 1		Analysis Time..: 09:32	Analyst ID.....: 002260	
		Instrument ID..: I8		MDL.....: 0.21		
Barium	38.4 J	1.0	ug/L	SW846 6020	08/24-08/31/09	LJLXM1AE
		Dilution Factor: 1		Analysis Time..: 09:32	Analyst ID.....: 002260	
		Instrument ID..: I8		MDL.....: 0.052		
Beryllium	1.3	1.0	ug/L	SW846 6020	08/24-08/31/09	LJLXM1AF
		Dilution Factor: 1		Analysis Time..: 09:32	Analyst ID.....: 002260	
		Instrument ID..: I8		MDL.....: 0.037		
Cadmium	0.31 B	1.0	ug/L	SW846 6020	08/24-08/31/09	LJLXM1AG
		Dilution Factor: 1		Analysis Time..: 09:32	Analyst ID.....: 002260	
		Instrument ID..: I8		MDL.....: 0.027		
Cobalt	13.1	1.0	ug/L	SW846 6020	08/24-08/31/09	LJLXM1AH
		Dilution Factor: 1		Analysis Time..: 09:32	Analyst ID.....: 002260	
		Instrument ID..: I8		MDL.....: 0.033		
Chromium	2.2 J	2.0	ug/L	SW846 6020	08/24-08/31/09	LJLXM1AW
		Dilution Factor: 1		Analysis Time..: 09:32	Analyst ID.....: 002260	
		Instrument ID..: I8		MDL.....: 0.066		
Copper	3.2 J	2.0	ug/L	SW846 6020	08/24-08/31/09	LJLXM1AJ
		Dilution Factor: 1		Analysis Time..: 09:32	Analyst ID.....: 002260	
		Instrument ID..: I8		MDL.....: 0.064		
Iron	2200 J	50.0	ug/L	SW846 6020	08/24-08/31/09	LJLXM1AK
		Dilution Factor: 1		Analysis Time..: 09:32	Analyst ID.....: 002260	
		Instrument ID..: I8		MDL.....: 11.0		
Manganese	1550 J	1.0	ug/L	SW846 6020	08/24-08/31/09	LJLXM1AM
		Dilution Factor: 1		Analysis Time..: 09:32	Analyst ID.....: 002260	
		Instrument ID..: I8		MDL.....: 0.14		

(Continued on next page)

Tetra Tech NUS, Inc

Client Sample ID: MRC-MW80A-082009

TOTAL Metals

Lot-Sample #...: A9H220139-002 **Matrix.....:** WG

PARAMETER	RESULT	REPORTING LIMIT	UNITS	METHOD	PREPARATION-ANALYSIS DATE	WORK ORDER #
Molybdenum	**0.97 B**	**2.0**	**ug/L**	**SW846 6020**	**08/24-08/31/09**	**LJLXM1AN**
		Dilution Factor: 1		Analysis Time..: 09:32	Analyst ID.....: 002260	
		Instrument ID..: I8		MDL.....: 0.20		
Nickel	**52.3 J**	**2.0**	**ug/L**	**SW846 6020**	**08/24-08/31/09**	**LJLXM1AP**
		Dilution Factor: 1		Analysis Time..: 09:32	Analyst ID.....: 002260	
		Instrument ID..: I8		MDL.....: 0.10		
Lead	**1.2 J**	**1.0**	**ug/L**	**SW846 6020**	**08/24-08/31/09**	**LJLXM1AL**
		Dilution Factor: 1		Analysis Time..: 09:32	Analyst ID.....: 002260	
		Instrument ID..: I8		MDL.....: 0.034		
Antimony	**0.23 B**	**2.0**	**ug/L**	**SW846 6020**	**08/24-08/31/09**	**LJLXM1AC**
		Dilution Factor: 1		Analysis Time..: 09:32	Analyst ID.....: 002260	
		Instrument ID..: I8		MDL.....: 0.055		
Selenium	**0.23 B**	**5.0**	**ug/L**	**SW846 6020**	**08/24-08/31/09**	**LJLXM1AQ**
		Dilution Factor: 1		Analysis Time..: 09:32	Analyst ID.....: 002260	
		Instrument ID..: I8		MDL.....: 0.14		
Thallium	**0.21 B**	**1.0**	**ug/L**	**SW846 6020**	**08/24-08/31/09**	**LJLXM1AT**
		Dilution Factor: 1		Analysis Time..: 09:32	Analyst ID.....: 002260	
		Instrument ID..: I8		MDL.....: 0.12		
Vanadium	**2.5 B**	**20.0**	**ug/L**	**SW846 6020**	**08/24-08/31/09**	**LJLXM1AU**
		Dilution Factor: 1		Analysis Time..: 09:32	Analyst ID.....: 002260	
		Instrument ID..: I8		MDL.....: 0.60		
Zinc	**60.6 J**	**20.0**	**ug/L**	**SW846 6020**	**08/24-08/31/09**	**LJLXM1AV**
		Dilution Factor: 1		Analysis Time..: 09:32	Analyst ID.....: 002260	
		Instrument ID..: I8		MDL.....: 0.85		
Mercury	ND	0.20	ug/L	SW846 7470A	08/24-08/25/09	LJLXM1AX
		Dilution Factor: 1		Analysis Time..: 14:57	Analyst ID.....: 001576	
		Instrument ID..: H1		MDL.....: 0.10		

NOTE(S):

B Estimated result. Result is less than RL.

J Method blank contamination. The associated method blank contains the target analyte at a reportable level.

Tetra Tech NUS, Inc

Client Sample ID: MRC-MW80B-082009

TOTAL Metals

Lot-Sample #...: A9H220139-003 **Matrix.....:** WG
Date Sampled...: 08/20/09 15:14 **Date Received..:** 08/22/09

PARAMETER	RESULT	REPORTING LIMIT	UNITS	METHOD	PREPARATION-ANALYSIS DATE	WORK ORDER #
Prep Batch #...: 9236015						
Silver	ND	1.0	ug/L	SW846 6020	08/24-08/31/09	LJLXN1A4
		Dilution Factor: 1		Analysis Time..: 10:01	Analyst ID.....: 002260	
		Instrument ID..: I8		MDL.....: 0.033		
Arsenic	**0.46 B**	**5.0**	**ug/L**	**SW846 6020**	**08/24-08/31/09**	**LJLXN1AP**
		Dilution Factor: 1		Analysis Time..: 10:01	Analyst ID.....: 002260	
		Instrument ID..: I8		MDL.....: 0.21		
Barium	**157 J**	**1.0**	**ug/L**	**SW846 6020**	**08/24-08/31/09**	**LJLXN1AQ**
		Dilution Factor: 1		Analysis Time..: 10:01	Analyst ID.....: 002260	
		Instrument ID..: I8		MDL.....: 0.052		
Beryllium	ND	1.0	ug/L	SW846 6020	08/24-09/03/09	LJLXN1AR
		Dilution Factor: 1		Analysis Time..: 08:55	Analyst ID.....: 002260	
		Instrument ID..: I8		MDL.....: 0.037		
Cadmium	ND	1.0	ug/L	SW846 6020	08/24-08/31/09	LJLXN1AT
		Dilution Factor: 1		Analysis Time..: 10:01	Analyst ID.....: 002260	
		Instrument ID..: I8		MDL.....: 0.027		
Cobalt	**10.0**	**1.0**	**ug/L**	**SW846 6020**	**08/24-08/31/09**	**LJLXN1AU**
		Dilution Factor: 1		Analysis Time..: 10:01	Analyst ID.....: 002260	
		Instrument ID..: I8		MDL.....: 0.033		
Chromium	**2.7 J**	**2.0**	**ug/L**	**SW846 6020**	**08/24-08/31/09**	**LJLXN1A8**
		Dilution Factor: 1		Analysis Time..: 10:01	Analyst ID.....: 002260	
		Instrument ID..: I8		MDL.....: 0.066		
Copper	**0.57 B,J**	**2.0**	**ug/L**	**SW846 6020**	**08/24-08/31/09**	**LJLXN1AV**
		Dilution Factor: 1		Analysis Time..: 10:01	Analyst ID.....: 002260	
		Instrument ID..: I8		MDL.....: 0.064		
Iron	**5320 J**	**50.0**	**ug/L**	**SW846 6020**	**08/24-08/31/09**	**LJLXN1AW**
		Dilution Factor: 1		Analysis Time..: 10:01	Analyst ID.....: 002260	
		Instrument ID..: I8		MDL.....: 11.0		
Manganese	**820 J**	**1.0**	**ug/L**	**SW846 6020**	**08/24-08/31/09**	**LJLXN1A0**
		Dilution Factor: 1		Analysis Time..: 10:01	Analyst ID.....: 002260	
		Instrument ID..: I8		MDL.....: 0.14		

(Continued on next page)

Tetra Tech NUS, Inc

Client Sample ID: MRC-MW80B-082009

TOTAL Metals

Lot-Sample #...: A9H220139-003 **Matrix.....:** WG

PARAMETER	RESULT	REPORTING LIMIT	UNITS	METHOD	PREPARATION-ANALYSIS DATE	WORK ORDER #
Molybdenum	**1.9 B**	**2.0**	**ug/L**	**SW846 6020**	**08/24-08/31/09**	**LJLXN1A1**
		Dilution Factor: 1		Analysis Time..: 10:01	Analyst ID.....: 002260	
		Instrument ID..: I8		MDL.....: 0.20		
Nickel	**16.1 J**	**2.0**	**ug/L**	**SW846 6020**	**08/24-08/31/09**	**LJLXN1A2**
		Dilution Factor: 1		Analysis Time..: 10:01	Analyst ID.....: 002260	
		Instrument ID..: I8		MDL.....: 0.10		
Lead	**0.11 B,J**	**1.0**	**ug/L**	**SW846 6020**	**08/24-08/31/09**	**LJLXN1AX**
		Dilution Factor: 1		Analysis Time..: 10:01	Analyst ID.....: 002260	
		Instrument ID..: I8		MDL.....: 0.034		
Antimony	**0.080 B**	**2.0**	**ug/L**	**SW846 6020**	**08/24-08/31/09**	**LJLXN1AN**
		Dilution Factor: 1		Analysis Time..: 10:01	Analyst ID.....: 002260	
		Instrument ID..: I8		MDL.....: 0.055		
Selenium	ND	5.0	ug/L	SW846 6020	08/24-08/31/09	LJLXN1A3
		Dilution Factor: 1		Analysis Time..: 10:01	Analyst ID.....: 002260	
		Instrument ID..: I8		MDL.....: 0.14		
Thallium	**0.12 B**	**1.0**	**ug/L**	**SW846 6020**	**08/24-08/31/09**	**LJLXN1A5**
		Dilution Factor: 1		Analysis Time..: 10:01	Analyst ID.....: 002260	
		Instrument ID..: I8		MDL.....: 0.12		
Vanadium	ND	20.0	ug/L	SW846 6020	08/24-08/31/09	LJLXN1A6
		Dilution Factor: 1		Analysis Time..: 10:01	Analyst ID.....: 002260	
		Instrument ID..: I8		MDL.....: 0.60		
Zinc	**18.7 B,J**	**20.0**	**ug/L**	**SW846 6020**	**08/24-08/31/09**	**LJLXN1A7**
		Dilution Factor: 1		Analysis Time..: 10:01	Analyst ID.....: 002260	
		Instrument ID..: I8		MDL.....: 0.85		
Mercury	ND	0.20	ug/L	SW846 7470A	08/24-08/25/09	LJLXN1A9
		Dilution Factor: 1		Analysis Time..: 15:07	Analyst ID.....: 001576	
		Instrument ID..: H1		MDL.....: 0.10		

NOTE(S):

B Estimated result. Result is less than RL.

J Method blank contamination. The associated method blank contains the target analyte at a reportable level.

Tetra Tech NUS, Inc

Client Sample ID: MRC-MW81A-082109

TOTAL Metals

Lot-Sample #...: A9H220139-005 **Matrix.....:** WG
Date Sampled...: 08/21/09 10:22 **Date Received..:** 08/22/09

PARAMETER	RESULT	REPORTING LIMIT	UNITS	METHOD	PREPARATION-ANALYSIS DATE	WORK ORDER #
Prep Batch #...: 9236015						
Silver	ND	1.0	ug/L	SW846 6020	08/24-08/31/09	LJLXQ1AR
		Dilution Factor: 1		Analysis Time..: 10:17	Analyst ID.....: 002260	
		Instrument ID..: I8		MDL.....: 0.033		
Arsenic	**2.0 B**	**5.0**	**ug/L**	**SW846 6020**	**08/24-08/31/09**	**LJLXQ1AD**
		Dilution Factor: 1		Analysis Time..: 10:17	Analyst ID.....: 002260	
		Instrument ID..: I8		MDL.....: 0.21		
Barium	**117 J**	**1.0**	**ug/L**	**SW846 6020**	**08/24-08/31/09**	**LJLXQ1AE**
		Dilution Factor: 1		Analysis Time..: 10:17	Analyst ID.....: 002260	
		Instrument ID..: I8		MDL.....: 0.052		
Beryllium	**1.7**	**1.0**	**ug/L**	**SW846 6020**	**08/24-09/03/09**	**LJLXQ1AF**
		Dilution Factor: 1		Analysis Time..: 09:07	Analyst ID.....: 002260	
		Instrument ID..: I8		MDL.....: 0.037		
Cadmium	**0.033 B**	**1.0**	**ug/L**	**SW846 6020**	**08/24-08/31/09**	**LJLXQ1AG**
		Dilution Factor: 1		Analysis Time..: 10:17	Analyst ID.....: 002260	
		Instrument ID..: I8		MDL.....: 0.027		
Cobalt	**90.6**	**1.0**	**ug/L**	**SW846 6020**	**08/24-08/31/09**	**LJLXQ1AH**
		Dilution Factor: 1		Analysis Time..: 10:17	Analyst ID.....: 002260	
		Instrument ID..: I8		MDL.....: 0.033		
Chromium	**0.22 B,J**	**2.0**	**ug/L**	**SW846 6020**	**08/24-08/31/09**	**LJLXQ1AW**
		Dilution Factor: 1		Analysis Time..: 10:17	Analyst ID.....: 002260	
		Instrument ID..: I8		MDL.....: 0.066		
Copper	**0.61 B,J**	**2.0**	**ug/L**	**SW846 6020**	**08/24-08/31/09**	**LJLXQ1AJ**
		Dilution Factor: 1		Analysis Time..: 10:17	Analyst ID.....: 002260	
		Instrument ID..: I8		MDL.....: 0.064		
Iron	**48800 J**	**50.0**	**ug/L**	**SW846 6020**	**08/24-08/31/09**	**LJLXQ1AK**
		Dilution Factor: 1		Analysis Time..: 10:17	Analyst ID.....: 002260	
		Instrument ID..: I8		MDL.....: 11.0		
Manganese	**3760 J**	**1.0**	**ug/L**	**SW846 6020**	**08/24-08/31/09**	**LJLXQ1AM**
		Dilution Factor: 1		Analysis Time..: 10:17	Analyst ID.....: 002260	
		Instrument ID..: I8		MDL.....: 0.14		

(Continued on next page)

Tetra Tech NUS, Inc

Client Sample ID: MRC-MW81A-082109

TOTAL Metals

Lot-Sample #...: A9H220139-005 **Matrix.....:** WG

PARAMETER	RESULT	REPORTING LIMIT	UNITS	METHOD	PREPARATION-ANALYSIS DATE	WORK ORDER #
Molybdenum	ND	2.0	ug/L	SW846 6020	08/24-08/31/09	LJLXQ1AN
		Dilution Factor: 1		Analysis Time..: 10:17	Analyst ID.....: 002260	
		Instrument ID..: I8		MDL.....: 0.20		
Nickel	132 J	2.0	ug/L	SW846 6020	08/24-08/31/09	LJLXQ1AP
		Dilution Factor: 1		Analysis Time..: 10:17	Analyst ID.....: 002260	
		Instrument ID..: I8		MDL.....: 0.10		
Lead	0.12 B,J	1.0	ug/L	SW846 6020	08/24-08/31/09	LJLXQ1AL
		Dilution Factor: 1		Analysis Time..: 10:17	Analyst ID.....: 002260	
		Instrument ID..: I8		MDL.....: 0.034		
Antimony	ND	2.0	ug/L	SW846 6020	08/24-08/31/09	LJLXQ1AC
		Dilution Factor: 1		Analysis Time..: 10:17	Analyst ID.....: 002260	
		Instrument ID..: I8		MDL.....: 0.055		
Selenium	1.5 B	5.0	ug/L	SW846 6020	08/24-08/31/09	LJLXQ1AQ
		Dilution Factor: 1		Analysis Time..: 10:17	Analyst ID.....: 002260	
		Instrument ID..: I8		MDL.....: 0.14		
Thallium	ND	1.0	ug/L	SW846 6020	08/24-08/31/09	LJLXQ1AT
		Dilution Factor: 1		Analysis Time..: 10:17	Analyst ID.....: 002260	
		Instrument ID..: I8		MDL.....: 0.12		
Vanadium	ND	20.0	ug/L	SW846 6020	08/24-08/31/09	LJLXQ1AU
		Dilution Factor: 1		Analysis Time..: 10:17	Analyst ID.....: 002260	
		Instrument ID..: I8		MDL.....: 0.60		
Zinc	69.1 J	20.0	ug/L	SW846 6020	08/24-08/31/09	LJLXQ1AV
		Dilution Factor: 1		Analysis Time..: 10:17	Analyst ID.....: 002260	
		Instrument ID..: I8		MDL.....: 0.85		
Mercury	ND	0.20	ug/L	SW846 7470A	08/24-08/25/09	LJLXQ1AX
		Dilution Factor: 1		Analysis Time..: 15:09	Analyst ID.....: 001576	
		Instrument ID..: H1		MDL.....: 0.10		

NOTE(S):

B Estimated result. Result is less than RL.

J Method blank contamination. The associated method blank contains the target analyte at a reportable level.

Tetra Tech NUS, Inc

Client Sample ID: MRC-MW81B-082109

TOTAL Metals

Lot-Sample #...: A9H220139-006 Matrix.....: WG
Date Sampled...: 08/21/09 11:40 Date Received..: 08/22/09

PARAMETER	RESULT	REPORTING LIMIT	UNITS	METHOD	PREPARATION-ANALYSIS DATE	WORK ORDER #
Prep Batch #...: 9236015						
Silver	ND	1.0	ug/L	SW846 6020	08/24-08/31/09	LJLXR1AR
		Dilution Factor: 1		Analysis Time..: 10:25	Analyst ID.....: 002260	
		Instrument ID..: I8		MDL.....: 0.033		
Arsenic	**1.0 B**	**5.0**	**ug/L**	**SW846 6020**	**08/24-08/31/09**	**LJLXR1AD**
		Dilution Factor: 1		Analysis Time..: 10:25	Analyst ID.....: 002260	
		Instrument ID..: I8		MDL.....: 0.21		
Barium	**286 J**	**1.0**	**ug/L**	**SW846 6020**	**08/24-08/31/09**	**LJLXR1AE**
		Dilution Factor: 1		Analysis Time..: 10:25	Analyst ID.....: 002260	
		Instrument ID..: I8		MDL.....: 0.052		
Beryllium	ND	1.0	ug/L	SW846 6020	08/24-09/03/09	LJLXR1AF
		Dilution Factor: 1		Analysis Time..: 09:14	Analyst ID.....: 002260	
		Instrument ID..: I8		MDL.....: 0.037		
Cadmium	ND	1.0	ug/L	SW846 6020	08/24-08/31/09	LJLXR1AG
		Dilution Factor: 1		Analysis Time..: 10:25	Analyst ID.....: 002260	
		Instrument ID..: I8		MDL.....: 0.027		
Cobalt	**10.1**	**1.0**	**ug/L**	**SW846 6020**	**08/24-08/31/09**	**LJLXR1AH**
		Dilution Factor: 1		Analysis Time..: 10:25	Analyst ID.....: 002260	
		Instrument ID..: I8		MDL.....: 0.033		
Chromium	**0.28 B,J**	**2.0**	**ug/L**	**SW846 6020**	**08/24-08/31/09**	**LJLXR1AW**
		Dilution Factor: 1		Analysis Time..: 10:25	Analyst ID.....: 002260	
		Instrument ID..: I8		MDL.....: 0.066		
Copper	**0.62 B,J**	**2.0**	**ug/L**	**SW846 6020**	**08/24-08/31/09**	**LJLXR1AJ**
		Dilution Factor: 1		Analysis Time..: 10:25	Analyst ID.....: 002260	
		Instrument ID..: I8		MDL.....: 0.064		
Iron	**29100 J**	**50.0**	**ug/L**	**SW846 6020**	**08/24-08/31/09**	**LJLXR1AK**
		Dilution Factor: 1		Analysis Time..: 10:25	Analyst ID.....: 002260	
		Instrument ID..: I8		MDL.....: 11.0		
Potassium	**3850 J**	**1000**	**ug/L**	**SW846 6020**	**08/24-08/31/09**	**LJLXR1CL**
		Dilution Factor: 1		Analysis Time..: 10:25	Analyst ID.....: 002260	
		Instrument ID..: I8		MDL.....: 17.0		

(Continued on next page)

Tetra Tech NUS, Inc

Client Sample ID: MRC-MW81B-082109

TOTAL Metals

Lot-Sample #...: A9H220139-006 **Matrix.....:** WG

PARAMETER	RESULT	REPORTING LIMIT	UNITS	METHOD	PREPARATION-ANALYSIS DATE	WORK ORDER #
Manganese	**1690 J**	1.0	**ug/L**	**SW846 6020**	**08/24-08/31/09**	**LJLXR1AM**
		Dilution Factor: 1		Analysis Time..: 10:25	Analyst ID.....: 002260	
		Instrument ID..: I8		MDL.....: 0.14		
Molybdenum	**0.89 B**	2.0	**ug/L**	**SW846 6020**	**08/24-08/31/09**	**LJLXR1AN**
		Dilution Factor: 1		Analysis Time..: 10:25	Analyst ID.....: 002260	
		Instrument ID..: I8		MDL.....: 0.20		
Nickel	**16.7 J**	2.0	**ug/L**	**SW846 6020**	**08/24-08/31/09**	**LJLXR1AP**
		Dilution Factor: 1		Analysis Time..: 10:25	Analyst ID.....: 002260	
		Instrument ID..: I8		MDL.....: 0.10		
Lead	**0.078 B,J**	1.0	**ug/L**	**SW846 6020**	**08/24-08/31/09**	**LJLXR1AL**
		Dilution Factor: 1		Analysis Time..: 10:25	Analyst ID.....: 002260	
		Instrument ID..: I8		MDL.....: 0.034		
Antimony	**0.085 B**	2.0	**ug/L**	**SW846 6020**	**08/24-08/31/09**	**LJLXR1AC**
		Dilution Factor: 1		Analysis Time..: 10:25	Analyst ID.....: 002260	
		Instrument ID..: I8		MDL.....: 0.055		
Selenium	ND	5.0	ug/L	SW846 6020	08/24-08/31/09	LJLXR1AQ
		Dilution Factor: 1		Analysis Time..: 10:25	Analyst ID.....: 002260	
		Instrument ID..: I8		MDL.....: 0.14		
Thallium	ND	1.0	ug/L	SW846 6020	08/24-08/31/09	LJLXR1AT
		Dilution Factor: 1		Analysis Time..: 10:25	Analyst ID.....: 002260	
		Instrument ID..: I8		MDL.....: 0.12		
Vanadium	**0.85 B**	20.0	**ug/L**	**SW846 6020**	**08/24-08/31/09**	**LJLXR1AU**
		Dilution Factor: 1		Analysis Time..: 10:25	Analyst ID.....: 002260	
		Instrument ID..: I8		MDL.....: 0.60		
Zinc	**12.7 B,J**	20.0	**ug/L**	**SW846 6020**	**08/24-08/31/09**	**LJLXR1AV**
		Dilution Factor: 1		Analysis Time..: 10:25	Analyst ID.....: 002260	
		Instrument ID..: I8		MDL.....: 0.85		
Mercury	ND	0.20	ug/L	SW846 7470A	08/24-08/25/09	LJLXR1AX
		Dilution Factor: 1		Analysis Time..: 15:16	Analyst ID.....: 001576	
		Instrument ID..: H1		MDL.....: 0.10		

NOTE(S):

B Estimated result. Result is less than RL.

J Method blank contamination. The associated method blank contains the target analyte at a reportable level.

Tetra Tech NUS, Inc

Client Sample ID: MRC-MW87A-082009

TOTAL Metals

Lot-Sample #...: A9H220139-004 **Matrix.....:** WG
Date Sampled...: 08/20/09 16:00 **Date Received..:** 08/22/09

PARAMETER	RESULT	REPORTING LIMIT	UNITS	METHOD	PREPARATION-ANALYSIS DATE	WORK ORDER #
Prep Batch #...: 9236015						
Silver	ND	1.0	ug/L	SW846 6020	08/24-08/31/09	LJLXP1A4
		Dilution Factor: 1		Analysis Time..: 10:09	Analyst ID.....: 002260	
		Instrument ID..: I8		MDL.....: 0.033		
Arsenic	**5.1**	**5.0**	**ug/L**	**SW846 6020**	**08/24-08/31/09**	**LJLXP1AP**
		Dilution Factor: 1		Analysis Time..: 10:09	Analyst ID.....: 002260	
		Instrument ID..: I8		MDL.....: 0.21		
Barium	**246 J**	**1.0**	**ug/L**	**SW846 6020**	**08/24-08/31/09**	**LJLXP1AQ**
		Dilution Factor: 1		Analysis Time..: 10:09	Analyst ID.....: 002260	
		Instrument ID..: I8		MDL.....: 0.052		
Beryllium	**0.25 B**	**1.0**	**ug/L**	**SW846 6020**	**08/24-09/03/09**	**LJLXP1AR**
		Dilution Factor: 1		Analysis Time..: 09:01	Analyst ID.....: 002260	
		Instrument ID..: I8		MDL.....: 0.037		
Cadmium	ND	1.0	ug/L	SW846 6020	08/24-08/31/09	LJLXP1AT
		Dilution Factor: 1		Analysis Time..: 10:09	Analyst ID.....: 002260	
		Instrument ID..: I8		MDL.....: 0.027		
Cobalt	**5.4**	**1.0**	**ug/L**	**SW846 6020**	**08/24-08/31/09**	**LJLXP1AU**
		Dilution Factor: 1		Analysis Time..: 10:09	Analyst ID.....: 002260	
		Instrument ID..: I8		MDL.....: 0.033		
Chromium	**1.8 B,J**	**2.0**	**ug/L**	**SW846 6020**	**08/24-08/31/09**	**LJLXP1A8**
		Dilution Factor: 1		Analysis Time..: 10:09	Analyst ID.....: 002260	
		Instrument ID..: I8		MDL.....: 0.066		
Copper	**2.5 J**	**2.0**	**ug/L**	**SW846 6020**	**08/24-08/31/09**	**LJLXP1AV**
		Dilution Factor: 1		Analysis Time..: 10:09	Analyst ID.....: 002260	
		Instrument ID..: I8		MDL.....: 0.064		
Iron	**96100 J**	**50.0**	**ug/L**	**SW846 6020**	**08/24-08/31/09**	**LJLXP1AW**
		Dilution Factor: 1		Analysis Time..: 10:09	Analyst ID.....: 002260	
		Instrument ID..: I8		MDL.....: 11.0		
Manganese	**3990 J**	**1.0**	**ug/L**	**SW846 6020**	**08/24-08/31/09**	**LJLXP1A0**
		Dilution Factor: 1		Analysis Time..: 10:09	Analyst ID.....: 002260	
		Instrument ID..: I8		MDL.....: 0.14		

(Continued on next page)

Tetra Tech NUS, Inc

Client Sample ID: MRC-MW87A-082009

TOTAL Metals

Lot-Sample #...: A9H220139-004 **Matrix.....:** WG

PARAMETER	RESULT	REPORTING LIMIT	UNITS	METHOD	PREPARATION-ANALYSIS DATE	WORK ORDER #
Molybdenum	**1.1 B**	**2.0**	**ug/L**	**SW846 6020**	**08/24-08/31/09**	**LJLXP1A1**
		Dilution Factor: 1		Analysis Time..: 10:09	Analyst ID.....: 002260	
		Instrument ID..: I8		MDL.....: 0.20		
Nickel	**4.9 J**	**2.0**	**ug/L**	**SW846 6020**	**08/24-08/31/09**	**LJLXP1A2**
		Dilution Factor: 1		Analysis Time..: 10:09	Analyst ID.....: 002260	
		Instrument ID..: I8		MDL.....: 0.10		
Lead	**0.96 B,J**	**1.0**	**ug/L**	**SW846 6020**	**08/24-08/31/09**	**LJLXP1AX**
		Dilution Factor: 1		Analysis Time..: 10:09	Analyst ID.....: 002260	
		Instrument ID..: I8		MDL.....: 0.034		
Antimony	**0.17 B**	**2.0**	**ug/L**	**SW846 6020**	**08/24-08/31/09**	**LJLXP1AN**
		Dilution Factor: 1		Analysis Time..: 10:09	Analyst ID.....: 002260	
		Instrument ID..: I8		MDL.....: 0.055		
Selenium	**0.45 B**	**5.0**	**ug/L**	**SW846 6020**	**08/24-08/31/09**	**LJLXP1A3**
		Dilution Factor: 1		Analysis Time..: 10:09	Analyst ID.....: 002260	
		Instrument ID..: I8		MDL.....: 0.14		
Thallium	ND	1.0	ug/L	SW846 6020	08/24-08/31/09	LJLXP1A5
		Dilution Factor: 1		Analysis Time..: 10:09	Analyst ID.....: 002260	
		Instrument ID..: I8		MDL.....: 0.12		
Vanadium	**1.3 B**	**20.0**	**ug/L**	**SW846 6020**	**08/24-08/31/09**	**LJLXP1A6**
		Dilution Factor: 1		Analysis Time..: 10:09	Analyst ID.....: 002260	
		Instrument ID..: I8		MDL.....: 0.60		
Zinc	**12.1 B,J**	**20.0**	**ug/L**	**SW846 6020**	**08/24-08/31/09**	**LJLXP1A7**
		Dilution Factor: 1		Analysis Time..: 10:09	Analyst ID.....: 002260	
		Instrument ID..: I8		MDL.....: 0.85		
Mercury	ND	0.20	ug/L	SW846 7470A	08/24-08/25/09	LJLXP1A9
		Dilution Factor: 1		Analysis Time..: 15:04	Analyst ID.....: 001576	
		Instrument ID..: H1		MDL.....: 0.10		

NOTE(S):

J Method blank contamination. The associated method blank contains the target analyte at a reportable level.

B Estimated result. Result is less than RL.

Tetra Tech NUS, Inc

Client Sample ID: MRC-MW88A-081809

TOTAL Metals

Lot-Sample #...: A9H190214-004 **Matrix.....:** WG
Date Sampled...: 08/18/09 10:36 **Date Received..:** 08/19/09

PARAMETER	RESULT	REPORTING LIMIT	UNITS	METHOD	PREPARATION-ANALYSIS DATE	WORK ORDER #
Prep Batch #...: 9232019						
Silver	ND	1.0	ug/L	SW846 6020	08/20-08/26/09	LJEH01A4
		Dilution Factor: 1		Analysis Time..: 17:57	Analyst ID.....: 002260	
		Instrument ID..: I8		MDL.....: 0.033		
Arsenic	2.9 B	5.0	ug/L	SW846 6020	08/20-08/26/09	LJEH01AP
		Dilution Factor: 1		Analysis Time..: 17:57	Analyst ID.....: 002260	
		Instrument ID..: I8		MDL.....: 0.21		
Barium	20.4	1.0	ug/L	SW846 6020	08/20-08/26/09	LJEH01AQ
		Dilution Factor: 1		Analysis Time..: 17:57	Analyst ID.....: 002260	
		Instrument ID..: I8		MDL.....: 0.052		
Beryllium	0.21 B	1.0	ug/L	SW846 6020	08/20-08/26/09	LJEH01AR
		Dilution Factor: 1		Analysis Time..: 17:57	Analyst ID.....: 002260	
		Instrument ID..: I8		MDL.....: 0.037		
Cadmium	ND	1.0	ug/L	SW846 6020	08/20-08/26/09	LJEH01AT
		Dilution Factor: 1		Analysis Time..: 17:57	Analyst ID.....: 002260	
		Instrument ID..: I8		MDL.....: 0.027		
Cobalt	13.1	1.0	ug/L	SW846 6020	08/20-08/26/09	LJEH01AU
		Dilution Factor: 1		Analysis Time..: 17:57	Analyst ID.....: 002260	
		Instrument ID..: I8		MDL.....: 0.033		
Chromium	0.13 B	2.0	ug/L	SW846 6020	08/20-08/26/09	LJEH01A8
		Dilution Factor: 1		Analysis Time..: 17:57	Analyst ID.....: 002260	
		Instrument ID..: I8		MDL.....: 0.066		
Copper	0.087 B	2.0	ug/L	SW846 6020	08/20-08/26/09	LJEH01AV
		Dilution Factor: 1		Analysis Time..: 17:57	Analyst ID.....: 002260	
		Instrument ID..: I8		MDL.....: 0.064		
Iron	8620	50.0	ug/L	SW846 6020	08/20-08/26/09	LJEH01AW
		Dilution Factor: 1		Analysis Time..: 17:57	Analyst ID.....: 002260	
		Instrument ID..: I8		MDL.....: 11.0		
Manganese	440 J	1.0	ug/L	SW846 6020	08/20-08/26/09	LJEH01A0
		Dilution Factor: 1		Analysis Time..: 17:57	Analyst ID.....: 002260	
		Instrument ID..: I8		MDL.....: 0.14		

(Continued on next page)

Tetra Tech NUS, Inc

Client Sample ID: MRC-MW88A-081809

TOTAL Metals

Lot-Sample #...: A9H190214-004 Matrix.....: WG

PARAMETER	RESULT	REPORTING LIMIT	UNITS	METHOD	PREPARATION-ANALYSIS DATE	WORK ORDER #
Molybdenum	**0.90 B**	**2.0**	**ug/L**	**SW846 6020**	**08/20-08/26/09**	**LJEH01A1**
		Dilution Factor: 1		Analysis Time..: 17:57	Analyst ID.....: 002260	
		Instrument ID..: I8		MDL.....: 0.20		
Nickel	**19.1**	**2.0**	**ug/L**	**SW846 6020**	**08/20-08/26/09**	**LJEH01A2**
		Dilution Factor: 1		Analysis Time..: 17:57	Analyst ID.....: 002260	
		Instrument ID..: I8		MDL.....: 0.10		
Lead	**0.037 B**	**1.0**	**ug/L**	**SW846 6020**	**08/20-08/26/09**	**LJEH01AX**
		Dilution Factor: 1		Analysis Time..: 17:57	Analyst ID.....: 002260	
		Instrument ID..: I8		MDL.....: 0.034		
Antimony	**0.077 B**	**2.0**	**ug/L**	**SW846 6020**	**08/20-08/26/09**	**LJEH01AN**
		Dilution Factor: 1		Analysis Time..: 17:57	Analyst ID.....: 002260	
		Instrument ID..: I8		MDL.....: 0.055		
Selenium	ND	5.0	ug/L	SW846 6020	08/20-08/26/09	LJEH01A3
		Dilution Factor: 1		Analysis Time..: 17:57	Analyst ID.....: 002260	
		Instrument ID..: I8		MDL.....: 0.14		
Thallium	ND	1.0	ug/L	SW846 6020	08/20-08/26/09	LJEH01A5
		Dilution Factor: 1		Analysis Time..: 17:57	Analyst ID.....: 002260	
		Instrument ID..: I8		MDL.....: 0.12		
Vanadium	ND	20.0	ug/L	SW846 6020	08/20-08/26/09	LJEH01A6
		Dilution Factor: 1		Analysis Time..: 17:57	Analyst ID.....: 002260	
		Instrument ID..: I8		MDL.....: 0.60		
Zinc	**17.3 B,J**	**20.0**	**ug/L**	**SW846 6020**	**08/20-08/26/09**	**LJEH01A7**
		Dilution Factor: 1		Analysis Time..: 17:57	Analyst ID.....: 002260	
		Instrument ID..: I8		MDL.....: 0.85		
Mercury	ND	0.20	ug/L	SW846 7470A	08/20/09	LJEH01A9
		Dilution Factor: 1		Analysis Time..: 17:07	Analyst ID.....: 001576	
		Instrument ID..: H4		MDL.....: 0.10		

NOTE(S):

B Estimated result. Result is less than RL.

J Method blank contamination. The associated method blank contains the target analyte at a reportable level.

Tetra Tech NUS, Inc

Client Sample ID: MRC-MW88B-081809

TOTAL Metals

Lot-Sample #...: A9H190214-005 **Matrix.....:** WG
Date Sampled...: 08/18/09 12:02 **Date Received..:** 08/19/09

PARAMETER	RESULT	REPORTING LIMIT	UNITS	METHOD	PREPARATION-ANALYSIS DATE	WORK ORDER #
Prep Batch #...: 9232019						
Silver	ND	1.0	ug/L	SW846 6020	08/20-08/26/09	LJEH71AF
		Dilution Factor: 1		Analysis Time..: 18:05	Analyst ID.....: 002260	
		Instrument ID..: I8		MDL.....: 0.033		
Arsenic	**3.8 B**	**5.0**	**ug/L**	**SW846 6020**	**08/20-08/26/09**	**LJEH71A2**
		Dilution Factor: 1		Analysis Time..: 18:05	Analyst ID.....: 002260	
		Instrument ID..: I8		MDL.....: 0.21		
Barium	**15.4**	**1.0**	**ug/L**	**SW846 6020**	**08/20-08/26/09**	**LJEH71A3**
		Dilution Factor: 1		Analysis Time..: 18:05	Analyst ID.....: 002260	
		Instrument ID..: I8		MDL.....: 0.052		
Beryllium	ND	1.0	ug/L	SW846 6020	08/20-08/26/09	LJEH71A4
		Dilution Factor: 1		Analysis Time..: 18:05	Analyst ID.....: 002260	
		Instrument ID..: I8		MDL.....: 0.037		
Cadmium	ND	1.0	ug/L	SW846 6020	08/20-08/26/09	LJEH71A5
		Dilution Factor: 1		Analysis Time..: 18:05	Analyst ID.....: 002260	
		Instrument ID..: I8		MDL.....: 0.027		
Cobalt	**0.62 B**	**1.0**	**ug/L**	**SW846 6020**	**08/20-08/26/09**	**LJEH71A6**
		Dilution Factor: 1		Analysis Time..: 18:05	Analyst ID.....: 002260	
		Instrument ID..: I8		MDL.....: 0.033		
Chromium	ND	2.0	ug/L	SW846 6020	08/20-08/26/09	LJEH71AK
		Dilution Factor: 1		Analysis Time..: 18:05	Analyst ID.....: 002260	
		Instrument ID..: I8		MDL.....: 0.066		
Copper	**0.11 B**	**2.0**	**ug/L**	**SW846 6020**	**08/20-08/26/09**	**LJEH71A7**
		Dilution Factor: 1		Analysis Time..: 18:05	Analyst ID.....: 002260	
		Instrument ID..: I8		MDL.....: 0.064		
Iron	**15300**	**50.0**	**ug/L**	**SW846 6020**	**08/20-08/26/09**	**LJEH71A8**
		Dilution Factor: 1		Analysis Time..: 18:05	Analyst ID.....: 002260	
		Instrument ID..: I8		MDL.....: 11.0		
Manganese	**210 J**	**1.0**	**ug/L**	**SW846 6020**	**08/20-08/26/09**	**LJEH71AA**
		Dilution Factor: 1		Analysis Time..: 18:05	Analyst ID.....: 002260	
		Instrument ID..: I8		MDL.....: 0.14		

(Continued on next page)

Tetra Tech NUS, Inc

Client Sample ID: MRC-MW88B-081809

TOTAL Metals

Lot-Sample #...: A9H190214-005 **Matrix.....:** WG

PARAMETER	RESULT	REPORTING LIMIT	UNITS	METHOD	PREPARATION-ANALYSIS DATE	WORK ORDER #
Molybdenum	**0.55 B**	2.0	**ug/L**	**SW846 6020**	**08/20-08/26/09**	**LJEH71AC**
		Dilution Factor: 1		Analysis Time..: 18:05	Analyst ID.....: 002260	
		Instrument ID..: I8		MDL.....: 0.20		
Nickel	**0.91 B**	2.0	**ug/L**	**SW846 6020**	**08/20-08/26/09**	**LJEH71AD**
		Dilution Factor: 1		Analysis Time..: 18:05	Analyst ID.....: 002260	
		Instrument ID..: I8		MDL.....: 0.10		
Lead	ND	1.0	ug/L	SW846 6020	08/20-08/26/09	LJEH71A9
		Dilution Factor: 1		Analysis Time..: 18:05	Analyst ID.....: 002260	
		Instrument ID..: I8		MDL.....: 0.034		
Antimony	**0.10 B**	2.0	**ug/L**	**SW846 6020**	**08/20-08/26/09**	**LJEH71A1**
		Dilution Factor: 1		Analysis Time..: 18:05	Analyst ID.....: 002260	
		Instrument ID..: I8		MDL.....: 0.055		
Selenium	ND	5.0	ug/L	SW846 6020	08/20-08/26/09	LJEH71AE
		Dilution Factor: 1		Analysis Time..: 18:05	Analyst ID.....: 002260	
		Instrument ID..: I8		MDL.....: 0.14		
Thallium	ND	1.0	ug/L	SW846 6020	08/20-08/26/09	LJEH71AG
		Dilution Factor: 1		Analysis Time..: 18:05	Analyst ID.....: 002260	
		Instrument ID..: I8		MDL.....: 0.12		
Vanadium	ND	20.0	ug/L	SW846 6020	08/20-08/26/09	LJEH71AH
		Dilution Factor: 1		Analysis Time..: 18:05	Analyst ID.....: 002260	
		Instrument ID..: I8		MDL.....: 0.60		
Zinc	**8.2 B,J**	20.0	**ug/L**	**SW846 6020**	**08/20-08/26/09**	**LJEH71AJ**
		Dilution Factor: 1		Analysis Time..: 18:05	Analyst ID.....: 002260	
		Instrument ID..: I8		MDL.....: 0.85		
Mercury	ND	0.20	ug/L	SW846 7470A	08/20/09	LJEH71AL
		Dilution Factor: 1		Analysis Time..: 17:01	Analyst ID.....: 001576	
		Instrument ID..: H4 -		MDL.....: 0.10		

NOTE(S):

B Estimated result. Result is less than RL.

J Method blank contamination. The associated method blank contains the target analyte at a reportable level.

Tetra Tech NUS, Inc

Client Sample ID: MRC-MW90B-081809

TOTAL Metals

Lot-Sample #...: A9H190214-006 **Matrix.....:** WG
Date Sampled...: 08/18/09 15:15 **Date Received..:** 08/19/09

PARAMETER	RESULT	REPORTING LIMIT	UNITS	METHOD	PREPARATION-ANALYSIS DATE	WORK ORDER #
Prep Batch #...: 9232019						
Silver	ND	1.0	ug/L	SW846 6020	08/20-08/26/09	LJEH91AR
		Dilution Factor: 1		Analysis Time..: 18:13	Analyst ID.....: 002260	
		Instrument ID..: I8		MDL.....: 0.033		
Arsenic	**2.0 B**	**5.0**	**ug/L**	**SW846 6020**	**08/20-08/26/09**	**LJEH91AD**
		Dilution Factor: 1		Analysis Time..: 18:13	Analyst ID.....: 002260	
		Instrument ID..: I8		MDL.....: 0.21		
Barium	**143**	**1.0**	**ug/L**	**SW846 6020**	**08/20-08/26/09**	**LJEH91AE**
		Dilution Factor: 1		Analysis Time..: 18:13	Analyst ID.....: 002260	
		Instrument ID..: I8		MDL.....: 0.052		
Beryllium	**0.041 B**	**1.0**	**ug/L**	**SW846 6020**	**08/20-08/26/09**	**LJEH91AF**
		Dilution Factor: 1		Analysis Time..: 18:13	Analyst ID.....: 002260	
		Instrument ID..: I8		MDL.....: 0.037		
Cadmium	ND	1.0	ug/L	SW846 6020	08/20-08/26/09	LJEH91AG
		Dilution Factor: 1		Analysis Time..: 18:13	Analyst ID.....: 002260	
		Instrument ID..: I8		MDL.....: 0.027		
Cobalt	**2.3**	**1.0**	**ug/L**	**SW846 6020**	**08/20-08/26/09**	**LJEH91AH**
		Dilution Factor: 1		Analysis Time..: 18:13	Analyst ID.....: 002260	
		Instrument ID..: I8		MDL.....: 0.033		
Chromium	**2.9**	**2.0**	**ug/L**	**SW846 6020**	**08/20-08/26/09**	**LJEH91AW**
		Dilution Factor: 1		Analysis Time..: 18:13	Analyst ID.....: 002260	
		Instrument ID..: I8		MDL.....: 0.066		
Copper	**1.0 B**	**2.0**	**ug/L**	**SW846 6020**	**08/20-08/26/09**	**LJEH91AJ**
		Dilution Factor: 1		Analysis Time..: 18:13	Analyst ID.....: 002260	
		Instrument ID..: I8		MDL.....: 0.064		
Iron	**2080**	**50.0**	**ug/L**	**SW846 6020**	**08/20-08/26/09**	**LJEH91AK**
		Dilution Factor: 1		Analysis Time..: 18:13	Analyst ID.....: 002260	
		Instrument ID..: I8		MDL.....: 11.0		
Manganese	**132 J**	**1.0**	**ug/L**	**SW846 6020**	**08/20-08/26/09**	**LJEH91AM**
		Dilution Factor: 1		Analysis Time..: 18:13	Analyst ID.....: 002260	
		Instrument ID..: I8		MDL.....: 0.14		

(Continued on next page)

Tetra Tech NUS, Inc

Client Sample ID: MRC-MW90B-081809

TOTAL Metals

Lot-Sample #...: A9H190214-006 Matrix.....: WG

PARAMETER	RESULT	REPORTING LIMIT	UNITS	METHOD	PREPARATION-ANALYSIS DATE	WORK ORDER #
Molybdenum	2.1	2.0	ug/L	SW846 6020	08/20-08/26/09	LJEH91AN
		Dilution Factor: 1		Analysis Time..: 18:13	Analyst ID.....: 002260	
		Instrument ID..: I8		MDL.....: 0.20		
Nickel	1.8 B	2.0	ug/L	SW846 6020	08/20-08/26/09	LJEH91AP
		Dilution Factor: 1		Analysis Time..: 18:13	Analyst ID.....: 002260	
		Instrument ID..: I8		MDL.....: 0.10		
Lead	0.42 B	1.0	ug/L	SW846 6020	08/20-08/26/09	LJEH91AL
		Dilution Factor: 1		Analysis Time..: 18:13	Analyst ID.....: 002260	
		Instrument ID..: I8		MDL.....: 0.034		
Antimony	0.15 B	2.0	ug/L	SW846 6020	08/20-08/26/09	LJEH91AC
		Dilution Factor: 1		Analysis Time..: 18:13	Analyst ID.....: 002260	
		Instrument ID..: I8		MDL.....: 0.055		
Selenium	0.16 B	5.0	ug/L	SW846 6020	08/20-08/26/09	LJEH91AQ
		Dilution Factor: 1		Analysis Time..: 18:13	Analyst ID.....: 002260	
		Instrument ID..: I8		MDL.....: 0.14		
Thallium	ND	1.0	ug/L	SW846 6020	08/20-08/26/09	LJEH91AT
		Dilution Factor: 1		Analysis Time..: 18:13	Analyst ID.....: 002260	
		Instrument ID..: I8		MDL.....: 0.12		
Vanadium	2.1 B	20.0	ug/L	SW846 6020	08/20-08/26/09	LJEH91AU
		Dilution Factor: 1		Analysis Time..: 18:13	Analyst ID.....: 002260	
		Instrument ID..: I8		MDL.....: 0.60		
Zinc	31.3 J	20.0	ug/L	SW846 6020	08/20-08/26/09	LJEH91AV
		Dilution Factor: 1		Analysis Time..: 18:13	Analyst ID.....: 002260	
		Instrument ID..: I8		MDL.....: 0.85		
Mercury	ND	0.20	ug/L	SW846 7470A	08/20/09	LJEH91AX
		Dilution Factor: 1		Analysis Time..: 17:04	Analyst ID.....: 001576	
		Instrument ID..: H4		MDL.....: 0.10		

NOTE(S):

B Estimated result. Result is less than RL.

J Method blank contamination. The associated method blank contains the target analyte at a reportable level.

Tetra Tech NUS, Inc

Client Sample ID: MRC-74B-081709

DISSOLVED Metals

Lot-Sample #...: A9H190214-003 **Matrix.....:** WG
Date Sampled...: 08/17/09 15:46 **Date Received..:** 08/19/09

PARAMETER	RESULT	REPORTING LIMIT	UNITS	METHOD	PREPARATION-ANALYSIS DATE	WORK ORDER #
Prep Batch #...: 9232019						
Silver	ND	1.0	ug/L	SW846 6020	08/20-08/26/09	LJEHX1CE
		Dilution Factor: 1		Analysis Time..: 17:53	Analyst ID.....: 002260	
		Instrument ID..: I8		MDL.....: 0.033		
Arsenic	ND	5.0	ug/L	SW846 6020	08/20-08/26/09	LJEHX1AC
		Dilution Factor: 1		Analysis Time..: 17:53	Analyst ID.....: 002260	
		Instrument ID..: I8		MDL.....: 0.21		
Barium	**32.4**	**1.0**	**ug/L**	**SW846 6020**	**08/20-08/26/09**	**LJEHX1AD**
		Dilution Factor: 1		Analysis Time..: 17:53	Analyst ID.....: 002260	
		Instrument ID..: I8		MDL.....: 0.052		
Beryllium	**0.30 B**	**1.0**	**ug/L**	**SW846 6020**	**08/20-08/26/09**	**LJEHX1AE**
		Dilution Factor: 1		Analysis Time..: 17:53	Analyst ID.....: 002260	
		Instrument ID..: I8		MDL.....: 0.037		
Cadmium	**0.13 B**	**1.0**	**ug/L**	**SW846 6020**	**08/20-08/26/09**	**LJEHX1AF**
		Dilution Factor: 1		Analysis Time..: 17:53	Analyst ID.....: 002260	
		Instrument ID..: I8		MDL.....: 0.027		
Cobalt	**31.0**	**1.0**	**ug/L**	**SW846 6020**	**08/20-08/26/09**	**LJEHX1AG**
		Dilution Factor: 1		Analysis Time..: 17:53	Analyst ID.....: 002260	
		Instrument ID..: I8		MDL.....: 0.033		
Chromium	**0.12 B**	**2.0**	**ug/L**	**SW846 6020**	**08/20-08/26/09**	**LJEHX1CJ**
		Dilution Factor: 1		Analysis Time..: 17:53	Analyst ID.....: 002260	
		Instrument ID..: I8		MDL.....: 0.066		
Copper	**0.74 B**	**2.0**	**ug/L**	**SW846 6020**	**08/20-08/26/09**	**LJEHX1AH**
		Dilution Factor: 1		Analysis Time..: 17:53	Analyst ID.....: 002260	
		Instrument ID..: I8		MDL.....: 0.064		
Iron	**16.7 B**	**50.0**	**ug/L**	**SW846 6020**	**08/20-08/26/09**	**LJEHX1AJ**
		Dilution Factor: 1		Analysis Time..: 17:53	Analyst ID.....: 002260	
		Instrument ID..: I8		MDL.....: 11.0		
Manganese	**418 J**	**1.0**	**ug/L**	**SW846 6020**	**08/20-08/26/09**	**LJEHX1AL**
		Dilution Factor: 1		Analysis Time..: 17:53	Analyst ID.....: 002260	
		Instrument ID..: I8		MDL.....: 0.14		

(Continued on next page)

Tetra Tech NUS, Inc

Client Sample ID: MRC-74B-081709

DISSOLVED Metals

Lot-Sample #...: A9H190214-003 **Matrix.....:** WG

PARAMETER	RESULT	REPORTING LIMIT	UNITS	METHOD	PREPARATION-ANALYSIS DATE	WORK ORDER #
Molybdenum	ND	2.0	ug/L	SW846 6020	08/20-08/26/09	LJEHX1CA
		Dilution Factor: 1		Analysis Time..: 17:53	Analyst ID.....: 002260	
		Instrument ID..: I8		MDL.....: 0.20		
Nickel	21.5	2.0	ug/L	SW846 6020	08/20-08/26/09	LJEHX1CC
		Dilution Factor: 1		Analysis Time..: 17:53	Analyst ID.....: 002260	
		Instrument ID..: I8		MDL.....: 0.10		
Lead	0.056 B	1.0	ug/L	SW846 6020	08/20-08/26/09	LJEHX1AK
		Dilution Factor: 1		Analysis Time..: 17:53	Analyst ID.....: 002260	
		Instrument ID..: I8		MDL.....: 0.034		
Antimony	ND	2.0	ug/L	SW846 6020	08/20-08/26/09	LJEHX1AA
		Dilution Factor: 1		Analysis Time..: 17:53	Analyst ID.....: 002260	
		Instrument ID..: I8		MDL.....: 0.055		
Selenium	0.24 B	5.0	ug/L	SW846 6020	08/20-08/26/09	LJEHX1CD
		Dilution Factor: 1		Analysis Time..: 17:53	Analyst ID.....: 002260	
		Instrument ID..: I8		MDL.....: 0.14		
Thallium	ND	1.0	ug/L	SW846 6020	08/20-08/26/09	LJEHX1CF
		Dilution Factor: 1		Analysis Time..: 17:53	Analyst ID.....: 002260	
		Instrument ID..: I8		MDL.....: 0.12		
Vanadium	ND	20.0	ug/L	SW846 6020	08/20-08/26/09	LJEHX1CG
		Dilution Factor: 1		Analysis Time..: 17:53	Analyst ID.....: 002260	
		Instrument ID..: I8		MDL.....: 0.60		
Zinc	306 J	20.0	ug/L	SW846 6020	08/20-08/26/09	LJEHX1CH
		Dilution Factor: 1		Analysis Time..: 17:53	Analyst ID.....: 002260	
		Instrument ID..: I8		MDL.....: 0.85		
Mercury	ND	0.20	ug/L	SW846 7470A	08/20/09	LJEHX1CK
		Dilution Factor: 1		Analysis Time..: 17:14	Analyst ID.....: 001576	
		Instrument ID..: H4		MDL.....: 0.10		

NOTE(S):

B Estimated result. Result is less than RL.

J Method blank contamination. The associated method blank contains the target analyte at a reportable level.

Tetra Tech NUS, Inc

Client Sample ID: MRC-78B-081709

DISSOLVED Metals

Lot-Sample #...: A9H190214-002 **Matrix.....:** WG
Date Sampled...: 08/17/09 12:04 **Date Received..:** 08/19/09

PARAMETER	RESULT	REPORTING LIMIT	UNITS	METHOD	PREPARATION-ANALYSIS DATE	WORK ORDER #
Prep Batch #...: 9232019						
Silver	ND	1.0	ug/L	SW846 6020	08/20-08/26/09	LJEHQ1CE
		Dilution Factor: 1		Analysis Time..: 17:36	Analyst ID.....: 002260	
		Instrument ID..: I8		MDL.....: 0.033		
Arsenic	**0.89 B**	**5.0**	**ug/L**	**SW846 6020**	**08/20-08/26/09**	**LJEHQ1A1**
		Dilution Factor: 1		Analysis Time..: 17:36	Analyst ID.....: 002260	
		Instrument ID..: I8		MDL.....: 0.21		
Barium	**147**	**1.0**	**ug/L**	**SW846 6020**	**08/20-08/26/09**	**LJEHQ1A2**
		Dilution Factor: 1		Analysis Time..: 17:36	Analyst ID.....: 002260	
		Instrument ID..: I8		MDL.....: 0.052		
Beryllium	**0.087 B**	**1.0**	**ug/L**	**SW846 6020**	**08/20-08/26/09**	**LJEHQ1A3**
		Dilution Factor: 1		Analysis Time..: 17:36	Analyst ID.....: 002260	
		Instrument ID..: I8		MDL.....: 0.037		
Cadmium	**0.029 B**	**1.0**	**ug/L**	**SW846 6020**	**08/20-08/26/09**	**LJEHQ1A4**
		Dilution Factor: 1		Analysis Time..: 17:36	Analyst ID.....: 002260	
		Instrument ID..: I8		MDL.....: 0.027		
Cobalt	**43.3**	**1.0**	**ug/L**	**SW846 6020**	**08/20-08/26/09**	**LJEHQ1A5**
		Dilution Factor: 1		Analysis Time..: 17:36	Analyst ID.....: 002260	
		Instrument ID..: I8		MDL.....: 0.033		
Chromium	**0.27 B**	**2.0**	**ug/L**	**SW846 6020**	**08/20-08/26/09**	**LJEHQ1CJ**
		Dilution Factor: 1		Analysis Time..: 17:36	Analyst ID.....: 002260	
		Instrument ID..: I8		MDL.....: 0.066		
Copper	**0.34 B**	**2.0**	**ug/L**	**SW846 6020**	**08/20-08/26/09**	**LJEHQ1A6**
		Dilution Factor: 1		Analysis Time..: 17:36	Analyst ID.....: 002260	
		Instrument ID..: I8		MDL.....: 0.064		
Iron	**29700**	**50.0**	**ug/L**	**SW846 6020**	**08/20-08/26/09**	**LJEHQ1A7**
		Dilution Factor: 1		Analysis Time..: 17:36	Analyst ID.....: 002260	
		Instrument ID..: I8		MDL.....: 11.0		
Manganese	**2200 J**	**1.0**	**ug/L**	**SW846 6020**	**08/20-08/26/09**	**LJEHQ1A9**
		Dilution Factor: 1		Analysis Time..: 17:36	Analyst ID.....: 002260	
		Instrument ID..: I8		MDL.....: 0.14		

(Continued on next page)

Tetra Tech NUS, Inc

Client Sample ID: MRC-78B-081709

DISSOLVED Metals

Lot-Sample #...: A9H190214-002 **Matrix.....:** WG

PARAMETER	RESULT	REPORTING LIMIT	UNITS	METHOD	PREPARATION-ANALYSIS DATE	WORK ORDER #
Molybdenum	**0.41 B**	**2.0**	**ug/L**	**SW846 6020**	**08/20-08/26/09**	**LJEHQ1CA**
		Dilution Factor: 1		Analysis Time..: 17:36	Analyst ID.....: 002260	
		Instrument ID..: I8		MDL.....: 0.20		
Nickel	**65.2**	**2.0**	**ug/L**	**SW846 6020**	**08/20-08/26/09**	**LJEHQ1CC**
		Dilution Factor: 1		Analysis Time..: 17:36	Analyst ID.....: 002260	
		Instrument ID..: I8		MDL.....: 0.10		
Lead	**0.066 B**	**1.0**	**ug/L**	**SW846 6020**	**08/20-08/26/09**	**LJEHQ1A8**
		Dilution Factor: 1		Analysis Time..: 17:36	Analyst ID.....: 002260	
		Instrument ID..: I8		MDL.....: 0.034		
Antimony	**0.19 B**	**2.0**	**ug/L**	**SW846 6020**	**08/20-08/26/09**	**LJEHQ1A0**
		Dilution Factor: 1		Analysis Time..: 17:36	Analyst ID.....: 002260	
		Instrument ID..: I8		MDL.....: 0.055		
Selenium	**0.38 B**	**5.0**	**ug/L**	**SW846 6020**	**08/20-08/26/09**	**LJEHQ1CD**
		Dilution Factor: 1		Analysis Time..: 17:36	Analyst ID.....: 002260	
		Instrument ID..: I8		MDL.....: 0.14		
Thallium	ND	1.0	ug/L	SW846 6020	08/20-08/26/09	LJEHQ1CF
		Dilution Factor: 1		Analysis Time..: 17:36	Analyst ID.....: 002260	
		Instrument ID..: I8		MDL.....: 0.12		
Vanadium	ND	20.0	ug/L	SW846 6020	08/20-08/26/09	LJEHQ1CG
		Dilution Factor: 1		Analysis Time..: 17:36	Analyst ID.....: 002260	
		Instrument ID..: I8		MDL.....: 0.60		
Zinc	**36.3 J**	**20.0**	**ug/L**	**SW846 6020**	**08/20-08/26/09**	**LJEHQ1CH**
		Dilution Factor: 1		Analysis Time..: 17:36	Analyst ID.....: 002260	
		Instrument ID..: I8		MDL.....: 0.85		
Mercury	ND	0.20	ug/L	SW846 7470A	08/20/09	LJEHQ1CK
		Dilution Factor: 1		Analysis Time..: 16:58	Analyst ID.....: 001576	
		Instrument ID..: H4		MDL.....: 0.10		

NOTE(S):

B Estimated result. Result is less than RL.

J Method blank contamination. The associated method blank contains the target analyte at a reportable level.

Tetra Tech NUS, Inc

Client Sample ID: MRC-MW43A-082109

DISSOLVED Metals

Lot-Sample #...: A9H220139-007 **Matrix.....:** WG
Date Sampled...: 08/21/09 14:03 **Date Received..:** 08/22/09

PARAMETER	RESULT	REPORTING LIMIT	UNITS	METHOD	PREPARATION-ANALYSIS DATE	WORK ORDER #
Prep Batch #...: 9236015						
Silver	ND	1.0	ug/L	SW846 6020	08/24-08/31/09	LJLXV1CG
		Dilution Factor: 1		Analysis Time..: 10:38	Analyst ID.....: 002260	
		Instrument ID..: I8		MDL.....: 0.033		
Arsenic	ND	5.0	ug/L	SW846 6020	08/24-08/31/09	LJLXV1AC
		Dilution Factor: 1		Analysis Time..: 10:38	Analyst ID.....: 002260	
		Instrument ID..: I8		MDL.....: 0.21		
Barium	**29.5 J**	**1.0**	**ug/L**	**SW846 6020**	**08/24-08/31/09**	**LJLXV1AD**
		Dilution Factor: 1		Analysis Time..: 10:38	Analyst ID.....: 002260	
		Instrument ID..: I8		MDL.....: 0.052		
Beryllium	**0.77 B**	**1.0**	**ug/L**	**SW846 6020**	**08/24-09/03/09**	**LJLXV1AE**
		Dilution Factor: 1		Analysis Time..: 09:32	Analyst ID.....: 002260	
		Instrument ID..: I8		MDL.....: 0.037		
Cadmium	**0.049 B**	**1.0**	**ug/L**	**SW846 6020**	**08/24-08/31/09**	**LJLXV1AF**
		Dilution Factor: 1		Analysis Time..: 10:38	Analyst ID.....: 002260	
		Instrument ID..: I8		MDL.....: 0.027		
Cobalt	**36.6**	**1.0**	**ug/L**	**SW846 6020**	**08/24-08/31/09**	**LJLXV1AG**
		Dilution Factor: 1		Analysis Time..: 10:38	Analyst ID.....: 002260	
		Instrument ID..: I8		MDL.....: 0.033		
Chromium	**0.095 B,J**	**2.0**	**ug/L**	**SW846 6020**	**08/24-08/31/09**	**LJLXV1CL**
		Dilution Factor: 1		Analysis Time..: 10:38	Analyst ID.....: 002260	
		Instrument ID..: I8		MDL.....: 0.066		
Copper	**0.56 B,J**	**2.0**	**ug/L**	**SW846 6020**	**08/24-08/31/09**	**LJLXV1AH**
		Dilution Factor: 1		Analysis Time..: 10:38	Analyst ID.....: 002260	
		Instrument ID..: I8		MDL.....: 0.064		
Iron	**4950 J**	**50.0**	**ug/L**	**SW846 6020**	**08/24-08/31/09**	**LJLXV1AJ**
		Dilution Factor: 1		Analysis Time..: 10:38	Analyst ID.....: 002260	
		Instrument ID..: I8		MDL.....: 11.0		
Manganese	**830 J**	**1.0**	**ug/L**	**SW846 6020**	**08/24-08/31/09**	**LJLXV1AL**
		Dilution Factor: 1		Analysis Time..: 10:38	Analyst ID.....: 002260	
		Instrument ID..: I8		MDL.....: 0.14		

(Continued on next page)

Tetra Tech NUS, Inc

Client Sample ID: MRC-MW43A-082109

DISSOLVED Metals

Lot-Sample #...: A9H220139-007 **Matrix.....:** WG

PARAMETER	RESULT	REPORTING LIMIT	UNITS	METHOD	PREPARATION-ANALYSIS DATE	WORK ORDER #
Molybdenum	ND	2.0	ug/L	SW846 6020	08/24-08/31/09	LJLXV1CD
		Dilution Factor: 1		Analysis Time..: 10:38	Analyst ID.....: 002260	
		Instrument ID..: I8		MDL.....: 0.20		
Nickel	**34.6 J**	**2.0**	**ug/L**	**SW846 6020**	**08/24-08/31/09**	**LJLXV1CE**
		Dilution Factor: 1		Analysis Time..: 10:38	Analyst ID.....: 002260	
		Instrument ID..: I8		MDL.....: 0.10		
Lead	**0.074 B,J**	**1.0**	**ug/L**	**SW846 6020**	**08/24-08/31/09**	**LJLXV1AK**
		Dilution Factor: 1		Analysis Time..: 10:38	Analyst ID.....: 002260	
		Instrument ID..: I8		MDL.....: 0.034		
Antimony	ND	2.0	ug/L	SW846 6020	08/24-08/31/09	LJLXV1AA
		Dilution Factor: 1		Analysis Time..: 10:38	Analyst ID.....: 002260	
		Instrument ID..: I8		MDL.....: 0.055		
Selenium	ND	5.0	ug/L	SW846 6020	08/24-08/31/09	LJLXV1CF
		Dilution Factor: 1		Analysis Time..: 10:38	Analyst ID.....: 002260	
		Instrument ID..: I8		MDL.....: 0.14		
Thallium	ND	1.0	ug/L	SW846 6020	08/24-08/31/09	LJLXV1CH
		Dilution Factor: 1		Analysis Time..: 10:38	Analyst ID.....: 002260	
		Instrument ID..: I8		MDL.....: 0.12		
Vanadium	ND	20.0	ug/L	SW846 6020	08/24-08/31/09	LJLXV1CJ
		Dilution Factor: 1		Analysis Time..: 10:38	Analyst ID.....: 002260	
		Instrument ID..: I8		MDL.....: 0.60		
Zinc	**52.5 J**	**20.0**	**ug/L**	**SW846 6020**	**08/24-08/31/09**	**LJLXV1CK**
		Dilution Factor: 1		Analysis Time..: 10:38	Analyst ID.....: 002260	
		Instrument ID..: I8		MDL.....: 0.85		
Mercury	ND	0.20	ug/L	SW846 7470A	08/24-08/25/09	LJLXV1CM
		Dilution Factor: 1		Analysis Time..: 15:12	Analyst ID.....: 001576	
		Instrument ID..: H1		MDL.....: 0.10		

NOTE(S):

J Method blank contamination. The associated method blank contains the target analyte at a reportable level.

B Estimated result. Result is less than RL.

Tetra Tech NUS, Inc

Client Sample ID: MRC-MW80A-082009

DISSOLVED Metals

Lot-Sample #...: A9H220139-002 **Matrix.....:** WG
Date Sampled...: 08/20/09 11:45 **Date Received..:** 08/22/09

PARAMETER	RESULT	REPORTING LIMIT	UNITS	METHOD	PREPARATION-ANALYSIS DATE	WORK ORDER #
Prep Batch #...: 9236015						
Silver	ND	1.0	ug/L	SW846 6020	08/24-08/31/09	LJLXM1CE
		Dilution Factor: 1		Analysis Time..: 09:37	Analyst ID.....: 002260	
		Instrument ID..: I8		MDL.....: 0.033		
Arsenic	**0.93 B**	**5.0**	**ug/L**	**SW846 6020**	**08/24-08/31/09**	**LJLXM1A1**
		Dilution Factor: 1		Analysis Time..: 09:37	Analyst ID.....: 002260	
		Instrument ID..: I8		MDL.....: 0.21		
Barium	**38.8 J**	**1.0**	**ug/L**	**SW846 6020**	**08/24-08/31/09**	**LJLXM1A2**
		Dilution Factor: 1		Analysis Time..: 09:37	Analyst ID.....: 002260	
		Instrument ID..: I8		MDL.....: 0.052		
Beryllium	**0.87 B**	**1.0**	**ug/L**	**SW846 6020**	**08/24-08/31/09**	**LJLXM1A3**
		Dilution Factor: 1		Analysis Time..: 09:37	Analyst ID.....: 002260	
		Instrument ID..: I8		MDL.....: 0.037		
Cadmium	**0.14 B**	**1.0**	**ug/L**	**SW846 6020**	**08/24-08/31/09**	**LJLXM1A4**
		Dilution Factor: 1		Analysis Time..: 09:37	Analyst ID.....: 002260	
		Instrument ID..: I8		MDL.....: 0.027		
Cobalt	**12.1**	**1.0**	**ug/L**	**SW846 6020**	**08/24-08/31/09**	**LJLXM1A5**
		Dilution Factor: 1		Analysis Time..: 09:37	Analyst ID.....: 002260	
		Instrument ID..: I8		MDL.....: 0.033		
Chromium	**0.38 B,J**	**2.0**	**ug/L**	**SW846 6020**	**08/24-08/31/09**	**LJLXM1CJ**
		Dilution Factor: 1		Analysis Time..: 09:37	Analyst ID.....: 002260	
		Instrument ID..: I8		MDL.....: 0.066		
Copper	**0.66 B,J**	**2.0**	**ug/L**	**SW846 6020**	**08/24-08/31/09**	**LJLXM1A6**
		Dilution Factor: 1		Analysis Time..: 09:37	Analyst ID.....: 002260	
		Instrument ID..: I8		MDL.....: 0.064		
Iron	**94.6 J**	**50.0**	**ug/L**	**SW846 6020**	**08/24-08/31/09**	**LJLXM1A7**
		Dilution Factor: 1		Analysis Time..: 09:37	Analyst ID.....: 002260	
		Instrument ID..: I8		MDL.....: 11.0		
Manganese	**1850 J**	**1.0**	**ug/L**	**SW846 6020**	**08/24-08/31/09**	**LJLXM1A9**
		Dilution Factor: 1		Analysis Time..: 09:37	Analyst ID.....: 002260	
		Instrument ID..: I8		MDL.....: 0.14		

(Continued on next page)

Tetra Tech NUS, Inc

Client Sample ID: MRC-MW80A-082009

DISSOLVED Metals

Lot-Sample #...: A9H220139-002 **Matrix.....:** WG

PARAMETER	RESULT	REPORTING LIMIT	UNITS	METHOD	PREPARATION-ANALYSIS DATE	WORK ORDER #
Molybdenum	**0.70 B**	**2.0**	**ug/L**	**SW846 6020**	**08/24-08/31/09**	**LJLXM1CA**
		Dilution Factor: 1		Analysis Time..: 09:37	Analyst ID.....: 002260	
		Instrument ID..: I8		MDL.....: 0.20		
Nickel	**67.8 J**	**2.0**	**ug/L**	**SW846 6020**	**08/24-08/31/09**	**LJLXM1CC**
		Dilution Factor: 1		Analysis Time..: 09:37	Analyst ID.....: 002260	
		Instrument ID..: I8		MDL.....: 0.10		
Lead	**0.11 B,J**	**1.0**	**ug/L**	**SW846 6020**	**08/24-08/31/09**	**LJLXM1A8**
		Dilution Factor: 1		Analysis Time..: 09:37	Analyst ID.....: 002260	
		Instrument ID..: I8		MDL.....: 0.034		
Antimony	**0.14 B**	**2.0**	**ug/L**	**SW846 6020**	**08/24-08/31/09**	**LJLXM1A0**
		Dilution Factor: 1		Analysis Time..: 09:37	Analyst ID.....: 002260	
		Instrument ID..: I8		MDL.....: 0.055		
Selenium	ND	5.0	ug/L	SW846 6020	08/24-08/31/09	LJLXM1CD
		Dilution Factor: 1		Analysis Time..: 09:37	Analyst ID.....: 002260	
		Instrument ID..: I8		MDL.....: 0.14		
Thallium	ND	1.0	ug/L	SW846 6020	08/24-08/31/09	LJLXM1CF
		Dilution Factor: 1		Analysis Time..: 09:37	Analyst ID.....: 002260	
		Instrument ID..: I8		MDL.....: 0.12		
Vanadium	ND	20.0	ug/L	SW846 6020	08/24-08/31/09	LJLXM1CG
		Dilution Factor: 1		Analysis Time..: 09:37	Analyst ID.....: 002260	
		Instrument ID..: I8		MDL.....: 0.60		
Zinc	**47.6 J**	**20.0**	**ug/L**	**SW846 6020**	**08/24-08/31/09**	**LJLXM1CH**
		Dilution Factor: 1		Analysis Time..: 09:37	Analyst ID.....: 002260	
		Instrument ID..: I8		MDL.....: 0.85		
Mercury	ND	0.20	ug/L	SW846 7470A	08/24-08/25/09	LJLXM1CK
		Dilution Factor: 1		Analysis Time..: 15:03	Analyst ID.....: 001576	
		Instrument ID..: H1		MDL.....: 0.10		

NOTE(S):

B Estimated result. Result is less than RL.

J Method blank contamination. The associated method blank contains the target analyte at a reportable level.

Tetra Tech NUS, Inc

Client Sample ID: MRC-MW80B-082009

DISSOLVED Metals

Lot-Sample #...: A9H220139-003 **Matrix.....:** WG
Date Sampled...: 08/20/09 15:14 **Date Received..:** 08/22/09

PARAMETER	RESULT	REPORTING LIMIT	UNITS	METHOD	PREPARATION-ANALYSIS DATE	WORK ORDER #
Prep Batch #...: 9236015						
Silver	ND	1.0	ug/L	SW846 6020	08/24-08/31/09	LJLXN1CE
		Dilution Factor: 1		Analysis Time..: 10:05	Analyst ID.....: 002260	
		Instrument ID..: I8		MDL.....: 0.033		
Arsenic	**0.28 B**	**5.0**	**ug/L**	**SW846 6020**	**08/24-08/31/09**	**LJLXN1AC**
		Dilution Factor: 1		Analysis Time..: 10:05	Analyst ID.....: 002260	
		Instrument ID..: I8		MDL.....: 0.21		
Barium	**102 J**	**1.0**	**ug/L**	**SW846 6020**	**08/24-08/31/09**	**LJLXN1AD**
		Dilution Factor: 1		Analysis Time..: 10:05	Analyst ID.....: 002260	
		Instrument ID..: I8		MDL.....: 0.052		
Beryllium	ND	1.0	ug/L	SW846 6020	08/24-09/03/09	LJLXN1AE
		Dilution Factor: 1		Analysis Time..: 08:58	Analyst ID.....: 002260	
		Instrument ID..: I8		MDL.....: 0.037		
Cadmium	ND	1.0	ug/L	SW846 6020	08/24-08/31/09	LJLXN1AF
		Dilution Factor: 1		Analysis Time..: 10:05	Analyst ID.....: 002260	
		Instrument ID..: I8		MDL.....: 0.027		
Cobalt	**17.3**	**1.0**	**ug/L**	**SW846 6020**	**08/24-08/31/09**	**LJLXN1AG**
		Dilution Factor: 1		Analysis Time..: 10:05	Analyst ID.....: 002260	
		Instrument ID..: I8		MDL.....: 0.033		
Chromium	ND	2.0	ug/L	SW846 6020	08/24-08/31/09	LJLXN1CJ
		Dilution Factor: 1		Analysis Time..: 10:05	Analyst ID.....: 002260	
		Instrument ID..: I8		MDL.....: 0.066		
Copper	**0.26 B,J**	**2.0**	**ug/L**	**SW846 6020**	**08/24-08/31/09**	**LJLXN1AH**
		Dilution Factor: 1		Analysis Time..: 10:05	Analyst ID.....: 002260	
		Instrument ID..: I8		MDL.....: 0.064		
Iron	**4530 J**	**50.0**	**ug/L**	**SW846 6020**	**08/24-08/31/09**	**LJLXN1AJ**
		Dilution Factor: 1		Analysis Time..: 10:05	Analyst ID.....: 002260	
		Instrument ID..: I8		MDL.....: 11.0		
Manganese	**1680 J**	**1.0**	**ug/L**	**SW846 6020**	**08/24-08/31/09**	**LJLXN1AL**
		Dilution Factor: 1		Analysis Time..: 10:05	Analyst ID.....: 002260	
		Instrument ID..: I8		MDL.....: 0.14		

(Continued on next page)

Tetra Tech NUS, Inc

Client Sample ID: MRC-MW80B-082009

DISSOLVED Metals

Lot-Sample #...: A9H220139-003 **Matrix.....:** WG

PARAMETER	RESULT	REPORTING LIMIT	UNITS	METHOD	PREPARATION-ANALYSIS DATE	WORK ORDER #
Molybdenum	**1.1 B**	**2.0**	**ug/L**	**SW846 6020**	**08/24-08/31/09**	**LJLXN1CA**
		Dilution Factor: 1		Analysis Time..: 10:05	Analyst ID.....: 002260	
		Instrument ID..: I8		MDL.....: 0.20		
Nickel	**26.0 J**	**2.0**	**ug/L**	**SW846 6020**	**08/24-08/31/09**	**LJLXN1CC**
		Dilution Factor: 1		Analysis Time..: 10:05	Analyst ID.....: 002260	
		Instrument ID..: I8		MDL.....: 0.10		
Lead	**0.050 B,J**	**1.0**	**ug/L**	**SW846 6020**	**08/24-08/31/09**	**LJLXN1AK**
		Dilution Factor: 1		Analysis Time..: 10:05	Analyst ID.....: 002260	
		Instrument ID..: I8		MDL.....: 0.034		
Antimony	**0.057 B**	**2.0**	**ug/L**	**SW846 6020**	**08/24-08/31/09**	**LJLXN1AA**
		Dilution Factor: 1		Analysis Time..: 10:05	Analyst ID.....: 002260	
		Instrument ID..: I8		MDL.....: 0.055		
Selenium	ND	5.0	ug/L	SW846 6020	08/24-08/31/09	LJLXN1CD
		Dilution Factor: 1		Analysis Time..: 10:05	Analyst ID.....: 002260	
		Instrument ID..: I8		MDL.....: 0.14		
Thallium	ND	1.0	ug/L	SW846 6020	08/24-08/31/09	LJLXN1CF
		Dilution Factor: 1		Analysis Time..: 10:05	Analyst ID.....: 002260	
		Instrument ID..: I8		MDL.....: 0.12		
Vanadium	ND	20.0	ug/L	SW846 6020	08/24-08/31/09	LJLXN1CG
		Dilution Factor: 1		Analysis Time..: 10:05	Analyst ID.....: 002260	
		Instrument ID..: I8		MDL.....: 0.60		
Zinc	**4.2 B,J**	**20.0**	**ug/L**	**SW846 6020**	**08/24-08/31/09**	**LJLXN1CH**
		Dilution Factor: 1		Analysis Time..: 10:05	Analyst ID.....: 002260	
		Instrument ID..: I8		MDL.....: 0.85		
Mercury	ND	0.20	ug/L	SW846 7470A	08/24-08/25/09	LJLXN1CK
		Dilution Factor: 1		Analysis Time..: 15:08	Analyst ID.....: 001576	
		Instrument ID..: H1		MDL.....: 0.10		

NOTE(S):

B Estimated result. Result is less than RL.

J Method blank contamination. The associated method blank contains the target analyte at a reportable level.

Tetra Tech NUS, Inc

Client Sample ID: MRC-MW81A-082109

DISSOLVED Metals

Lot-Sample #...: A9H220139-005 **Matrix.....:** WG
Date Sampled...: 08/21/09 10:22 **Date Received..:** 08/22/09

PARAMETER	RESULT	REPORTING LIMIT	UNITS	METHOD	PREPARATION-ANALYSIS DATE	WORK ORDER #
Prep Batch #...: 9236015						
Silver	ND	1.0	ug/L	SW846 6020	08/24-08/31/09	LJLXQ1CE
		Dilution Factor: 1		Analysis Time..: 10:21	Analyst ID.....: 002260	
		Instrument ID..: I8		MDL.....: 0.033		
Arsenic	**1.7 B**	**5.0**	**ug/L**	**SW846 6020**	**08/24-08/31/09**	**LJLXQ1A1**
		Dilution Factor: 1		Analysis Time..: 10:21	Analyst ID.....: 002260	
		Instrument ID..: I8		MDL.....: 0.21		
Barium	**110 J**	**1.0**	**ug/L**	**SW846 6020**	**08/24-08/31/09**	**LJLXQ1A2**
		Dilution Factor: 1		Analysis Time..: 10:21	Analyst ID.....: 002260	
		Instrument ID..: I8		MDL.....: 0.052		
Beryllium	**1.6**	**1.0**	**ug/L**	**SW846 6020**	**08/24-09/03/09**	**LJLXQ1A3**
		Dilution Factor: 1		Analysis Time..: 09:11	Analyst ID.....: 002260	
		Instrument ID..: I8		MDL.....: 0.037		
Cadmium	ND	1.0	ug/L	SW846 6020	08/24-08/31/09	LJLXQ1A4
		Dilution Factor: 1		Analysis Time..: 10:21	Analyst ID.....: 002260	
		Instrument ID..: I8		MDL.....: 0.027		
Cobalt	**85.8**	**1.0**	**ug/L**	**SW846 6020**	**08/24-08/31/09**	**LJLXQ1A5**
		Dilution Factor: 1		Analysis Time..: 10:21	Analyst ID.....: 002260	
		Instrument ID..: I8		MDL.....: 0.033		
Chromium	ND	2.0	ug/L	SW846 6020	08/24-08/31/09	LJLXQ1CJ
		Dilution Factor: 1		Analysis Time..: 10:21	Analyst ID.....: 002260	
		Instrument ID..: I8		MDL.....: 0.066		
Copper	**0.21 B,J**	**2.0**	**ug/L**	**SW846 6020**	**08/24-08/31/09**	**LJLXQ1A6**
		Dilution Factor: 1		Analysis Time..: 10:21	Analyst ID.....: 002260	
		Instrument ID..: I8		MDL.....: 0.064		
Iron	**44500 J**	**50.0**	**ug/L**	**SW846 6020**	**08/24-08/31/09**	**LJLXQ1A7**
		Dilution Factor: 1		Analysis Time..: 10:21	Analyst ID.....: 002260	
		Instrument ID..: I8		MDL.....: 11.0		
Manganese	**3520 J**	**1.0**	**ug/L**	**SW846 6020**	**08/24-08/31/09**	**LJLXQ1A9**
		Dilution Factor: 1		Analysis Time..: 10:21	Analyst ID.....: 002260	
		Instrument ID..: I8		MDL.....: 0.14		

(Continued on next page)

Tetra Tech NUS, Inc

Client Sample ID: MRC-MW81A-082109

DISSOLVED Metals

Lot-Sample #...: A9H220139-005 **Matrix.....:** WG

PARAMETER	RESULT	REPORTING LIMIT	UNITS	METHOD	PREPARATION-ANALYSIS DATE	WORK ORDER #
Molybdenum	ND	2.0	ug/L	SW846 6020	08/24-08/31/09	LJLXQ1CA
		Dilution Factor: 1		Analysis Time..: 10:21	Analyst ID.....: 002260	
		Instrument ID..: I8		MDL.....: 0.20		
Nickel	**127 J**	**2.0**	**ug/L**	**SW846 6020**	**08/24-08/31/09**	**LJLXQ1CC**
		Dilution Factor: 1		Analysis Time..: 10:21	Analyst ID.....: 002260	
		Instrument ID..: I8		MDL.....: 0.10		
Lead	**0.064 B,J**	**1.0**	**ug/L**	**SW846 6020**	**08/24-08/31/09**	**LJLXQ1A8**
		Dilution Factor: 1		Analysis Time..: 10:21	Analyst ID.....: 002260	
		Instrument ID..: I8		MDL.....: 0.034		
Antimony	ND	2.0	ug/L	SW846 6020	08/24-08/31/09	LJLXQ1A0
		Dilution Factor: 1		Analysis Time..: 10:21	Analyst ID.....: 002260	
		Instrument ID..: I8		MDL.....: 0.055		
Selenium	**1.2 B**	**5.0**	**ug/L**	**SW846 6020**	**08/24-08/31/09**	**LJLXQ1CD**
		Dilution Factor: 1		Analysis Time..: 10:21	Analyst ID.....: 002260	
		Instrument ID..: I8		MDL.....: 0.14		
Thallium	ND	1.0	ug/L	SW846 6020	08/24-08/31/09	LJLXQ1CF
		Dilution Factor: 1		Analysis Time..: 10:21	Analyst ID.....: 002260	
		Instrument ID..: I8		MDL.....: 0.12		
Vanadium	ND	20.0	ug/L	SW846 6020	08/24-08/31/09	LJLXQ1CG
		Dilution Factor: 1		Analysis Time..: 10:21	Analyst ID.....: 002260	
		Instrument ID..: I8		MDL.....: 0.60		
Zinc	**66.7 J**	**20.0**	**ug/L**	**SW846 6020**	**08/24-08/31/09**	**LJLXQ1CH**
		Dilution Factor: 1		Analysis Time..: 10:21	Analyst ID.....: 002260	
		Instrument ID..: I8		MDL.....: 0.85		
Mercury	ND	0.20	ug/L	SW846 7470A	08/24-08/25/09	LJLXQ1CK
		Dilution Factor: 1		Analysis Time..: 15:10	Analyst ID.....: 001576	
		Instrument ID..: H1		MDL.....: 0.10		

NOTE(S):

B Estimated result. Result is less than RL.

J Method blank contamination. The associated method blank contains the target analyte at a reportable level.

Tetra Tech NUS, Inc

Client Sample ID: MRC-MW81B-082109

DISSOLVED Metals

Lot-Sample #...: A9H220139-006 **Matrix.....:** WG
Date Sampled...: 08/21/09 11:40 **Date Received..:** 08/22/09

PARAMETER	RESULT	REPORTING LIMIT	UNITS	METHOD	PREPARATION-ANALYSIS DATE	WORK ORDER #
Prep Batch #...: 9236015						
Silver	ND	1.0	ug/L	SW846 6020	08/24-08/31/09	LJLXR1CE
		Dilution Factor: 1		Analysis Time..: 10:29	Analyst ID.....: 002260	
		Instrument ID..: I8		MDL.....: 0.033		
Arsenic	**0.83 B**	**5.0**	**ug/L**	**SW846 6020**	**08/24-08/31/09**	**LJLXR1A1**
		Dilution Factor: 1		Analysis Time..: 10:29	Analyst ID.....: 002260	
		Instrument ID..: I8		MDL.....: 0.21		
Barium	**274 J**	**1.0**	**ug/L**	**SW846 6020**	**08/24-08/31/09**	**LJLXR1A2**
		Dilution Factor: 1		Analysis Time..: 10:29	Analyst ID.....: 002260	
		Instrument ID..: I8		MDL.....: 0.052		
Beryllium	ND	1.0	ug/L	SW846 6020	08/24-09/03/09	LJLXR1A3
		Dilution Factor: 1		Analysis Time..: 09:18	Analyst ID.....: 002260	
		Instrument ID..: I8		MDL.....: 0.037		
Cadmium	ND	1.0	ug/L	SW846 6020	08/24-08/31/09	LJLXR1A4
		Dilution Factor: 1		Analysis Time..: 10:29	Analyst ID.....: 002260	
		Instrument ID..: I8		MDL.....: 0.027		
Cobalt	**9.7**	**1.0**	**ug/L**	**SW846 6020**	**08/24-08/31/09**	**LJLXR1A5**
		Dilution Factor: 1		Analysis Time..: 10:29	Analyst ID.....: 002260	
		Instrument ID..: I8		MDL.....: 0.033		
Chromium	ND	2.0	ug/L	SW846 6020	08/24-08/31/09	LJLXR1CJ
		Dilution Factor: 1		Analysis Time..: 10:29	Analyst ID.....: 002260	
		Instrument ID..: I8		MDL.....: 0.066		
Copper	**0.16 B,J**	**2.0**	**ug/L**	**SW846 6020**	**08/24-08/31/09**	**LJLXR1A6**
		Dilution Factor: 1		Analysis Time..: 10:29	Analyst ID.....: 002260	
		Instrument ID..: I8		MDL.....: 0.064		
Iron	**30400 J**	**50.0**	**ug/L**	**SW846 6020**	**08/24-08/31/09**	**LJLXR1A7**
		Dilution Factor: 1		Analysis Time..: 10:29	Analyst ID.....: 002260	
		Instrument ID..: I8		MDL.....: 11.0		
Manganese	**1850 J**	**1.0**	**ug/L**	**SW846 6020**	**08/24-08/31/09**	**LJLXR1A9**
		Dilution Factor: 1		Analysis Time..: 10:29	Analyst ID.....: 002260	
		Instrument ID..: I8		MDL.....: 0.14		

(Continued on next page)

Tetra Tech NUS, Inc

Client Sample ID: MRC-MW81B-082109

DISSOLVED Metals

Lot-Sample #...: A9H220139-006 **Matrix.....:** WG

PARAMETER	RESULT	REPORTING LIMIT	UNITS	METHOD	PREPARATION-ANALYSIS DATE	WORK ORDER #
Molybdenum	**0.70 B**	**2.0**	**ug/L**	**SW846 6020**	**08/24-08/31/09**	**LJLXR1CA**
		Dilution Factor: 1		Analysis Time..: 10:29	Analyst ID.....: 002260	
		Instrument ID..: I8		MDL.....: 0.20		
Nickel	**14.3 J**	**2.0**	**ug/L**	**SW846 6020**	**08/24-08/31/09**	**LJLXR1CC**
		Dilution Factor: 1		Analysis Time..: 10:29	Analyst ID.....: 002260	
		Instrument ID..: I8		MDL.....: 0.10		
Lead	**0.053 B,J**	**1.0**	**ug/L**	**SW846 6020**	**08/24-08/31/09**	**LJLXR1A8**
		Dilution Factor: 1		Analysis Time..: 10:29	Analyst ID.....: 002260	
		Instrument ID..: I8		MDL.....: 0.034		
Antimony	ND	2.0	ug/L	SW846 6020	08/24-08/31/09	LJLXR1A0
		Dilution Factor: 1		Analysis Time..: 10:29	Analyst ID.....: 002260	
		Instrument ID..: I8		MDL.....: 0.055		
Selenium	ND	5.0	ug/L	SW846 6020	08/24-08/31/09	LJLXR1CD
		Dilution Factor: 1		Analysis Time..: 10:29	Analyst ID.....: 002260	
		Instrument ID..: I8		MDL.....: 0.14		
Thallium	ND	1.0	ug/L	SW846 6020	08/24-08/31/09	LJLXR1CF
		Dilution Factor: 1		Analysis Time..: 10:29	Analyst ID.....: 002260	
		Instrument ID..: I8		MDL.....: 0.12		
Vanadium	ND	20.0	ug/L	SW846 6020	08/24-08/31/09	LJLXR1CG
		Dilution Factor: 1		Analysis Time..: 10:29	Analyst ID.....: 002260	
		Instrument ID..: I8		MDL.....: 0.60		
Zinc	**7.7 B,J**	**20.0**	**ug/L**	**SW846 6020**	**08/24-08/31/09**	**LJLXR1CH**
		Dilution Factor: 1		Analysis Time..: 10:29	Analyst ID.....: 002260	
		Instrument ID..: I8		MDL.....: 0.85		
Mercury	ND	0.20	ug/L	SW846 7470A	08/24-08/25/09	LJLXR1CK
		Dilution Factor: 1		Analysis Time..: 15:17	Analyst ID.....: 001576	
		Instrument ID..: H1		MDL.....: 0.10		

NOTE(S):

B Estimated result. Result is less than RL.

J Method blank contamination. The associated method blank contains the target analyte at a reportable level.

Tetra Tech NUS, Inc

Client Sample ID: MRC-MW87A-082009

DISSOLVED Metals

Lot-Sample #...: A9H220139-004 **Matrix.....:** WG
Date Sampled...: 08/20/09 16:00 **Date Received..:** 08/22/09

PARAMETER	RESULT	REPORTING LIMIT	UNITS	METHOD	PREPARATION-ANALYSIS DATE	WORK ORDER #
Prep Batch #...: 9236015						
Silver	ND	1.0	ug/L	SW846 6020	08/24-08/31/09	LJLXP1CE
		Dilution Factor: 1		Analysis Time..: 10:13	Analyst ID.....: 002260	
		Instrument ID..: I8		MDL.....: 0.033		
Arsenic	**5.5**	**5.0**	**ug/L**	**SW846 6020**	**08/24-08/31/09**	**LJLXP1AC**
		Dilution Factor: 1		Analysis Time..: 10:13	Analyst ID.....: 002260	
		Instrument ID..: I8		MDL.....: 0.21		
Barium	**288 J**	**1.0**	**ug/L**	**SW846 6020**	**08/24-08/31/09**	**LJLXP1AD**
		Dilution Factor: 1		Analysis Time..: 10:13	Analyst ID.....: 002260	
		Instrument ID..: I8		MDL.....: 0.052		
Beryllium	**0.18 B**	**1.0**	**ug/L**	**SW846 6020**	**08/24-09/03/09**	**LJLXP1AE**
		Dilution Factor: 1		Analysis Time..: 09:04	Analyst ID.....: 002260	
		Instrument ID..: I8		MDL.....: 0.037		
Cadmium	ND	1.0	ug/L	SW846 6020	08/24-08/31/09	LJLXP1AF
		Dilution Factor: 1		Analysis Time..: 10:13	Analyst ID.....: 002260	
		Instrument ID..: I8		MDL.....: 0.027		
Cobalt	**6.1**	**1.0**	**ug/L**	**SW846 6020**	**08/24-08/31/09**	**LJLXP1AG**
		Dilution Factor: 1		Analysis Time..: 10:13	Analyst ID.....: 002260	
		Instrument ID..: I8		MDL.....: 0.033		
Chromium	**0.56 B,J**	**2.0**	**ug/L**	**SW846 6020**	**08/24-08/31/09**	**LJLXP1CJ**
		Dilution Factor: 1		Analysis Time..: 10:13	Analyst ID.....: 002260	
		Instrument ID..: I8		MDL.....: 0.066		
Copper	**0.84 B,J**	**2.0**	**ug/L**	**SW846 6020**	**08/24-08/31/09**	**LJLXP1AH**
		Dilution Factor: 1		Analysis Time..: 10:13	Analyst ID.....: 002260	
		Instrument ID..: I8		MDL.....: 0.064		
Iron	**111000 J**	**50.0**	**ug/L**	**SW846 6020**	**08/24-08/31/09**	**LJLXP1AJ**
		Dilution Factor: 1		Analysis Time..: 10:13	Analyst ID.....: 002260	
		Instrument ID..: I8		MDL.....: 11.0		
Manganese	**4490 J**	**1.0**	**ug/L**	**SW846 6020**	**08/24-08/31/09**	**LJLXP1AL**
		Dilution Factor: 1		Analysis Time..: 10:13	Analyst ID.....: 002260	
		Instrument ID..: I8		MDL.....: 0.14		

(Continued on next page)

Tetra Tech NUS, Inc

Client Sample ID: MRC-MW87A-082009

DISSOLVED Metals

Lot-Sample #...: A9H220139-004 **Matrix.....:** WG

PARAMETER	RESULT	REPORTING LIMIT	UNITS	METHOD	PREPARATION-ANALYSIS DATE	WORK ORDER #
Molybdenum	1.2 B	2.0	ug/L	SW846 6020	08/24-08/31/09	LJLXP1CA
		Dilution Factor: 1		Analysis Time..: 10:13	Analyst ID.....: 002260	
		Instrument ID..: I8		MDL.....: 0.20		
Nickel	3.8 J	2.0	ug/L	SW846 6020	08/24-08/31/09	LJLXP1CC
		Dilution Factor: 1		Analysis Time..: 10:13	Analyst ID.....: 002260	
		Instrument ID..: I8		MDL.....: 0.10		
Lead	0.34 B,J	1.0	ug/L	SW846 6020	08/24-08/31/09	LJLXP1AK
		Dilution Factor: 1		Analysis Time..: 10:13	Analyst ID.....: 002260	
		Instrument ID..: I8		MDL.....: 0.034		
Antimony	ND	2.0	ug/L	SW846 6020	08/24-08/31/09	LJLXP1AA
		Dilution Factor: 1		Analysis Time..: 10:13	Analyst ID.....: 002260	
		Instrument ID..: I8		MDL.....: 0.055		
Selenium	0.60 B	5.0	ug/L	SW846 6020	08/24-08/31/09	LJLXP1CD
		Dilution Factor: 1		Analysis Time..: 10:13	Analyst ID.....: 002260	
		Instrument ID..: I8		MDL.....: 0.14		
Thallium	ND	1.0	ug/L	SW846 6020	08/24-08/31/09	LJLXP1CF
		Dilution Factor: 1		Analysis Time..: 10:13	Analyst ID.....: 002260	
		Instrument ID..: I8		MDL.....: 0.12		
Vanadium	ND	20.0	ug/L	SW846 6020	08/24-08/31/09	LJLXP1CG
		Dilution Factor: 1		Analysis Time..: 10:13	Analyst ID.....: 002260	
		Instrument ID..: I8		MDL.....: 0.60		
Zinc	7.6 B,J	20.0	ug/L	SW846 6020	08/24-08/31/09	LJLXP1CH
		Dilution Factor: 1		Analysis Time..: 10:13	Analyst ID.....: 002260	
		Instrument ID..: I8		MDL.....: 0.85		
Mercury	ND	0.20	ug/L	SW846 7470A	08/24-08/25/09	LJLXP1CK
		Dilution Factor: 1		Analysis Time..: 15:05	Analyst ID.....: 001576	
		Instrument ID..: H1		MDL.....: 0.10		

NOTE(S):

J Method blank contamination. The associated method blank contains the target analyte at a reportable level.

B Estimated result. Result is less than RL.

Tetra Tech NUS, Inc

Client Sample ID: MRC-MW88A-081809

DISSOLVED Metals

Lot-Sample #...: A9H190214-004 **Matrix.....:** WG
Date Sampled...: 08/18/09 10:36 **Date Received..:** 08/19/09

PARAMETER	RESULT	REPORTING LIMIT	UNITS	METHOD	PREPARATION-ANALYSIS DATE	WORK ORDER #
Prep Batch #...: 9232019						
Silver	ND	1.0	ug/L	SW846 6020	08/20-08/26/09	LJEH01CE
		Dilution Factor: 1		Analysis Time..: 18:01	Analyst ID.....: 002260	
		Instrument ID..: I8		MDL.....: 0.033		
Arsenic	**2.3 B**	**5.0**	**ug/L**	**SW846 6020**	**08/20-08/26/09**	**LJEH01AC**
		Dilution Factor: 1		Analysis Time..: 18:01	Analyst ID.....: 002260	
		Instrument ID..: I8		MDL.....: 0.21		
Barium	**17.4**	**1.0**	**ug/L**	**SW846 6020**	**08/20-08/26/09**	**LJEH01AD**
		Dilution Factor: 1		Analysis Time..: 18:01	Analyst ID.....: 002260	
		Instrument ID..: I8		MDL.....: 0.052		
Beryllium	**0.25 B**	**1.0**	**ug/L**	**SW846 6020**	**08/20-08/26/09**	**LJEH01AE**
		Dilution Factor: 1		Analysis Time..: 18:01	Analyst ID.....: 002260	
		Instrument ID..: I8		MDL.....: 0.037		
Cadmium	ND	1.0	ug/L	SW846 6020	08/20-08/26/09	LJEH01AF
		Dilution Factor: 1		Analysis Time..: 18:01	Analyst ID.....: 002260	
		Instrument ID..: I8		MDL.....: 0.027		
Cobalt	**16.2**	**1.0**	**ug/L**	**SW846 6020**	**08/20-08/26/09**	**LJEH01AG**
		Dilution Factor: 1		Analysis Time..: 18:01	Analyst ID.....: 002260	
		Instrument ID..: I8		MDL.....: 0.033		
Chromium	**0.10 B**	**2.0**	**ug/L**	**SW846 6020**	**08/20-08/26/09**	**LJEH01CJ**
		Dilution Factor: 1		Analysis Time..: 18:01	Analyst ID.....: 002260	
		Instrument ID..: I8		MDL.....: 0.066		
Copper	**0.19 B**	**2.0**	**ug/L**	**SW846 6020**	**08/20-08/26/09**	**LJEH01AH**
		Dilution Factor: 1		Analysis Time..: 18:01	Analyst ID.....: 002260	
		Instrument ID..: I8		MDL.....: 0.064		
Iron	**7340**	**50.0**	**ug/L**	**SW846 6020**	**08/20-08/26/09**	**LJEH01AJ**
		Dilution Factor: 1		Analysis Time..: 18:01	Analyst ID.....: 002260	
		Instrument ID..: I8		MDL.....: 11.0		
Manganese	**350 J**	**1.0**	**ug/L**	**SW846 6020**	**08/20-08/26/09**	**LJEH01AL**
		Dilution Factor: 1		Analysis Time..: 18:01	Analyst ID.....: 002260	
		Instrument ID..: I8		MDL.....: 0.14		

(Continued on next page)

Tetra Tech NUS, Inc

Client Sample ID: MRC-MW88A-081809

DISSOLVED Metals

Lot-Sample #...: A9H190214-004 **Matrix.....:** WG

PARAMETER	RESULT	REPORTING LIMIT	UNITS	METHOD	PREPARATION-ANALYSIS DATE	WORK ORDER #
Molybdenum	**0.65 B**	**2.0**	**ug/L**	**SW846 6020**	**08/20-08/26/09**	**LJEH01CA**
		Dilution Factor: 1		Analysis Time..: 18:01	Analyst ID.....: 002260	
		Instrument ID..: I8		MDL.....: 0.20		
Nickel	**24.9**	**2.0**	**ug/L**	**SW846 6020**	**08/20-08/26/09**	**LJEH01CC**
		Dilution Factor: 1		Analysis Time..: 18:01	Analyst ID.....: 002260	
		Instrument ID..: I8		MDL.....: 0.10		
Lead	**0.036 B**	**1.0**	**ug/L**	**SW846 6020**	**08/20-08/26/09**	**LJEH01AK**
		Dilution Factor: 1		Analysis Time..: 18:01	Analyst ID.....: 002260	
		Instrument ID..: I8		MDL.....: 0.034		
Antimony	ND	2.0	ug/L	SW846 6020	08/20-08/26/09	LJEH01AA
		Dilution Factor: 1		Analysis Time..: 18:01	Analyst ID.....: 002260	
		Instrument ID..: I8		MDL.....: 0.055		
Selenium	ND	5.0	ug/L	SW846 6020	08/20-08/26/09	LJEH01CD
		Dilution Factor: 1		Analysis Time..: 18:01	Analyst ID.....: 002260	
		Instrument ID..: I8		MDL.....: 0.14		
Thallium	ND	1.0	ug/L	SW846 6020	08/20-08/26/09	LJEH01CF
		Dilution Factor: 1		Analysis Time..: 18:01	Analyst ID.....: 002260	
		Instrument ID..: I8		MDL.....: 0.12		
Vanadium	ND	20.0	ug/L	SW846 6020	08/20-08/26/09	LJEH01CG
		Dilution Factor: 1		Analysis Time..: 18:01	Analyst ID.....: 002260	
		Instrument ID..: I8		MDL.....: 0.60		
Zinc	**23.0 J**	**20.0**	**ug/L**	**SW846 6020**	**08/20-08/26/09**	**LJEH01CH**
		Dilution Factor: 1		Analysis Time..: 18:01	Analyst ID.....: 002260	
		Instrument ID..: I8		MDL.....: 0.85		
Mercury	ND	0.20	ug/L	SW846 7470A	08/20/09	LJEH01CK
		Dilution Factor: 1		Analysis Time..: 17:10	Analyst ID.....: 001576	
		Instrument ID..: H4		MDL.....: 0.10		

NOTE(S):

B Estimated result. Result is less than RL.

J Method blank contamination. The associated method blank contains the target analyte at a reportable level.

Tetra Tech NUS, Inc

Client Sample ID: MRC-MW88B-081809

DISSOLVED Metals

Lot-Sample #...: A9H190214-005 **Matrix.....:** WG
Date Sampled...: 08/18/09 12:02 **Date Received..:** 08/19/09

PARAMETER	RESULT	REPORTING LIMIT	UNITS	METHOD	PREPARATION-ANALYSIS DATE	WORK ORDER #
Prep Batch #...: 9232019						
Silver	ND	1.0	ug/L	SW846 6020	08/20-08/26/09	LJEH71CE
		Dilution Factor: 1		Analysis Time..: 18:09	Analyst ID.....: 002260	
		Instrument ID..: I8		MDL.....: 0.033		
Arsenic	**3.3 B**	**5.0**	**ug/L**	**SW846 6020**	**08/20-08/26/09**	**LJEH71AN**
		Dilution Factor: 1		Analysis Time..: 18:09	Analyst ID.....: 002260	
		Instrument ID..: I8		MDL.....: 0.21		
Barium	**14.2**	**1.0**	**ug/L**	**SW846 6020**	**08/20-08/26/09**	**LJEH71AP**
		Dilution Factor: 1		Analysis Time..: 18:09	Analyst ID.....: 002260	
		Instrument ID..: I8		MDL.....: 0.052		
Beryllium	ND	1.0	ug/L	SW846 6020	08/20-08/26/09	LJEH71AQ
		Dilution Factor: 1		Analysis Time..: 18:09	Analyst ID.....: 002260	
		Instrument ID..: I8		MDL.....: 0.037		
Cadmium	ND	1.0	ug/L	SW846 6020	08/20-08/26/09	LJEH71AR
		Dilution Factor: 1		Analysis Time..: 18:09	Analyst ID.....: 002260	
		Instrument ID..: I8		MDL.....: 0.027		
Cobalt	**0.80 B**	**1.0**	**ug/L**	**SW846 6020**	**08/20-08/26/09**	**LJEH71AT**
		Dilution Factor: 1		Analysis Time..: 18:09	Analyst ID.....: 002260	
		Instrument ID..: I8		MDL.....: 0.033		
Chromium	ND	2.0	ug/L	SW846 6020	08/20-08/26/09	LJEH71CJ
		Dilution Factor: 1		Analysis Time..: 18:09	Analyst ID.....: 002260	
		Instrument ID..: I8		MDL.....: 0.066		
Copper	**0.12 B**	**2.0**	**ug/L**	**SW846 6020**	**08/20-08/26/09**	**LJEH71AU**
		Dilution Factor: 1		Analysis Time..: 18:09	Analyst ID.....: 002260	
		Instrument ID..: I8		MDL.....: 0.064		
Iron	**14200**	**50.0**	**ug/L**	**SW846 6020**	**08/20-08/26/09**	**LJEH71AV**
		Dilution Factor: 1		Analysis Time..: 18:09	Analyst ID.....: 002260	
		Instrument ID..: I8		MDL.....: 11.0		
Manganese	**199 J**	**1.0**	**ug/L**	**SW846 6020**	**08/20-08/26/09**	**LJEH71AX**
		Dilution Factor: 1		Analysis Time..: 18:09	Analyst ID.....: 002260	
		Instrument ID..: I8		MDL.....: 0.14		

(Continued on next page)

Tetra Tech NUS, Inc

Client Sample ID: MRC-MW88B-081809

DISSOLVED Metals

Lot-Sample #...: A9H190214-005 **Matrix.....:** WG

PARAMETER	RESULT	REPORTING LIMIT	UNITS	METHOD	PREPARATION-ANALYSIS DATE	WORK ORDER #
Molybdenum	**0.45 B**	**2.0**	**ug/L**	**SW846 6020**	**08/20-08/26/09**	**LJEH71CA**
		Dilution Factor: 1		Analysis Time..: 18:09	Analyst ID.....: 002260	
		Instrument ID..: I8		MDL.....: 0.20		
Nickel	**1.1 B**	**2.0**	**ug/L**	**SW846 6020**	**08/20-08/26/09**	**LJEH71CC**
		Dilution Factor: 1		Analysis Time..: 18:09	Analyst ID.....: 002260	
		Instrument ID..: I8		MDL.....: 0.10		
Lead	**0.038 B**	**1.0**	**ug/L**	**SW846 6020**	**08/20-08/26/09**	**LJEH71AW**
		Dilution Factor: 1		Analysis Time..: 18:09	Analyst ID.....: 002260	
		Instrument ID..: I8		MDL.....: 0.034		
Antimony	ND	2.0	ug/L	SW846 6020	08/20-08/26/09	LJEH71AM
		Dilution Factor: 1		Analysis Time..: 18:09	Analyst ID.....: 002260	
		Instrument ID..: I8		MDL.....: 0.055		
Selenium	ND	5.0	ug/L	SW846 6020	08/20-08/26/09	LJEH71CD
		Dilution Factor: 1		Analysis Time..: 18:09	Analyst ID.....: 002260	
		Instrument ID..: I8		MDL.....: 0.14		
Thallium	ND	1.0	ug/L	SW846 6020	08/20-08/26/09	LJEH71CF
		Dilution Factor: 1		Analysis Time..: 18:09	Analyst ID.....: 002260	
		Instrument ID..: I8		MDL.....: 0.12		
Vanadium	ND	20.0	ug/L	SW846 6020	08/20-08/26/09	LJEH71CG
		Dilution Factor: 1		Analysis Time..: 18:09	Analyst ID.....: 002260	
		Instrument ID..: I8		MDL.....: 0.60		
Zinc	**7.5 B,J**	**20.0**	**ug/L**	**SW846 6020**	**08/20-08/26/09**	**LJEH71CH**
		Dilution Factor: 1		Analysis Time..: 18:09	Analyst ID.....: 002260	
		Instrument ID..: I8		MDL.....: 0.85		
Mercury	ND	0.20	ug/L	SW846 7470A	08/20/09	LJEH71CK
		Dilution Factor: 1		Analysis Time..: 17:02	Analyst ID.....: 001576	
		Instrument ID..: H4		MDL.....: 0.10		

NOTE(S):

B Estimated result. Result is less than RL.

J Method blank contamination. The associated method blank contains the target analyte at a reportable level.

Tetra Tech NUS, Inc

Client Sample ID: MRC-MW90B-081809

DISSOLVED Metals

Lot-Sample #...: A9H190214-006 **Matrix.....:** WG
Date Sampled...: 08/18/09 15:15 **Date Received..:** 08/19/09

PARAMETER	RESULT	REPORTING LIMIT	UNITS	METHOD	PREPARATION-ANALYSIS DATE	WORK ORDER #
Prep Batch #...: 9232019						
Silver	ND	1.0	ug/L	SW846 6020	08/20-08/26/09	LJEH91CE
		Dilution Factor: 1		Analysis Time..: 18:26	Analyst ID.....: 002260	
		Instrument ID..: I8		MDL.....: 0.033		
Arsenic	**1.7 B**	**5.0**	**ug/L**	**SW846 6020**	**08/20-08/26/09**	**LJEH91A1**
		Dilution Factor: 1		Analysis Time..: 18:26	Analyst ID.....: 002260	
		Instrument ID..: I8		MDL.....: 0.21		
Barium	**144**	**1.0**	**ug/L**	**SW846 6020**	**08/20-08/26/09**	**LJEH91A2**
		Dilution Factor: 1		Analysis Time..: 18:26	Analyst ID.....: 002260	
		Instrument ID..: I8		MDL.....: 0.052		
Beryllium	ND	1.0	ug/L	SW846 6020	08/20-08/26/09	LJEH91A3
		Dilution Factor: 1		Analysis Time..: 18:26	Analyst ID.....: 002260	
		Instrument ID..: I8		MDL.....: 0.037		
Cadmium	ND	1.0	ug/L	SW846 6020	08/20-08/26/09	LJEH91A4
		Dilution Factor: 1		Analysis Time..: 18:26	Analyst ID.....: 002260	
		Instrument ID..: I8		MDL.....: 0.027		
Cobalt	**1.5**	**1.0**	**ug/L**	**SW846 6020**	**08/20-08/26/09**	**LJEH91A5**
		Dilution Factor: 1		Analysis Time..: 18:26	Analyst ID.....: 002260	
		Instrument ID..: I8		MDL.....: 0.033		
Chromium	**0.40 B**	**2.0**	**ug/L**	**SW846 6020**	**08/20-08/26/09**	**LJEH91CJ**
		Dilution Factor: 1		Analysis Time..: 18:26	Analyst ID.....: 002260	
		Instrument ID..: I8		MDL.....: 0.066		
Copper	**1.1 B**	**2.0**	**ug/L**	**SW846 6020**	**08/20-08/26/09**	**LJEH91A6**
		Dilution Factor: 1		Analysis Time..: 18:26	Analyst ID.....: 002260	
		Instrument ID..: I8		MDL.....: 0.064		
Iron	**2070**	**50.0**	**ug/L**	**SW846 6020**	**08/20-08/26/09**	**LJEH91A7**
		Dilution Factor: 1		Analysis Time..: 18:26	Analyst ID.....: 002260	
		Instrument ID..: I8		MDL.....: 11.0		
Manganese	**186 J**	**1.0**	**ug/L**	**SW846 6020**	**08/20-08/26/09**	**LJEH91A9**
		Dilution Factor: 1		Analysis Time..: 18:26	Analyst ID.....: 002260	
		Instrument ID..: I8		MDL.....: 0.14		

(Continued on next page)

Tetra Tech NUS, Inc

Client Sample ID: MRC-MW90B-081809

DISSOLVED Metals

Lot-Sample #...: A9H190214-006 **Matrix.....:** WG

PARAMETER	RESULT	REPORTING LIMIT	UNITS	METHOD	PREPARATION-ANALYSIS DATE	WORK ORDER #
Molybdenum	**1.4 B**	**2.0**	**ug/L**	**SW846 6020**	**08/20-08/26/09**	**LJEH91CA**
		Dilution Factor: 1		Analysis Time..: 18:26	Analyst ID.....: 002260	
		Instrument ID..: I8		MDL.....: 0.20		
Nickel	**1.1 B**	**2.0**	**ug/L**	**SW846 6020**	**08/20-08/26/09**	**LJEH91CC**
		Dilution Factor: 1		Analysis Time..: 18:26	Analyst ID.....: 002260	
		Instrument ID..: I8		MDL.....: 0.10		
Lead	**0.10 B**	**1.0**	**ug/L**	**SW846 6020**	**08/20-08/26/09**	**LJEH91A8**
		Dilution Factor: 1		Analysis Time..: 18:26	Analyst ID.....: 002260	
		Instrument ID..: I8		MDL.....: 0.034		
Antimony	**0.11 B**	**2.0**	**ug/L**	**SW846 6020**	**08/20-08/26/09**	**LJEH91A0**
		Dilution Factor: 1		Analysis Time..: 18:26	Analyst ID.....: 002260	
		Instrument ID..: I8		MDL.....: 0.055		
Selenium	ND	5.0	ug/L	SW846 6020	08/20-08/26/09	LJEH91CD
		Dilution Factor: 1		Analysis Time..: 18:26	Analyst ID.....: 002260	
		Instrument ID..: I8		MDL.....: 0.14		
Thallium	ND	1.0	ug/L	SW846 6020	08/20-08/26/09	LJEH91CF
		Dilution Factor: 1		Analysis Time..: 18:26	Analyst ID.....: 002260	
		Instrument ID..: I8		MDL.....: 0.12		
Vanadium	ND	20.0	ug/L	SW846 6020	08/20-08/26/09	LJEH91CG
		Dilution Factor: 1		Analysis Time..: 18:26	Analyst ID.....: 002260	
		Instrument ID..: I8		MDL.....: 0.60		
Zinc	**10.3 B,J**	**20.0**	**ug/L**	**SW846 6020**	**08/20-08/26/09**	**LJEH91CH**
		Dilution Factor: 1		Analysis Time..: 18:26	Analyst ID.....: 002260	
		Instrument ID..: I8		MDL.....: 0.85		
Mercury	ND	0.20	ug/L	SW846 7470A	08/20/09	LJEH91CK
		Dilution Factor: 1		Analysis Time..: 17:05	Analyst ID.....: 001576	
		Instrument ID..: H4		MDL.....: 0.10		

NOTE(S):

B Estimated result. Result is less than RL.

J Method blank contamination. The associated method blank contains the target analyte at a reportable level.

Tetra Tech NUS, Inc

Client Sample ID: MRC-MW43A-082109

General Chemistry

Lot-Sample #...: A9H220139-007 Work Order #...: LJLXV Matrix.....: WG
Date Sampled...: 08/21/09 14:03 Date Received..: 08/22/09

PARAMETER	RESULT	RL	UNITS	METHOD	PREPARATION-ANALYSIS DATE	PREP BATCH #
Chloride	45.4	1.0	mg/L	MCAWW 300.0A	08/23/09	9237291
		Dilution Factor: 1		MDL.....: 0.10		
Dissolved Organic Carbon	1	1	mg/L	SW846 9060	08/24/09	9236317
		Dilution Factor: 1		MDL.....: 0.2		
Nitrate as N	ND	0.10	mg/L	MCAWW 300.0A	08/23/09	9237293
		Dilution Factor: 1		MDL.....: 0.023		
Nitrite as N	ND	0.10	mg/L	MCAWW 300.0A	08/23/09	9237294
		Dilution Factor: 1		MDL.....: 0.012		
Nitrogen, as Ammonia	0.1 B	0.2	mg/L	MCAWW 350.3	09/02/09	9245150
		Dilution Factor: 1		MDL.....: 0.1		
Phosphate as P, Ortho	1.1 J	0.50	mg/L	MCAWW 300.0A	08/23/09	9237295
		Dilution Factor: 1		MDL.....: 0.044		
Phosphate as P, Ortho	ND	0.50	mg/L	MCAWW 300.0A	08/25/09	9238168
		Dilution Factor: 1		MDL.....: 0.044		
Sulfate	5.4	1.0	mg/L	MCAWW 300.0A	08/23/09	9237292
		Dilution Factor: 1		MDL.....: 0.12		
Total Alkalinity	29 J	5.0	mg/L	MCAWW 310.1	08/25/09	9237093
		Dilution Factor: 1		MDL.....: 1.1		
Total Dissolved Solids	140	10	mg/L	MCAWW 160.1	08/26-08/27/09	9238395
		Dilution Factor: 1		MDL.....: 3.1		

NOTE(S):

RL Reporting Limit

B Estimated result. Result is less than RL.

J Method blank contamination. The associated method blank contains the target analyte at a reportable level.

Tetra Tech NUS, Inc

Client Sample ID: MRC-MW81B-082109

General Chemistry

Lot-Sample #...: A9H220139-006 Work Order #...: LJLXR Matrix.....: WG
Date Sampled...: 08/21/09 11:40 Date Received..: 08/22/09

PARAMETER	RESULT	RL	UNITS	METHOD	PREPARATION-ANALYSIS DATE	PREP BATCH #
Chloride	125	1.0	mg/L	MCAWW 300.0A	08/22/09	9237291
		Dilution Factor: 1		MDL.....: 0.10		
Dissolved Organic Carbon	4	1	mg/L	SW846 9060	08/24/09	9236317
		Dilution Factor: 1		MDL.....: 0.2		
Nitrate as N	ND	0.10	mg/L	MCAWW 300.0A	08/22/09	9237293
		Dilution Factor: 1		MDL.....: 0.023		
Nitrite as N	0.30	0.10	mg/L	MCAWW 300.0A	08/22/09	9237294
		Dilution Factor: 1		MDL.....: 0.012		
Nitrogen, as Ammonia	0.7	0.2	mg/L	MCAWW 350.3	09/02/09	9245150
		Dilution Factor: 1		MDL.....: 0.1		
Phosphate as P, Ortho	0.10 B,J	0.50	mg/L	MCAWW 300.0A	08/22/09	9237295
		Dilution Factor: 1		MDL.....: 0.044		
Sulfate	5.6	1.0	mg/L	MCAWW 300.0A	08/22/09	9237292
		Dilution Factor: 1		MDL.....: 0.12		
Total Alkalinity	140 J	5.0	mg/L	MCAWW 310.1	08/25/09	9237093
		Dilution Factor: 1		MDL.....: 1.1		
Total Dissolved Solids	350	10	mg/L	MCAWW 160.1	08/26-08/27/09	9238395
		Dilution Factor: 1		MDL.....: 3.1		

NOTE(S):

RL Reporting Limit

B Estimated result. Result is less than RL.

J Method blank contamination. The associated method blank contains the target analyte at a reportable level.

Appendix C

Support Documentation

CASE NARRATIVE

9H19214

The following report contains the analytical results for eleven water samples and two quality control samples submitted to TestAmerica North Canton by Tetra Tech NUS, Inc. from the Groundwater Sampling 2009 Site. The samples were received August 19, 2009 and August 22, 2009, according to documented sample acceptance procedures.

This SDG consists of (2) laboratory ID's: A9H190214 and A9H220139.

TestAmerica utilizes USEPA approved methods in all analytical work. The samples presented in this report were analyzed for the parameter(s) listed on the analytical methods summary page in accordance with the method(s) indicated. Preliminary results were provided to Dev Murali, Tobrena Skeen, and Tony Apanavage on September 03, 2009, and September 05, 2009. A summary of QC data for these analyses is included at the back of the report.

TestAmerica North Canton attests to the validity of the laboratory data generated by TestAmerica facilities reported herein. All analyses performed by TestAmerica facilities were done using established laboratory SOPs that incorporate QA/QC procedures described in the applicable methods. TestAmerica's operations groups have reviewed the data for compliance with the laboratory QA/QC plan, and data have been found to be compliant with laboratory protocols unless otherwise noted below.

The test results in this report meet all NELAP requirements for parameters for which accreditation is required or available. Any exceptions to NELAP requirements are noted in this report. Pursuant to NELAP, this report may not be reproduced, except in full, without the written approval of the laboratory.

Please refer to the Quality Control Elements Narrative following this case narrative for additional quality control information.

If you have any questions, please call the Project Manager, Patrick J. O'Meara, at 330-497-9396.

This report is sequentially paginated. The final page of the report is labeled as "END OF REPORT."

SUPPLEMENTAL QC INFORMATION

SAMPLE RECEIVING

The coolers were received at temperatures ranging from 0.6 to 3.8°C.

CASE NARRATIVE (continued)

GC/MS VOLATILES

The sample(s) that contained concentrations of target analyte(s) at a reportable level in the associated Method Blank(s) were flagged with "B". All target analytes in the Method Blank must be below the reporting limit (RL) or the associated sample(s) must be ND with the exception of common laboratory contaminants.

The sample(s) that contain results between the MDL and the RL were flagged with "J". There is a possibility of false positive or mis-identification at these quantitation levels. In analytical methods requiring confirmation of the analyte reported, confirmation was performed only down to the standard reporting limit (SRL). The acceptance criteria for QC samples may not be met at these quantitation levels.

2-Chloroethyl vinyl ether cannot be reliably recovered in an acid preserved sample.

GC/MS SEMIVOLATILES

The matrix spike/matrix spike duplicate data for batch(es) 9232270 are not included in this report. The batch QC samples, which document the effect of a specific sample matrix on method performance, were not associated with a sample reported in this lot. The data, therefore, has no bearing on the samples reported herein. In order to document compliance with the QC requirement for an MS/MSD per 20 environmental samples, a summary of sample/QC associations has been provided following this case narrative.

DISSOLVED GASES/RSK

The sample(s) that contain results between the MDL and the RL were flagged with "J". There is a possibility of false positive or mis-identification at these quantitation levels. In analytical methods requiring confirmation of the analyte reported, confirmation was performed only down to the standard reporting limit (SRL). The acceptance criteria for QC samples may not be met at these quantitation levels.

For batch(es) 9239116, due to an inconsistent regulator, the gas standards used for generating the primary source and secondary source are not compatible.The primary source is being used for continuing calibration, batch QC spikes and matrix spikes until the problem is resolved.

METALS

The sample(s) that contain results between the MDL and the RL were flagged with "B". There is the possibility of false positive or mis-identification at these quantitation levels. The acceptance criteria for the ICB, CCB, and Method Blank are +/- the standard reporting limit (SRL).

CASE NARRATIVE (continued)

METALS (continued)

The sample(s) that contained concentrations of target analyte(s) at a reportable level in the associated Method Blank(s) were flagged with "J". Refer to the sample report pages for the affected analyte(s).

Matrix spike recovery and relative percent difference (RPD) data were not calculated for some analytes for MRC-78B-081709 and MRC-MW80A-082009 due to the sample concentration reading greater than four times the spike amount. See the Matrix Spike Report for the affected analytes which will be flagged with "NC, MSB".

The sample duplicate RPD was outside the acceptance limits for some analytes. The result is less than five times the reporting limit; therefore, no corrective action is required. Refer to the sample duplicate report for RPDS that exceed 20%.

GENERAL CHEMISTRY

The sample(s) that contain results between the MDL and the RL were flagged with "B". There is the possibility of false positive or mis-identification at these quantitation levels. The acceptance criteria for the ICB, CCB, and Method Blank are +/- the standard reporting limit (SRL).

The sample(s) that contained concentrations of target analyte(s) at a reportable level in the associated Method Blank(s) were flagged with "J". Refer to the sample report pages for the affected analytes(s).

The matrix spike/matrix spike duplicate(s) for batch(es) 9238168 had recoveries outside acceptance limits. However, since the associated method blank(s) and laboratory control sample(s) were in control, no corrective action was necessary.

For batch(es) 9237295, the CCV failed high for Orthophosphate Ion Chromatography. Sample(s) MRC-MW81B-082109 was non-detect for this assay and reported within hold.

For batch(es) 9237295, the CCV failed high for Orthophosphate Ion Chromatography. Sample(s) MRC-MW43A-082109 was analyzed within hold on the run associated with this high CCV, then reanalyzed outside of hold for data confirmation. Both sets of data are reported.

For batch(es) 9238168, the CCV exceeded method criteria on the high side for Ortho phosphate by Ion Chromatography. Since the associated sample(s) MRC-MW43A-082109 results were below the requested reporting limit, the results were accepted.

Chain of Custody Record

Temperature on Receipt _____

Drinking Water? Yes ☐ No ☐

TestAmerica
THE LEADER IN ENVIRONMENTAL TESTING

26

TAL-4124 (1007)

Client	Project Manager	Date	Chain of Custody Number
Tetra Tech NUS	Tony Apanavage	8-17-09	141134
Address	**Telephone Number (Area Code)/Fax Number**	**Lab Number**	**Page** 1 of 1
20251 Century Blvd STE 200	(301) 528-3021		
City / **State** / **Zip Code**	**Site Contact**	**Lab Contact**	
Germantown / MD / 20874	Walt Pryor		
Project Name and Location (State)	**Carrier/Waybill Number**		
Groundwater Sampling 2009			
Contract/Purchase Order/Quote No.			
Middle River Center			

Sample I.D. No. and Description (Containers for each sample may be combined on one line)	Date	Time	Matrix: Air	Aqueous	Sed.	Soil	Containers & Preservatives: Unpres.	H_2SO_4	HNO_3	HCl	NaOH	ZnAc/NaOH	Analysis: VOCs	Total ppm	Diss ppm	1,4 Dioxane
TB-081709	8-17-09	0800		X						X			X			
MRC-78B-081709		1204		X			X		X	X			X	X	X	X
MRC-74B-081709		1546		X					X	X			X	X	X	
MRC-MW 88A-081809	8-18-09	1036		X			X		X	X			X	X	X	X
MRC-MW 88B-081809		1202		X			X		X	X			X	X	X	X
MRC-MW 90B-081809		1515		X			X		X	X			X	X	X	X

Special Instructions/ Conditions of Receipt

Possible Hazard Identification
☐ Non-Hazard ☐ Flammable ☐ Skin Irritant ☐ Poison B ☐ Unknown

Sample Disposal
☐ Return To Client ☐ Disposal By Lab ☐ Archive For _____ Months
(A fee may be assessed if samples are retained longer than 1 month)

Turn Around Time Required
☐ 24 Hours ☐ 48 Hours ☐ 7 Days ☐ 14 Days ☐ 21 Days ☐ Other _____

QC Requirements (Specify)

	Date	Time		Date	Time
1. Relinquished By: Walt Pryor	8-18-09	1730	1. Received By: Darryl Burns	8/19/09	920
2. Relinquished By			2. Received By		
3. Relinquished By			3. Received By		

Comments

DISTRIBUTION: WHITE - Returned to Client with Report; CANARY - Stays with the Sample; PINK - Field Copy

North Canton

TestAmerica Cooler Receipt Form/Narrative **Lot Number:** 490190214
North Canton Facility

Client Tetra Tech Project Middle River By: Terry Burns
Cooler Received on 8/19/09 Opened on 8/19/09 (Signature)
FedEx ☒ UPS ☐ DHL ☐ FAS ☐ Stetson ☐ Client Drop Off ☐ TestAmerica Courier ☐ Other _____
TestAmerica Cooler # _____ Multiple Coolers ☒ Foam Box ☐ Client Cooler ☐ Other _____

1. Were custody seals on the outside of the cooler(s)? Yes ☒ No ☐ Intact? Yes ☒ No ☐ NA ☐
   If YES, Quantity _____ Quantity Unsalvageable _____
   Were custody seals on the outside of cooler(s) signed and dated? Yes ☒ No ☐ NA ☐
   Were custody seals on the bottle(s)? Yes ☐ No ☒
   If YES, are there any exceptions? _____
2. Shippers' packing slip attached to the cooler(s)? Yes ☒ No ☐
3. Did custody papers accompany the sample(s)? Yes ☒ No ☐ Relinquished by client? Yes ☒ No ☐
4. Were the custody papers signed in the appropriate place? Yes ☒ No ☐
5. Packing material used: Bubble Wrap ☒ Foam ☐ None ☐ Other _____
6. Cooler temperature upon receipt _____ °C See back of form for multiple coolers/temps ☒
   METHOD: IR ☒ Other ☐ _____
   COOLANT: Wet Ice ☒ Blue Ice ☐ Dry Ice ☐ Water ☐ None ☐
7. Did all bottles arrive in good condition (Unbroken)? Yes ☒ No ☐
8. Could all bottle labels be reconciled with the COC? Yes ☒ No ☐
9. Were sample(s) at the correct pH upon receipt? Yes ☒ No ☐ NA ☐
10. Were correct bottle(s) used for the test(s) indicated? Yes ☒ No ☐
11. Were air bubbles >6 mm in any VOA vials? Yes ☐ No ☒ NA ☐
12. Sufficient quantity received to perform indicated analyses? Yes ☒ No ☐
13. Was a trip blank present in the cooler(s)? Yes ☒ No ☐ Were VOAs on the COC? Yes ☒ No ☐

Contacted PM _____ Date _____ by _____ via Verbal ☐ Voice Mail ☐ Other ☐
Concerning _____

14. CHAIN OF CUSTODY

The following discrepancies occurred:

15. SAMPLE CONDITION

Sample(s) _____ were received after the recommended holding time had expired.
Sample(s) _____ were received in a broken container.
Sample(s) _____ were received with bubble >6 mm in diameter. (Notify PM)

16. SAMPLE PRESERVATION

Sample(s) _____ were further preserved in Sample Receiving to meet recommended pH level(s). *Nitric Acid Lot# 031909-HNO_3; Sulfuric Acid Lot# 100108-H_2SO_4; Sodium Hydroxide Lot# 100108 -NaOH; Hydrochloric Acid Lot# 092006-HCl; Sodium Hydroxide and Zinc Acetate Lot# 050205-$(CH_3COO)_2ZN$/NaOH.* What time was preservative added to sample(s)? _____

Client ID	pH	Date	Initials
78B	<2 <2	8/19/09	TB
74B	<2 <2	"	"
88A	<2 <2	"	"
88B	<2 <2	"	"
90B	<2 <2	"	"

Chain of Custody Record

Temperature on Receipt _____

Drinking Water? Yes ☐ No ☐

TestAmerica
THE LEADER IN ENVIRONMENTAL TESTING

TAL-4124 (1007)

Client	Project Manager	Date	Chain of Custody Number
Tetra Tech NUS	Tony Aparavage	8-20-09	141135
Address	**Telephone Number (Area Code)/Fax Number**	**Lab Number**	**Page 1 of 1**
20251 Century Blvd STE 200	(301) 528-3021		
City	**State** / **Zip Code**	**Site Contact**	**Lab Contact**
Germantown	MD / 20874	Walt Payne	
Project Name and Location (State)	**Carrier/Waybill Number**		
Groundwater Sampling 2009			
Contract/Purchase Order/Quote No.			
Middle River Center			

Sample I.D. No. and Description (Containers for each sample may be combined on one line)	Date	Time	Matrix: Air	Aqueous	Sed.	Soil	Containers & Preservatives: Unpres.	H2SO4	HNO3	HCl	NaOH	ZnAc/NaOH	Analysis: VOCs	Total ppm	Diss ppm	1,4 Dioxane	Diss Gasses	DOC	Ammonia-N	Fe II/III	Alk, TDS, Anions	Special Instructions/ Conditions of Receipt
TB-082009	8-20-09	0800		X						X			X									
MRC-MW 80A-082009		1145		X			X		X	X			X	X	X	X						
MRC-MW 80B-082009		1514		X			X		X	X			X	X	X	X						
MRC-MW 87A-082009	↓	1600		X			X		X	X			X	X	X	X						
MRC-MW 81A-082109	8-21-09	1022		X			X		X	X			X	X	X							
MRC-MW 81B-082109		1140		X			X	X	X	X			X	X	X		X	X	X	X	X	
MRC-MW 43A-082109	↓	1403		X			X	X	X	X			X	X	X		X	X	X	X	X	

Possible Hazard Identification
☐ Non-Hazard ☐ Flammable ☐ Skin Irritant ☐ Poison B ☐ Unknown

Sample Disposal
☐ Return To Client ☐ Disposal By Lab ☐ Archive For _____ Months
(A fee may be assessed if samples are retained longer than 1 month)

Turn Around Time Required
☐ 24 Hours ☐ 48 Hours ☐ 7 Days ☐ 14 Days ☐ 21 Days ☐ Other _____

QC Requirements (Specify)

	Date	Time		Date	Time
1. Relinquished By: Walt Payne	8-21-09	1700	1. Received By: TESTAMERICA	8/21/09	1000
2. Relinquished By			2. Received By		
3. Relinquished By			3. Received By		

Comments

DISTRIBUTION: WHITE - Returned to Client with Report; CANARY - Stays with the Sample; PINK - Field Copy

North Canton

29

TestAmerica Cooler Receipt Form/Narrative **Lot Number:** A9H220139
North Canton Facility

Client TETRA TECH Project MIO RIVER By: [signature] (Signature)
Cooler Received on 22 AUG 2009 Opened on 22 AUG 2009
FedEx ☒ UPS ☐ DHL ☐ FAS ☐ Stetson ☐ Client Drop Off ☐ TestAmerica Courier ☐ Other _____
TestAmerica Cooler # BACK Multiple Coolers ☒ Foam Box ☐ Client Cooler ☐ Other _____

1. Were custody seals on the outside of the cooler(s)? Yes ☒ No ☐ Intact? Yes ☒ No ☐ NA ☐
   If YES, Quantity MF 8/22 ~~3~~ 4 Quantity Unsalvageable _____
   Were custody seals on the outside of cooler(s) signed and dated? Yes ☒ No ☐ NA ☐
   Were custody seals on the bottle(s)? Yes ☐ No ☒
   If YES, are there any exceptions? _____
2. Shippers' packing slip attached to the cooler(s)? Yes ☒ No ☐
3. Did custody papers accompany the sample(s)? Yes ☒ No ☐ Relinquished by client? Yes ☒ No ☐
4. Were the custody papers signed in the appropriate place? Yes ☒ No ☐
5. Packing material used: Bubble Wrap ☒ Foam ☒ None ☐ Other PLASTIC BAG
6. Cooler temperature upon receipt BACK °C See back of form for multiple coolers/temps ☒
   METHOD: IR ☒ Other ☐ _____
   COOLANT: Wet Ice ☒ Blue Ice ☐ Dry Ice ☐ Water ☐ None ☐
7. Did all bottles arrive in good condition (Unbroken)? Yes ☒ No ☐
8. Could all bottle labels be reconciled with the COC? Yes ☒ No ☐
9. Were sample(s) at the correct pH upon receipt? Yes ☐ No ☒ NA ☐
10. Were correct bottle(s) used for the test(s) indicated? Yes ☒ No ☐
11. Were air bubbles >6 mm in any VOA vials? Yes ☐ No ☒ NA ☐
12. Sufficient quantity received to perform indicated analyses? Yes ☒ No ☐
13. Was a trip blank present in the cooler(s)? Yes ☒ No ☐ Were VOAs on the COC? Yes ☒ No ☐

Contacted PM _____ Date _____ by _____ via Verbal ☐ Voice Mail ☐ Other ☐
Concerning _____

14. CHAIN OF CUSTODY

The following discrepancies occurred:

15. SAMPLE CONDITION

Sample(s) _____ were received after the recommended holding time had expired.
Sample(s) _____ were received in a broken container.
Sample(s) _____ were received with bubble >6 mm in diameter. (Notify PM)

16. SAMPLE PRESERVATION

Sample(s) TMETS 80A, 80B, 87A, Fe/K/Mn METALS FOR 81B were further preserved in Sample Receiving to meet recommended pH level(s) *Nitric Acid Lot# 031909-HNO_3; Sulfuric Acid Lot# 100108-H_2SO_4; Sodium Hydroxide Lot# 100108 -NaOH; Hydrochloric Acid Lot# 092006-HCl; Sodium Hydroxide and Zinc Acetate Lot# 050205-$(CH_3COO)_2ZN$/NaOH.* What time was preservative added to sample(s)? 1115, 1116, 1117

Client ID	pH	Date	Initials
80A	L2 L2	22 AUG 09	MAJ
80B	L2 L2		
87A	L2 L2		
81A	L2 L2		
81B	L2 L2 L2 L2		
43A	L2 L2 L2 L2		

HOLDTIME

SDG 9H19214

SORT	UNITS	NSAMPLE	LAB_ID	QC_TYPE	SAMP_DATE	EXTR_DATE	ANAL_DATE	SMP_EXTR	EXTR_ANL	SMP_ANL
HG	UG/L	MRC-MW43A-082109	A9H220139007	NM	8/21/2009	8/24/2009	8/25/2009	2.831	1.216	4.047
HG	UG/L	MRC-MW90B-081809	A9H190214006	NM	8/18/2009	8/20/2009	8/20/2009	1.781	0.294	2.076
HG	UG/L	MRC-MW88B-081809	A9H190214005	NM	8/18/2009	8/20/2009	8/20/2009	1.915	0.292	2.208
HG	UG/L	MRC-MW88A-081809	A9H190214004	NM	8/18/2009	8/20/2009	8/20/2009	1.975	0.297	2.272
HG	UG/L	MRC-MW87A-082009	A9H220139004	NM	8/20/2009	8/24/2009	8/25/2009	3.75	1.211	4.961
HG	UG/L	MRC-MW81B-082109	A9H220139006	NM	8/21/2009	8/24/2009	8/25/2009	2.931	1.219	4.150
HG	UG/L	MRC-MW81A-082109	A9H220139005	NM	8/21/2009	8/24/2009	8/25/2009	2.985	1.215	4.199
HG	UG/L	MRC-MW80A-082009	A9H220139002	NM	8/20/2009	8/24/2009	8/25/2009	3.927	1.206	5.133
HG	UG/L	MRC-78B-081709	A9H190214002	NM	8/17/2009	8/20/2009	8/20/2009	2.914	0.283	3.197
HG	UG/L	MRC-74B-081709	A9H190214003	NM	8/17/2009	8/20/2009	8/20/2009	2.76	0.300	3.06
HG	UG/L	MRC-MW80B-082009	A9H220139003	NM	8/20/2009	8/24/2009	8/25/2009	3.782	1.213	4.995
M	UG/L	MRC-MW87A-082009	A9H220139004	NM	8/20/2009	8/24/2009	8/31/2009	3.75	7.006	10.76
M	UG/L	MRC-MW80A-082009	A9H220139002	NM	8/20/2009	8/24/2009	8/31/2009	3.927	6.981	10.91
M	UG/L	MRC-74B-081709	A9H190214003	NM	8/17/2009	8/20/2009	8/26/2009	2.76	6.326	9.085
M	UG/L	MRC-MW80B-082009	A9H220139003	NM	8/20/2009	8/24/2009	8/31/2009	3.782	7.001	10.78

SORT	UNITS	NSAMPLE	LAB_ID	QC_TYPE	SAMP_DATE	EXTR_DATE	ANAL_DATE	SMP_EXTR	EXTR_ANL	SMP_ANL
M	UG/L	MRC-MW81B-082109	A9H220139006	NM	8/21/2009	8/24/2009	8/31/2009	2.931	7.017	9.948
M	UG/L	MRC-78B-081709	A9H190214002	NM	8/17/2009	8/20/2009	8/26/2009	2.914	6.305	9.219
M	UG/L	MRC-MW88A-081809	A9H190214004	NM	8/18/2009	8/20/2009	8/26/2009	1.975	6.331	8.306
M	UG/L	MRC-MW88B-081809	A9H190214005	NM	8/18/2009	8/20/2009	8/26/2009	1.915	6.337	8.252
M	UG/L	MRC-MW90B-081809	A9H190214006	NM	8/18/2009	8/20/2009	8/26/2009	1.781	6.342	8.124
M	UG/L	MRC-MW43A-082109	A9H220139007	NM	8/21/2009	8/24/2009	8/31/2009	2.831	7.024	9.855
M	UG/L	MRC-MW81A-082109	A9H220139005	NM	8/21/2009	8/24/2009	8/31/2009	2.985	7.012	9.997
HGF	UG/L	MRC-MW81B-082109	A9H220139006	NM	8/21/2009	8/24/2009	8/25/2009	2.931	1.220	4.151
HGF	UG/L	MRC-MW81A-082109	A9H220139005	NM	8/21/2009	8/24/2009	8/25/2009	2.985	1.215	4.200
HGF	UG/L	MRC-MW90B-081809	A9H190214006	NM	8/18/2009	8/20/2009	8/20/2009	1.781	0.295	2.076
HGF	UG/L	MRC-MW88B-081809	A9H190214005	NM	8/18/2009	8/20/2009	8/20/2009	1.915	0.293	2.208
HGF	UG/L	MRC-MW88A-081809	A9H190214004	NM	8/18/2009	8/20/2009	8/20/2009	1.975	0.299	2.274
HGF	UG/L	MRC-MW80B-082009	A9H220139003	NM	8/20/2009	8/24/2009	8/25/2009	3.782	1.214	4.996
HGF	UG/L	MRC-MW80A-082009	A9H220139002	NM	8/20/2009	8/24/2009	8/25/2009	3.927	1.210	5.137
HGF	UG/L	MRC-MW43A-082109	A9H220139007	NM	8/21/2009	8/24/2009	8/25/2009	2.831	1.217	4.048
HGF	UG/L	MRC-78B-081709	A9H190214002	NM	8/17/2009	8/20/2009	8/20/2009	2.914	0.290	3.204
HGF	UG/L	MRC-74B-081709	A9H190214003	NM	8/17/2009	8/20/2009	8/20/2009	2.76	0.301	3.061
HGF	UG/L	MRC-MW87A-082009	A9H220139004	NM	8/20/2009	8/24/2009	8/25/2009	3.75	1.212	4.962

SORT	UNITS	NSAMPLE	LAB_ID	QC_TYPE	SAMP_DATE	EXTR_DATE	ANAL_DATE	SMP_EXTR	EXTR_ANL	SMP_ANL
MF	UG/L	MRC-MW80B-082009	A9H220139003	NM	8/20/2009	8/24/2009	8/31/2009	3.782	7.003	10.79
MF	UG/L	MRC-78B-081709	A9H190214002	NM	8/17/2009	8/20/2009	8/26/2009	2.914	6.317	9.231
MF	UG/L	MRC-MW80A-082009	A9H220139002	NM	8/20/2009	8/24/2009	8/31/2009	3.927	6.984	10.91
MF	UG/L	MRC-74B-081709	A9H190214003	NM	8/17/2009	8/20/2009	8/26/2009	2.76	6.328	9.088
MF	UG/L	MRC-MW81A-082109	A9H220139005	NM	8/21/2009	8/24/2009	8/31/2009	2.985	7.015	9.999
MF	UG/L	MRC-MW87A-082009	A9H220139004	NM	8/20/2009	8/24/2009	8/31/2009	3.75	7.009	10.76
MF	UG/L	MRC-MW88A-081809	A9H190214004	NM	8/18/2009	8/20/2009	8/26/2009	1.975	6.334	8.309
MF	UG/L	MRC-MW88B-081809	A9H190214005	NM	8/18/2009	8/20/2009	8/26/2009	1.915	6.34	8.255
MF	UG/L	MRC-MW90B-081809	A9H190214006	NM	8/18/2009	8/20/2009	8/26/2009	1.781	6.351	8.133
MF	UG/L	MRC-MW81B-082109	A9H220139006	NM	8/21/2009	8/24/2009	8/31/2009	2.931	7.020	9.951
MF	UG/L	MRC-MW43A-082109	A9H220139007	NM	8/21/2009	8/24/2009	8/31/2009	2.831	7.026	9.858
ALK	MG/L	MRC-MW43A-082109	A9H220139007	NM	8/21/2009	8/25/2009	8/25/2009	3.415	0	3.415
ALK	MG/L	MRC-MW81B-082109	A9H220139006	NM	8/21/2009	8/25/2009	8/25/2009	3.514	0	3.514
CL	MG/L	MRC-MW43A-082109	A9H220139007	NM	8/21/2009	8/23/2009	8/23/2009	1.415	0.007	1.422
CL	MG/L	MRC-MW81B-082109	A9H220139006	NM	8/21/2009	8/22/2009	8/22/2009	0.514	0.973	1.487
DOC	MG/L	MRC-MW81B-082109	A9H220139006	NM	8/21/2009	8/24/2009	8/24/2009	2.514	0	2.514
DOC	MG/L	MRC-MW43A-082109	A9H220139007	NM	8/21/2009	8/24/2009	8/24/2009	2.415	0	2.415
ETHA	UG/L	MRC-MW81B-082109	A9H220139006	NM	8/21/2009	9/1/2009	9/1/2009	10.51	0.721	11.23

SORT	UNITS	NSAMPLE	LAB_ID	QC_TYPE	SAMP_DATE	EXTR_DATE	ANAL_DATE	SMP_EXTR	EXTR_ANL	SMP_ANL
ETHA	UG/L	MRC-MW43A-082109	A9H220139007	NM	8/21/2009	9/1/2009	9/1/2009	10.41	0.731	11.15
ETHE	UG/L	MRC-MW43A-082109	A9H220139007	NM	8/21/2009	9/1/2009	9/1/2009	10.41	0.731	11.15
ETHE	UG/L	MRC-MW81B-082109	A9H220139006	NM	8/21/2009	9/1/2009	9/1/2009	10.51	0.721	11.23
METH	UG/L	MRC-MW43A-082109	A9H220139007	NM	8/21/2009	9/1/2009	9/1/2009	10.41	0.731	11.15
METH	UG/L	MRC-MW81B-082109	A9H220139006	NM	8/21/2009	9/1/2009	9/1/2009	10.51	0.721	11.23
NH3	MG/L	MRC-MW43A-082109	A9H220139007	NM	8/21/2009	9/2/2009	9/2/2009	11.41	0	11.41
NH3	MG/L	MRC-MW81B-082109	A9H220139006	NM	8/21/2009	9/2/2009	9/2/2009	11.51	0	11.51
NTA	MG/L	MRC-MW43A-082109	A9H220139007	NM	8/21/2009	8/23/2009	8/23/2009	1.415	0.007	1.422
NTA	MG/L	MRC-MW81B-082109	A9H220139006	NM	8/21/2009	8/22/2009	8/22/2009	0.514	0.973	1.487
NTI	MG/L	MRC-MW81B-082109	A9H220139006	NM	8/21/2009	8/22/2009	8/22/2009	0.514	0.973	1.487
NTI	MG/L	MRC-MW43A-082109	A9H220139007	NM	8/21/2009	8/23/2009	8/23/2009	1.415	0.007	1.422
OPO4	MG/L	MRC-MW81B-082109	A9H220139006	NM	8/21/2009	8/22/2009	8/22/2009	0.514	0.973	1.487
OPO4	MG/L	MRC-MW43A-082109	A9H220139007	NM	8/21/2009	8/23/2009	8/23/2009	1.415	0.007	1.422
OPO4	MG/L	MRC-MW43A-082109	A9H220139007	NM	8/21/2009	8/25/2009	8/25/2009	3.415	0.806	4.221
SO4	MG/L	MRC-MW81B-082109	A9H220139006	NM	8/21/2009	8/22/2009	8/22/2009	0.514	0.973	1.487
SO4	MG/L	MRC-MW43A-082109	A9H220139007	NM	8/21/2009	8/23/2009	8/23/2009	1.415	0.007	1.422
TDS	MG/L	MRC-MW43A-082109	A9H220139007	NM	8/21/2009	8/26/2009	8/27/2009	4.415	1	5.415
TDS	MG/L	MRC-MW81B-082109	A9H220139006	NM	8/21/2009	8/26/2009	8/27/2009	4.514	1	5.514

SORT	UNITS	NSAMPLE	LAB_ID	QC_TYPE	SAMP_DATE	EXTR_DATE	ANAL_DATE	SMP_EXTR	EXTR_ANL	SMP_ANL
OS	UG/L	MRC-MW88B-081809	A9H190214005	NM	8/18/2009	8/20/2009	8/28/2009	1.499	8.895	10.39
OS	UG/L	MRC-MW90B-081809	A9H190214006	NM	8/18/2009	8/20/2009	9/2/2009	1.365	13.82	15.18
OS	UG/L	MRC-MW87A-082009	A9H220139004	NM	8/20/2009	8/23/2009	8/28/2009	2.729	5.39	8.119
OS	UG/L	MRC-78B-081709	A9H190214002	NM	8/17/2009	8/20/2009	8/28/2009	2.497	8.799	11.3
OS	UG/L	MRC-MW80A-082009	A9H220139002	NM	8/20/2009	8/23/2009	8/28/2009	2.906	5.362	8.268
OS	UG/L	MRC-MW80B-082009	A9H220139003	NM	8/20/2009	8/23/2009	8/28/2009	2.761	5.376	8.137
OS	UG/L	MRC-MW88A-081809	A9H190214004	NM	8/18/2009	8/20/2009	8/28/2009	1.558	8.881	10.44
OV	UG/L	MRC-MW87A-082009	A9H220139004	NM	8/20/2009	8/30/2009	8/30/2009	9.333	0.734	10.07
OV	UG/L	TB-082009	A9H220139001	TB	8/20/2009	8/30/2009	8/30/2009	9.667	0.69	10.36
OV	UG/L	TB-081709	A9H190214001	TB	8/17/2009	8/28/2009	8/28/2009	10.67	0.531	11.2
OV	UG/L	MRC-MW90B-081809	A9H190214006	NM	8/18/2009	8/28/2009	8/28/2009	9.365	0.613	9.978
OV	UG/L	MRC-74B-081709	A9H190214003	NM	8/17/2009	8/28/2009	8/28/2009	10.34	0.908	11.25
OV	UG/L	MRC-MW88A-081809	A9H190214004	NM	8/18/2009	8/28/2009	8/28/2009	9.558	0.58	10.14
OV	UG/L	MRC-MW81B-082109	A9H220139006	NM	8/21/2009	8/30/2009	8/30/2009	8.514	0.764	9.278
OV	UG/L	MRC-MW81A-082109	A9H220139005	NM	8/21/2009	8/30/2009	8/30/2009	8.568	0.749	9.317
OV	UG/L	MRC-MW80B-082009	A9H220139003	NM	8/20/2009	8/30/2009	8/30/2009	9.365	0.719	10.08
OV	UG/L	MRC-MW80A-082009	A9H220139002	NM	8/20/2009	8/30/2009	8/30/2009	9.510	0.704	10.21
OV	UG/L	MRC-MW43A-082109	A9H220139007	NM	8/21/2009	8/30/2009	8/30/2009	8.415	0.674	9.089

SORT	UNITS	NSAMPLE	LAB_ID	QC_TYPE	SAMP_DATE	EXTR_DATE	ANAL_DATE	SMP_EXTR	EXTR_ANL	SMP_ANL
OV	UG/L	MRC-78B-081709	A9H190214002	NM	8/17/2009	8/28/2009	8/28/2009	10.5	0.892	11.39
OV	UG/L	MRC-MW88B-081809	A9H190214005	NM	8/18/2009	8/28/2009	8/28/2009	9.499	0.597	10.1

ANALYTICAL METHODS SUMMARY

9H19214

PARAMETER	ANALYTICAL METHOD
Alkalinity	MCAWW 310.1
Ammonia Nitrogen	MCAWW 350.3
Chloride	MCAWW 300.0A
Dissolved Gases in Water	RSK SOP-175
Dissolved Organic Carbon	SW846 9060
Filterable Residue (TDS)	MCAWW 160.1
ICP-MS (6020)	SW846 6020
Mercury in Liquid Waste (Manual Cold-Vapor)	SW846 7470A
Nitrate as N	MCAWW 300.0A
Nitrite as N	MCAWW 300.0A
Phosphate as P, Ortho	MCAWW 300.0A
Semivolatile Organic Compounds by GC/MS	SW846 8270C
Sulfate	MCAWW 300.0A
Volatile Organics by GC/MS	SW846 8260B

References:

MCAWW "Methods for Chemical Analysis of Water and Wastes", EPA-600/4-79-020, March 1983 and subsequent revisions.

RSK Sample Prep and Calculations for Dissolved Gas Analysis in Water Samples Using a GC Headspace Equilibration Technique, RSKSOP-175, REV. 0, 8/11/94, USEPA Research Lab

SW846 "Test Methods for Evaluating Solid Waste, Physical/Chemical Methods", Third Edition, November 1986 and its updates.

SAMPLE SUMMARY

9H19214 : A9H220139

WO #	SAMPLE#	CLIENT SAMPLE ID	SAMPLED DATE	SAMP TIME
LJLXL	001	TB-082009	08/20/09	08:00
LJLXM	002	MRC-MW80A-082009	08/20/09	11:45
LJLXN	003	MRC-MW80B-082009	08/20/09	15:14
LJLXP	004	MRC-MW87A-082009	08/20/09	16:00
LJLXQ	005	MRC-MW81A-082109	08/21/09	10:22
LJLXR	006	MRC-MW81B-082109	08/21/09	11:40
LJLXV	007	MRC-MW43A-082109	08/21/09	14:03

NOTE(S):

- The analytical results of the samples listed above are presented on the following pages.
- All calculations are performed before rounding to avoid round-off errors in calculated results.
- Results noted as "ND" were not detected at or above the stated limit.
- This report must not be reproduced, except in full, without the written approval of the laboratory.
- Results for the following parameters are never reported on a dry weight basis: color, corrosivity, density, flashpoint, ignitability, layers, odor, paint filter test, pH, porosity pressure, reactivity, redox potential, specific gravity, spot tests, solids, solubility, temperature, viscosity, and weight.

SAMPLE SUMMARY

9H19214 : A9H190214

WO #	SAMPLE#	CLIENT SAMPLE ID	SAMPLED DATE	SAMP TIME
LJEHH	001	TB-081709	08/17/09	08:00
LJEHQ	002	MRC-78B-081709	08/17/09	12:04
LJEHX	003	MRC-74B-081709	08/17/09	15:46
LJEH0	004	MRC-MW88A-081809	08/18/09	10:36
LJEH7	005	MRC-MW88B-081809	08/18/09	12:02
LJEH9	006	MRC-MW90B-081809	08/18/09	15:15

NOTE(S):

- The analytical results of the samples listed above are presented on the following pages.
- All calculations are performed before rounding to avoid round-off errors in calculated results.
- Results noted as "ND" were not detected at or above the stated limit.
- This report must not be reproduced, except in full, without the written approval of the laboratory.
- Results for the following parameters are never reported on a dry weight basis: color, corrosivity, density, flashpoint, ignitability, layers, odor, paint filter test, pH, porosity pressure, reactivity, redox potential, specific gravity, spot tests, solids, solubility, temperature, viscosity, and weight.

(Continued on next page)

5A

VOLATILE ORGANIC GC/MS TUNING AND MASS CALIBRATION - BROMOFLUOROBENZENE (BFB)

Lab Name: NORTH CANTON Contract:

Lab Code: TACAN Case No.: SAS No.: SDG No.: 9H19214

Lab File ID: BFB144 BFB Injection Date: 08/26/09

Instrument ID: A3UX11 BFB Injection Time: 1014

Matrix: (soil/water) WATER Level: (low/med) LOW Column: (pack/cap) CAP

m/e	ION ABUNDANCE CRITERIA	% RELATIVE ABUNDANCE
50	15.0 - 40.0% of mass 95	15.5
75	30.0 - 60.0% of mass 95	43.0
95	Base Peak, 100% relative abundance	100.0
96	5.0 - 9.0% of mass 95	6.4
173	Less than 2.0% of mass 174	0.2 (0.2)1
174	50.0 - 100.0% of mass 95	94.8
175	5.0 - 9.0% of mass 174	6.5 (6.8)1
176	Greater than 95.0%, but less than 101.0% of mass 174	92.1 (97.1)1
177	5.0 - 9.0% of mass 176	5.5 (6.0)2

1-Value is % of mass 174 2-Value is % of mass 176

THIS TUNE APPLIES TO THE FOLLOWING SAMPLES, MS, MSD, BLANKS, AND STANDARDS:

	EPA SAMPLE NO.	LAB SAMPLE ID	LAB FILE ID	DATE ANALYZED	TIME ANALYZED
01	VSTD040	200NG-IC	UXJ3943	08/26/09	1050
02	VSTD020	100NG-IC	UXJ3944	08/26/09	1114
03	VSTD010	50NG-IC	UXJ3945	08/26/09	1137
04	VSTD005	25NG-IC	UXJ3946	08/26/09	1201
05	VSTD002	10NG-IC	UXJ3947	08/26/09	1225
06	VSTD001	5NG-IC	UXJ3948	08/26/09	1307
07					
08					
09					
10					
11					
12					
13					
14					
15					
16					
17					
18					
19					
20					
21					
22					

Report Date : 26-Aug-2009 14:06

TestAmerica North Canton

INITIAL CALIBRATION DATA

Start Cal Date : 09-JUN-2009 12:04
End Cal Date : 26-AUG-2009 13:07
Quant Method : ISTD
Origin : Disabled
Target Version : 4.14
Integrator : HP RTE
Method file : \\cansvr11\dd\chem\MSV\a3ux11.i\J90826A-IC.b\8260LLUX11.m
Last Edit : 26-Aug-2009 13:22
Curve Type : Average

Calibration File Names:
Level 1: \\cansvr11\dd\chem\MSV\a3ux11.i\J90616A-IC.b\UXJ2216.D
Level 2: \\cansvr11\dd\chem\MSV\a3ux11.i\J90616A-IC.b\UXJ2215.D
Level 3: \\cansvr11\dd\chem\MSV\a3ux11.i\J90616A-IC.b\UXJ2214.D
Level 4: \\cansvr11\dd\chem\MSV\a3ux11.i\J90616A-IC.b\UXJ2213.D
Level 5: \\cansvr11\dd\chem\MSV\a3ux11.i\J90616A-IC.b\UXJ2212.D
Level 6: \\cansvr11\dd\chem\MSV\a3ux11.i\J90616A-IC.b\UXJ2211.D

	Compound	5.000 Level 1	10.000 Level 2	25.000 Level 3	50.000 Level 4	100.000 Level 5	200.000 Level 6	___ RRF	% RSD
8	Dichlorodifluoromethane	0.33539	0.29442	0.30304	0.28432	0.30581	0.29554	0.30309	5.781
9	Chloromethane	0.47816	0.42395	0.41102	0.38657	0.39389	0.36763	0.41020	9.407
10	Vinyl Chloride	0.56994	0.50937	0.50995	0.48047	0.50511	0.47952	0.50906	6.463
11	Bromomethane	0.29075	0.26994	0.25907	0.23383	0.24476	0.23310	0.25524	8.848
12	Chloroethane	0.39589	0.35947	0.33407	0.32676	0.33713	0.32544	0.34646	7.833
13	Trichlorofluoromethane	0.55284	0.49504	0.51145	0.48229	0.51479	0.50489	0.51021	4.702
14	Dichlorofluoromethane	0.53634	0.51776	0.46800	0.47538	0.48661	0.50485	0.49816	5.271
15	Acrolein	0.06764	0.06466	0.06201	0.06405	0.06769	0.06680	0.06548	3.483
16	Acetone	0.24719	0.16216	0.14299	0.13012	0.13298	0.12827	0.15728	29.109
17	1,1-Dichloroethene	0.39773	0.39745	0.38340	0.39454	0.38942	0.38384	0.39106	1.661
18	Freon-113	0.26966	0.24335	0.25166	0.25329	0.26245	0.26165	0.25701	3.650
19	Iodomethane	0.61698	0.60963	0.59607	0.60102	0.61996	0.61199	0.60928	1.510
20	Carbon Disulfide	1.02561	0.95244	1.01093	1.09055	1.17777	1.21700	1.07905	9.490
21	Methylene Chloride	0.75210	0.49387	0.45277	0.44636	0.44316	0.42648	0.50246	24.746
22	Acetonitrile	0.05437	0.05109	0.05448	0.05406	0.05320	0.04823	0.05257	4.702
23	Acrylonitrile	0.18732	0.17910	0.17424	0.17481	0.18124	0.18087	0.17960	2.681
24	Methyl tert-butyl ether	1.13968	1.08442	1.08929	1.11515	1.15515	1.18005	1.12729	3.353
25	trans-1,2-Dichloroethene	0.47980	0.46762	0.44423	0.45429	0.46456	0.46432	0.46247	2.621
26	Hexane	0.10748	0.07716	0.07905	0.08404	0.08817	0.08724	0.08719	12.452
27	Vinyl acetate	0.71516	0.75773	0.75668	0.80210	0.88985	0.92247	0.80733	10.156
28	1,1-Dichloroethane	0.76724	0.74257	0.73299	0.74278	0.75874	0.76211	0.75107	1.796
29	tert-Butyl Alcohol	0.03252	0.02923	0.03074	0.03125	0.03459	0.03284	0.03186	5.853
30	2-Butanone	0.21907	0.18641	0.18494	0.18832	0.19921	0.20074	0.19645	6.586
M 31	1,2-Dichloroethene (total)	0.45404	0.43973	0.43180	0.44483	0.45555	0.45553	0.44691	2.201
32	cis-1,2-dichloroethene	0.42828	0.41184	0.41938	0.43537	0.44653	0.44674	0.43136	3.306
33	2,2-Dichloropropane	0.27884	0.27321	0.28251	0.31354	0.32867	0.33460	0.30189	8.953
34	Bromochloromethane	0.19669	0.20112	0.20370	0.20308	0.20655	0.20122	0.20206	1.632
35	Chloroform	0.63520	0.64279	0.63041	0.63771	0.64969	0.66097	0.64280	1.725

Report Date : 26-Aug-2009 14:06

TestAmerica North Canton

INITIAL CALIBRATION DATA

Start Cal Date : 09-JUN-2009 12:04
End Cal Date : 26-AUG-2009 13:07
Quant Method : ISTD
Origin : Disabled
Target Version : 4.14
Integrator : HP RTE
Method file : \\cansvr11\dd\chem\MSV\a3ux11.i\J90826A-IC.b\8260LLUX11.m
Last Edit : 26-Aug-2009 13:22
Curve Type : Average

	Compound	5.000 Level 1	10.000 Level 2	25.000 Level 3	50.000 Level 4	100.000 Level 5	200.000 Level 6	RRF	% RSD	
	36 Tetrahydrofuran	0.14769	0.12791	0.12105	0.12068	0.12761	0.12884	0.12896	7.635	
	37 1,1,1-Trichloroethane	0.41951	0.42333	0.43145	0.45436	0.46773	0.47123	0.44460	5.124	
	38 1,1-Dichloropropene	0.50727	0.51610	0.51536	0.52925	0.54865	0.55739	0.52901	3.796	
	39 Carbon Tetrachloride	0.31373	0.31524	0.33675	0.35818	0.38256	0.39584	0.35038	9.826	
	40 1,2-Dichloroethane	0.46505	0.46042	0.45543	0.45889	0.47062	0.47547	0.46431	1.636	
	41 Benzene	1.95668	1.75242	1.71079	1.73221	1.79242	1.83621	1.79679	5.020	
	42 Trichloroethene	0.39787	0.37759	0.38305	0.39949	0.40335	0.40722	0.39476	2.982	
	43 1,2-Dichloropropane	0.41004	0.39184	0.40114	0.40980	0.42446	0.42455	0.41031	3.137	
	44 1,4-Dioxane	0.00200	0.00217	0.00300	0.00307	0.00338	0.00302	0.00277	19.862	<-
	45 Dibromomethane	0.20625	0.20088	0.20606	0.20740	0.21394	0.21886	0.20890	3.073	
	46 Bromodichloromethane	0.34470	0.34304	0.36694	0.40332	0.42852	0.44258	0.38818	11.047	
	47 2-Chloroethyl vinyl ether	0.15530	0.15806	0.17640	0.18393	0.20252	0.21643	0.18211	13.286	
	48 cis-1,3-Dichloropropene	0.40343	0.41318	0.46888	0.53649	0.58993	0.61470	0.50443	17.795	
	49 4-Methyl-2-pentanone	0.27726	0.28125	0.30139	0.31572	0.35260	0.36367	0.31532	11.463	
	50 Toluene	2.46459	2.40230	2.42337	2.51774	2.59757	2.63522	2.50680	3.764	
	51 trans-1,3-Dichloropropene	0.47186	0.48446	0.55546	0.63214	0.71657	0.75512	0.60260	19.691	
	52 Ethyl Methacrylate	0.55414	0.57597	0.67113	0.71422	0.78274	0.80215	0.68339	15.111	
	53 1,1,2-Trichloroethane	0.49660	0.47160	0.48795	0.48219	0.49435	0.48960	0.48705	1.868	
	54 1,3-Dichloropropane	0.89758	0.89696	0.88693	0.90489	0.92972	0.93256	0.90811	2.066	
	55 Tetrachloroethene	0.44332	0.45738	0.43513	0.44335	0.45710	0.44872	0.44750	1.945	
	56 2-Hexanone	0.27523	0.26400	0.29211	0.31497	0.34825	0.35139	0.30766	11.999	
	57 Dibromochloromethane	0.32231	0.29627	0.35928	0.40281	0.44850	0.46623	0.38257	17.873	
	58 1,2-Dibromoethane	0.44944	0.42452	0.44628	0.45851	0.47352	0.47550	0.45463	4.186	
	59 Chlorobenzene	1.45949	1.42041	1.43694	1.46525	1.50942	1.53548	1.47117	2.966	
	60 1,1,1,2-Tetrachloroethane	0.42618	0.41227	0.43334	0.45268	0.48257	0.48441	0.44858	6.694	
	61 Ethylbenzene	0.69256	0.70077	0.74444	0.77438	0.80619	0.81789	0.75604	6.973	
	62 m + p-Xylene	0.82891	0.86485	0.92819	0.96318	1.01178	1.05416	0.94185	9.113	
M	63 Xylenes (total)	0.81121	0.84517	0.90924	0.94401	0.98957	1.02366	0.92048	8.921	
	64 Xylene-o	0.77581	0.80580	0.87134	0.90566	0.94514	0.96267	0.87774	8.547	
	65 Styrene	1.20907	1.31174	1.47432	1.56432	1.67521	1.74467	1.49655	13.868	
	66 Bromoform	0.16448	0.13880	0.17836	0.21394	0.25914	0.28942	0.20736	27.987	
	67 Isopropylbenzene	1.70267	1.79413	1.97531	2.07042	2.21757	2.30276	2.01048	11.659	
	68 1,1,2,2-Tetrachloroethane	1.38002	1.23781	1.23105	1.26763	1.30768	1.28739	1.28526	4.260	
	69 1,4-Dichloro-2-butene	0.12889	0.06688	0.09623	0.13774	0.18129	0.23421	0.14088	42.551	
	70 1,2,3-Trichloropropane	0.36140	0.37429	0.34865	0.36303	0.36378	0.35970	0.36181	2.276	
	71 Bromobenzene	1.25999	1.23364	1.21012	1.28510	1.32907	1.31095	1.27148	3.585	

Report Date : 26-Aug-2009 14:06

TestAmerica North Canton

INITIAL CALIBRATION DATA

Start Cal Date : 09-JUN-2009 12:04
End Cal Date : 26-AUG-2009 13:07
Quant Method : ISTD
Origin : Disabled
Target Version : 4.14
Integrator : HP RTE
Method file : \\cansvr11\dd\chem\MSV\a3ux11.i\J90826A-IC.b\8260LLUX11.m
Last Edit : 26-Aug-2009 13:22
Curve Type : Average

Compound	5.000 Level 1	10.000 Level 2	25.000 Level 3	50.000 Level 4	100.000 Level 5	200.000 Level 6	RRF	% RSD	
72 n-Propylbenzene	1.03094	1.06870	1.13530	1.20239	1.24951	1.25301	1.15664	8.110	
73 2-Chlorotoluene	1.01773	1.10183	1.08158	1.16323	1.15781	1.15982	1.11367	5.222	
74 1,3,5-Trimethylbenzene	2.87756	2.99952	3.20455	3.45869	3.59444	3.65028	3.29751	9.708	
75 4-Chlorotoluene	1.12943	1.06217	1.09473	1.19528	1.18724	1.18317	1.14200	4.851	
76 tert-Butylbenzene	2.26650	2.42925	2.52464	2.74850	2.88365	2.93777	2.63172	10.148	
77 1,2,4-Trimethylbenzene	2.85049	3.01091	3.26690	3.47739	3.60159	3.64319	3.30841	9.808	
78 sec-Butylbenzene	3.24858	3.28293	3.42031	3.72100	3.89826	3.97330	3.59073	8.796	
79 4-Isopropyltoluene	2.50018	2.60008	2.75623	2.99513	3.17551	3.16511	2.86537	10.097	
80 1,3-Dichlorobenzene	1.97967	1.98947	1.93503	2.03698	2.08310	2.03061	2.00915	2.582	
81 1,4-Dichlorobenzene	2.15119	2.05282	1.97464	2.04697	2.10424	2.06478	2.06577	2.872	
82 n-Butylbenzene	1.89872	1.91611	2.05725	2.25434	2.40338	2.38213	2.15199	10.502	
83 1,2-Dichlorobenzene	1.75510	1.73597	1.76168	1.83840	1.86730	1.79412	1.79210	2.872	
84 1,2-Dibromo-3-chloropropane	0.09021	0.06986	0.09412	0.09916	0.11504	0.11770	0.09768	18.006	
85 1,2,4-Trichlorobenzene	0.61763	0.53795	0.54175	0.57381	0.58164	0.55859	0.56856	5.195	
86 Hexachlorobutadiene	0.33533	0.29632	0.27089	0.29416	0.27150	0.25294	0.28686	10.024	
87 Naphthalene	1.39335	1.28647	1.33406	1.53930	1.66263	1.61166	1.47124	10.530	
88 1,2,3-Trichlorobenzene	0.57763	0.56103	0.54408	0.58073	0.57657	0.53842	0.56308	3.254	
89 Ethyl Ether	0.53811	0.51534	0.48850	0.45326	0.49761	0.49746	0.49838	5.676	
90 Ethanol	+++++	+++++	+++++	+++++	+++++	+++++	+++++	+++++	<-
91 3-Chloropropene	0.20283	0.19154	0.22167	0.22205	0.23921	0.16686	0.20736	12.475	
92 Isopropyl Ether	0.36975	0.37491	0.36939	0.36149	0.42590	0.44465	0.39102	8.965	
93 2-Chloro-1,3-butadiene	0.50442	0.55042	0.55060	0.51764	0.58267	0.60271	0.55141	6.766	
94 Propionitrile	0.05792	0.05778	0.05875	0.05692	0.05992	0.06001	0.05855	2.119	
95 Ethyl Acetate	0.44349	0.41626	0.40599	0.39570	0.44052	0.45511	0.42618	5.530	
96 Methacrylonitrile	0.30388	0.29132	0.27434	0.26958	0.29311	0.29049	0.28712	4.452	
97 Isobutanol	0.01386	0.01455	0.01493	0.01727	0.02009	0.01953	0.01670	15.979	
98 Cyclohexane	0.58078	0.58702	0.63233	0.65772	0.68464	0.69759	0.64001	7.653	
99 n-Butanol	0.00880	0.00798	0.00939	0.01072	0.01415	0.01407	0.01085	24.687	<-
100 Methyl Methacrylate	0.31351	0.32140	0.33222	0.32356	0.35193	0.37245	0.33584	6.618	
101 2-Nitropropane	0.03868	0.04329	0.04911	0.05498	0.06203	0.07289	0.05350	23.557	
102 Chloropicrin	+++++	+++++	+++++	+++++	+++++	+++++	+++++	+++++	<-
103 Cyclohexanone	+++++	+++++	+++++	+++++	+++++	+++++	+++++	+++++	
104 Pentachloroethane	+++++	+++++	+++++	+++++	+++++	+++++	+++++	+++++	<-
105 Benzyl Chloride	+++++	+++++	+++++	+++++	+++++	+++++	+++++	+++++	<-
134 Thiophene	+++++	+++++	+++++	+++++	+++++	+++++	+++++	+++++	<-
135 Crotononitrile(1st Isomer)	+++++	+++++	+++++	+++++	+++++	+++++	+++++	+++++	<-

Report Date : 26-Aug-2009 14:06

TestAmerica North Canton

INITIAL CALIBRATION DATA

Start Cal Date : 09-JUN-2009 12:04
End Cal Date : 26-AUG-2009 13:07
Quant Method : ISTD
Origin : Disabled
Target Version : 4.14
Integrator : HP RTE
Method file : \\cansvr11\dd\chem\MSV\a3ux11.i\J90826A-IC.b\8260LLUX11.m
Last Edit : 26-Aug-2009 13:22
Curve Type : Average

	Compound	5.000 Level 1	10.000 Level 2	25.000 Level 3	50.000 Level 4	100.000 Level 5	200.000 Level 6	RRF	% RSD	
	136 Crotononitrile(2nd Isomer)	+++++	+++++	+++++	+++++	+++++	+++++	+++++	+++++	<-
M	137 Total Crotononitrile	+++++	+++++	+++++	+++++	+++++	+++++	+++++	+++++	<-
	138 Paraldehyde	+++++	+++++	+++++	+++++	+++++	+++++	+++++	+++++	<-
	139 3,3,5-Trimethylcyclohexanone	+++++	+++++	+++++	+++++	+++++	+++++	+++++	+++++	<-
	140 1-Chlorohexane	+++++	+++++	+++++	+++++	+++++	+++++	+++++	+++++	<-
	141 1,3,5-Trichlorobenzene	0.76227	0.69774	0.66456	0.68981	0.70339	0.66381	0.69693	5.176	
	143 Methyl Acetate	0.41462	0.38115	0.36579	0.36651	0.37578	0.37597	0.37997	4.734	
	144 Methylcyclohexane	0.45306	0.46619	0.49700	0.53697	0.56303	0.56963	0.51431	9.649	
	145 Dimethoxymethane	+++++	+++++	+++++	+++++	+++++	+++++	+++++	+++++	<-
	146 2-Methylnaphthalene	1.11726	1.06661	0.93978	0.97052	1.11855	1.06987	1.04710	7.186	
	147 Tetrahydrothiophene	+++++	+++++	+++++	+++++	+++++	+++++	+++++	+++++	<-
	148 1,4-Dichlorobutane	+++++	+++++	+++++	+++++	+++++	+++++	+++++	+++++	<-
	149 Ethyl Acrylate	+++++	+++++	+++++	+++++	+++++	+++++	+++++	+++++	<-
	150 Vinyl Acetate-86	0.06555	0.07945	0.08267	0.09115	0.09637	0.09946	0.08578	14.627	
	151 1,3-Butadiene	+++++	+++++	+++++	+++++	+++++	+++++	+++++	+++++	<-
	152 n-Heptane	+++++	+++++	+++++	+++++	+++++	+++++	+++++	+++++	<-
	155 t-Butyl ethyl ether	0.94557	0.87234	0.89205	0.84351	1.00564	1.06476	0.93731	9.059	
	156 t-Amyl methyl ether	0.75671	0.73006	0.72914	0.70769	0.82038	0.86485	0.76814	7.991	
	157 1,2,3-Trimethylbenzene	3.07664	3.06877	3.06366	3.06631	3.53762	3.70781	3.25347	8.946	
$	4 Dibromofluoromethane	0.32564	0.32069	0.33391	0.34416	0.33811	0.35053	0.33551	3.337	
$	5 1,2-Dichloroethane-d4	0.42398	0.37047	0.39675	0.37892	0.40847	0.40895	0.39792	5.061	
$	6 Toluene-d8	1.90676	1.90911	2.04048	2.08440	2.12548	2.17468	2.04015	5.471	
$	7 Bromofluorobenzene	0.52747	0.54541	0.58730	0.60095	0.61977	0.61798	0.58315	6.603	

5A

VOLATILE ORGANIC GC/MS TUNING AND MASS CALIBRATION - BROMOFLUOROBENZENE (BFB)

Lab Name: NORTH CANTON Contract:

Lab Code: TACAN Case No.: SAS No.: SDG No.: 9H19214

Lab File ID: BFB146 BFB Injection Date: 08/28/09

Instrument ID: A3UX11 BFB Injection Time: 1022

Matrix: (soil/water) WATER Level: (low/med) LOW Column: (pack/cap) CAP

m/e	ION ABUNDANCE CRITERIA	% RELATIVE ABUNDANCE
50	15.0 - 40.0% of mass 95	18.0
75	30.0 - 60.0% of mass 95	47.1
95	Base Peak, 100% relative abundance	100.0
96	5.0 - 9.0% of mass 95	6.9
173	Less than 2.0% of mass 174	0.0 (0.0)1
174	50.0 - 100.0% of mass 95	85.1
175	5.0 - 9.0% of mass 174	6.2 (7.3)1
176	Greater than 95.0%, but less than 101.0% of mass 174	85.4 (100.3)1
177	5.0 - 9.0% of mass 176	5.7 (6.7)2

1-Value is % of mass 174 2-Value is % of mass 176

THIS TUNE APPLIES TO THE FOLLOWING SAMPLES, MS, MSD, BLANKS, AND STANDARDS:

	EPA SAMPLE NO.	LAB SAMPLE ID	LAB FILE ID	DATE ANALYZED	TIME ANALYZED
01	VSTD010	50NG-CC	UXJ4000	08/28/09	1045
02	VSTD010	50NG-A9CC	UXJ4001	08/28/09	1109
03	LJ29K-CHK	LJ29K1AC	UXJ4002	08/28/09	1133
04	LJ29K-CKDUP	LJ29K1AD	UXJ4003	08/28/09	1156
05	LJ29K-BLK	LJ29K1AA	UXJ4004	08/28/09	1220
06	TB-081709	LJEHH1AA	UXJ4005	08/28/09	1244
07	MRC-MW88A-08	LJEH01AM	UXJ4008	08/28/09	1355
08	MRC-MW88B-08	LJEH71A0	UXJ4009	08/28/09	1419
09	MRC-MW90B-08	LJEH91AA	UXJ4010	08/28/09	1443
10	MRC-78B-0817	LJEHQ1AA	UXJ4027	08/28/09	2124
11	MRC-74B-0817	LJEHX1AM	UXJ4028	08/28/09	2148
12					
13					
14					
15					
16					
17					
18					
19					
20					
21					
22					

Data File: \\cansvr11\dd\chem\MSV\a3ux11.i\J90828A.b\UXJ4000.D
Report Date: 28-Aug-2009 11:45

TestAmerica North Canton

CONTINUING CALIBRATION COMPOUNDS

Instrument ID: a3ux11.i Injection Date: 28-AUG-2009 10:45
Lab File ID: UXJ4000.D Init. Cal. Date(s): 09-JUN-2009 26-AUG-2009
Analysis Type: WATER Init. Cal. Times: 12:04 13:07
Lab Sample ID: 50NG-CC Quant Type: ISTD
Method: \\cansvr11\dd\chem\MSV\a3ux11.i\J90828A.b\8260LLUX11.m

COMPOUND	RRF / AMOUNT	RF50	CCAL RRF50	MIN RRF	%D / %DRIFT	MAX %D / %DRIFT	CURVE TYPE	
$ 4 Dibromofluoromethane	0.33551	0.30007	0.30007	0.010	10.56208	50.00000	Averaged	
$ 5 1,2-Dichloroethane-d4	0.39792	0.36118	0.36118	0.010	9.23294	50.00000	Averaged	
$ 6 Toluene-d8	2.04015	1.86676	1.86676	0.010	8.49894	50.00000	Averaged	
$ 7 Bromofluorobenzene	0.58315	0.54809	0.54809	0.010	6.01249	50.00000	Averaged	
8 Dichlorodifluoromethane	0.30309	0.30774	0.30774	0.010	-1.53700	50.00000	Averaged	
9 Chloromethane	0.41020	0.41319	0.41319	0.100	-0.72782	50.00000	Averaged	
10 Vinyl Chloride	0.50906	0.54661	0.54661	0.010	-7.37693	20.00000	Averaged	
11 Bromomethane	0.25524	0.26686	0.26686	0.010	-4.55353	50.00000	Averaged	
12 Chloroethane	0.34646	0.36196	0.36196	0.010	-4.47282	50.00000	Averaged	
13 Trichlorofluoromethane	0.51021	0.56352	0.56352	0.010	-10.44702	50.00000	Averaged	
15 Acrolein	0.06548	0.05747	0.05747	0.010	12.22373	50.00000	Averaged	
16 Acetone	100	95.79161	0.13027	0.010	4.20839	0.000e+000	Wt Linear	
17 1,1-Dichloroethene	0.39106	0.39515	0.39515	0.010	-1.04585	20.00000	Averaged	
18 Freon-113	0.25701	0.27574	0.27574	0.010	-7.28878	50.00000	Averaged	
19 Iodomethane	0.60928	0.59493	0.59493	0.010	2.35498	50.00000	Averaged	
20 Carbon Disulfide	1.07905	1.06084	1.06084	0.010	1.68784	50.00000	Averaged	
21 Methylene Chloride	50.00000	57.16257	0.50772	0.010	-14.32514	0.000e+000	Wt Linear	
22 Acetonitrile	0.05257	0.05466	0.05466	0.010	-3.98106	50.00000	Averaged	
23 Acrylonitrile	0.17960	0.17984	0.17984	0.010	-0.13679	50.00000	Averaged	
24 Methyl tert-butyl ether	1.12729	1.07268	1.07268	0.010	4.84479	50.00000	Averaged	
25 trans-1,2-Dichloroethene	0.46247	0.46735	0.46735	0.010	-1.05531	50.00000	Averaged	
26 Hexane	0.08719	0.08684	0.08684	0.010	0.40517	20.00000	Averaged	
27 Vinyl acetate	0.80733	0.64982	0.64982	0.010	19.51031	50.00000	Averaged	
28 1,1-Dichloroethane	0.75107	0.75949	0.75949	0.100	-1.11997	50.00000	Averaged	
29 tert-Butyl Alcohol	0.03186	0.02927	0.02927	0.010	8.12582	50.00000	Averaged	
30 2-Butanone	0.19645	0.18409	0.18409	0.010	6.28862	50.00000	Averaged	
M 31 1,2-Dichloroethene (total)	0.44691	0.45487	0.45487	0.010	-1.77948	50.00000	Averaged	
32 cis-1,2-dichloroethene	0.43136	0.44238	0.44238	0.010	-2.55588	50.00000	Averaged	
33 2,2-Dichloropropane	0.30189	0.30506	0.30506	0.010	-1.05002	50.00000	Averaged	
34 Bromochloromethane	0.20206	0.20493	0.20493	0.010	-1.42030	50.00000	Averaged	
35 Chloroform	0.64280	0.66002	0.66002	0.010	-2.68033	20.00000	Averaged	
36 Tetrahydrofuran	0.12896	0.11081	0.11081	0.010	14.07678	50.00000	Averaged	
37 1,1,1-Trichloroethane	0.44460	0.45399	0.45399	0.010	-2.11142	50.00000	Averaged	
38 1,1-Dichloropropene	0.52901	0.53109	0.53109	0.010	-0.39403	50.00000	Averaged	
39 Carbon Tetrachloride	0.35038	0.37620	0.37620	0.010	-7.36714	50.00000	Averaged	
40 1,2-Dichloroethane	0.46431	0.47787	0.47787	0.010	-2.91935	50.00000	Averaged	
41 Benzene	1.79679	1.74619	1.74619	0.010	2.81599	50.00000	Averaged	
42 Trichloroethene	0.39476	0.38526	0.38526	0.010	2.40608	50.00000	Averaged	
43 1,2-Dichloropropane	0.41031	0.40434	0.40434	0.010	1.45494	20.00000	Averaged	
44 1,4-Dioxane	2500	2318	0.00283	0.010	7.26503	0.000e+000	Wt Linear	<-
45 Dibromomethane	0.20890	0.21280	0.21280	0.010	-1.86679	50.00000	Averaged	
46 Bromodichloromethane	0.38818	0.40584	0.40584	0.010	-4.54878	50.00000	Averaged	
47 2-Chloroethyl vinyl ether	0.18211	0.17877	0.17877	0.010	1.83075	50.00000	Averaged	

Data File: \\cansvr11\dd\chem\MSV\a3ux11.i\J90828A.b\UXJ4000.D
Report Date: 28-Aug-2009 11:45

TestAmerica North Canton

CONTINUING CALIBRATION COMPOUNDS

Instrument ID: a3ux11.i Injection Date: 28-AUG-2009 10:45
Lab File ID: UXJ4000.D Init. Cal. Date(s): 09-JUN-2009 26-AUG-2009
Analysis Type: WATER Init. Cal. Times: 12:04 13:07
Lab Sample ID: 50NG-CC Quant Type: ISTD
Method: \\cansvr11\dd\chem\MSV\a3ux11.i\J90828A.b\8260LLUX11.m

COMPOUND	RRF / AMOUNT	RF50	CCAL RRF50	MIN RRF	%D / %DRIFT	MAX %D / %DRIFT	CURVE TYPE
48 cis-1,3-Dichloropropene	50.00000	44.36183	0.50632	0.010	11.27634	0.000e+000	Wt Linear
49 4-Methyl-2-pentanone	0.31532	0.30875	0.30875	0.010	2.08114	50.00000	Averaged
50 Toluene	2.50680	2.50626	2.50626	0.010	0.02127	20.00000	Averaged
51 trans-1,3-Dichloropropene	50.00000	45.50803	0.63148	0.010	8.98395	0.000e+000	Wt Linear
52 Ethyl Methacrylate	50.00000	44.11623	0.66721	0.010	11.76754	0.000e+000	Wt Linear
53 1,1,2-Trichloroethane	0.48705	0.48104	0.48104	0.010	1.23465	50.00000	Averaged
54 1,3-Dichloropropane	0.90811	0.89437	0.89437	0.010	1.51234	50.00000	Averaged
55 Tetrachloroethene	0.44750	0.44839	0.44839	0.010	-0.19953	50.00000	Averaged
56 2-Hexanone	0.30766	0.29443	0.29443	0.010	4.29813	50.00000	Averaged
57 Dibromochloromethane	50.00000	47.78974	0.41557	0.010	4.42051	0.000e+000	Wt Linear
58 1,2-Dibromoethane	0.45463	0.44385	0.44385	0.010	2.37005	50.00000	Averaged
59 Chlorobenzene	1.47117	1.44918	1.44918	0.300	1.49487	50.00000	Averaged
60 1,1,1,2-Tetrachloroethane	0.44858	0.45797	0.45797	0.010	-2.09461	50.00000	Averaged
61 Ethylbenzene	0.75604	0.75507	0.75507	0.010	0.12846	20.00000	Averaged
62 m + p-Xylene	0.94185	0.97697	0.97697	0.010	-3.72896	50.00000	Averaged
M 63 Xylenes (total)	0.92048	0.94670	0.94670	0.010	-2.84874	50.00000	Averaged
64 Xylene-o	0.87774	0.88616	0.88616	0.010	-0.95973	50.00000	Averaged
65 Styrene	1.49655	1.54146	1.54146	0.010	-3.00074	50.00000	Averaged
66 Bromoform	50.00000	50.97991	0.23482	0.100	-1.95983	0.000e+000	Quadratic
67 Isopropylbenzene	2.01048	1.99613	1.99613	0.010	0.71372	50.00000	Averaged
68 1,1,2,2-Tetrachloroethane	1.28526	1.18968	1.18968	0.300	7.43700	50.00000	Averaged
69 1,4-Dichloro-2-butene	50.00000	69.14082	0.22448	0.010	-38.28164	0.000e+000	Quadratic
70 1,2,3-Trichloropropane	0.36181	0.33556	0.33556	0.010	7.25549	50.00000	Averaged
71 Bromobenzene	1.27148	1.18636	1.18636	0.010	6.69396	50.00000	Averaged
72 n-Propylbenzene	1.15664	1.16128	1.16128	0.010	-0.40120	50.00000	Averaged
73 2-Chlorotoluene	1.11367	1.07693	1.07693	0.010	3.29852	50.00000	Averaged
74 1,3,5-Trimethylbenzene	3.29751	3.19619	3.19619	0.010	3.07249	50.00000	Averaged
75 4-Chlorotoluene	1.14200	1.10644	1.10644	0.010	3.11383	50.00000	Averaged
76 tert-Butylbenzene	2.63172	2.51170	2.51170	0.010	4.56041	50.00000	Averaged
77 1,2,4-Trimethylbenzene	3.30841	3.25373	3.25373	0.010	1.65277	50.00000	Averaged
78 sec-Butylbenzene	3.59073	3.41151	3.41151	0.010	4.99126	50.00000	Averaged
79 4-Isopropyltoluene	2.86537	2.80233	2.80233	0.010	2.20023	50.00000	Averaged
80 1,3-Dichlorobenzene	2.00915	1.86851	1.86851	0.010	6.99979	50.00000	Averaged
81 1,4-Dichlorobenzene	2.06577	1.90365	1.90365	0.010	7.84826	50.00000	Averaged
82 n-Butylbenzene	2.15199	2.06941	2.06941	0.010	3.83756	50.00000	Averaged
83 1,2-Dichlorobenzene	1.79210	1.68753	1.68753	0.010	5.83487	50.00000	Averaged
84 1,2-Dibromo-3-chloropropane	50.00000	42.65393	0.09344	0.010	14.69215	0.000e+000	Wt Linear
85 1,2,4-Trichlorobenzene	0.56856	0.45319	0.45319	0.010	20.29148	50.00000	Averaged
86 Hexachlorobutadiene	0.28686	0.24825	0.24825	0.010	13.45741	50.00000	Averaged
87 Naphthalene	1.47124	1.12768	1.12768	0.010	23.35197	50.00000	Averaged
88 1,2,3-Trichlorobenzene	0.56308	0.46157	0.46157	0.010	18.02627	50.00000	Averaged
98 Cyclohexane	0.64001	0.65499	0.65499	0.010	-2.34007	50.00000	Averaged
143 Methyl Acetate	0.37997	0.41132	0.41132	0.010	-8.25134	50.00000	Averaged

Data File: \\cansvr11\dd\chem\MSV\a3ux11.i\J90828A.b\UXJ4000.D
Report Date: 28-Aug-2009 11:45

TestAmerica North Canton

CONTINUING CALIBRATION COMPOUNDS

Instrument ID: a3ux11.i Injection Date: 28-AUG-2009 10:45
Lab File ID: UXJ4000.D Init. Cal. Date(s): 09-JUN-2009 26-AUG-2009
Analysis Type: WATER Init. Cal. Times: 12:04 13:07
Lab Sample ID: 50NG-CC Quant Type: ISTD
Method: \\cansvr11\dd\chem\MSV\a3ux11.i\J90828A.b\8260LLUX11.m

COMPOUND	RRF / AMOUNT	RF50	CCAL RRF50	MIN RRF	%D / %DRIFT	MAX %D / %DRIFT	CURVE TYPE
144 Methylcyclohexane	0.51431	0.53381	0.53381	0.010	-3.79017	50.00000	Averaged
141 1,3,5-Trichlorobenzene	0.69693	0.60481	0.60481	0.010	13.21864	50.00000	Averaged
150 Vinyl Acetate-86	0.08578	0.07053	0.07053	0.010	17.77389	50.00000	Averaged

5A

VOLATILE ORGANIC GC/MS TUNING AND MASS CALIBRATION - BROMOFLUOROBENZENE (BFB)

Lab Name: NORTH CANTON Contract:

Lab Code: TACAN Case No.: SAS No.: SDG No.: 9H19214

Lab File ID: BFB1186 BFB Injection Date: 08/20/09

Instrument ID: A3UX16 BFB Injection Time: 0925

Matrix: (soil/water) WATER Level: (low/med) LOW Column: (pack/cap) CAP

m/e	ION ABUNDANCE CRITERIA	% RELATIVE ABUNDANCE
50	15.0 - 40.0% of mass 95	20.4
75	30.0 - 60.0% of mass 95	49.4
95	Base Peak, 100% relative abundance	100.0
96	5.0 - 9.0% of mass 95	6.6
173	Less than 2.0% of mass 174	0.4 (0.6)1
174	50.0 - 100.0% of mass 95	67.5
175	5.0 - 9.0% of mass 174	4.9 (7.2)1
176	Greater than 95.0%, but less than 101.0% of mass 174	65.8 (97.5)1
177	5.0 - 9.0% of mass 176	4.2 (6.5)2

1-Value is % of mass 174 2-Value is % of mass 176

THIS TUNE APPLIES TO THE FOLLOWING SAMPLES, MS, MSD, BLANKS, AND STANDARDS:

	EPA SAMPLE NO.	LAB SAMPLE ID	LAB FILE ID	DATE ANALYZED	TIME ANALYZED
01	VSTD040	200NG-IC	UXM9819	08/20/09	1019
02	VSTD020	100NG-IC	UXM9820	08/20/09	1041
03	VSTD010	50NG-IC	UXM9821	08/20/09	1102
04	VSTD005	25NG-IC	UXM9822	08/20/09	1124
05	VSTD002	10NG-IC	UXM9823	08/20/09	1145
06	VSTD001	5NG-IC	UXM9824	08/20/09	1207
07	VSTD040	200NG-A9IC	UXM9825	08/20/09	1228
08	VSTD020	100NG-A9IC	UXM9826	08/20/09	1249
09	VSTD010	50NG-A9IC	UXM9827	08/20/09	1311
10	VSTD005	25NG-A9IC	UXM9828	08/20/09	1332
11	VSTD002	10NG-A9IC	UXM9829	08/20/09	1354
12	VSTD001	5NG-A9IC	UXM9830	08/20/09	1415
13					
14					
15					
16					
17					
18					
19					
20					
21					
22					

Report Date : 20-Aug-2009 14:38

TestAmerica North Canton

INITIAL CALIBRATION DATA

Start Cal Date : 20-AUG-2009 10:19
End Cal Date : 20-AUG-2009 14:15
Quant Method : ISTD
Origin : Disabled
Target Version : 4.14
Integrator : HP RTE
Method file : \\cansvr11\dd\chem\MSV\a3ux16.i\M90820A-IC.b\8260LLUX16.m
Last Edit : 20-Aug-2009 14:32 a3ux16.i
Curve Type : Average

Calibration File Names:
Level 1: \\cansvr11\dd\chem\MSV\a3ux16.i\M90820A-IC.b\UXM9830.D
Level 2: \\cansvr11\dd\chem\MSV\a3ux16.i\M90820A-IC.b\UXM9829.D
Level 3: \\cansvr11\dd\chem\MSV\a3ux16.i\M90820A-IC.b\UXM9828.D
Level 4: \\cansvr11\dd\chem\MSV\a3ux16.i\M90820A-IC.b\UXM9827.D
Level 5: \\cansvr11\dd\chem\MSV\a3ux16.i\M90820A-IC.b\UXM9826.D
Level 6: \\cansvr11\dd\chem\MSV\a3ux16.i\M90820A-IC.b\UXM9825.D

	Compound	5.000 Level 1	10.000 Level 2	25.000 Level 3	50.000 Level 4	100.000 Level 5	200.000 Level 6	RRF	% RSD	
	8 Dichlorodifluoromethane	0.16703	0.17441	0.19505	0.20096	0.21318	0.22093	0.19526	10.850	
	9 Chloromethane	0.44833	0.40065	0.40631	0.37965	0.38192	0.38535	0.40037	6.446	
	10 Vinyl Chloride	0.40405	0.34040	0.37937	0.37127	0.37812	0.39013	0.37722	5.665	
	11 Bromomethane	0.11302	0.12651	0.11006	0.09572	0.10994	+++++	0.11105	9.866	
	12 Chloroethane	0.23031	0.20197	0.20157	0.19559	0.19929	0.18425	0.20216	7.551	
	13 Trichlorofluoromethane	0.25307	0.23029	0.25270	0.23984	0.25476	0.25379	0.24741	4.062	
	14 Dichlorofluoromethane	0.49031	0.48745	0.41485	0.45446	0.40354	0.39123	0.44031	9.812	
	15 Acrolein	0.02253	0.02000	0.02351	0.01958	0.02392	0.02390	0.02224	8.837	
	16 Acetone	0.03986	0.03265	0.02857	0.03576	0.03495	0.03116	0.03382	11.637	
	17 1,1-Dichloroethene	0.24314	0.21610	0.23824	0.23825	0.24291	0.25343	0.23868	5.185	
	18 Freon-113	0.12130	0.10635	0.13540	0.13970	0.13729	0.15998	0.13333	13.596	
	19 Iodomethane	0.33090	0.31448	0.33651	0.29478	0.32364	0.33237	0.32211	4.805	
	20 Carbon Disulfide	0.79870	0.74761	0.83317	0.79196	0.82313	0.85665	0.80853	4.699	
	21 Methylene Chloride	0.42717	0.34051	0.27473	0.23020	0.24002	0.24220	0.29247	26.450	
	22 Acetonitrile	0.00763	0.00991	0.00674	0.00679	0.00746	0.00636	0.00748	17.132	<-
	23 Acrylonitrile	0.05494	0.06115	0.05656	0.06252	0.06185	0.05986	0.05948	5.148	
	24 Methyl tert-butyl ether	0.71619	0.79163	0.67233	0.62707	0.67243	0.65874	0.68973	8.347	
	25 trans-1,2-Dichloroethene	0.27194	0.24475	0.26978	0.25426	0.25803	0.26965	0.26140	4.152	
	26 Hexane	0.03916	0.03783	0.05101	0.05722	0.05310	0.06480	0.05052	20.684	
	27 Vinyl acetate	0.50345	0.47726	0.48063	0.46145	0.47874	0.51747	0.48650	4.166	
	28 1,1-Dichloroethane	0.52788	0.51028	0.53704	0.48491	0.50766	0.52474	0.51542	3.605	
	29 tert-Butyl Alcohol	0.00489	0.00740	0.00522	0.00559	0.00653	+++++	0.00593	17.353	<-
	30 2-Butanone	0.09042	0.08466	0.08218	0.08137	0.07792	0.07319	0.08162	7.181	
M	31 1,2-Dichloroethene (total)	0.26856	0.25541	0.27227	0.24973	0.25983	0.26658	0.26206	3.275	
	32 cis-1,2-dichloroethene	0.26517	0.26606	0.27475	0.24520	0.26163	0.26352	0.26272	3.694	
	33 2,2-Dichloropropane	0.31076	0.29342	0.29402	0.27596	0.28295	0.27181	0.28815	4.947	
	34 Bromochloromethane	0.11085	0.10970	0.10394	0.09065	0.09777	0.10426	0.10286	7.386	
	35 Chloroform	0.42878	0.43156	0.43726	0.39551	0.41366	0.42172	0.42141	3.582	

Report Date : 20-Aug-2009 14:38

TestAmerica North Canton

INITIAL CALIBRATION DATA

Start Cal Date : 20-AUG-2009 10:19
End Cal Date : 20-AUG-2009 14:15
Quant Method : ISTD
Origin : Disabled
Target Version : 4.14
Integrator : HP RTE
Method file : \\cansvr11\dd\chem\MSV\a3ux16.i\M90820A-IC.b\8260LLUX16.m
Last Edit : 20-Aug-2009 14:32 a3ux16.i
Curve Type : Average

	Compound	5.000 Level 1	10.000 Level 2	25.000 Level 3	50.000 Level 4	100.000 Level 5	200.000 Level 6	RRF	% RSD	
	36 Tetrahydrofuran	0.06533	0.08079	0.06113	0.05500	0.05231	0.04970	0.06071	18.766	
	37 1,1,1-Trichloroethane	0.32879	0.33374	0.34170	0.32614	0.32778	0.32655	0.33078	1.816	
	38 1,1-Dichloropropene	0.36191	0.33854	0.37376	0.35849	0.36395	0.37918	0.36264	3.895	
	39 Carbon Tetrachloride	0.28002	0.24636	0.28331	0.27054	0.27280	0.29083	0.27398	5.616	
	40 1,2-Dichloroethane	0.37392	0.38743	0.35421	0.33697	0.34783	0.35529	0.35927	5.097	
	41 Benzene	1.05794	1.04644	1.05242	1.01086	1.04250	1.07737	1.04792	2.088	
	42 Trichloroethene	0.22285	0.21453	0.23529	0.23306	0.23352	0.24447	0.23062	4.536	
	43 1,2-Dichloropropane	0.27044	0.24962	0.26074	0.25521	0.25742	0.26391	0.25956	2.783	
	44 1,4-Dioxane	0.00017	0.00071	0.00064	0.00063	0.00068	+++++	0.00057	39.158	<-
	45 Dibromomethane	0.11123	0.13165	0.12264	0.11430	0.11703	0.11714	0.11900	6.096	
	46 Bromodichloromethane	0.28208	0.28913	0.29828	0.28307	0.29010	0.29923	0.29031	2.506	
	47 2-Chloroethyl vinyl ether	0.15262	0.15054	0.17250	0.16962	0.15892	0.16898	0.16220	5.819	
	48 cis-1,3-Dichloropropene	0.36536	0.34029	0.37900	0.37973	0.38842	0.39956	0.37539	5.483	
	49 4-Methyl-2-pentanone	0.24277	0.23815	0.21566	0.21178	0.20287	0.20055	0.21863	8.169	
	50 Toluene	1.45284	1.40585	1.49925	1.46947	1.49032	1.53079	1.47475	2.915	
	51 trans-1,3-Dichloropropene	0.45729	0.44035	0.50229	0.49639	0.49164	0.51861	0.48443	6.097	
	52 Ethyl Methacrylate	0.45895	0.43967	0.49398	0.47544	0.46009	0.45933	0.46458	3.948	
	53 1,1,2-Trichloroethane	0.27195	0.26483	0.27997	0.27250	0.26230	0.26305	0.26910	2.569	
	54 1,3-Dichloropropane	0.53947	0.50272	0.54971	0.53226	0.50890	0.52141	0.52575	3.443	
	55 Tetrachloroethene	0.24097	0.20610	0.24474	0.23990	0.24116	0.25322	0.23768	6.826	
	56 2-Hexanone	0.23697	0.25182	0.25010	0.24002	0.21847	0.21724	0.23577	6.362	
	57 Dibromochloromethane	0.24519	0.23218	0.25918	0.25500	0.25640	0.26869	0.25277	4.986	
	58 1,2-Dibromoethane	0.26494	0.26818	0.28809	0.28082	0.26603	0.27106	0.27319	3.391	
	59 Chlorobenzene	0.90836	0.85664	0.91279	0.88566	0.86884	0.89572	0.88800	2.490	
	60 1,1,1,2-Tetrachloroethane	0.25932	0.27281	0.25420	0.23967	0.24776	0.25508	0.25481	4.383	
	61 Ethylbenzene	0.50230	0.46470	0.50375	0.49938	0.50288	0.51779	0.49847	3.562	
	62 m + p-Xylene	0.62705	0.58521	0.62756	0.63037	0.62207	0.64251	0.62246	3.132	
M	63 Xylenes (total)	0.62100	0.57851	0.61304	0.61207	0.60821	0.62362	0.60941	2.659	
	64 Xylene-o	0.60889	0.56513	0.58400	0.57548	0.58049	0.58584	0.58330	2.497	
	65 Styrene	0.97744	0.95571	1.04252	1.02745	1.03137	1.07191	1.01773	4.238	
	66 Bromoform	0.14100	0.14918	0.15823	0.16136	0.16231	0.16856	0.15677	6.374	
	67 Isopropylbenzene	1.48208	1.40791	1.49817	1.45652	1.49191	1.49724	1.47231	2.385	
	68 1,1,2,2-Tetrachloroethane	0.67022	0.69172	0.71604	0.68661	0.65624	0.64425	0.67751	3.838	
	69 1,4-Dichloro-2-butene	0.26502	0.23955	0.28254	0.27538	0.26652	0.27330	0.26705	5.577	
	70 1,2,3-Trichloropropane	0.21288	0.21038	0.20940	0.20159	0.19142	0.18540	0.20185	5.565	
	71 Bromobenzene	0.69334	0.64646	0.70462	0.68391	0.65447	0.67162	0.67574	3.334	

Report Date : 20-Aug-2009 14:38

TestAmerica North Canton

INITIAL CALIBRATION DATA

Start Cal Date : 20-AUG-2009 10:19
End Cal Date : 20-AUG-2009 14:15
Quant Method : ISTD
Origin : Disabled
Target Version : 4.14
Integrator : HP RTE
Method file : \\cansvr11\dd\chem\MSV\a3ux16.i\M90820A-IC.b\8260LLUX16.m
Last Edit : 20-Aug-2009 14:32 a3ux16.i
Curve Type : Average

Compound	5.000 Level 1	10.000 Level 2	25.000 Level 3	50.000 Level 4	100.000 Level 5	200.000 Level 6	RRF	% RSD	
72 n-Propylbenzene	0.72104	0.69081	0.78698	0.77900	0.76825	0.77808	0.75403	5.162	
73 2-Chlorotoluene	0.62388	0.61092	0.67888	0.65731	0.64981	0.64966	0.64508	3.767	
74 1,3,5-Trimethylbenzene	2.22191	2.20690	2.37810	2.36023	2.37671	2.33988	2.31395	3.392	
75 4-Chlorotoluene	0.70375	0.66366	0.72289	0.70707	0.69669	0.68928	0.69722	2.860	
76 tert-Butylbenzene	1.88283	1.62695	1.93755	1.95194	1.98187	1.93466	1.88597	6.941	
77 1,2,4-Trimethylbenzene	2.41475	2.31315	2.45737	2.41921	2.45314	2.39053	2.40803	2.193	
78 sec-Butylbenzene	2.58663	2.35751	2.66992	2.71226	2.71977	2.62785	2.61233	5.155	
79 4-Isopropyltoluene	1.97637	1.90222	2.13530	2.15463	2.19822	2.08466	2.07523	5.487	
80 1,3-Dichlorobenzene	1.28063	1.21560	1.29544	1.28974	1.26256	1.26514	1.26819	2.277	
81 1,4-Dichlorobenzene	1.36447	1.26793	1.37439	1.33174	1.31581	1.33022	1.33076	2.854	
82 n-Butylbenzene	1.83347	1.70946	1.90926	1.87239	1.93247	1.85214	1.85153	4.241	
83 1,2-Dichlorobenzene	1.24611	1.18065	1.22213	1.17752	1.15953	1.14138	1.18789	3.301	
84 1,2-Dibromo-3-chloropropane	0.11009	0.11436	0.09435	0.09575	0.09133	0.08560	0.09858	11.372	
85 1,2,4-Trichlorobenzene	0.63967	0.60039	0.54585	0.55394	0.57268	0.49901	0.56859	8.491	
86 Hexachlorobutadiene	0.21533	0.20463	0.20773	0.20076	0.21642	0.18109	0.20433	6.312	
87 Naphthalene	1.68646	1.98842	1.55712	1.58351	1.64539	1.40267	1.64393	11.854	
88 1,2,3-Trichlorobenzene	0.51460	0.55356	0.44759	0.45093	0.48578	0.39834	0.47513	11.552	
89 Ethyl Ether	0.23371	0.24276	0.25057	0.25834	0.25745	0.23745	0.24671	4.196	
90 Ethanol	+++++	+++++	+++++	+++++	+++++	+++++	+++++	+++++	<-
91 3-Chloropropene	0.13137	0.14335	0.14102	0.15279	0.14968	0.14426	0.14374	5.187	
92 Isopropyl Ether	0.19752	0.22626	0.21754	0.23061	0.23131	0.21810	0.22022	5.723	
93 2-Chloro-1,3-butadiene	0.40409	0.44133	0.43714	0.45559	0.43279	0.45210	0.43717	4.209	
94 Propionitrile	0.01431	0.01247	0.01609	0.01434	0.02320	0.02167	0.01701	25.751	
95 Ethyl Acetate	0.23115	0.22661	0.22631	0.24012	0.24507	0.24432	0.23560	3.666	
96 Methacrylonitrile	0.15733	0.14311	0.13124	0.14217	0.15916	0.14483	0.14631	7.124	
97 Isobutanol	+++++	+++++	+++++	+++++	+++++	+++++	+++++	+++++	
98 Cyclohexane	0.52049	0.45185	0.58242	0.58670	0.57022	0.65272	0.56073	12.140	
99 n-Butanol	0.00264	0.00377	0.00379	0.00323	0.00372	+++++	0.00343	14.492	<-
100 Methyl Methacrylate	0.22112	0.21968	0.22368	0.25621	0.23660	0.23927	0.23276	6.064	
101 2-Nitropropane	0.07123	0.05854	0.06359	0.06640	0.06828	0.06415	0.06536	6.671	
102 Chloropicrin	+++++	+++++	+++++	+++++	+++++	+++++	+++++	+++++	<-
103 Cyclohexanone	0.04775	0.04700	0.04538	0.04019	0.04554	0.03609	0.04366	10.438	
104 Pentachloroethane	+++++	+++++	+++++	+++++	+++++	+++++	+++++	+++++	<-
105 Benzyl Chloride	+++++	+++++	+++++	+++++	+++++	+++++	+++++	+++++	<-
134 Thiophene	+++++	+++++	+++++	+++++	+++++	+++++	+++++	+++++	<-
135 Crotononitrile(1st Isomer)	+++++	+++++	+++++	+++++	+++++	+++++	+++++	+++++	<-

Report Date : 20-Aug-2009 14:38

TestAmerica North Canton

INITIAL CALIBRATION DATA

Start Cal Date : 20-AUG-2009 10:19
End Cal Date : 20-AUG-2009 14:15
Quant Method : ISTD
Origin : Disabled
Target Version : 4.14
Integrator : HP RTE
Method file : \\cansvr11\dd\chem\MSV\a3ux16.i\M90820A-IC.b\8260LLUX16.m
Last Edit : 20-Aug-2009 14:32 a3ux16.i
Curve Type : Average

	Compound	5.000 Level 1	10.000 Level 2	25.000 Level 3	50.000 Level 4	100.000 Level 5	200.000 Level 6	___ RRF	% RSD	
	136 Crotononitrile(2nd Isomer)	+++++	+++++	+++++	+++++	+++++	+++++	+++++	+++++	<-
M	137 Total Crotononitrile	+++++	+++++	+++++	+++++	+++++	+++++	+++++	+++++	<-
	138 Paraldehyde	+++++	+++++	+++++	+++++	+++++	+++++	+++++	+++++	<-
	139 3,3,5-Trimethylcyclohexanone	+++++	+++++	+++++	+++++	+++++	+++++	+++++	+++++	<-
	140 1-Chlorohexane	+++++	+++++	+++++	+++++	+++++	+++++	+++++	+++++	<-
	141 1,3,5-Trichlorobenzene	0.70761	0.66231	0.63263	0.62223	0.65339	0.59040	0.64476	6.182	
	143 Methyl Acetate	0.14924	0.12946	0.14091	0.13169	0.12969	0.12510	0.13435	6.682	
	144 Methylcyclohexane	0.33827	0.29846	0.41116	0.40899	0.40696	0.47496	0.38980	15.968	
	145 Dimethoxymethane	+++++	+++++	+++++	+++++	+++++	+++++	+++++	+++++	<-
	146 2-Methylnaphthalene	+++++	+++++	+++++	+++++	+++++	+++++	+++++	+++++	
	147 Tetrahydrothiophene	+++++	+++++	+++++	+++++	+++++	+++++	+++++	+++++	<-
	148 1,4-Dichlorobutane	+++++	+++++	+++++	+++++	+++++	+++++	+++++	+++++	<-
	149 Vinyl Acetate-86	0.04307	0.04392	0.04683	0.04652	0.04587	0.04675	0.04549	3.533	
	150 1,3-Butadiene	+++++	+++++	+++++	+++++	+++++	+++++	+++++	+++++	<-
	151 t-Butyl ethyl ether	0.77659	0.83649	0.82615	0.87697	0.90365	0.84746	0.84455	5.181	
	152 t-Amyl methyl ether	0.58818	0.64271	0.61262	0.67451	0.71613	0.62904	0.64386	7.104	
	153 1,2,3-Trimethylbenzene	2.17593	2.26407	2.15320	2.37539	2.47027	2.18003	2.26981	5.636	
$	4 Dibromofluoromethane	0.19250	0.21021	0.20490	0.18550	0.19316	0.20623	0.19875	4.884	
$	5 1,2-Dichloroethane-d4	0.28778	0.32936	0.27474	0.24758	0.25019	0.26648	0.27602	10.932	
$	6 Toluene-d8	1.17821	1.15918	1.21376	1.18793	1.18920	1.27274	1.20017	3.308	
$	7 Bromofluorobenzene	0.47729	0.46644	0.47312	0.45941	0.46102	0.46908	0.46773	1.475	

5A

VOLATILE ORGANIC GC/MS TUNING AND MASS CALIBRATION - BROMOFLUOROBENZENE (BFB)

Lab Name: NORTH CANTON Contract:

Lab Code: TACAN Case No.: SAS No.: SDG No.: 9H19214

Lab File ID: BFB1196 BFB Injection Date: 08/30/09

Instrument ID: A3UX16 BFB Injection Time: 1357

Matrix: (soil/water) WATER Level: (low/med) LOW Column: (pack/cap) CAP

m/e	ION ABUNDANCE CRITERIA	% RELATIVE ABUNDANCE
50	15.0 - 40.0% of mass 95	23.3
75	30.0 - 60.0% of mass 95	51.2
95	Base Peak, 100% relative abundance	100.0
96	5.0 - 9.0% of mass 95	6.6
173	Less than 2.0% of mass 174	0.3 (0.4)1
174	50.0 - 100.0% of mass 95	71.4
175	5.0 - 9.0% of mass 174	5.1 (7.1)1
176	Greater than 95.0%, but less than 101.0% of mass 174	68.6 (96.2)1
177	5.0 - 9.0% of mass 176	4.2 (6.2)2

1-Value is % of mass 174 2-Value is % of mass 176

THIS TUNE APPLIES TO THE FOLLOWING SAMPLES, MS, MSD, BLANKS, AND STANDARDS:

	EPA SAMPLE NO.	LAB SAMPLE ID	LAB FILE ID	DATE ANALYZED	TIME ANALYZED
01	VSTD010	50NG-CC	UXM0103	08/30/09	1422
02	VSTD010	50NG-A9CC	UXM0104	08/30/09	1443
03	LJ6R0CHK	LCS	UXM0105	08/30/09	1505
04	LJ6R0CHKDUP	LCSD	UXM0106	08/30/09	1527
05	LJ6R0BLK	VBLK	UXM0107	08/30/09	1549
06	MRC-MW43A-08	LJLXV1AM	UXM0108	08/30/09	1611
07	TB-082009	LJLXL1AA	UXM0109	08/30/09	1633
08	MRC-MW80A-08	LJLXM1AA	UXM0110	08/30/09	1654
09	MRC-MW80B-08	LJLXN1AM	UXM0111	08/30/09	1715
10	MRC-MW87A-08	LJLXP1AM	UXM0112	08/30/09	1737
11	MRC-MW81A-08	LJLXQ1AA	UXM0113	08/30/09	1758
12	MRC-MW81B-08	LJLXR1AA	UXM0114	08/30/09	1820
13	MRC-MW43A-08	LJLXV1C3	UXM0128	08/30/09	2316
14	MRC-MW43A-08	LJLXV1C4	UXM0129	08/30/09	2337
15					
16					
17					
18					
19					
20					
21					
22					

Data File: \\cansvr11\dd\chem\MSV\a3ux16.i\M90830A.b\UXM0103.D
Report Date: 30-Aug-2009 15:08

TestAmerica North Canton

CONTINUING CALIBRATION COMPOUNDS

Instrument ID: a3ux16.i Injection Date: 30-AUG-2009 14:22
Lab File ID: UXM0103.D Init. Cal. Date(s): 20-AUG-2009 20-AUG-2009
Analysis Type: WATER Init. Cal. Times: 10:19 14:15
Lab Sample ID: 50NG-CC Quant Type: ISTD
Method: \\cansvr11\dd\chem\MSV\a3ux16.i\M90830A.b\8260LLUX16.m

COMPOUND	RRF / AMOUNT	RF50	CCAL RRF50	MIN RRF	%D / %DRIFT	MAX %D / %DRIFT	CURVE TYPE
$ 4 Dibromofluoromethane	0.19875	0.20988	0.20988	0.010	-5.60164	50.00000	Averaged
$ 5 1,2-Dichloroethane-d4	0.27602	0.28211	0.28211	0.010	-2.20567	50.00000	Averaged
$ 6 Toluene-d8	1.20017	1.16337	1.16337	0.010	3.06581	50.00000	Averaged
$ 7 Bromofluorobenzene	0.46773	0.42303	0.42303	0.010	9.55599	50.00000	Averaged
8 Dichlorodifluoromethane	0.19526	0.18589	0.18589	0.010	4.80186	50.00000	Averaged
9 Chloromethane	0.40037	0.42036	0.42036	0.100	-4.99299	50.00000	Averaged
10 Vinyl Chloride	0.37722	0.38988	0.38988	0.010	-3.35616	20.00000	Averaged
11 Bromomethane	0.11105	0.09699	0.09699	0.010	12.65893	50.00000	Averaged
12 Chloroethane	0.20216	0.18437	0.18437	0.010	8.80045	50.00000	Averaged
13 Trichlorofluoromethane	0.24741	0.32182	0.32182	0.010	-30.07460	50.00000	Averaged
15 Acrolein	0.02224	0.02047	0.02047	0.010	7.95985	50.00000	Averaged
16 Acetone	0.03382	0.02554	0.02554	0.010	24.48049	50.00000	Averaged
17 1,1-Dichloroethene	0.23868	0.22650	0.22650	0.010	5.10301	20.00000	Averaged
18 Freon-113	0.13333	0.16940	0.16940	0.010	-27.04701	50.00000	Averaged
19 Iodomethane	0.32211	0.30626	0.30626	0.010	4.92023	50.00000	Averaged
20 Carbon Disulfide	0.80853	0.78549	0.78549	0.010	2.84997	50.00000	Averaged
21 Methylene Chloride	50.00000	53.47553	0.26614	0.010	-6.95106	0.000e+000	Wt Linear
22 Acetonitrile	500	518	0.00717	0.010	-3.52956	0.000e+000	Wt Linear <-
23 Acrylonitrile	0.05948	0.06585	0.06585	0.010	-10.71056	50.00000	Averaged
24 Methyl tert-butyl ether	0.68973	0.57397	0.57397	0.010	16.78324	50.00000	Averaged
25 trans-1,2-Dichloroethene	0.26140	0.25217	0.25217	0.010	3.53045	50.00000	Averaged
26 Hexane	50.00000	52.68732	0.06180	0.010	-5.37465	0.000e+000	Wt Linear
27 Vinyl acetate	0.48650	0.42395	0.42395	0.010	12.85650	50.00000	Averaged
28 1,1-Dichloroethane	0.51542	0.50776	0.50776	0.100	1.48496	50.00000	Averaged
29 tert-Butyl Alcohol	1000	601	0.00360	0.010	39.87907	0.000e+000	Linear <-
30 2-Butanone	0.08162	0.09201	0.09201	0.010	-12.72533	50.00000	Averaged
M 31 1,2-Dichloroethene (total)	0.26206	0.25611	0.25611	0.010	2.27178	50.00000	Averaged
32 cis-1,2-dichloroethene	0.26272	0.26004	0.26004	0.010	1.01942	50.00000	Averaged
33 2,2-Dichloropropane	0.28815	0.24989	0.24989	0.010	13.27872	50.00000	Averaged
34 Bromochloromethane	0.10286	0.11082	0.11082	0.010	-7.74103	50.00000	Averaged
35 Chloroform	0.42141	0.42968	0.42968	0.010	-1.96108	20.00000	Averaged
36 Tetrahydrofuran	50.00000	49.94391	0.05371	0.010	0.11218	0.000e+000	Wt Linear
37 1,1,1-Trichloroethane	0.33078	0.32327	0.32327	0.010	2.27226	50.00000	Averaged
38 1,1-Dichloropropene	0.36264	0.34948	0.34948	0.010	3.63010	50.00000	Averaged
39 Carbon Tetrachloride	0.27398	0.28477	0.28477	0.010	-3.93793	50.00000	Averaged
40 1,2-Dichloroethane	0.35927	0.35926	0.35926	0.010	0.00389	50.00000	Averaged
41 Benzene	1.04792	1.01653	1.01653	0.010	2.99577	50.00000	Averaged
42 Trichloroethene	0.23062	0.22398	0.22398	0.010	2.88117	50.00000	Averaged
43 1,2-Dichloropropane	0.25956	0.25833	0.25833	0.010	0.47146	20.00000	Averaged
44 1,4-Dioxane	2500	1440	0.00037	0.001	42.38513	0.000e+000	Wt Linear <-
45 Dibromomethane	0.11900	0.12186	0.12186	0.010	-2.40084	50.00000	Averaged
46 Bromodichloromethane	0.29031	0.28400	0.28400	0.010	2.17422	50.00000	Averaged
47 2-Chloroethyl vinyl ether	0.16220	0.12828	0.12828	0.010	20.90837	50.00000	Averaged

Data File: \\cansvr11\dd\chem\MSV\a3ux16.i\M90830A.b\UXM0103.D
Report Date: 30-Aug-2009 15:08

TestAmerica North Canton

CONTINUING CALIBRATION COMPOUNDS

Instrument ID: a3ux16.i Injection Date: 30-AUG-2009 14:22
Lab File ID: UXM0103.D Init. Cal. Date(s): 20-AUG-2009 20-AUG-2009
Analysis Type: WATER Init. Cal. Times: 10:19 14:15
Lab Sample ID: 50NG-CC Quant Type: ISTD
Method: \\cansvr11\dd\chem\MSV\a3ux16.i\M90830A.b\8260LLUX16.m

COMPOUND	RRF / AMOUNT	RF50	CCAL RRF50	MIN RRF	%D / %DRIFT	MAX %D / %DRIFT	CURVE TYPE
48 cis-1,3-Dichloropropene	0.37539	0.31036	0.31036	0.010	17.32321	50.00000	Averaged
49 4-Methyl-2-pentanone	0.21863	0.19065	0.19065	0.010	12.79959	50.00000	Averaged
50 Toluene	1.47475	1.41396	1.41396	0.010	4.12199	20.00000	Averaged
51 trans-1,3-Dichloropropene	0.48443	0.39604	0.39604	0.010	18.24657	50.00000	Averaged
52 Ethyl Methacrylate	0.46458	0.36271	0.36271	0.010	21.92689	50.00000	Averaged
53 1,1,2-Trichloroethane	0.26910	0.25515	0.25515	0.010	5.18329	50.00000	Averaged
54 1,3-Dichloropropane	0.52575	0.50194	0.50194	0.010	4.52724	50.00000	Averaged
55 Tetrachloroethene	0.23768	0.22271	0.22271	0.010	6.29705	50.00000	Averaged
56 2-Hexanone	0.23577	0.20636	0.20636	0.010	12.47359	50.00000	Averaged
57 Dibromochloromethane	0.25277	0.23872	0.23872	0.010	5.56170	50.00000	Averaged
58 1,2-Dibromoethane	0.27319	0.25082	0.25082	0.010	8.18713	50.00000	Averaged
59 Chlorobenzene	0.88800	0.84495	0.84495	0.300	4.84854	50.00000	Averaged
60 1,1,1,2-Tetrachloroethane	0.25481	0.26040	0.26040	0.010	-2.19522	50.00000	Averaged
61 Ethylbenzene	0.49847	0.46826	0.46826	0.010	6.05952	20.00000	Averaged
62 m + p-Xylene	0.62246	0.60026	0.60026	0.010	3.56709	50.00000	Averaged
M 63 Xylenes (total)	0.60941	0.58467	0.58467	0.010	4.05979	50.00000	Averaged
64 Xylene-o	0.58330	0.55349	0.55349	0.010	5.11134	50.00000	Averaged
65 Styrene	1.01773	0.95851	0.95851	0.010	5.81962	50.00000	Averaged
66 Bromoform	0.15677	0.14216	0.14216	0.100	9.32245	50.00000	Averaged
67 Isopropylbenzene	1.47231	1.34761	1.34761	0.010	8.46935	50.00000	Averaged
68 1,1,2,2-Tetrachloroethane	0.67751	0.62827	0.62827	0.300	7.26852	50.00000	Averaged
69 1,4-Dichloro-2-butene	0.26705	0.16950	0.16950	0.010	36.52993	50.00000	Averaged
70 1,2,3-Trichloropropane	0.20185	0.17455	0.17455	0.010	13.52331	50.00000	Averaged
71 Bromobenzene	0.67574	0.56909	0.56909	0.010	15.78162	50.00000	Averaged
72 n-Propylbenzene	0.75403	0.66225	0.66225	0.010	12.17162	50.00000	Averaged
73 2-Chlorotoluene	0.64508	0.58134	0.58134	0.010	9.88016	50.00000	Averaged
74 1,3,5-Trimethylbenzene	2.31395	1.99795	1.99795	0.010	13.65630	50.00000	Averaged
75 4-Chlorotoluene	0.69722	0.61162	0.61162	0.010	12.27733	50.00000	Averaged
76 tert-Butylbenzene	1.88597	1.50733	1.50733	0.010	20.07682	50.00000	Averaged
77 1,2,4-Trimethylbenzene	2.40803	2.13035	2.13035	0.010	11.53120	50.00000	Averaged
78 sec-Butylbenzene	2.61233	2.24549	2.24549	0.010	14.04234	50.00000	Averaged
79 4-Isopropyltoluene	2.07523	1.83133	1.83133	0.010	11.75293	50.00000	Averaged
80 1,3-Dichlorobenzene	1.26819	1.16987	1.16987	0.010	7.75220	50.00000	Averaged
81 1,4-Dichlorobenzene	1.33076	1.20016	1.20016	0.010	9.81354	50.00000	Averaged
82 n-Butylbenzene	1.85153	1.67555	1.67555	0.010	9.50488	50.00000	Averaged
83 1,2-Dichlorobenzene	1.18789	1.11794	1.11794	0.010	5.88841	50.00000	Averaged
84 1,2-Dibromo-3-chloropropane	0.09858	0.08094	0.08094	0.010	17.89306	50.00000	Averaged
85 1,2,4-Trichlorobenzene	0.56859	0.55310	0.55310	0.010	2.72473	50.00000	Averaged
86 Hexachlorobutadiene	0.20433	0.18952	0.18952	0.010	7.24768	50.00000	Averaged
87 Naphthalene	1.64393	1.42751	1.42751	0.010	13.16508	50.00000	Averaged
88 1,2,3-Trichlorobenzene	0.47513	0.47662	0.47662	0.010	-0.31243	50.00000	Averaged
98 Cyclohexane	0.56073	0.68152	0.68152	0.010	-21.54043	50.00000	Averaged
143 Methyl Acetate	0.13435	0.16860	0.16860	0.010	-25.49547	50.00000	Averaged

Data File: \\cansvr11\dd\chem\MSV\a3ux16.i\M90830A.b\UXM0103.D
Report Date: 30-Aug-2009 15:08

TestAmerica North Canton

CONTINUING CALIBRATION COMPOUNDS

Instrument ID: a3ux16.i Injection Date: 30-AUG-2009 14:22
Lab File ID: UXM0103.D Init. Cal. Date(s): 20-AUG-2009 20-AUG-2009
Analysis Type: WATER Init. Cal. Times: 10:19 14:15
Lab Sample ID: 50NG-CC Quant Type: ISTD
Method: \\cansvr11\dd\chem\MSV\a3ux16.i\M90830A.b\8260LLUX16.m

COMPOUND	RRF / AMOUNT	RF50	CCAL RRF50	MIN RRF	%D / %DRIFT	MAX %D / %DRIFT	CURVE TYPE
144 Methylcyclohexane	50.00000	56.54314	0.49565	0.010	-13.08628	0.000e+000	Wt Linear
141 1,3,5-Trichlorobenzene	0.64476	0.61546	0.61546	0.010	4.54391	50.00000	Averaged
149 Vinyl Acetate-86	0.04549	0.03594	0.03594	0.010	20.99040	50.00000	Averaged

SW846 8260B METHOD BLANK SUMMARY

BLANK WORKORDER NO.: LJ29K1AA

Lab Name: TestAmerica Laboratories, Inc.

Lab Code: TALCAN

SDG Number: 9H19214

Lab File ID: UXJ4004.D

Lot Number: A9H190214

Date Analyzed: 08/28/09

Time Analyzed: 12:20

Matrix: WATER

Date Extracted: 08/28/09

GC Column: DB 624 ID: .18

Extraction Method: 5030B/8260B

Instrument ID: UX11

Level: (low/med) LOW

THIS METHOD BLANK APPLIES TO THE FOLLOWING SAMPLES, LCS, LCSD, MS , MSD:

	CLIENT ID.	SAMPLE WORK ORDER #	LAB FILE ID	DATE ANALYZED	TIME ANALYZED
01	TB-081709	LJEHH1AA	UXJ4005.D	08/28/09	12:44
02	MRC-78B-081709	LJEHQ1AA	UXJ4027.D	08/28/09	21:24
03	MRC-74B-081709	LJEHX1AM	UXJ4028.D	08/28/09	21:48
04	MRC-MW88A-081809	LJEH01AM	UXJ4008.D	08/28/09	13:55
05	MRC-MW88B-081809	LJEH71A0	UXJ4009.D	08/28/09	14:19
06	MRC-MW90B-081809	LJEH91AA	UXJ4010.D	08/28/09	14:43
07	INTRA-LAB QC	LJGQ61AA	UXJ4011.D	08/28/09	15:06
08	LAB MS/MSD	LJGQ61AC S	UXJ4025.D	08/28/09	20:38
09	LAB MS/MSD	LJGQ61AD D	UXJ4026.D	08/28/09	21:01
10	CHECK SAMPLE	LJ29K1AC C	UXJ4002.D	08/28/09	11:33
11	DUPLICATE CHECK	LJ29K1AD L	UXJ4003.D	08/28/09	11:56
12					
13					
14					
15					
16					
17					
18					
19					
20					
21					
22					
23					
24					
25					
26					
27					
28					
29					
30					

COMMENTS:

FORM IV

METHOD BLANK REPORT

GC/MS Volatiles

Client Lot #...: 9H19214 **Work Order #...:** LJ29K1AA **Matrix.....:** WATER
MB Lot-Sample #: A9H300000-057

Prep Date.....: 08/28/09 **Final Wgt/Vol..:** 5 mL
Analysis Date..: 08/28/09 **Prep Batch #...:** 9242057
Dilution Factor: 1 **Initial Wgt/Vol:** 5 mL

PARAMETER	RESULT	REPORTING LIMIT	UNITS	METHOD
1,3-Dichlorobenzene	ND	1.0	ug/L	SW846 8260B
1,4-Dichlorobenzene	ND	1.0	ug/L	SW846 8260B
Dichlorodifluoromethane	ND	1.0	ug/L	SW846 8260B
cis-1,2-Dichloroethene	ND	1.0	ug/L	SW846 8260B
trans-1,2-Dichloroethene	ND	1.0	ug/L	SW846 8260B
1,3-Dichloropropane	ND	1.0	ug/L	SW846 8260B
2,2-Dichloropropane	ND	1.0	ug/L	SW846 8260B
1,1-Dichloropropene	ND	1.0	ug/L	SW846 8260B
Acetone	ND	5.0	ug/L	SW846 8260B
Bromobenzene	ND	1.0	ug/L	SW846 8260B
Bromochloromethane	ND	1.0	ug/L	SW846 8260B
Bromodichloromethane	ND	1.0	ug/L	SW846 8260B
2-Butanone	ND	5.0	ug/L	SW846 8260B
n-Butylbenzene	ND	1.0	ug/L	SW846 8260B
sec-Butylbenzene	ND	1.0	ug/L	SW846 8260B
tert-Butylbenzene	ND	1.0	ug/L	SW846 8260B
Carbon disulfide	ND	1.0	ug/L	SW846 8260B
Dibromochloromethane	ND	1.0	ug/L	SW846 8260B
1,2-Dibromo-3-chloro-propane	ND	2.0	ug/L	SW846 8260B
2-Chloroethyl vinyl ether	ND	5.0	ug/L	SW846 8260B
2-Chlorotoluene	ND	1.0	ug/L	SW846 8260B
4-Chlorotoluene	ND	1.0	ug/L	SW846 8260B
1,2-Dibromoethane	ND	1.0	ug/L	SW846 8260B
Dibromomethane	ND	1.0	ug/L	SW846 8260B
1,2-Dichlorobenzene	ND	1.0	ug/L	SW846 8260B
Trichlorofluoromethane	ND	1.0	ug/L	SW846 8260B
Hexachlorobutadiene	**0.46 J**	**1.0**	**ug/L**	**SW846 8260B**
2-Hexanone	ND	5.0	ug/L	SW846 8260B
Isopropylbenzene	ND	1.0	ug/L	SW846 8260B
p-Isopropyltoluene	ND	1.0	ug/L	SW846 8260B
tert-Butyl alcohol	ND	20	ug/L	SW846 8260B
4-Methyl-2-pentanone	ND	5.0	ug/L	SW846 8260B
Naphthalene	ND	1.0	ug/L	SW846 8260B
n-Propylbenzene	ND	1.0	ug/L	SW846 8260B
Styrene	ND	1.0	ug/L	SW846 8260B
1,1,1,2-Tetrachloroethane	ND	1.0	ug/L	SW846 8260B
1,2,3-Trichlorobenzene	ND	1.0	ug/L	SW846 8260B
1,2,4-Trichloro-benzene	**0.21 J**	**1.0**	**ug/L**	**SW846 8260B**
1,2,3-Trichloropropane	ND	1.0	ug/L	SW846 8260B

(Continued on next page)

METHOD BLANK REPORT

GC/MS Volatiles

Client Lot #...: 9H19214 **Work Order #...:** LJ29K1AA **Matrix.....:** WATER

PARAMETER	RESULT	REPORTING LIMIT	UNITS	METHOD
1,1,2-Trichloro-1,2,2-trifluoroethane	ND	1.0	ug/L	SW846 8260B
1,2,4-Trimethylbenzene	ND	1.0	ug/L	SW846 8260B
Vinyl acetate	ND	2.0	ug/L	SW846 8260B
o-Xylene	ND	1.0	ug/L	SW846 8260B
Xylenes (total)	ND	2.0	ug/L	SW846 8260B
Methyl tert-butyl ether	ND	5.0	ug/L	SW846 8260B
m-Xylene & p-Xylene	ND	2.0	ug/L	SW846 8260B
1,2,3-Trimethylbenzene	ND	5.0	ug/L	SW846 8260B
Diisopropyl Ether (DIPE)	ND	5.0	ug/L	SW846 8260B
Ethyl-t-Butyl Ether (ETBE	ND	5.0	ug/L	SW846 8260B
Tert-amyl methyl ether (T	ND	5.0	ug/L	SW846 8260B
Benzene	ND	1.0	ug/L	SW846 8260B
Bromoform	ND	1.0	ug/L	SW846 8260B
Bromomethane	ND	1.0	ug/L	SW846 8260B
Carbon tetrachloride	ND	1.0	ug/L	SW846 8260B
Chlorobenzene	ND	1.0	ug/L	SW846 8260B
Chloroethane	ND	1.0	ug/L	SW846 8260B
Chloroform	ND	1.0	ug/L	SW846 8260B
Chloromethane	ND	1.0	ug/L	SW846 8260B
1,1-Dichloroethane	ND	1.0	ug/L	SW846 8260B
1,2-Dichloroethane	ND	1.0	ug/L	SW846 8260B
1,1-Dichloroethene	ND	1.0	ug/L	SW846 8260B
1,2-Dichloropropane	ND	1.0	ug/L	SW846 8260B
cis-1,3-Dichloropropene	ND	1.0	ug/L	SW846 8260B
trans-1,3-Dichloropropene	ND	1.0	ug/L	SW846 8260B
Ethylbenzene	ND	1.0	ug/L	SW846 8260B
Methylene chloride	ND	1.0	ug/L	SW846 8260B
1,1,2,2-Tetrachloroethane	ND	1.0	ug/L	SW846 8260B
Tetrachloroethene	ND	1.0	ug/L	SW846 8260B
Toluene	ND	1.0	ug/L	SW846 8260B
1,1,1-Trichloroethane	ND	1.0	ug/L	SW846 8260B
Trichloroethene	ND	1.0	ug/L	SW846 8260B
Vinyl chloride	ND	1.0	ug/L	SW846 8260B

SURROGATE	PERCENT RECOVERY	RECOVERY LIMITS
Dibromofluoromethane	87	(73 - 122)
1,2-Dichloroethane-d4	87	(61 - 128)
Toluene-d8	88	(76 - 110)
4-Bromofluorobenzene	81	(74 - 116)

NOTE(S):

Calculations are performed before rounding to avoid round-off errors in calculated results.

J Estimated result. Result is less than RL.

SW846 8260B METHOD BLANK SUMMARY

BLANK WORKORDER NO.: LJ6R01AA

Lab Name: TestAmerica Laboratories, Inc.

Lab Code: TALCAN

SDG Number: 9H19214

Lab File ID: UXM0107.D

Lot Number: A9H220139

Date Analyzed: 08/30/09

Time Analyzed: 15:49

Matrix: WATER

Date Extracted: 08/30/09

GC Column: DB624 ID: .18

Extraction Method: 5030B/8260B

Instrument ID: UX16

Level: (low/med) LOW

THIS METHOD BLANK APPLIES TO THE FOLLOWING SAMPLES, LCS, LCSD, MS , MSD:

	CLIENT ID.	SAMPLE WORK ORDER #	LAB FILE ID	DATE ANALYZED	TIME ANALYZED
01	TB-082009	LJLXL1AA	UXM0109.D	08/30/09	16:33
02	MRC-MW80A-082009	LJLXM1AA	UXM0110.D	08/30/09	16:54
03	MRC-MW80B-082009	LJLXN1AM	UXM0111.D	08/30/09	17:15
04	MRC-MW87A-082009	LJLXP1AM	UXM0112.D	08/30/09	17:37
05	MRC-MW81A-082109	LJLXQ1AA	UXM0113.D	08/30/09	17:58
06	MRC-MW81B-082109	LJLXR1AA	UXM0114.D	08/30/09	18:20
07	MRC-MW43A-082109	LJLXV1AM	UXM0108.D	08/30/09	16:11
08	MRC-MW43A-082109	LJLXV1C3 S	UXM0128.D	08/30/09	23:16
09	MRC-MW43A-082109	LJLXV1C4 D	UXM0129.D	08/30/09	23:37
10	CHECK SAMPLE	LJ6R01AC C	UXM0105.D	08/30/09	15:05
11	DUPLICATE CHECK	LJ6R01AD L	UXM0106.D	08/30/09	15:27
12					
13					
14					
15					
16					
17					
18					
19					
20					
21					
22					
23					
24					
25					
26					
27					
28					
29					
30					

COMMENTS:

FORM IV

METHOD BLANK REPORT

GC/MS Volatiles

Client Lot #...: 9H19214 **Work Order #...:** LJ6R01AA **Matrix.....:** WATER
MB Lot-Sample #: A9I020000-084

Prep Date.....: 08/30/09 **Final Wgt/Vol..:** 5 mL
Analysis Date..: 08/30/09 **Prep Batch #...:** 9245084
Dilution Factor: 1 **Initial Wgt/Vol:** 5 mL

PARAMETER	RESULT	REPORTING LIMIT	UNITS	METHOD
Trichlorofluoromethane	ND	1.0	ug/L	SW846 8260B
Hexachlorobutadiene	**0.34 J**	**1.0**	**ug/L**	**SW846 8260B**
2-Hexanone	ND	5.0	ug/L	SW846 8260B
p-Isopropyltoluene	ND	1.0	ug/L	SW846 8260B
tert-Butyl alcohol	ND	20	ug/L	SW846 8260B
1,2,3-Trimethylbenzene	ND	5.0	ug/L	SW846 8260B
Diisopropyl Ether (DIPE)	ND	5.0	ug/L	SW846 8260B
Ethyl-t-Butyl Ether (ETBE	ND	5.0	ug/L	SW846 8260B
Tert-amyl methyl ether (T	ND	5.0	ug/L	SW846 8260B
4-Methyl-2-pentanone	ND	5.0	ug/L	SW846 8260B
Naphthalene	ND	1.0	ug/L	SW846 8260B
n-Propylbenzene	ND	1.0	ug/L	SW846 8260B
Styrene	ND	1.0	ug/L	SW846 8260B
1,1,1,2-Tetrachloroethane	ND	1.0	ug/L	SW846 8260B
1,2,3-Trichlorobenzene	ND	1.0	ug/L	SW846 8260B
1,2,4-Trichloro-benzene	ND	1.0	ug/L	SW846 8260B
1,2,3-Trichloropropane	ND	1.0	ug/L	SW846 8260B
1,1,2-Trichloro-1,2,2-trifluoroethane	ND	1.0	ug/L	SW846 8260B
1,2,4-Trimethylbenzene	ND	1.0	ug/L	SW846 8260B
Vinyl acetate	ND	2.0	ug/L	SW846 8260B
o-Xylene	ND	1.0	ug/L	SW846 8260B
Xylenes (total)	ND	2.0	ug/L	SW846 8260B
Methyl tert-butyl ether	ND	5.0	ug/L	SW846 8260B
m-Xylene & p-Xylene	ND	2.0	ug/L	SW846 8260B
Acetone	**2.0 J**	**5.0**	**ug/L**	**SW846 8260B**
Bromobenzene	ND	1.0	ug/L	SW846 8260B
Bromochloromethane	ND	1.0	ug/L	SW846 8260B
Bromodichloromethane	ND	1.0	ug/L	SW846 8260B
2-Butanone	ND	5.0	ug/L	SW846 8260B
n-Butylbenzene	ND	1.0	ug/L	SW846 8260B
sec-Butylbenzene	ND	1.0	ug/L	SW846 8260B
tert-Butylbenzene	ND	1.0	ug/L	SW846 8260B
Carbon disulfide	ND	1.0	ug/L	SW846 8260B
Dibromochloromethane	ND	1.0	ug/L	SW846 8260B
1,2-Dibromo-3-chloro-propane	ND	2.0	ug/L	SW846 8260B
2-Chloroethyl vinyl ether	ND	5.0	ug/L	SW846 8260B
2-Chlorotoluene	ND	1.0	ug/L	SW846 8260B
4-Chlorotoluene	ND	1.0	ug/L	SW846 8260B

(Continued on next page)

METHOD BLANK REPORT

GC/MS Volatiles

Client Lot #...: 9H19214 **Work Order #...:** LJ6R01AA **Matrix.....:** WATER

PARAMETER	RESULT	REPORTING LIMIT	UNITS	METHOD
1,2-Dibromoethane	ND	1.0	ug/L	SW846 8260B
Dibromomethane	ND	1.0	ug/L	SW846 8260B
1,2-Dichlorobenzene	ND	1.0	ug/L	SW846 8260B
1,3-Dichlorobenzene	ND	1.0	ug/L	SW846 8260B
1,4-Dichlorobenzene	ND	1.0	ug/L	SW846 8260B
Dichlorodifluoromethane	ND	1.0	ug/L	SW846 8260B
cis-1,2-Dichloroethene	ND	1.0	ug/L	SW846 8260B
trans-1,2-Dichloroethene	ND	1.0	ug/L	SW846 8260B
1,3-Dichloropropane	ND	1.0	ug/L	SW846 8260B
2,2-Dichloropropane	ND	1.0	ug/L	SW846 8260B
1,1-Dichloropropene	ND	1.0	ug/L	SW846 8260B
Isopropylbenzene	ND	1.0	ug/L	SW846 8260B
Benzene	ND	1.0	ug/L	SW846 8260B
Bromoform	ND	1.0	ug/L	SW846 8260B
Bromomethane	ND	1.0	ug/L	SW846 8260B
Carbon tetrachloride	ND	1.0	ug/L	SW846 8260B
Chlorobenzene	ND	1.0	ug/L	SW846 8260B
Chloroethane	ND	1.0	ug/L	SW846 8260B
Chloroform	ND	1.0	ug/L	SW846 8260B
Chloromethane	ND	1.0	ug/L	SW846 8260B
1,1-Dichloroethane	ND	1.0	ug/L	SW846 8260B
1,2-Dichloroethane	ND	1.0	ug/L	SW846 8260B
1,1-Dichloroethene	ND	1.0	ug/L	SW846 8260B
1,2-Dichloropropane	ND	1.0	ug/L	SW846 8260B
cis-1,3-Dichloropropene	ND	1.0	ug/L	SW846 8260B
trans-1,3-Dichloropropene	ND	1.0	ug/L	SW846 8260B
Ethylbenzene	ND	1.0	ug/L	SW846 8260B
Methylene chloride	ND	1.0	ug/L	SW846 8260B
1,1,2,2-Tetrachloroethane	ND	1.0	ug/L	SW846 8260B
Tetrachloroethene	ND	1.0	ug/L	SW846 8260B
Toluene	ND	1.0	ug/L	SW846 8260B
1,1,1-Trichloroethane	ND	1.0	ug/L	SW846 8260B
Trichloroethene	ND	1.0	ug/L	SW846 8260B
Vinyl chloride	ND	1.0	ug/L	SW846 8260B

SURROGATE	PERCENT RECOVERY	RECOVERY LIMITS
Dibromofluoromethane	104	(73 - 122)
1,2-Dichloroethane-d4	106	(61 - 128)
Toluene-d8	92	(76 - 110)
4-Bromofluorobenzene	84	(74 - 116)

NOTE(S):

Calculations are performed before rounding to avoid round-off errors in calculated results.

J Estimated result. Result is less than RL.

5B

SEMIVOLATILE ORGANIC INSTRUMENT PERFORMANCE CHECK
DECAFLUOROTRIPHENYLPHOSPHINE (DFTPP)

Lab Name: NORTH CANTON Contract:

Lab Code: TACAN Case No.: SAS No.: SDG No.: 9H19214

Lab File ID: 1DF0820 DFTPP Injection Date: 08/20/09

Instrument ID: A4HP10 DFTPP Injection Time: 0945

m/e	ION ABUNDANCE CRITERIA	% RELATIVE ABUNDANCE
51	30.0 - 80.0% of mass 198	42.2
68	Less than 2.0% of mass 69	0.0 (0.0)1
69	Mass 69 relative abundance	44.8
70	Less than 2.0% of mass 69	0.1 (0.3)1
127	25.0 - 75.0% of mass 198	51.6
197	Less than 1.0% of mass 198	0.0
198	Base Peak, 100% relative abundance	100.0
199	5.0 to 9.0% of mass 198	6.9
275	10.0 - 30.0% of mass 198	25.0
365	Greater than 0.75% of mass 198	2.51
441	Present, but less than mass 443	8.1
442	40.0 - 110.0% of mass 198	57.6
443	15.0 - 24.0% of mass 442	11.1 (19.2)2

1-Value is % mass 69 2-Value is % mass 442

THIS CHECK APPLIES TO THE FOLLOWING SAMPLES, MS, MSD, BLANKS, AND STANDARDS:

	EPA SAMPLE NO.	LAB SAMPLE ID	LAB FILE ID	DATE ANALYZED	TIME ANALYZED
01	SSTD005	L5	1SMM0820	08/20/09	1005
02	SSTD004	L4	1SM0820	08/20/09	1025
03	SSTD003	L3	1SML0820	08/20/09	1045
04	SSTD002	L2	1SL0820	08/20/09	1105
05	SSTD001	L1	1SLL0820	08/20/09	1124
06	SSTD009	L9	1HHH0820	08/20/09	1144
07	SSTD008	L8	1SHH0820	08/20/09	1204
08	SSTD007	L7	1SH0820	08/20/09	1223
09	SSTD006	L6	1SMH0820	08/20/09	1243
10					
11					
12					
13					
14					
15					
16					
17					
18					
19					
20					
21					
22					

TestAmerica North Canton

INITIAL CALIBRATION DATA

Start Cal Date : 20-AUG-2009 10:05
End Cal Date : 20-AUG-2009 15:39
Quant Method : ISTD
Origin : Disabled
Target Version : 4.14
Integrator : HP RTE
Method file : \\cansvr11\dd\chem\MSS\a4hp10.i\90820a.b\8270C-625.m
Last Edit : 20-Aug-2009 15:52 gruberj
Curve Type : Average

Calibration File Names:
Level 1: \\cansvr11\dd\chem\MSS\a4hp10.i\90820a.b\1SLL0820.D
Level 2: \\cansvr11\dd\chem\MSS\a4hp10.i\90820a.b\1AL0820.D
Level 3: \\cansvr11\dd\chem\MSS\a4hp10.i\90820a.b\1AML0820.D
Level 4: \\cansvr11\dd\chem\MSS\a4hp10.i\90820a.b\1AM0820.D
Level 5: \\cansvr11\dd\chem\MSS\a4hp10.i\90820a.b\1AMM0820.D
Level 6: \\cansvr11\dd\chem\MSS\a4hp10.i\90820a.b\1AMH0820.D
Level 7: \\cansvr11\dd\chem\MSS\a4hp10.i\90820a.b\1AH0820.D
Level 8: \\cansvr11\dd\chem\MSS\a4hp10.i\90820a.b\1AHH0820.D
Level 9: \\cansvr11\dd\chem\MSS\a4hp10.i\90820a.b\1AHHH0820.D

Compound	0.05000 Level 1	0.25000 Level 2	0.50000 Level 3	1.000 Level 4	2.500 Level 5	5.000 Level 6	RRF	% RSD	
	7.500 Level 7	10.000 Level 8	12.500 Level 9						
198 1,4-Dioxane	+++++	0.51205	0.59518	0.58314	0.54660	0.56273			
	0.57209	0.56214	0.59359				0.56594	4.842	<-
7 N-Nitrosomorpholine	+++++	1.05486	0.98641	0.96772	0.79988	0.77861			
	0.82095	0.83013	0.80744				0.88075	11.949	<-
8 Ethyl methanesulfonate	+++++	1.48599	1.37969	1.35020	1.11631	1.08854			
	1.15421	1.16721	1.12908				1.23390	12.062	<-
9 Pyridine	+++++	1.46562	1.33751	1.48830	1.47661	1.56600			
	1.55868	1.59951	1.65465				1.51836	6.452	<-
10 N-Nitrosodimethylamine	+++++	0.78920	0.76471	0.77006	0.75346	0.80211			
	0.81281	0.81718	0.84608				0.79445	3.913	<-
11 Ethyl methacrylate	+++++	+++++	+++++	+++++	+++++	+++++			
	+++++	+++++	+++++				+++++	+++++	<-
12 3-Chloropropionitrile	+++++	0.79773	0.83395	0.75711	0.77426	0.79630			
	0.80248	0.79312	0.82958				0.79807	3.202	<-
13 Malononitrile	+++++	+++++	+++++	+++++	+++++	+++++			
	+++++	+++++	+++++				+++++	+++++	<-

5B

SEMIVOLATILE ORGANIC INSTRUMENT PERFORMANCE CHECK
DECAFLUOROTRIPHENYLPHOSPHINE (DFTPP)

Lab Name: NORTH CANTON Contract:

Lab Code: TACAN Case No.: SAS No.: SDG No.: 9H19214

Lab File ID: 1DF0826 DFTPP Injection Date: 08/26/09

Instrument ID: A4HP10 DFTPP Injection Time: 0851

m/e	ION ABUNDANCE CRITERIA	% RELATIVE ABUNDANCE
51	30.0 - 80.0% of mass 198	44.8
68	Less than 2.0% of mass 69	0.0 (0.0)1
69	Mass 69 relative abundance	50.3
70	Less than 2.0% of mass 69	0.1 (0.2)1
127	25.0 - 75.0% of mass 198	51.1
197	Less than 1.0% of mass 198	0.0
198	Base Peak, 100% relative abundance	100.0
199	5.0 to 9.0% of mass 198	6.9
275	10.0 - 30.0% of mass 198	22.5
365	Greater than 0.75% of mass 198	2.12
441	Present, but less than mass 443	7.8
442	40.0 - 110.0% of mass 198	51.2
443	15.0 - 24.0% of mass 442	9.7 (18.9)2

1-Value is % mass 69 2-Value is % mass 442

THIS CHECK APPLIES TO THE FOLLOWING SAMPLES, MS, MSD, BLANKS, AND STANDARDS:

	EPA SAMPLE NO.	LAB SAMPLE ID	LAB FILE ID	DATE ANALYZED	TIME ANALYZED
01	SSTD006	L6	1SMH0826	08/26/09	0910
02	LJL7QBLK	LJL7Q1AA	LJL7Q1AA	08/26/09	1144
03	LJL7QCHK	LJL7Q1AC	LJL7Q1AC	08/26/09	1204
04					
05					
06					
07					
08					
09					
10					
11					
12					
13					
14					
15					
16					
17					
18					
19					
20					
21					
22					

TestAmerica North Canton

CONTINUING CALIBRATION COMPOUNDS

Instrument ID: a4hp10.i
Lab File ID: 1SMH0826.D
Analysis Type:
Lab Sample ID: L6
Method: \\cansvr11\dd\chem\MSS\a4hp10.i\90826a.b\8270C-625.m

Injection Date: 26-AUG-2009 09:10
Init. Cal. Date(s): 20-AUG-2009 20-AUG-2009
Init. Cal. Times: 10:05 15:39
Quant Type: ISTD

COMPOUND	RRF / AMOUNT	RF5	CCAL RRF5	MIN RRF	%D / %DRIFT	MAX %D / %DRIFT	CURVE TYPE
198 1,4-Dioxane	0.56594	0.53544	0.53544	0.010	5.38999	50.00000	Averaged
9 Pyridine	1.51836	1.53501	1.53501	0.010	-1.09665	50.00000	Averaged
10 N-Nitrosodimethylamine	0.79445	0.81029	0.81029	0.010	-1.99350	50.00000	Averaged
12 3-Chloropropionitrile	0.79807	0.78720	0.78720	0.010	1.36102	50.00000	Averaged
209 Benzaldehyde	0.90576	1.00498	1.00498	0.010	-10.95360	50.00000	Averaged
21 Aniline	2.30371	2.44089	2.44089	0.010	-5.95490	50.00000	Averaged
22 Phenol	1.83456	1.92910	1.92910	0.010	-5.15350	20.00000	Averaged
23 bis(2-Chloroethyl)ether	1.53898	1.55819	1.55819	0.010	-1.24864	50.00000	Averaged
24 2-Chlorophenol	1.37069	1.41305	1.41305	0.010	-3.09012	50.00000	Averaged
26 1,3-Dichlorobenzene	1.35159	1.35249	1.35249	0.010	-0.06666	50.00000	Averaged
27 1,4-Dichlorobenzene	1.28538	1.30531	1.30531	0.010	-1.54985	20.00000	Averaged
28 1,2-Dichlorobenzene	1.25700	1.29519	1.29519	0.010	-3.03839	50.00000	Averaged
29 Benzyl Alcohol	0.89784	0.92660	0.92660	0.010	-3.20268	50.00000	Averaged
30 2-Methylphenol	1.26903	1.42687	1.42687	0.010	-12.43804	50.00000	Averaged
31 bis(2-Chloroisopropyl)ether	1.69174	1.87368	1.87368	0.010	-10.75431	50.00000	Averaged
37 Acetophenone	1.79853	1.87986	1.87986	0.010	-4.52188	50.00000	Averaged
32 N-Nitroso-di-n-propylamine	0.96804	1.06179	1.06179	0.050	-9.68455	50.00000	Averaged
192 4-Methylphenol	1.34102	1.45309	1.45309	0.010	-8.35652	50.00000	Averaged
34 Hexachloroethane	0.49058	0.49703	0.49703	0.010	-1.31359	50.00000	Averaged
35 Nitrobenzene	0.37292	0.38252	0.38252	0.010	-2.57341	50.00000	Averaged
41 Isophorone	0.65953	0.71562	0.71562	0.010	-8.50399	50.00000	Averaged
42 2-Nitrophenol	0.18113	0.19696	0.19696	0.010	-8.74143	20.00000	Averaged
43 2,4-Dimethylphenol	0.34780	0.35122	0.35122	0.010	-0.98505	50.00000	Averaged
44 bis(2-Chloroethoxy)methane	0.40988	0.42843	0.42843	0.010	-4.52778	50.00000	Averaged
46 2,4-Toluenediamene	0.17548	0.15308	0.15308	0.010	12.76306	50.00000	Averaged
47 1,3,5-Trichlorobenzene	0.30503	0.28685	0.28685	0.010	5.95896	50.00000	Averaged
48 2,4-Dichlorophenol	0.26258	0.28025	0.28025	0.010	-6.72880	20.00000	Averaged
49 Benzoic Acid	10.00000	9.09161	0.19109	0.010	9.08386	0.000e+000	Quadratic
50 1,2,4-Trichlorobenzene	0.28238	0.28082	0.28082	0.010	0.55255	50.00000	Averaged
51 Naphthalene	0.94599	0.97085	0.97085	0.010	-2.62738	50.00000	Averaged
52 4-Chloroaniline	0.40106	0.41610	0.41610	0.010	-3.75018	50.00000	Averaged
56 Hexachlorobutadiene	0.13932	0.13581	0.13581	0.010	2.52159	20.00000	Averaged
210 Caprolactam	5.00000	5.45775	0.11948	0.010	-9.15499	0.000e+000	Quadratic
57 1,2,3-Trichlorobenzene	0.25617	0.25223	0.25223	0.010	1.54066	50.00000	Averaged
59 4-Chloro-3-Methylphenol	0.28878	0.31469	0.31469	0.010	-8.96943	20.00000	Averaged
62 2-Methylnaphthalene	0.60097	0.61840	0.61840	0.010	-2.90129	50.00000	Averaged
63 1-Methylnaphthalene	0.60521	0.61538	0.61538	0.010	-1.67989	50.00000	Averaged
64 Hexachlorocyclopentadiene	0.29650	0.26291	0.26291	0.050	11.32980	50.00000	Averaged
66 2,4,6-Trichlorophenol	0.34007	0.33762	0.33762	0.010	0.72210	20.00000	Averaged
67 2,4,5-Trichlorophenol	0.36899	0.37149	0.37149	0.010	-0.67799	50.00000	Averaged
211 1,1'-Biphenyl	1.36036	1.33273	1.33273	0.010	2.03051	50.00000	Averaged
68 1,2,3,5-Tetrachlorobenzene	0.47503	0.43812	0.43812	0.010	7.76959	50.00000	Averaged

5B

SEMIVOLATILE ORGANIC INSTRUMENT PERFORMANCE CHECK
DECAFLUOROTRIPHENYLPHOSPHINE (DFTPP)

Lab Name: NORTH CANTON Contract:

Lab Code: TACAN Case No.: SAS No.: SDG No.: 9H19214

Lab File ID: 1DF0827 DFTPP Injection Date: 08/27/09

Instrument ID: A4HP10 DFTPP Injection Time: 0842

m/e	ION ABUNDANCE CRITERIA	% RELATIVE ABUNDANCE
51	30.0 - 80.0% of mass 198	45.5
68	Less than 2.0% of mass 69	0.0 (0.0)1
69	Mass 69 relative abundance	50.0
70	Less than 2.0% of mass 69	0.2 (0.4)1
127	25.0 - 75.0% of mass 198	52.4
197	Less than 1.0% of mass 198	0.0
198	Base Peak, 100% relative abundance	100.0
199	5.0 to 9.0% of mass 198	7.1
275	10.0 - 30.0% of mass 198	22.8
365	Greater than 0.75% of mass 198	1.98
441	Present, but less than mass 443	7.9
442	40.0 - 110.0% of mass 198	52.2
443	15.0 - 24.0% of mass 442	10.1 (19.3)2

1-Value is % mass 69 2-Value is % mass 442

THIS CHECK APPLIES TO THE FOLLOWING SAMPLES, MS, MSD, BLANKS, AND STANDARDS:

	EPA SAMPLE NO.	LAB SAMPLE ID	LAB FILE ID	DATE ANALYZED	TIME ANALYZED
01	SSTD006	L6	1SMH0827	08/27/09	0901
02	LJGLJBLK	LJGLJ1AA	LJGLJ1AA	08/27/09	1000
03	LJGLJCHK	LJGLJ1AC	LJGLJ1AC	08/27/09	1019
04					
05					
06					
07					
08					
09					
10					
11					
12					
13					
14					
15					
16					
17					
18					
19					
20					
21					
22					

TestAmerica North Canton

CKMW 8/28/09

CONTINUING CALIBRATION COMPOUNDS

Instrument ID: a4hp10.i
Lab File ID: 1SMH0827.D
Analysis Type:
Lab Sample ID: L6
Method: \\cansvr11\dd\chem\MSS\a4hp10.i\90827a.b\8270C-625.m

Injection Date: 27-AUG-2009 09:01
Init. Cal. Date(s): 20-AUG-2009 20-AUG-2009
Init. Cal. Times: 10:05 15:39
Quant Type: ISTD

COMPOUND	RRF / AMOUNT	RF5	CCAL RRF5	MIN RRF	%D / %DRIFT	MAX %D / %DRIFT	CURVE TYPE
198 1,4-Dioxane	0.56594	0.51181	0.51181	0.010	9.56447	50.00000	Averaged
9 Pyridine	1.51836	1.49342	1.49342	0.010	1.64231	50.00000	Averaged
10 N-Nitrosodimethylamine	0.79445	0.82551	0.82551	0.010	-3.90966	50.00000	Averaged
12 3-Chloropropionitrile	0.79807	0.81251	0.81251	0.010	-1.80963	50.00000	Averaged
209 Benzaldehyde	0.90576	0.82011	0.82011	0.010	9.45682	50.00000	Averaged
21 Aniline	2.30371	2.52882	2.52882	0.010	-9.77162	50.00000	Averaged
22 Phenol	1.83456	1.91374	1.91374	0.010	-4.31609	20.00000	Averaged
23 bis(2-Chloroethyl)ether	1.53898	1.61407	1.61407	0.010	-4.87963	50.00000	Averaged
24 2-Chlorophenol	1.37069	1.35597	1.35597	0.010	1.07409	50.00000	Averaged
26 1,3-Dichlorobenzene	1.35159	1.28923	1.28923	0.010	4.61400	50.00000	Averaged
27 1,4-Dichlorobenzene	1.28538	1.23492	1.23492	0.010	3.92565	20.00000	Averaged
28 1,2-Dichlorobenzene	1.25700	1.23436	1.23436	0.010	1.80138	50.00000	Averaged
29 Benzyl Alcohol	0.89784	0.84313	0.84313	0.010	6.09399	50.00000	Averaged
30 2-Methylphenol	1.26903	1.46759	1.46759	0.010	-15.64681	50.00000	Averaged
31 bis(2-Chloroisopropyl)ether	1.69174	1.93628	1.93628	0.010	-14.45465	50.00000	Averaged
37 Acetophenone	1.79853	1.88338	1.88338	0.010	-4.71773	50.00000	Averaged
32 N-Nitroso-di-n-propylamine	0.96804	1.06367	1.06367	0.050	-9.87897	50.00000	Averaged
192 4-Methylphenol	1.34102	1.42678	1.42678	0.010	-6.39514	50.00000	Averaged
34 Hexachloroethane	0.49058	0.47914	0.47914	0.010	2.33294	50.00000	Averaged
35 Nitrobenzene	0.37292	0.39338	0.39338	0.010	-5.48604	50.00000	Averaged
41 Isophorone	0.65953	0.72177	0.72177	0.010	-9.43732	50.00000	Averaged
42 2-Nitrophenol	0.18113	0.19351	0.19351	0.010	-6.83313	20.00000	Averaged
43 2,4-Dimethylphenol	0.34780	0.35482	0.35482	0.010	-2.01944	50.00000	Averaged
44 bis(2-Chloroethoxy)methane	0.40988	0.43296	0.43296	0.010	-5.63221	50.00000	Averaged
46 2,4-Toluenediamene	0.17548	0.10204	0.10204	0.010	41.85183	50.00000	Averaged
47 1,3,5-Trichlorobenzene	0.30503	0.27804	0.27804	0.010	8.84822	50.00000	Averaged
48 2,4-Dichlorophenol	0.26258	0.27050	0.27050	0.010	-3.01377	20.00000	Averaged
49 Benzoic Acid	10.00000	9.34476	0.19726	0.010	6.55237	0.000e+000	Quadratic
50 1,2,4-Trichlorobenzene	0.28238	0.27059	0.27059	0.010	4.17770	50.00000	Averaged
51 Naphthalene	0.94599	0.96657	0.96657	0.010	-2.17465	50.00000	Averaged
52 4-Chloroaniline	0.40106	0.40475	0.40475	0.010	-0.91822	50.00000	Averaged
56 Hexachlorobutadiene	0.13932	0.12950	0.12950	0.010	7.04972	20.00000	Averaged
210 Caprolactam	5.00000	5.36440	0.11729	0.010	-7.28796	0.000e+000	Quadratic
57 1,2,3-Trichlorobenzene	0.25617	0.24899	0.24899	0.010	2.80261	50.00000	Averaged
59 4-Chloro-3-Methylphenol	0.28878	0.30674	0.30674	0.010	-6.21727	20.00000	Averaged
62 2-Methylnaphthalene	0.60097	0.60708	0.60708	0.010	-1.01641	50.00000	Averaged
63 1-Methylnaphthalene	0.60521	0.60222	0.60222	0.010	0.49446	50.00000	Averaged
64 Hexachlorocyclopentadiene	0.29650	0.22917	0.22917	0.050	22.70894	50.00000	Averaged
66 2,4,6-Trichlorophenol	0.34007	0.32746	0.32746	0.010	3.70785	20.00000	Averaged
67 2,4,5-Trichlorophenol	0.36899	0.36297	0.36297	0.010	1.63159	50.00000	Averaged
211 1,1'-Biphenyl	1.36036	1.33523	1.33523	0.010	1.84699	50.00000	Averaged
68 1,2,3,5-Tetrachlorobenzene	0.47503	0.44226	0.44226	0.010	6.89810	50.00000	Averaged

5B

SEMIVOLATILE ORGANIC INSTRUMENT PERFORMANCE CHECK
DECAFLUOROTRIPHENYLPHOSPHINE (DFTPP)

Lab Name: NORTH CANTON Contract:

Lab Code: TACAN Case No.: SAS No.: SDG No.: 9H19214

Lab File ID: 1DF0828 DFTPP Injection Date: 08/28/09

Instrument ID: A4HP10 DFTPP Injection Time: 0939

m/e	ION ABUNDANCE CRITERIA	% RELATIVE ABUNDANCE
51	30.0 - 80.0% of mass 198	45.9
68	Less than 2.0% of mass 69	0.0 (0.0)1
69	Mass 69 relative abundance	49.8
70	Less than 2.0% of mass 69	0.2 (0.5)1
127	25.0 - 75.0% of mass 198	51.9
197	Less than 1.0% of mass 198	0.0
198	Base Peak, 100% relative abundance	100.0
199	5.0 to 9.0% of mass 198	6.8
275	10.0 - 30.0% of mass 198	22.1
365	Greater than 0.75% of mass 198	1.68
441	Present, but less than mass 443	7.2
442	40.0 - 110.0% of mass 198	45.9
443	15.0 - 24.0% of mass 442	9.0 (19.5)2

1-Value is % mass 69 2-Value is % mass 442

THIS CHECK APPLIES TO THE FOLLOWING SAMPLES, MS, MSD, BLANKS, AND STANDARDS:

	EPA SAMPLE NO.	LAB SAMPLE ID	LAB FILE ID	DATE ANALYZED	TIME ANALYZED
01	SSTD006	L6	1SMH0828	08/28/09	0957
02	MRC-MW80A-08	LJLXM1CL	LJLXM1CL	08/28/09	1811
03	MRC-MW80B-08	LJLXN1CL	LJLXN1CL	08/28/09	1831
04	MRC-MW87A-08	LJLXP1CL	LJLXP1CL	08/28/09	1851
05	MRC-78B-0817	LJEHQ1CL	LJEHQ1CL	08/28/09	1911
06	MRC-MW88A-08	LJEH01CL	LJEH01CL	08/28/09	2109
07	MRC-MW88B-08	LJEH71CL	LJEH71CL	08/28/09	2129
08					
09					
10					
11					
12					
13					
14					
15					
16					
17					
18					
19					
20					
21					
22					

okaw 9/1/09

TestAmerica North Canton

CONTINUING CALIBRATION COMPOUNDS

Instrument ID: a4hp10.i
Lab File ID: 1SMH0828.D
Analysis Type:
Lab Sample ID: L6
Method: \\cansvr11\dd\chem\MSS\a4hp10.i\90828a.b\8270C-625.m

Injection Date: 28-AUG-2009 09:57
Init. Cal. Date(s): 20-AUG-2009 20-AUG-2009
Init. Cal. Times: 10:05 15:39
Quant Type: ISTD

COMPOUND	RRF / AMOUNT	RF5	CCAL RRF5	MIN RRF	%D / %DRIFT	MAX %D / %DRIFT	CURVE TYPE
198 1,4-Dioxane	0.56594	0.50120	0.50120	0.010	11.43991	50.00000	Averaged
9 Pyridine	1.51836	1.47924	1.47924	0.010	2.57637	50.00000	Averaged
10 N-Nitrosodimethylamine	0.79445	0.81312	0.81312	0.010	-2.34983	50.00000	Averaged
12 3-Chloropropionitrile	0.79807	0.80534	0.80534	0.010	-0.91174	50.00000	Averaged
209 Benzaldehyde	0.90576	1.03886	1.03886	0.010	-14.69424	50.00000	Averaged
21 Aniline	2.30371	2.68565	2.68565	0.010	-16.57920	50.00000	Averaged
22 Phenol	1.83456	1.94523	1.94523	0.010	-6.03269	20.00000	Averaged
23 bis(2-Chloroethyl)ether	1.53898	1.71273	1.71273	0.010	-11.29047	50.00000	Averaged
24 2-Chlorophenol	1.37069	1.39827	1.39827	0.010	-2.01178	50.00000	Averaged
26 1,3-Dichlorobenzene	1.35159	1.34758	1.34758	0.010	0.29633	50.00000	Averaged
27 1,4-Dichlorobenzene	1.28538	1.29440	1.29440	0.010	-0.70162	20.00000	Averaged
28 1,2-Dichlorobenzene	1.25700	1.26923	1.26923	0.010	-0.97314	50.00000	Averaged
29 Benzyl Alcohol	0.89784	0.89749	0.89749	0.010	0.03885	50.00000	Averaged
30 2-Methylphenol	1.26903	1.51405	1.51405	0.010	-19.30773	50.00000	Averaged
31 bis(2-Chloroisopropyl)ether	1.69174	2.10187	2.10187	0.010	-24.24289	50.00000	Averaged
37 Acetophenone	1.79853	1.95641	1.95641	0.010	-8.77791	50.00000	Averaged
32 N-Nitroso-di-n-propylamine	0.96804	1.13606	1.13606	0.050	-17.35676	50.00000	Averaged
192 4-Methylphenol	1.34102	1.49144	1.49144	0.010	-11.21677	50.00000	Averaged
34 Hexachloroethane	0.49058	0.50311	0.50311	0.010	-2.55357	50.00000	Averaged
35 Nitrobenzene	0.37292	0.37923	0.37923	0.010	-1.69046	50.00000	Averaged
41 Isophorone	0.65953	0.72780	0.72780	0.010	-10.35106	50.00000	Averaged
42 2-Nitrophenol	0.18113	0.19395	0.19395	0.010	-7.07891	20.00000	Averaged
43 2,4-Dimethylphenol	0.34780	0.34812	0.34812	0.010	-0.09320	50.00000	Averaged
44 bis(2-Chloroethoxy)methane	0.40988	0.44022	0.44022	0.010	-7.40393	50.00000	Averaged
46 2,4-Toluenediamene	0.17548	0.14682	0.14682	0.010	16.33556	50.00000	Averaged
47 1,3,5-Trichlorobenzene	0.30503	0.28677	0.28677	0.010	5.98522	50.00000	Averaged
48 2,4-Dichlorophenol	0.26258	0.27409	0.27409	0.010	-4.38224	20.00000	Averaged
49 Benzoic Acid	10.00000	9.59869	0.20349	0.010	4.01313	0.000e+000	Quadratic
50 1,2,4-Trichlorobenzene	0.28238	0.27265	0.27265	0.010	3.44658	50.00000	Averaged
51 Naphthalene	0.94599	0.98984	0.98984	0.010	-4.63461	50.00000	Averaged
52 4-Chloroaniline	0.40106	0.42054	0.42054	0.010	-4.85606	50.00000	Averaged
56 Hexachlorobutadiene	0.13932	0.13151	0.13151	0.010	5.60606	20.00000	Averaged
210 Caprolactam	5.00000	5.58586	0.12251	0.010	-11.71727	0.000e+000	Quadratic
57 1,2,3-Trichlorobenzene	0.25617	0.24905	0.24905	0.010	2.78083	50.00000	Averaged
59 4-Chloro-3-Methylphenol	0.28878	0.31104	0.31104	0.010	-7.70544	20.00000	Averaged
62 2-Methylnaphthalene	0.60097	0.61990	0.61990	0.010	-3.14996	50.00000	Averaged
63 1-Methylnaphthalene	0.60521	0.61785	0.61785	0.010	-2.08718	50.00000	Averaged
64 Hexachlorocyclopentadiene	0.29650	0.21153	0.21153	0.050	28.65627	50.00000	Averaged
66 2,4,6-Trichlorophenol	0.34007	0.34213	0.34213	0.010	-0.60525	20.00000	Averaged
67 2,4,5-Trichlorophenol	0.36899	0.37628	0.37628	0.010	-1.97719	50.00000	Averaged
211 1,1'-Biphenyl	1.36036	1.38452	1.38452	0.010	-1.77611	50.00000	Averaged
68 1,2,3,5-Tetrachlorobenzene	0.47503	0.45722	0.45722	0.010	3.75020	50.00000	Averaged

5B

SEMIVOLATILE ORGANIC INSTRUMENT PERFORMANCE CHECK
DECAFLUOROTRIPHENYLPHOSPHINE (DFTPP)

Lab Name: NORTH CANTON Contract:

Lab Code: TACAN Case No.: SAS No.: SDG No.: 9H19214

Lab File ID: 7DF0902 DFTPP Injection Date: 09/02/09

Instrument ID: A4HP7 DFTPP Injection Time: 1008

m/e	ION ABUNDANCE CRITERIA	% RELATIVE ABUNDANCE
51	30.0 - 80.0% of mass 198	48.4
68	Less than 2.0% of mass 69	0.0 (0.0)1
69	Mass 69 relative abundance	72.6
70	Less than 2.0% of mass 69	0.4 (0.5)1
127	25.0 - 75.0% of mass 198	52.8
197	Less than 1.0% of mass 198	0.3
198	Base Peak, 100% relative abundance	100.0
199	5.0 to 9.0% of mass 198	7.0
275	10.0 - 30.0% of mass 198	26.2
365	Greater than 0.75% of mass 198	2.78
441	Present, but less than mass 443	12.4
442	40.0 - 110.0% of mass 198	85.3
443	15.0 - 24.0% of mass 442	16.2 (19.0)2

1-Value is % mass 69 2-Value is % mass 442

THIS CHECK APPLIES TO THE FOLLOWING SAMPLES, MS, MSD, BLANKS, AND STANDARDS:

	EPA SAMPLE NO.	LAB SAMPLE ID	LAB FILE ID	DATE ANALYZED	TIME ANALYZED
01	SSTD006	L6	7SMH0902	09/02/09	1033
02	SSTD005	L5	7SMM0902	09/02/09	1053
03	SSTD004	L4	7SM0902	09/02/09	1112
04	SSTD003	L3	7SML0902	09/02/09	1132
05	SSTD002	L2	7SL0902	09/02/09	1152
06	SSTD001	L1	7SLL0902	09/02/09	1212
07	SSTD007	L7	7SH0902	09/02/09	1232
08	SSTD008	L8	7SHH0902	09/02/09	1252
09	SSTD009	L9	7HHH0902	09/02/09	1312
10	MRC-MW90B-08	LJEH91CL	LJEH91CL	09/02/09	1937
11					
12					
13					
14					
15					
16					
17					
18					
19					
20					
21					
22					

TestAmerica North Canton

INITIAL CALIBRATION DATA

Start Cal Date : 02-SEP-2009 10:33
End Cal Date : 02-SEP-2009 13:12
Quant Method : ISTD
Origin : Disabled
Target Version : 4.14
Integrator : HP RTE
Method file : \\cansvr11\dd\chem\MSS\a4hp7.i\90902a.b\8270C-625.m
Last Edit : 02-Sep-2009 13:43 ulmanm
Curve Type : Average

Calibration File Names:
Level 1: \\cansvr11\dd\chem\MSS\a4hp7.i\90902a.b\7SLL0902.D
Level 2: \\cansvr11\dd\chem\MSS\a4hp7.i\90902a.b\7SL0902.D
Level 3: \\cansvr11\dd\chem\MSS\a4hp7.i\90902a.b\7SML0902.D
Level 4: \\cansvr11\dd\chem\MSS\a4hp7.i\90902a.b\7SM0902.D
Level 5: \\cansvr11\dd\chem\MSS\a4hp7.i\90902a.b\7SMM0902.D
Level 6: \\cansvr11\dd\chem\MSS\a4hp7.i\90902a.b\7SMH0902.D
Level 7: \\cansvr11\dd\chem\MSS\a4hp7.i\90902a.b\7SH0902.D
Level 8: \\cansvr11\dd\chem\MSS\a4hp7.i\90902a.b\7SHH0902.D
Level 9: \\cansvr11\dd\chem\MSS\a4hp7.i\90902a.b\7HHH0902.D

Compound	0.05000 Level 1	0.25000 Level 2	0.50000 Level 3	1.000 Level 4	2.500 Level 5	5.000 Level 6	RRF	% RSD	
	7.500 Level 7	10.000 Level 8	12.500 Level 9						
198 1,4-Dioxane	+++++	0.72356	0.80498	0.74188	0.73840	0.73817			
	0.74121	0.78605	0.79771				0.75900	4.187	<-
7 N-Nitrosomorpholine	+++++	+++++	+++++	+++++	+++++	+++++			
	+++++	+++++	+++++				+++++	+++++	<-
8 Ethyl methanesulfonate	+++++	+++++	+++++	+++++	+++++	+++++			
	+++++	+++++	+++++				+++++	+++++	<-
9 Pyridine	+++++	2.11404	2.19312	2.17263	2.09378	2.15697			
	2.18101	2.25185	2.32500				2.18605	3.390	<-
10 N-Nitrosodimethylamine	+++++	1.17464	1.14972	1.14408	1.08762	1.11708			
	1.10820	1.17275	1.19797				1.14401	3.287	<-
11 Ethyl methacrylate	+++++	1.82869	1.90975	1.84491	1.80198	1.79222			
	1.85472	1.89848	1.96830				1.86238	3.198	<-
12 3-Chloropropionitrile	+++++	0.85993	0.98247	0.90389	0.88568	0.87094			
	0.90827	0.88882	0.94333				0.90541	4.439	<-
13 Malononitrile	+++++	2.41355	2.55857	2.38776	2.38428	2.31443			
	2.40220	2.28139	2.48830				2.40381	3.681	<-

SW846 8270C METHOD BLANK SUMMARY

BLANK WORKORDER NO.: LJGLJ1AA

Lab Name: TestAmerica Laboratories, Inc.

Lab Code: TALCAN

SDG Number: 9H19214

Lab File ID: LJGLJ1AA.

Lot Number: A9H190214

Date Analyzed: 08/27/09

Time Analyzed: 10:00

Matrix: WATER

Date Extracted: 08/20/09

GC Column: DB-5MS ID: .18

Extraction Method: 3510C

Instrument ID: HP10

Level: (low/med) LOW

THIS METHOD BLANK APPLIES TO THE FOLLOWING SAMPLES, LCS, LCSD, MS , MSD:

	CLIENT ID.	SAMPLE WORK ORDER #	LAB FILE ID	DATE ANALYZED	TIME ANALYZED
01	MRC-78B-081709	LJEHQ1CL	LJEHQ1CL.	08/28/09	19:11
02	MRC-MW88A-081809	LJEH01CL	LJEH01CL.	08/28/09	21:09
03	MRC-MW88B-081809	LJEH71CL	LJEH71CL.	08/28/09	21:29
04	MRC-MW90B-081809	LJEH91CL	LJEH91CL.	09/02/09	19:37
05	CHECK SAMPLE	LJGLJ1AC C	LJGLJ1AC.	08/27/09	10:19
06					
07					
08					
09					
10					
11					
12					
13					
14					
15					
16					
17					
18					
19					
20					
21					
22					
23					
24					
25					
26					
27					
28					
29					
30					

COMMENTS:

FORM IV

METHOD BLANK REPORT

GC/MS Semivolatiles

Client Lot #...: 9H19214 **Work Order #...:** LJGLJ1AA **Matrix.....:** WATER
MB Lot-Sample #: A9H200000-270

Prep Date.....: 08/20/09 **Final Wgt/Vol..:** 2 mL
Analysis Date..: 08/27/09 **Prep Batch #...:** 9232270
Dilution Factor: 1 **Initial Wgt/Vol:** 1000 mL

PARAMETER	RESULT	REPORTING LIMIT	UNITS	METHOD
1,4-Dioxane	ND	1.0	ug/L	SW846 8270C

SURROGATE	PERCENT RECOVERY	RECOVERY LIMITS
Nitrobenzene-d5	72	(27 - 111)
2-Fluorobiphenyl	59	(28 - 110)
Terphenyl-d14	77	(37 - 119)
Phenol-d5	44	(10 - 110)
2-Fluorophenol	52	(10 - 110)
2,4,6-Tribromophenol	70	(22 - 120)

NOTE(S):

Calculations are performed before rounding to avoid round-off errors in calculated results.

SW846 8270C METHOD BLANK SUMMARY

BLANK WORKORDER NO.: LJL7Q1AA

Lab Name: TestAmerica Laboratories, Inc.

Lab Code: TALCAN

SDG Number: 9H19214

Lab File ID: LJL7Q1AA.

Lot Number: A9H220139

Date Analyzed: 08/26/09

Time Analyzed: 11:44

Matrix: WATER

Date Extracted: 08/23/09

GC Column: DB-5MS ID: .18

Extraction Method: 3520C

Instrument ID: HP10

Level: (low/med) LOW

THIS METHOD BLANK APPLIES TO THE FOLLOWING SAMPLES, LCS, LCSD, MS , MSD:

	CLIENT ID.	SAMPLE WORK ORDER #	LAB FILE ID	DATE ANALYZED	TIME ANALYZED
01	INTRA-LAB QC	LJKWC1AE	LJKWC1AE.	08/26/09	13:59
02	LAB MS/MSD	LJKWC1CD S	LJKWC1CD.	08/26/09	14:19
03	LAB MS/MSD	LJKWC1CE D	LJKWC1CE.	08/26/09	14:38
04	MRC-MW80A-082009	LJLXM1CL	LJLXM1CL.	08/28/09	18:11
05	MRC-MW80B-082009	LJLXN1CL	LJLXN1CL.	08/28/09	18:31
06	MRC-MW87A-082009	LJLXP1CL	LJLXP1CL.	08/28/09	18:51
07	CHECK SAMPLE	LJL7Q1AC C	LJL7Q1AC.	08/26/09	12:04
08					
09					
10					
11					
12					
13					
14					
15					
16					
17					
18					
19					
20					
21					
22					
23					
24					
25					
26					
27					
28					
29					
30					

COMMENTS:

FORM IV

METHOD BLANK REPORT

GC/MS Semivolatiles

Client Lot #...: 9H19214 **Work Order #...:** LJL7Q1AA **Matrix.....:** WATER
MB Lot-Sample #: A9H220000-086

Prep Date.....: 08/23/09 **Final Wgt/Vol..:** 2 mL
Analysis Date..: 08/26/09 **Prep Batch #...:** 9234086
Dilution Factor: 1 **Initial Wgt/Vol:** 1000 mL

PARAMETER	RESULT	REPORTING LIMIT	UNITS	METHOD
1,4-Dioxane	ND	1.0	ug/L	SW846 8270C

SURROGATE	PERCENT RECOVERY	RECOVERY LIMITS
Nitrobenzene-d5	79	(27 - 111)
2-Fluorobiphenyl	73	(28 - 110)
Terphenyl-d14	88	(37 - 119)
Phenol-d5	71	(10 - 110)
2-Fluorophenol	69	(10 - 110)
2,4,6-Tribromophenol	69	(22 - 120)

NOTE(S):

Calculations are performed before rounding to avoid round-off errors in calculated results.

TestAmerica North Canton

INITIAL CALIBRATION DATA

Start Cal Date : 31-AUG-2009 09:37
End Cal Date : 01-SEP-2009 12:18
Quant Method : ESTD
Origin : Disabled
Target Version : 4.14
Integrator : Falcon
Method file : \\cansvr11\dd\chem\GCV\zpid.i\z90901.b\RSK_C_02.m
Last Edit : 02-Sep-2009 08:06 fausnigb
Curve Type : Average

Calibration File Names:
Level 1: \\cansvr11\dd\chem\GCV\zpid.i\z90901.b\ZF090102.D
Level 2: \\cansvr11\dd\chem\GCV\zpid.i\z90901.b\ZF090103.D
Level 3: \\cansvr11\dd\chem\GCV\zpid.i\z90901.b\ZF090104.D
Level 4: \\cansvr11\dd\chem\GCV\zpid.i\z90901.b\ZF090105.D
Level 5: \\cansvr11\dd\chem\GCV\zpid.i\z90901.b\ZF090106.D
Level 6: \\cansvr11\dd\chem\GCV\zpid.i\z90901.b\ZF090107.D
Level 7: \\cansvr11\dd\chem\GCV\zpid.i\z90901.b\ZF090108.D

Compound	0.50000 Level 1	1.000 Level 2	20.000 Level 3	100.000 Level 4	200.000 Level 5	400.000 Level 6	1500.000 Level 7	RRF	%RSD
1 Methane	10792	10815	14085	14213	14889	14648	13839	13326	13.193
2 Ethene	24483	27137	35033	34953	37328	35458	32979	32482	14.751
3 Ethane	26923	30687	40330	40073	43034	41823	39591	37494	16.391
4 Acetylene	12416	13729	15136	14830	15998	13283	11780	13881	10.964

RSK SOP-175 METHOD BLANK SUMMARY

BLANK WORKORDER NO.: LJ6QF1AA

Lab Name: TestAmerica Laboratories, Inc.

Lab Code: TALCAN

SDG Number:9H19214

Lab File ID: ZF090115.

Lot Number: A9H220139

Date Analyzed: 09/01/09

Time Analyzed: 14:48

Matrix: WATER

Date Extracted:09/01/09

GC Column: HAYSEP D ID: .32

Extraction Method: RSKSOP-175

Instrument ID: Z

Level:(low/med) LOW

THIS METHOD BLANK APPLIES TO THE FOLLOWING SAMPLES, LCS, LCSD, MS , MSD:

	CLIENT ID.	SAMPLE WORK ORDER #	LAB FILE ID	DATE ANALYZED	TIME ANALYZED
01	MRC-MW81B-082109	LJLXR1CP	ZF090117.	09/01/09	17:18
02	MRC-MW43A-082109	LJLXV1CR	ZF090118.	09/01/09	17:33
03	CHECK SAMPLE	LJ6QF1AC C	ZF090114.	09/01/09	13:52
04	DUPLICATE CHECK	LJ6QF1AD L	ZF090116.	09/01/09	15:02
05					
06					
07					
08					
09					
10					
11					
12					
13					
14					
15					
16					
17					
18					
19					
20					
21					
22					
23					
24					
25					
26					
27					
28					
29					
30					

COMMENTS:

FORM IV

METHOD BLANK REPORT

GC Volatiles

Client Lot #...: 9H19214 **Work Order #...:** LJ6QF1AA **Matrix.....:** WATER
MB Lot-Sample #: A9H270000-116

Prep Date.....: 09/01/09 **Final Wgt/Vol..:** 0 mL
Analysis Date..: 09/01/09 **Prep Batch #...:** 9239116
Dilution Factor: 1 **Initial Wgt/Vol:** mL

PARAMETER	RESULT	REPORTING LIMIT	UNITS	METHOD
Methane	ND	0.50	ug/L	RSK SOP-175
Ethane	ND	0.50	ug/L	RSK SOP-175
Ethene	ND	0.50	ug/L	RSK SOP-175

NOTE(S):

Calculations are performed before rounding to avoid round-off errors in calculated results.

METHOD BLANK REPORT

TOTAL Metals

Client Lot #...: 9H19214 **Matrix.....:** WATER

PARAMETER	RESULT	REPORTING LIMIT	UNITS	METHOD	PREPARATION-ANALYSIS DATE	WORK ORDER #
MB Lot-Sample #: A9H200000-019 **Prep Batch #...:** 9232019						
Antimony	ND	2.0	ug/L	SW846 6020	08/20-08/26/09	LJFLT1AA
		Dilution Factor: 1				
		Analysis Time..: 16:58		Analyst ID.....: 002260	Instrument ID..: I8	
Arsenic	ND	5.0	ug/L	SW846 6020	08/20-08/26/09	LJFLT1AC
		Dilution Factor: 1				
		Analysis Time..: 16:58		Analyst ID.....: 002260	Instrument ID..: I8	
Barium	ND	1.0	ug/L	SW846 6020	08/20-08/26/09	LJFLT1AD
		Dilution Factor: 1				
		Analysis Time..: 16:58		Analyst ID.....: 002260	Instrument ID..: I8	
Beryllium	ND	1.0	ug/L	SW846 6020	08/20-08/26/09	LJFLT1AE
		Dilution Factor: 1				
		Analysis Time..: 16:58		Analyst ID.....: 002260	Instrument ID..: I8	
Cadmium	ND	1.0	ug/L	SW846 6020	08/20-08/26/09	LJFLT1AF
		Dilution Factor: 1				
		Analysis Time..: 16:58		Analyst ID.....: 002260	Instrument ID..: I8	
Chromium	ND	2.0	ug/L	SW846 6020	08/20-08/26/09	LJFLT1AV
		Dilution Factor: 1				
		Analysis Time..: 16:58		Analyst ID.....: 002260	Instrument ID..: I8	
Cobalt	ND	1.0	ug/L	SW846 6020	08/20-08/26/09	LJFLT1AG
		Dilution Factor: 1				
		Analysis Time..: 16:58		Analyst ID.....: 002260	Instrument ID..: I8	
Copper	**0.12 B**	**2.0**	**ug/L**	**SW846 6020**	**08/20-08/26/09**	**LJFLT1AH**
		Dilution Factor: 1				
		Analysis Time..: 16:58		Analyst ID.....: 002260	Instrument ID..: I8	
Iron	ND	50.0	ug/L	SW846 6020	08/20-08/26/09	LJFLT1AJ
		Dilution Factor: 1				
		Analysis Time..: 16:58		Analyst ID.....: 002260	Instrument ID..: I8	
Lead	ND	1.0	ug/L	SW846 6020	08/20-08/26/09	LJFLT1AK
		Dilution Factor: 1				
		Analysis Time..: 16:58		Analyst ID.....: 002260	Instrument ID..: I8	
Manganese	**0.58 B**	**1.0**	**ug/L**	**SW846 6020**	**08/20-08/26/09**	**LJFLT1AL**
		Dilution Factor: 1				
		Analysis Time..: 16:58		Analyst ID.....: 002260	Instrument ID..: I8	

(Continued on next page)

METHOD BLANK REPORT

TOTAL Metals

Client Lot #...: 9H19214 **Matrix.....:** WATER

PARAMETER	RESULT	REPORTING LIMIT	UNITS	METHOD	PREPARATION-ANALYSIS DATE	WORK ORDER #
Molybdenum	ND	2.0	ug/L	SW846 6020	08/20-08/26/09	LJFLT1AM
		Dilution Factor: 1				
		Analysis Time..: 16:58		Analyst ID.....: 002260	Instrument ID..: I8	
Nickel	**0.13 B**	**2.0**	**ug/L**	**SW846 6020**	**08/20-08/26/09**	**LJFLT1AN**
		Dilution Factor: 1				
		Analysis Time..: 16:58		Analyst ID.....: 002260	Instrument ID..: I8	
Selenium	ND	5.0	ug/L	SW846 6020	08/20-08/26/09	LJFLT1AP
		Dilution Factor: 1				
		Analysis Time..: 16:58		Analyst ID.....: 002260	Instrument ID..: I8	
Silver	ND	1.0	ug/L	SW846 6020	08/20-08/26/09	LJFLT1AQ
		Dilution Factor: 1				
		Analysis Time..: 16:58		Analyst ID.....: 002260	Instrument ID..: I8	
Thallium	ND	1.0	ug/L	SW846 6020	08/20-08/26/09	LJFLT1AR
		Dilution Factor: 1				
		Analysis Time..: 16:58		Analyst ID.....: 002260	Instrument ID..: I8	
Vanadium	ND	20.0	ug/L	SW846 6020	08/20-08/26/09	LJFLT1AT
		Dilution Factor: 1				
		Analysis Time..: 16:58		Analyst ID.....: 002260	Instrument ID..: I8	
Zinc	**5.9 B**	**20.0**	**ug/L**	**SW846 6020**	**08/20-08/26/09**	**LJFLT1AU**
		Dilution Factor: 1				
		Analysis Time..: 16:58		Analyst ID.....: 002260	Instrument ID..: I8	
Mercury	ND	0.20	ug/L	SW846 7470A	08/20/09	LJFLT1AW
		Dilution Factor: 1				
		Analysis Time..: 16:45		Analyst ID.....: 001576	Instrument ID..: H4	

MB Lot-Sample #: A9H240000-015 **Prep Batch #...:** 9236015

Antimony	ND	2.0	ug/L	SW846 6020	08/24-08/31/09	LJMHM1AA
		Dilution Factor: 1				
		Analysis Time..: 09:23		Analyst ID.....: 002260	Instrument ID..: I8	
Arsenic	ND	5.0	ug/L	SW846 6020	08/24-08/31/09	LJMHM1AC
		Dilution Factor: 1				
		Analysis Time..: 09:23		Analyst ID.....: 002260	Instrument ID..: I8	
Barium	**0.80 B**	**1.0**	**ug/L**	**SW846 6020**	**08/24-08/31/09**	**LJMHM1AD**
		Dilution Factor: 1				
		Analysis Time..: 09:23		Analyst ID.....: 002260	Instrument ID..: I8	

(Continued on next page)

METHOD BLANK REPORT

TOTAL Metals

Client Lot #...: 9H19214 **Matrix.....:** WATER

PARAMETER	RESULT	REPORTING LIMIT	UNITS	METHOD	PREPARATION-ANALYSIS DATE	WORK ORDER #
Beryllium	ND	1.0	ug/L	SW846 6020	08/24-08/31/09	LJMHM1AE
		Dilution Factor: 1				
		Analysis Time..: 09:23		Analyst ID.....: 002260	Instrument ID..: I8	
Cadmium	ND	1.0	ug/L	SW846 6020	08/24-08/31/09	LJMHM1AF
		Dilution Factor: 1				
		Analysis Time..: 09:23		Analyst ID.....: 002260	Instrument ID..: I8	
Chromium	**0.15 B**	**2.0**	**ug/L**	**SW846 6020**	**08/24-08/31/09**	**LJMHM1AV**
		Dilution Factor: 1				
		Analysis Time..: 09:23		Analyst ID.....: 002260	Instrument ID..: I8	
Cobalt	ND	1.0	ug/L	SW846 6020	08/24-08/31/09	LJMHM1AG
		Dilution Factor: 1				
		Analysis Time..: 09:23		Analyst ID.....: 002260	Instrument ID..: I8	
Copper	**0.52 B**	**2.0**	**ug/L**	**SW846 6020**	**08/24-08/31/09**	**LJMHM1AH**
		Dilution Factor: 1				
		Analysis Time..: 09:23		Analyst ID.....: 002260	Instrument ID..: I8	
Iron	**25.6 B**	**50.0**	**ug/L**	**SW846 6020**	**08/24-08/31/09**	**LJMHM1AJ**
		Dilution Factor: 1				
		Analysis Time..: 09:23		Analyst ID.....: 002260	Instrument ID..: I8	
Lead	**0.068 B**	**1.0**	**ug/L**	**SW846 6020**	**08/24-08/31/09**	**LJMHM1AK**
		Dilution Factor: 1				
		Analysis Time..: 09:23		Analyst ID.....: 002260	Instrument ID..: I8	
Manganese	**0.58 B**	**1.0**	**ug/L**	**SW846 6020**	**08/24-08/31/09**	**LJMHM1AL**
		Dilution Factor: 1				
		Analysis Time..: 09:23		Analyst ID.....: 002260	Instrument ID..: I8	
Molybdenum	ND	2.0	ug/L	SW846 6020	08/24-08/31/09	LJMHM1AM
		Dilution Factor: 1				
		Analysis Time..: 09:23		Analyst ID.....: 002260	Instrument ID..: I8	
Nickel	**0.47 B**	**2.0**	**ug/L**	**SW846 6020**	**08/24-08/31/09**	**LJMHM1AN**
		Dilution Factor: 1				
		Analysis Time..: 09:23		Analyst ID.....: 002260	Instrument ID..: I8	
Potassium	**29.3 B**	**1000**	**ug/L**	**SW846 6020**	**08/24-08/31/09**	**LJMHM1C7**
		Dilution Factor: 1				
		Analysis Time..: 09:23		Analyst ID.....: 002260	Instrument ID..: I8	
Selenium	ND	5.0	ug/L	SW846 6020	08/24-08/31/09	LJMHM1AP
		Dilution Factor: 1				
		Analysis Time..: 09:23		Analyst ID.....: 002260	Instrument ID..: I8	

(Continued on next page)

METHOD BLANK REPORT

TOTAL Metals

Client Lot #...: 9H19214 **Matrix.....:** WATER

PARAMETER	RESULT	REPORTING LIMIT	UNITS	METHOD	PREPARATION-ANALYSIS DATE	WORK ORDER #
Silver	ND	1.0	ug/L	SW846 6020	08/24-08/31/09	LJMHM1AQ
		Dilution Factor: 1				
		Analysis Time..: 09:23		Analyst ID.....: 002260	Instrument ID..: I8	
Thallium	ND	1.0	ug/L	SW846 6020	08/24-08/31/09	LJMHM1AR
		Dilution Factor: 1				
		Analysis Time..: 09:23		Analyst ID.....: 002260	Instrument ID..: I8	
Vanadium	ND	20.0	ug/L	SW846 6020	08/24-08/31/09	LJMHM1AT
		Dilution Factor: 1				
		Analysis Time..: 09:23		Analyst ID.....: 002260	Instrument ID..: I8	
Zinc	**6.1 B**	**20.0**	**ug/L**	**SW846 6020**	**08/24-08/31/09**	**LJMHM1AU**
		Dilution Factor: 1				
		Analysis Time..: 09:23		Analyst ID.....: 002260	Instrument ID..: I8	
Mercury	ND	0.20	ug/L	SW846 7470A	08/24-08/25/09	LJMHM1AW
		Dilution Factor: 1				
		Analysis Time..: 14:55		Analyst ID.....: 001576	Instrument ID..: H1	

NOTE(S):

Calculations are performed before rounding to avoid round-off errors in calculated results.

B Estimated result. Result is less than RL.

METHOD BLANK REPORT

DISSOLVED Metals

Client Lot #...: 9H19214 **Matrix.....:** WATER

PARAMETER	RESULT	REPORTING LIMIT	UNITS	METHOD	PREPARATION-ANALYSIS DATE	WORK ORDER #
MB Lot-Sample #: A9H200000-019 **Prep Batch #...:** 9232019						
Antimony	ND	2.0	ug/L	SW846 6020	08/20-08/26/09	LJFLT1DK
		Dilution Factor: 1				
		Analysis Time..: 16:58		Analyst ID.....: 002260	Instrument ID..: I8	
Arsenic	ND	5.0	ug/L	SW846 6020	08/20-08/26/09	LJFLT1DL
		Dilution Factor: 1				
		Analysis Time..: 16:58		Analyst ID.....: 002260	Instrument ID..: I8	
Barium	ND	1.0	ug/L	SW846 6020	08/20-08/26/09	LJFLT1DM
		Dilution Factor: 1				
		Analysis Time..: 16:58		Analyst ID.....: 002260	Instrument ID..: I8	
Beryllium	ND	1.0	ug/L	SW846 6020	08/20-08/26/09	LJFLT1DN
		Dilution Factor: 1				
		Analysis Time..: 16:58		Analyst ID.....: 002260	Instrument ID..: I8	
Cadmium	ND	1.0	ug/L	SW846 6020	08/20-08/26/09	LJFLT1DP
		Dilution Factor: 1				
		Analysis Time..: 16:58		Analyst ID.....: 002260	Instrument ID..: I8	
Chromium	ND	2.0	ug/L	SW846 6020	08/20-08/26/09	LJFLT1D5
		Dilution Factor: 1				
		Analysis Time..: 16:58		Analyst ID.....: 002260	Instrument ID..: I8	
Cobalt	ND	1.0	ug/L	SW846 6020	08/20-08/26/09	LJFLT1DQ
		Dilution Factor: 1				
		Analysis Time..: 16:58		Analyst ID.....: 002260	Instrument ID..: I8	
Copper	ND	2.0	ug/L	SW846 6020	08/20-08/26/09	LJFLT1DR
		Dilution Factor: 1				
		Analysis Time..: 16:58		Analyst ID.....: 002260	Instrument ID..: I8	
Iron	ND	50.0	ug/L	SW846 6020	08/20-08/26/09	LJFLT1DT
		Dilution Factor: 1				
		Analysis Time..: 16:58		Analyst ID.....: 002260	Instrument ID..: I8	
Lead	ND	1.0	ug/L	SW846 6020	08/20-08/26/09	LJFLT1DU
		Dilution Factor: 1				
		Analysis Time..: 16:58		Analyst ID.....: 002260	Instrument ID..: I8	
Manganese	**0.58 B**	**1.0**	**ug/L**	**SW846 6020**	**08/20-08/26/09**	**LJFLT1DV**
		Dilution Factor: 1				
		Analysis Time..: 16:58		Analyst ID.....: 002260	Instrument ID..: I8	

(Continued on next page)

METHOD BLANK REPORT

DISSOLVED Metals

Client Lot #...: 9H19214 **Matrix.....:** WATER

PARAMETER	RESULT	REPORTING LIMIT	UNITS	METHOD	PREPARATION-ANALYSIS DATE	WORK ORDER #
Molybdenum	ND	2.0	ug/L	SW846 6020	08/20-08/26/09	LJFLT1DW
		Dilution Factor: 1				
		Analysis Time..: 16:58		Analyst ID.....: 002260	Instrument ID..: I8	
Nickel	ND	2.0	ug/L	SW846 6020	08/20-08/26/09	LJFLT1DX
		Dilution Factor: 1				
		Analysis Time..: 16:58		Analyst ID.....: 002260	Instrument ID..: I8	
Selenium	ND	5.0	ug/L	SW846 6020	08/20-08/26/09	LJFLT1D0
		Dilution Factor: 1				
		Analysis Time..: 16:58		Analyst ID.....: 002260	Instrument ID..: I8	
Silver	ND	1.0	ug/L	SW846 6020	08/20-08/26/09	LJFLT1D1
		Dilution Factor: 1				
		Analysis Time..: 16:58		Analyst ID.....: 002260	Instrument ID..: I8	
Thallium	ND	1.0	ug/L	SW846 6020	08/20-08/26/09	LJFLT1D2
		Dilution Factor: 1				
		Analysis Time..: 16:58		Analyst ID.....: 002260	Instrument ID..: I8	
Vanadium	ND	20.0	ug/L	SW846 6020	08/20-08/26/09	LJFLT1D3
		Dilution Factor: 1				
		Analysis Time..: 16:58		Analyst ID.....: 002260	Instrument ID..: I8	
Zinc	**5.9 B**	**20.0**	**ug/L**	**SW846 6020**	**08/20-08/26/09**	**LJFLT1D4**
		Dilution Factor: 1				
		Analysis Time..: 16:58		Analyst ID.....: 002260	Instrument ID..: I8	
Mercury	ND	0.20	ug/L	SW846 7470A	08/20/09	LJFLT1D6
		Dilution Factor: 1				
		Analysis Time..: 16:45		Analyst ID.....: 001576	Instrument ID..: H4	

MB Lot-Sample #: A9H240000-015 **Prep Batch #...:** 9236015

Antimony	ND	2.0	ug/L	SW846 6020	08/24-08/31/09	LJMHM1CK
		Dilution Factor: 1				
		Analysis Time..: 09:23		Analyst ID.....: 002260	Instrument ID..: I8	
Arsenic	ND	5.0	ug/L	SW846 6020	08/24-08/31/09	LJMHM1CL
		Dilution Factor: 1				
		Analysis Time..: 09:23		Analyst ID.....: 002260	Instrument ID..: I8	
Barium	**0.80 B**	**1.0**	**ug/L**	**SW846 6020**	**08/24-08/31/09**	**LJMHM1CM**
		Dilution Factor: 1				
		Analysis Time..: 09:23		Analyst ID.....: 002260	Instrument ID..: I8	

(Continued on next page)

METHOD BLANK REPORT

DISSOLVED Metals

Client Lot #...: 9H19214 **Matrix.....:** WATER

PARAMETER	RESULT	REPORTING LIMIT	UNITS	METHOD	PREPARATION-ANALYSIS DATE	WORK ORDER #
Beryllium	ND	1.0	ug/L	SW846 6020	08/24-08/31/09	LJMHM1CN
		Dilution Factor: 1				
		Analysis Time..: 09:23		Analyst ID.....: 002260	Instrument ID..: I8	
Cadmium	ND	1.0	ug/L	SW846 6020	08/24-08/31/09	LJMHM1CP
		Dilution Factor: 1				
		Analysis Time..: 09:23		Analyst ID.....: 002260	Instrument ID..: I8	
Chromium	**0.15 B**	**2.0**	**ug/L**	**SW846 6020**	**08/24-08/31/09**	**LJMHM1C5**
		Dilution Factor: 1				
		Analysis Time..: 09:23		Analyst ID.....: 002260	Instrument ID..: I8	
Cobalt	ND	1.0	ug/L	SW846 6020	08/24-08/31/09	LJMHM1CQ
		Dilution Factor: 1				
		Analysis Time..: 09:23		Analyst ID.....: 002260	Instrument ID..: I8	
Copper	**0.52 B**	**2.0**	**ug/L**	**SW846 6020**	**08/24-08/31/09**	**LJMHM1CR**
		Dilution Factor: 1				
		Analysis Time..: 09:23		Analyst ID.....: 002260	Instrument ID..: I8	
Iron	**25.6 B**	**50.0**	**ug/L**	**SW846 6020**	**08/24-08/31/09**	**LJMHM1CT**
		Dilution Factor: 1				
		Analysis Time..: 09:23		Analyst ID.....: 002260	Instrument ID..: I8	
Lead	**0.068 B**	**1.0**	**ug/L**	**SW846 6020**	**08/24-08/31/09**	**LJMHM1CU**
		Dilution Factor: 1				
		Analysis Time..: 09:23		Analyst ID.....: 002260	Instrument ID..: I8	
Manganese	**0.58 B**	**1.0**	**ug/L**	**SW846 6020**	**08/24-08/31/09**	**LJMHM1CV**
		Dilution Factor: 1				
		Analysis Time..: 09:23		Analyst ID.....: 002260	Instrument ID..: I8	
Molybdenum	ND	2.0	ug/L	SW846 6020	08/24-08/31/09	LJMHM1CW
		Dilution Factor: 1				
		Analysis Time..: 09:23		Analyst ID.....: 002260	Instrument ID..: I8	
Nickel	**0.47 B**	**2.0**	**ug/L**	**SW846 6020**	**08/24-08/31/09**	**LJMHM1CX**
		Dilution Factor: 1				
		Analysis Time..: 09:23		Analyst ID.....: 002260	Instrument ID..: I8	
Selenium	ND	5.0	ug/L	SW846 6020	08/24-08/31/09	LJMHM1C0
		Dilution Factor: 1				
		Analysis Time..: 09:23		Analyst ID.....: 002260	Instrument ID..: I8	
Silver	ND	1.0	ug/L	SW846 6020	08/24-08/31/09	LJMHM1C1
		Dilution Factor: 1				
		Analysis Time..: 09:23		Analyst ID.....: 002260	Instrument ID..: I8	

(Continued on next page)

METHOD BLANK REPORT

DISSOLVED Metals

Client Lot #...: 9H19214 **Matrix.....:** WATER

PARAMETER	RESULT	REPORTING LIMIT	UNITS	METHOD	PREPARATION-ANALYSIS DATE	WORK ORDER #
Thallium	ND	1.0	ug/L	SW846 6020	08/24-08/31/09	LJMHM1C2
		Dilution Factor: 1				
		Analysis Time..: 09:23		Analyst ID.....: 002260	Instrument ID..: I8	
Vanadium	ND	20.0	ug/L	SW846 6020	08/24-08/31/09	LJMHM1C3
		Dilution Factor: 1				
		Analysis Time..: 09:23		Analyst ID.....: 002260	Instrument ID..: I8	
Zinc	**6.1 B**	**20.0**	**ug/L**	**SW846 6020**	**08/24-08/31/09**	**LJMHM1C4**
		Dilution Factor: 1				
		Analysis Time..: 09:23		Analyst ID.....: 002260	Instrument ID..: I8	
Mercury	ND	0.20	ug/L	SW846 7470A	08/24-08/25/09	LJMHM1C6
		Dilution Factor: 1				
		Analysis Time..: 14:55		Analyst ID.....: 001576	Instrument ID..: H1	

NOTE(S):

Calculations are performed before rounding to avoid round-off errors in calculated results.

B Estimated result. Result is less than RL.

Batch Number: 9232019

TestAmerica Laboratories, Inc.
Metals Prep Log/ Batch Summary

Prepared By: Lisa McGall (e-Signature)

Prep Date: 08/20/09
Due Date: 08/31/09

Lot	Work Order			ICP Weight	ICPMS Weight	Hg Weight
A9H200000 Water	LJFLT	B	Due Date: SDG:		50 mL	100 mL
A9H200000 Water	LJFLT	C	Due Date: SDG:		50 mL	100 mL
A9H190140 Water	LJDWP Dissolved		Due Date: 08/31/09 SDG:		50 mL	
A9H190140 Water	LJDWP Total		Due Date: 08/31/09 SDG:		50 mL	100 mL
A9H190145 Water	LJDW3 Dissolved		Due Date: 08/31/09 SDG:		50 mL	100 mL
A9H190214 Water	LJEHQ Dissolved		Due Date: 09/02/09 SDG: 9H19214		50 mL	100 mL
A9H190214 Water	LJEHQ Total		Due Date: 09/02/09 SDG: 9H19214		50 mL	100 mL
A9H190214 Water	LJEHQ Total	S	Due Date: 09/02/09 SDG: 9H19214		50 mL	100 mL
A9H190214 Water	LJEHQ Total	X	Due Date: 09/02/09 SDG: 9H19214		50 mL	100 mL
A9H190214 Water	LJEHX Dissolved		Due Date: 09/02/09 SDG: 9H19214		50 mL	100 mL
A9H190214 Water	LJEHX Total		Due Date: 09/02/09 SDG: 9H19214		50 mL	100 mL
A9H190214 Water	LJEH0 Dissolved		Due Date: 09/02/09 SDG: 9H19214		50 mL	100 mL
A9H190214 Water	LJEH0 Total		Due Date: 09/02/09 SDG: 9H19214		50 mL	100 mL
A9H190214 Water	LJEH7 Dissolved		Due Date: 09/02/09 SDG: 9H19214		50 mL	100 mL
A9H190214 Water	LJEH7 Total		Due Date: 09/02/09 SDG: 9H19214		50 mL	100 mL
A9H190214 Water	LJEH9 Dissolved		Due Date: 09/02/09 SDG: 9H19214		50 mL	100 mL
A9H190214 Water	LJEH9 Total		Due Date: 09/02/09 SDG: 9H19214		50 mL	100 mL

* Filter & Preserve

Batch Number: 9232019

TestAmerica Laboratories, Inc.
Metals Prep Log/ Batch Summary

Prepared By:
Lisa McGall
(e-Signature)

Prep Date: 08/20/09
Due Date: 08/31/09

Lot	Work Order	ICP Weight	ICPMS Weight	Hg Weight
	LEVEL 2			
	BLANK AND CHECK STANDARD ON BATCH	X		
	MS/MSD AND PDS ON BATCH	X		
	CORRECT SPIKES ADDED	X		
	SPIKING SOLUTIONS DOCUMENTED ON BATCH LOG	X		

Comments:

B-BLANK; C-CHECK SAMPLE; L-CHECK SAMPLE DUPLICATE; P-SERIAL DILUTION; S-MATRIX SPIKE SAMPLE; D-MATRIX SPIKE DUPLICATE SAMPLE

Unless otherwise noted, final volumes are as follows: Soils - 100 mL. Waters - ICP and ICPMS - 50 mL, Hg - 100 mL.

ICPMS ELEMENTS WITHIN THE BATCH:

AG AS BA BE CD CO CR CU FE MN MO NI PB SB SE TL VX ZN

Matrix Spike Information:

LJEHQ	Hg	ICPMS-1	ICPMS-2

Check Sample Information:

LJFLT	Hg	ICPMS-1	ICPMS-2

Prep Method(s): MCAWW 200.8, MCAWW 245.1, SW846 3005A, SW846 7470A

Batch Number: **9236015**

TestAmerica Laboratories, Inc.
Metals Prep Log/ Batch Summary

Prepared By: Lisa McGall (e-Signature)

Prep Date: 08/24/09
Due Date: 09/04/09

Lot	Work Order			ICP Weight	ICPMS Weight	Hg Weight
A9H240000 Water	LJMHM	B	Due Date: SDG:		50 mL	100 mL
A9H240000 Water	LJMHM	C	Due Date: SDG:		50 mL	100 mL
A9H220139 Water	LJLXM Dissolved		Due Date: 09/04/09 SDG: 9H19214		50 mL	100 mL
A9H220139 Water	LJLXM Total		Due Date: 09/04/09 SDG: 9H19214		50 mL	100 mL
A9H220139 Water	LJLXM Total	S	Due Date: 09/04/09 SDG: 9H19214		50 mL	100 mL
A9H220139 Water	LJLXM Total	X	Due Date: 09/04/09 SDG: 9H19214		50 mL	100 mL
A9H220139 Water	LJLXN Dissolved		Due Date: 09/04/09 SDG: 9H19214		50 mL	100 mL
A9H220139 Water	LJLXN Total		Due Date: 09/04/09 SDG: 9H19214		50 mL	100 mL
A9H220139 Water	LJLXP Dissolved		Due Date: 09/04/09 SDG: 9H19214		50 mL	100 mL
A9H220139 Water	LJLXP Total		Due Date: 09/04/09 SDG: 9H19214		50 mL	100 mL
A9H220139 Water	LJLXQ Dissolved		Due Date: 09/04/09 SDG: 9H19214		50 mL	100 mL
A9H220139 Water	LJLXQ Total		Due Date: 09/04/09 SDG: 9H19214		50 mL	100 mL
A9H220139 Water	LJLXR Dissolved		Due Date: 09/04/09 SDG: 9H19214		50 mL	100 mL
A9H220139 Water	LJLXR Total		Due Date: 09/04/09 SDG: 9H19214		50 mL	100 mL
A9H220139 Water	LJLXV Dissolved		Due Date: 09/04/09 SDG: 9H19214		50 mL	100 mL
A9H220139 Water	LJLXV Total		Due Date: 09/04/09 SDG: 9H19214		50 mL	100 mL

LEVEL 2

BLANK AND CHECK STANDARD ON BATCH	X
MS/MSD AND PDS ON BATCH	X
CORRECT SPIKES ADDED	X
SPIKING SOLUTIONS DOCUMENTED ON BATCH LOG	X

Comments:

B-BLANK; C-CHECK SAMPLE; L-CHECK SAMPLE DUPLICATE; P-SERIAL DILUTION; S-MATRIX SPIKE SAMPLE; D-MATRIX SPIKE DUPLICATE SAMPLE

Unless otherwise noted, final volumes are as follows: Soils - 100 mL. Waters - ICP and ICPMS - 50 mL, Hg - 100 mL.

ICPMS ELEMENTS WITHIN THE BATCH:

AG AS BA BE CD CO CR CU FE KX MN MO NI PB SB SE TL VX ZN

Batch Number: **9236015**

TestAmerica Laboratories, Inc.
Metals Prep Log/ Batch Summary

Prepared By:
Lisa McGall
(e-Signature)

Prep Date: 08/24/09
Due Date: 09/04/09

Lot	Work Order		ICP Weight	ICPMS Weight	Hg Weight
Matrix Spike Information:					
LJLXM		Hg	ICPMS-1	ICPMS-2	
Check Sample Information:					
LJMHM		Hg	ICPMS-1	ICPMS-2	

Prep Method(s): SW846 3005A, SW846 7470A

#	WorkOrder	Dilution	Date	Time	Batch	Lot	Instrument
1	STD1REP1	1	25-AUG-2009	10:42:23			H1
2	STD2REP1	1	25-AUG-2009	10:43:29			H1
3	STD3REP1	1	25-AUG-2009	10:44:38			H1
4	STD4REP1	1	25-AUG-2009	10:45:47			H1
5	STD5REP1	1	25-AUG-2009	10:46:53			H1
6	STD6REP1	1	25-AUG-2009	10:48:02			H1
7	CK5ICV	1	25-AUG-2009	10:49:34			H1
8	CK4ICB	1	25-AUG-2009	10:50:40			H1
9	CK3CRA\MRL	1	25-AUG-2009	10:51:57			H1
10	CK2CCV	1	25-AUG-2009	10:53:02			H1
11	CK1CCB	1	25-AUG-2009	10:54:27			H1
12	LJF1EBT	1	25-AUG-2009	10:56:06			H1
13	LJMH5BT	1	25-AUG-2009	10:57:13			H1
14	LJMH5CT	1	25-AUG-2009	10:58:18			H1
15	LJDL5T	1	25-AUG-2009	10:59:23			H1
16	LJDL5TS	1	25-AUG-2009	11:00:30			H1
17	LJDL5TD	1	25-AUG-2009	11:01:37			H1
18	LJDP5T	1	25-AUG-2009	11:02:42			H1
19	LJGCRT	1	25-AUG-2009	11:04:01			H1
20	LJFPAT	1	25-AUG-2009	11:05:07			H1
21	LJD9GT	1	25-AUG-2009	11:06:16	9236022	A9H190185	H1
22	CK2CCV	1	25-AUG-2009	11:07:22			H1
23	CK1CCB	1	25-AUG-2009	11:08:27			H1
24	LJDP2T	1	25-AUG-2009	11:09:35			H1
25	LH0NHT	1	25-AUG-2009	11:10:44	9236022	A9H110239	H1
26	LJDPWT	1	25-AUG-2009	11:11:58			H1
27	LJGDHT	1	25-AUG-2009	11:13:06			H1
28	LJDP4T	1	25-AUG-2009	11:14:10			H1
29	LJDP6T	1	25-AUG-2009	11:15:29			H1
30	CK2CCV	1	25-AUG-2009	11:16:39			H1
31	CK1CCB	1	25-AUG-2009	11:17:48			H1
32	CK2CCV	1	25-AUG-2009	11:29:49			H1
33	CK1CCB	1	25-AUG-2009	11:30:57			H1
34	LJJCXB	1	25-AUG-2009	11:32:14	9233011	A9H210000	H1
35	LJJCXC	1	25-AUG-2009	11:33:42	9233011	A9H210000	H1
36	LJGL2	1	25-AUG-2009	11:34:51	9233011	A9H200188	H1
37	LJGL2S	1	25-AUG-2009	11:35:56	9233011	A9H200188	H1
38	LJGL2D	1	25-AUG-2009	11:37:02	9233011	A9H200188	H1
39	LH0NL	1	25-AUG-2009	11:38:28	9233011	A9H110239	H1
40	LJGL7	1	25-AUG-2009	11:39:33	9233011	A9H200188	H1
41	LJGMD	1	25-AUG-2009	11:41:07	9233011	A9H200188	H1
42	LJGL6	1	25-AUG-2009	11:42:14	9233011	A9H200188	H1
43	LJGL8	1	25-AUG-2009	11:43:29	9233011	A9H200188	H1
44	CK2CCV	1	25-AUG-2009	11:44:37			H1

(continued)

#	WorkOrder	Dilution	Date	Time	Batch	Lot	Instrument
45	CK1CCB	1	25-AUG-2009	11:45:42			H1
46	LJF86	1	25-AUG-2009	11:46:46	9233011	A9H200143	H1
47	LJGL5	1	25-AUG-2009	11:47:55	9233011	A9H200188	H1
48	LJGL4	1	25-AUG-2009	11:49:02	9233011	A9H200188	H1
49	LJGMA	1	25-AUG-2009	11:50:19	9233011	A9H200188	H1
50	LJGL9	1	25-AUG-2009	11:51:26	9233011	A9H200188	H1
51	LJG3A	1	25-AUG-2009	11:52:32	9233011	9H20227	H1
52	LJG3AF	1	25-AUG-2009	11:53:40	9233011	9H20227	H1
53	LJG3C	1	25-AUG-2009	11:54:47	9233011	9H20227	H1
54	LJG3CF	1	25-AUG-2009	11:55:53	9233011	9H20227	H1
55	LJG3F	1	25-AUG-2009	11:57:23	9233011	9H20227	H1
56	CK2CCV	1	25-AUG-2009	11:58:30			H1
57	CK1CCB	1	25-AUG-2009	11:59:58			H1
58	LJG3FF	1	25-AUG-2009	12:01:08	9233011	9H20227	H1
59	LJF1LBT	1	25-AUG-2009	12:02:15	9236020	A9H200000	H1
60	LJMH1BT	1	25-AUG-2009	12:03:22	9236020	A9H240000	H1
61	LJMH1CT	1	25-AUG-2009	12:04:29	9236020	A9H240000	H1
62	LJD9FT	1	25-AUG-2009	12:05:39	9236020	A9H190185	H1
63	LJD9FTS	1	25-AUG-2009	12:06:45	9236020	A9H190185	H1
64	LJD9FTD	1	25-AUG-2009	12:07:52	9236020	A9H190185	H1
65	LJMHXB	1	25-AUG-2009	12:09:08	9236019	A9H240000	H1
66	LJMHXC	1	25-AUG-2009	12:10:14	9236019	A9H240000	H1
67	LJKWC	1	25-AUG-2009	12:11:24	9236019	A9H210262	H1
68	CK2CCV	1	25-AUG-2009	12:12:30			H1
69	CK1CCB	1	25-AUG-2009	12:13:36			H1
70	LJKWCS	1	25-AUG-2009	12:14:41	9236019	A9H210262	H1
71	LJKWCD	1	25-AUG-2009	12:15:50	9236019	A9H210262	H1
72	LJL0W	1	25-AUG-2009	12:16:56	9236019	A9H220144	H1
73	LJKXP	1	25-AUG-2009	12:18:04	9236019	A9H210273	H1
74	LJEX2	1	25-AUG-2009	12:19:14	9236019	A9H190265	H1
75	LJKXT	10	25-AUG-2009	12:20:34	9236019	A9H210273	H1
76	LJKVM	1	25-AUG-2009	12:21:40	9236019	A9H210262	H1
77	LJL3K	1	25-AUG-2009	12:22:48	9236019	A9H220155	H1
78	LJKV9	1	25-AUG-2009	12:24:18	9236019	A9H210262	H1
79	LJKV8	1	25-AUG-2009	12:26:34	9236019	A9H210262	H1
80	CK2CCV	1	25-AUG-2009	12:27:49			H1
81	CK1CCB	1	25-AUG-2009	12:28:59			H1
82	LJKWA	1	25-AUG-2009	12:30:05	9236019	A9H210262	H1
83	LJJ43F	1	25-AUG-2009	12:31:14	9236019	A9H210177	H1
84	LJKL1F	1	25-AUG-2009	12:32:43	9236019	A9H210239	H1
85	LJKMNF	1	25-AUG-2009	12:34:12	9236019	A9H210242	H1
86	LJL1PF	1	25-AUG-2009	12:35:19	9236019	A9H220147	H1
87	LJKMVF	1	25-AUG-2009	12:36:30	9236019	A9H210244	H1
88	LJF1PBT	1	25-AUG-2009	12:37:38	9236021	A9H200000	H1

---------- (continued) ----------

#	WorkOrder	Dilution	Date	Time	Batch	Lot	Instrument
89	LJMH3BT	1	25-AUG-2009	12:38:46	9236021	A9H240000	H1
90	LJMH3CT	1	25-AUG-2009	12:40:07	9236021	A9H240000	H1
91	LJMH3LT	1	25-AUG-2009	12:41:19	9236021	A9H240000	H1
92	CK2CCV	1	25-AUG-2009	12:42:47			H1
93	CK1CCB	1	25-AUG-2009	12:43:56			H1
94	LJDR6T	10	25-AUG-2009	12:45:11	9236021	A9H190131	H1
95	LJMHRB	1	25-AUG-2009	12:46:18	9236017	A9H240000	H1
96	LJMHRC	1	25-AUG-2009	12:47:26	9236017	A9H240000	H1
97	LJKJD	1	25-AUG-2009	12:48:44	9236017	A9H210228	H1
98	LJKJDS	1	25-AUG-2009	12:50:14	9236017	A9H210228	H1
99	LJKJDD	1	25-AUG-2009	12:51:22	9236017	A9H210228	H1
100	LJLQM	1	25-AUG-2009	12:52:34	9236017	A9H220115	H1
101	LJKK9	1	25-AUG-2009	12:54:04	9236017	A9H210228	H1
102	LJJMG	1	25-AUG-2009	12:55:15	9236017	A9H210126	H1
103	LJKK7	1	25-AUG-2009	12:56:37	9236017	A9H210228	H1
104	CK2CCV	1	25-AUG-2009	12:57:44			H1
105	CK1CCB	1	25-AUG-2009	12:58:59			H1
106	LJKK4	1	25-AUG-2009	13:00:04	9236017	A9H210228	H1
107	LJKLG	1	25-AUG-2009	13:01:12	9236017	A9H210228	H1
108	LJKLF	1	25-AUG-2009	13:02:20	9236017	A9H210228	H1
109	LJKK2	1	25-AUG-2009	13:03:29	9236017	A9H210228	H1
110	LJLQQ	1	25-AUG-2009	13:04:36	9236017	A9H220115	H1
111	LJKLD	1	25-AUG-2009	13:05:44	9236017	A9H210228	H1
112	CK2CCV	1	25-AUG-2009	13:06:52			H1
113	CK1CCB	1	25-AUG-2009	13:07:57			H1
114	CK2CCV	1	25-AUG-2009	14:03:41			H1
115	CK1CCB	1	25-AUG-2009	14:05:06			H1
116	LJNQTB	1	25-AUG-2009	14:06:13	9237011	A9H250000	H1
117	LJNQTC	1	25-AUG-2009	14:07:30	9237011	A9H250000	H1
118	LJMQ0	1	25-AUG-2009	14:08:39	9237011	A9H240109	H1
119	LJMQ0S	1	25-AUG-2009	14:09:44	9237011	A9H240109	H1
120	LJMQ0D	1	25-AUG-2009	14:10:54	9237011	A9H240109	H1
121	LJMQ5	1	25-AUG-2009	14:11:59	9237011	A9H240109	H1
122	LJM60	1	25-AUG-2009	14:13:16	9237011	A9H240144	H1
123	LJMQ8	1	25-AUG-2009	14:14:32	9237011	A9H240109	H1
124	LJMQ4	1	25-AUG-2009	14:15:39	9237011	A9H240109	H1
125	LJM63	1	25-AUG-2009	14:16:48	9237011	A9H240144	H1
126	CK2CCV	1	25-AUG-2009	14:17:56			H1
127	CK1CCB	1	25-AUG-2009	14:19:04			H1
128	LJM66	1	25-AUG-2009	14:20:12	9237011	A9H240144	H1
129	LJMQ9	1	25-AUG-2009	14:21:37	9237011	A9H240109	H1
130	LJMHVBF	1	25-AUG-2009	14:22:57	9236018	A9H240000	H1
131	LJMHVCF	1	25-AUG-2009	14:24:01	9236018	A9H240000	H1
132	LJJFWF	1	25-AUG-2009	14:25:16	9236018	A9H210108	H1

(continued)

#	WorkOrder	Dilution	Date	Time	Batch	Lot	Instrument
133	LJJFWFS	1	25-AUG-2009	14:26:20	9236018	A9H210108	H1
134	LJJFWFD	1	25-AUG-2009	14:27:25	9236018	A9H210108	H1
135	LJJFTF	1	25-AUG-2009	14:28:32	9236018	A9H210108	H1
136	LJJFXF	1	25-AUG-2009	14:29:48	9236018	A9H210108	H1
137	LJMHPB	1	25-AUG-2009	14:30:55	9236016	A9H240000	H1
138	CK2CCV	1	25-AUG-2009	14:32:02			H1
139	CK1CCB	1	25-AUG-2009	14:33:17			H1
140	LJMHPC	1	25-AUG-2009	14:34:27	9236016	A9H240000	H1
141	LJJ8W	1	25-AUG-2009	14:35:56	9236016	A9H210192	H1
142	LJJ8WS	1	25-AUG-2009	14:37:06	9236016	A9H210192	H1
143	LJJ8WD	1	25-AUG-2009	14:38:12	9236016	A9H210192	H1
144	LJJ88	1	25-AUG-2009	14:39:22	9236016	A9H210192	H1
145	LJJ86	1	25-AUG-2009	14:40:29	9236016	A9H210192	H1
146	LJJ83	1	25-AUG-2009	14:41:33	9236016	A9H210192	H1
147	LJJ84	1	25-AUG-2009	14:42:48	9236016	A9H210192	H1
148	LJJ8Q	1	25-AUG-2009	14:43:58	9236016	A9H210192	H1
149	LJJ8X	1	25-AUG-2009	14:45:05	9236016	A9H210192	H1
150	CK2CCV	1	25-AUG-2009	14:46:13			H1
151	CK1CCB	1	25-AUG-2009	14:47:22			H1
152	LJJ87	1	25-AUG-2009	14:48:30	9236016	A9H210192	H1
153	LJJ82	1	25-AUG-2009	14:49:39	9236016	A9H210192	H1
154	LJJ8R	1	25-AUG-2009	14:50:51	9236016	A9H210192	H1
155	LJJ81	1	25-AUG-2009	14:51:58	9236016	A9H210192	H1
156	LJJ85	1	25-AUG-2009	14:53:03	9236016	A9H210192	H1
157	LJJ8T	1	25-AUG-2009	14:54:12	9236016	A9H210192	H1
158	LJMHMB	1	25-AUG-2009	14:55:32	9236015	A9H240000	H1
159	LJMHMC	1	25-AUG-2009	14:56:40	9236015	A9H240000	H1
160	LJLXM	1	25-AUG-2009	14:57:55	9236015	9H19214	H1
161	LJLXMX	1	25-AUG-2009	14:59:06	9236015	9H19214	H1
162	CK2CCV	1	25-AUG-2009	15:00:13			H1
163	CK1CCB	1	25-AUG-2009	15:01:20			H1
164	LJLXMS	1	25-AUG-2009	15:02:25	9236015	9H19214	H1
165	LJLXMF	1	25-AUG-2009	15:03:34	9236015	9H19214	H1
166	LJLXP	1	25-AUG-2009	15:04:42	9236015	9H19214	H1
167	LJLXPF	1	25-AUG-2009	15:05:48	9236015	9H19214	H1
168	LJLXN	1	25-AUG-2009	15:07:09	9236015	9H19214	H1
169	LJLXNF	1	25-AUG-2009	15:08:16	9236015	9H19214	H1
170	LJLXQ	1	25-AUG-2009	15:09:24	9236015	9H19214	H1
171	LJLXQF	1	25-AUG-2009	15:10:33	9236015	9H19214	H1
172	LJLXV	1	25-AUG-2009	15:11:40	9236015	9H19214	H1
173	LJLXVF	1	25-AUG-2009	15:12:47	9236015	9H19214	H1
174	CK2CCV	1	25-AUG-2009	15:14:02			H1
175	CK1CCB	1	25-AUG-2009	15:15:09			H1
176	LJLXR	1	25-AUG-2009	15:16:16	9236015	9H19214	H1

---------- (continued) ----------

```
-----------------------------------------------------------------------------
:       Instrument Upload                                  Run Log - Page  5 :
:       Started Wed Aug 26 06:51:53 2009 by TOTHR                            :
:       Data File: UPL$CAN_DATA_ROOT:<LHG>HG10825B.PRN;1                     :
-----------------------------------------------------------------------------
```

#	WorkOrder	Dilution	Date	Time	Batch	Lot	Instrument
177	LJLXRF	1	25-AUG-2009	15:17:22	9236015	9H19214	H1
178	LJLQM	10	25-AUG-2009	15:18:39	9236017	A9H220115	H1
179	LJKK9	1	25-AUG-2009	15:19:45	9236017	A9H210228	H1
180	CK2CCV	1	25-AUG-2009	15:21:05			H1
181	CK1CCB	1	25-AUG-2009	15:22:10			H1

---------- End of Report ----------

#	WorkOrder	Dilution	Date	Time	Batch	Lot	Instrument
1		1	21-AUG-2009				H4
2	STD01REP1	1	20-AUG-2009	08:29:27			H4
3	STD02REP1	1	20-AUG-2009	08:31:13			H4
4	STD03REP1	1	20-AUG-2009	08:32:40			H4
5	STD04REP1	1	20-AUG-2009	08:35:17			H4
6	STD05REP1	1	20-AUG-2009	08:36:42			H4
7	STD06REP1	1	20-AUG-2009	08:38:10			H4
8	CK2ICV	1	20-AUG-2009	08:40:28			H4
9	CK3ICB	1	20-AUG-2009	08:41:52			H4
10	STD01REP1	1	20-AUG-2009	08:43:52			H4
11	STD02REP1	1	20-AUG-2009	08:45:16			H4
12	STD03REP1	1	20-AUG-2009	08:47:13			H4
13	STD04REP1	1	20-AUG-2009	08:48:39			H4
14	STD05REP1	1	20-AUG-2009	08:50:15			H4
15	STD06REP1	1	20-AUG-2009	08:51:51			H4
16	CK2ICV	1	20-AUG-2009	08:54:10			H4
17	CK3ICB	1	20-AUG-2009	08:55:45			H4
18	CK4CRA\MRL	1	20-AUG-2009	08:57:40			H4
19	CK6CCV	1	20-AUG-2009	08:59:34			H4
20	CK5CCB	1	20-AUG-2009	09:01:17			H4
21	CK6CCV	1	20-AUG-2009	15:15:01			H4
22	CK5CCB	1	20-AUG-2009	15:17:07			H4
23	CK6CCV	1	20-AUG-2009	15:52:59			H4
24	CK5CCB	1	20-AUG-2009	15:54:53			H4
25	LJFLQB	1	20-AUG-2009	15:56:21	9232018	A9H200000	H4
26	LJFLQC	1	20-AUG-2009	15:57:44	9232018	A9H200000	H4
27	LJE1D	1	20-AUG-2009	15:59:28	9232018	A9H190265	H4
28	LJE1DS	1	20-AUG-2009	16:00:51	9232018	A9H190265	H4
29	LJE1DD	1	20-AUG-2009	16:02:26	9232018	A9H190265	H4
30	LJD3A	1	20-AUG-2009	16:03:52	9232018	A9H190157	H4
31	LJD3AS	1	20-AUG-2009	16:05:17	9232018	A9H190157	H4
32	LJD3AD	1	20-AUG-2009	16:08:06	9232018	A9H190157	H4
33	LJD21	1	20-AUG-2009	16:09:52	9232018	A9H190157	H4
34	LJD28	1	20-AUG-2009	16:11:38	9232018	A9H190157	H4
35	CK6CCV	1	20-AUG-2009	16:13:03			H4
36	CK5CCB	1	20-AUG-2009	16:14:32			H4
37	LJD23	1	20-AUG-2009	16:16:09	9232018	A9H190157	H4
38	LJD22	1	20-AUG-2009	16:18:08	9232018	A9H190157	H4
39	LJE01	1	20-AUG-2009	16:19:55	9232018	A9H190265	H4
40	LJD2X	1	20-AUG-2009	16:21:21	9232018	A9H190157	H4
41	LJE1G	1	20-AUG-2009	16:23:25	9232018	A9H190265	H4
42	LJD2Q	1	20-AUG-2009	16:25:39	9232018	A9H190157	H4
43	LJE0T	1	20-AUG-2009	16:27:16	9232018	A9H190265	H4
44	LJE1F	1	20-AUG-2009	16:29:11	9232018	A9H190265	H4

(continued)

#	WorkOrder	Dilution	Date	Time	Batch	Lot	Instrument
45	LJD2K	1	20-AUG-2009	16:30:47	9232018	A9H190157	H4
46	LJE07	1	20-AUG-2009	16:32:21	9232018	A9H190265	H4
47	CK6CCV	1	20-AUG-2009	16:33:56			H4
48	CK5CCB	1	20-AUG-2009	16:35:32			H4
49	LJD25	1	20-AUG-2009	16:37:00	9232018	A9H190157	H4
50	LJD29	1	20-AUG-2009	16:38:48	9232018	A9H190157	H4
51	LJE04	1	20-AUG-2009	16:40:12	9232018	A9H190265	H4
52	LJD3E	1	20-AUG-2009	16:42:17	9232018	A9H190157	H4
53	LJD3F	1	20-AUG-2009	16:43:42	9232018	A9H190157	H4
54	LJFLTB	1	20-AUG-2009	16:45:05	9232019	A9H200000	H4
55	LJFLTC	1	20-AUG-2009	16:46:42	9232019	A9H200000	H4
56	LJEHQ	1	20-AUG-2009	16:48:50	9232019	9H19214	H4
57	LJEHQX	1	20-AUG-2009	16:50:27	9232019	9H19214	H4
58	LJEHQS	1	20-AUG-2009	16:52:23	9232019	9H19214	H4
59	CK6CCV	1	20-AUG-2009	16:53:59			H4
60	CK5CCB	1	20-AUG-2009	16:56:52			H4
61	LJEHQF	1	20-AUG-2009	16:58:46	9232019	9H19214	H4
62	LJEH7	1	20-AUG-2009	17:01:01	9232019	9H19214	H4
63	LJEH7F	1	20-AUG-2009	17:02:26	9232019	9H19214	H4
64	LJEH9	1	20-AUG-2009	17:04:34	9232019	9H19214	H4
65	LJEH9F	1	20-AUG-2009	17:05:57	9232019	9H19214	H4
66	LJEH0	1	20-AUG-2009	17:07:44	9232019	9H19214	H4
67	LJEH0F	1	20-AUG-2009	17:10:20	9232019	9H19214	H4
68	LJEHX	1	20-AUG-2009	17:12:28	9232019	9H19214	H4
69	LJEHXF	1	20-AUG-2009	17:14:12	9232019	9H19214	H4
70	LJDW3F	1	20-AUG-2009	17:15:49	9232019	A9H190145	H4
71	CK6CCV	1	20-AUG-2009	17:17:28			H4
72	CK5CCB	1	20-AUG-2009	17:19:01			H4
73	LJDWP	1	20-AUG-2009	17:20:31	9232019	A9H190140	H4
74	LJFMVB	1	20-AUG-2009	17:22:05	9232038	A9H200000	H4
75	LJFMVC	1	20-AUG-2009	17:23:34	9232038	A9H200000	H4
76	LH8PX	1	20-AUG-2009	17:25:39	9232038	9H13253	H4
77	LH8PXX	1	20-AUG-2009	17:27:18	9232038	9H13253	H4
78	LH8PXS	1	20-AUG-2009	17:29:12	9232038	9H13253	H4
79	LH8PXF	1	20-AUG-2009	17:30:37	9232038	9H13253	H4
80	LH8P3	1	20-AUG-2009	17:33:02	9232038	9H13253	H4
81	LH8P3F	1	20-AUG-2009	17:34:45	9232038	9H13253	H4
82	LH8P4	1	20-AUG-2009	17:36:34	9232038	9H13253	H4
83	CK6CCV	1	20-AUG-2009	17:38:48			H4
84	CK5CCB	1	20-AUG-2009	17:40:26			H4
85	LH8P4F	1	20-AUG-2009	17:42:00	9232038	9H13253	H4
86	LH8P6	1	20-AUG-2009	17:43:29	9232038	9H13253	H4
87	LH8P6F	1	20-AUG-2009	17:45:14	9232038	9H13253	H4
88	LH8P8	1	20-AUG-2009	17:46:40	9232038	9H13253	H4

(continued)

#	WorkOrder	Dilution	Date	Time	Batch	Lot	Instrument
89	LH8P8F	1	20-AUG-2009	17:48:25	9232038	9H13253	H4
90	CK6CCV	1	20-AUG-2009	17:49:53			H4
91	CK5CCB	1	20-AUG-2009	17:51:28			H4

End of Report

#	WorkOrder	Dilution	Date	Time	Batch	Lot	Instrument
1	STD1	1	26-AUG-2009	10:09:01			I8
2	STD2	1	26-AUG-2009	10:12:10			I8
3	STD3	1	26-AUG-2009	10:15:52			I8
4	STD4	1	26-AUG-2009	10:20:17			I8
5	ICV	1	26-AUG-2009	10:24:22			I8
6	ICB	1	26-AUG-2009	10:29:05			I8
7	CRI	1	26-AUG-2009	10:31:59			I8
8	ICSA	1	26-AUG-2009	10:36:07			I8
9	ICSAB	1	26-AUG-2009	10:39:03			I8
10	CCV	1	26-AUG-2009	10:46:31			I8
11	CCB	1	26-AUG-2009	10:51:23			I8
12	LH45KF	1	26-AUG-2009	10:54:13	9232036	9H13253	I8
13	LH7R7	200	26-AUG-2009	10:58:11	9232029	9H14277	I8
14	LJKWC	1	26-AUG-2009	11:02:22			I8
15	LJKWCS	1	26-AUG-2009	11:05:21			I8
16	LJKWCD	1	26-AUG-2009	11:08:21			I8
17	LJL3K	1	26-AUG-2009	11:13:27	9236019	A9H220155	I8
18	LJK3R	100	26-AUG-2009	11:17:38	9236014	A9H210280	I8
19	LJJ88	1	26-AUG-2009	11:21:35	9236016	A9H210192	I8
20	LJFMVB	1	26-AUG-2009	11:25:32	9232038	A9H200000	I8
21	LJFMVC	1	26-AUG-2009	11:29:31	9232038	A9H200000	I8
22	CCV	1	26-AUG-2009	11:34:14			I8
23	CCB	1	26-AUG-2009	11:39:15			I8
24	LH8PX	1	26-AUG-2009	11:42:06	9232038	9H13253	I8
25	LH8PXF	1	26-AUG-2009	11:46:06	9232038	9H13253	I8
26	LH8PXX	1	26-AUG-2009	11:50:02	9232038	9H13253	I8
27	LH8PXS	1	26-AUG-2009	11:52:54	9232038	9H13253	I8
28	LH8P3	1	26-AUG-2009	11:57:50	9232038	9H13253	I8
29	LH8P3F	1	26-AUG-2009	12:01:49	9232038	9H13253	I8
30	LH8P4	1	26-AUG-2009	12:05:43	9232038	9H13253	I8
31	LH8P4F	1	26-AUG-2009	12:09:40	9232038	9H13253	I8
32	LH8P6	1	26-AUG-2009	12:13:45	9232038	9H13253	I8
33	LH8P6F	1	26-AUG-2009	12:17:51	9232038	9H13253	I8
34	CCV	1	26-AUG-2009	12:24:40			I8
35	CCB	1	26-AUG-2009	12:29:35			I8
36	LH8P8	1	26-AUG-2009	12:33:33	9232038	9H13253	I8
37	LH8P8F	1	26-AUG-2009	12:37:38	9232038	9H13253	I8
38	LH8P8FL	1	26-AUG-2009	12:41:38			I8
39	LJJC9B	1	26-AUG-2009	12:45:35	9233016	A9H210000	I8
40	LJJC9C	1	26-AUG-2009	12:49:36	9233016	A9H210000	I8
41	LH7RH	1	26-AUG-2009	12:53:59	9233016	9H14277	I8
42	LH7RHX	1	26-AUG-2009	12:57:53	9233016	9H14277	I8
43	LH7RHS	1	26-AUG-2009	13:01:49	9233016	9H14277	I8
44	LH7RJ	10	26-AUG-2009	13:06:21	9233016	9H14277	I8

---------- (continued) ----------

#	WorkOrder	Dilution	Date	Time	Batch	Lot	Instrument
45	LH7RK	10	26-AUG-2009	13:10:16	9233016	9H14277	I8
46	CCV	1	26-AUG-2009	13:17:08			I8
47	CCB	1	26-AUG-2009	13:21:49			I8
48	LH7RL	10	26-AUG-2009	13:25:46	9233016	9H14277	I8
49	LH7RM	10	26-AUG-2009	13:29:42	9233016	9H14277	I8
50	LH7RN	10	26-AUG-2009	13:33:38	9233016	9H14277	I8
51	LH7RP	10	26-AUG-2009	13:37:35	9233016	9H14277	I8
52	LH7RQ	10	26-AUG-2009	13:41:32	9233016	9H14277	I8
53	LH7RR	1	26-AUG-2009	13:45:29	9233016	9H14277	I8
54	LH7RT	10	26-AUG-2009	13:49:26	9233016	9H14277	I8
55	LH7RV	10	26-AUG-2009	13:53:22	9233016	9H14277	I8
56	LH7RW	10	26-AUG-2009	13:57:15	9233016	9H14277	I8
57	LH7RX	10	26-AUG-2009	14:01:10	9233016	9H14277	I8
58	CCV	1	26-AUG-2009	14:09:09			I8
59	CCB	1	26-AUG-2009	14:14:02			I8
60	LH7R0	10	26-AUG-2009	14:17:56	9233016	9H14277	I8
61	LH7R1	1	26-AUG-2009	14:21:52	9233016	9H14277	I8
62	LH7R2	1	26-AUG-2009	14:25:51	9233016	9H14277	I8
63	LH7R3	10	26-AUG-2009	14:29:59	9233016	9H14277	I8
64	LH7R4	10	26-AUG-2009	14:33:57	9233016	9H14277	I8
65	LH7R5	I	26-AUG-2009	14:37:59	9233016	9H14277	I8
66	LH7R6	10	26-AUG-2009	14:42:13	9233016	9H14277	I8
67	LH7R6L	50	26-AUG-2009	14:47:15			I8
68	LJJDCB	1	26-AUG-2009	14:51:19	9233017	A9H210000	I8
69	LJJDCC	1	26-AUG-2009	14:55:15	9233017	A9H210000	I8
70	CCV	1	26-AUG-2009	14:59:37			I8
71	CCB	1	26-AUG-2009	15:06:54			I8
72	LH7QL	10	26-AUG-2009	15:10:49	9233017	9H14277	I8
73	LH7QLX	10	26-AUG-2009	15:14:44	9233017	9H14277	I8
74	LH7QLS	10	26-AUG-2009	15:18:39	9233017	9H14277	I8
75	LH7QN	1	26-AUG-2009	15:22:34	9233017	9H14277	I8
76	LH7QP	1	26-AUG-2009	15:26:33	9233017	9H14277	I8
77	LH7QQ	10	26-AUG-2009	15:30:30	9233017	9H14277	I8
78	LH7QR	1	26-AUG-2009	15:34:27	9233017	9H14277	I8
79	LH7QT	1	26-AUG-2009	15:38:23	9233017	9H14277	I8
80	LH7QV	10	26-AUG-2009	15:42:21	9233017	9H14277	I8
81	LH7QX	10	26-AUG-2009	15:46:18	9233017	9H14277	I8
82	CCV	1	26-AUG-2009	15:50:20			I8
83	CCB	1	26-AUG-2009	15:54:56			I8
84	LH7Q0	1	26-AUG-2009	15:58:51	9233017	9H14277	I8
85	LH7Q1	10	26-AUG-2009	16:02:46	9233017	9H14277	I8
86	LH7Q2	10	26-AUG-2009	16:06:41	9233017	9H14277	I8
87	LH7Q3	10	26-AUG-2009	16:10:38	9233017	9H14277	I8
88	LH7Q5	10	26-AUG-2009	16:14:41	9233017	9H14277	I8

(continued)

#	WorkOrder	Dilution	Date	Time	Batch	Lot	Instrument
89	LH7Q8	10	26-AUG-2009	16:18:37	9233017	9H14277	I8
90	LH7Q9	10	26-AUG-2009	16:22:36	9233017	9H14277	I8
91	LH7RA	10	26-AUG-2009	16:26:31	9233017	9H14277	I8
92	LH7RC	10	26-AUG-2009	16:30:27	9233017	9H14277	I8
93	LH7RD	10	26-AUG-2009	16:34:23	9233017	9H14277	I8
94	CCV	1	26-AUG-2009	16:38:19			I8
95	CCB	1	26-AUG-2009	16:43:07			I8
96	LH7RE	10	26-AUG-2009	16:47:06	9233017	9H14277	I8
97	LH7RG	10	26-AUG-2009	16:51:03	9233017	9H14277	I8
98	LH7RGL	50	26-AUG-2009	16:54:59			I8
99	LJFLTB	1	26-AUG-2009	16:58:55	9232019	A9H200000	I8
100	LJFLTC	1	26-AUG-2009	17:02:52	9232019	A9H200000	I8
101	LJDWP	1	26-AUG-2009	17:07:27	9232019	A9H190140	I8
102	LJDWPF	1	26-AUG-2009	17:11:25	9232019	A9H190140	I8
103	LJDW3F	1	26-AUG-2009	17:15:23	9232019	A9H190145	I8
104	LJEHQ	1	26-AUG-2009	17:19:19	9232019	9H19214	I8
105	CCV	1	26-AUG-2009	17:27:09			I8
106	CCB	1	26-AUG-2009	17:32:29			I8
107	LJEHQF	1	26-AUG-2009	17:36:28	9232019	9H19214	I8
108	LJEHQX	1	26-AUG-2009	17:40:27	9232019	9H19214	I8
109	LJEHQS	1	26-AUG-2009	17:44:23	9232019	9H19214	I8
110	LJEHX	1	26-AUG-2009	17:49:36	9232019	9H19214	I8
111	LJEHXF	1	26-AUG-2009	17:53:32	9232019	9H19214	I8
112	LJEH0	1	26-AUG-2009	17:57:28	9232019	9H19214	I8
113	LJEH0F	1	26-AUG-2009	18:01:26	9232019	9H19214	I8
114	LJEH7	1	26-AUG-2009	18:05:22	9232019	9H19214	I8
115	LJEH7F	1	26-AUG-2009	18:09:19	9232019	9H19214	I8
116	LJEH9	1	26-AUG-2009	18:13:15	9232019	9H19214	I8
117	CCV	1	26-AUG-2009	18:17:12			I8
118	CCB	1	26-AUG-2009	18:22:05			I8
119	LJEH9F	1	26-AUG-2009	18:26:00	9232019	9H19214	I8
120	LJEH9FL	1	26-AUG-2009	18:29:56			I8
121	LH8PX	10	26-AUG-2009	18:33:58	9232038	9H13253	I8
122	LH8PXF	10	26-AUG-2009	18:37:57	9232038	9H13253	I8
123	LH8PXX	10	26-AUG-2009	18:41:53	9232038	9H13253	I8
124	LH8PXS	10	26-AUG-2009	18:45:53	9232038	9H13253	I8
125	LH8P3	10	26-AUG-2009	18:49:53	9232038	9H13253	I8
126	LH8P3F	10	26-AUG-2009	18:53:53	9232038	9H13253	I8
127	LH7RT	200	26-AUG-2009	18:57:49	9233016	9H14277	I8
128	CCV	1	26-AUG-2009	19:01:45			I8
129	CCB	1	26-AUG-2009	19:06:33			I8
130	CCV	1	27-AUG-2009	08:47:54			I8
131	CCB	1	27-AUG-2009	08:55:00			I8
132	ICSA	1	27-AUG-2009	09:00:54			I8

(continued)

#	WorkOrder	Dilution	Date	Time	Batch	Lot	Instrument
1	STD1	1	31-AUG-2009	08:17:13			I8
2	STD2	1	31-AUG-2009	08:20:15			I8
3	STD3	1	31-AUG-2009	08:24:41			I8
4	STD4	1	31-AUG-2009	08:28:52			I8
5	ICV	1	31-AUG-2009	08:32:55			I8
6	ICB	1	31-AUG-2009	08:38:54			I8
7	CRI	1	31-AUG-2009	08:41:54			I8
8	ICSA	1	31-AUG-2009	08:46:00			I8
9	ICSAB	1	31-AUG-2009	08:49:10			I8
10	CCV	1	31-AUG-2009	08:57:06			I8
11	CCB	1	31-AUG-2009	09:03:21			I8
12	LJFQA	5	31-AUG-2009	09:06:43	9233015	A9H200109	I8
13	LJFQC	5	31-AUG-2009	09:10:46	9233015	A9H200109	I8
14	LJFQD	5	31-AUG-2009	09:14:48	9233015	A9H200109	I8
15	LJFQDL	1	31-AUG-2009	09:18:53			I8
16	LJMHMB	1	31-AUG-2009	09:23:14	9236015	A9H240000	I8
17	LJMHMC	1	31-AUG-2009	09:27:21	9236015	A9H240000	I8
18	LJLXM	1	31-AUG-2009	09:32:59	9236015	9H19214	I8
19	LJLXMF	1	31-AUG-2009	09:37:05	9236015	9H19214	I8
20	LJLXMX	1	31-AUG-2009	09:41:12	9236015	9H19214	I8
21	LJLXMS	1	31-AUG-2009	09:45:16	9236015	9H19214	I8
22	CCV	1	31-AUG-2009	09:51:00			I8
23	CCB	1	31-AUG-2009	09:57:16			I8
24	LJLXN	1	31-AUG-2009	10:01:29	9236015	9H19214	I8
25	LJLXNF	1	31-AUG-2009	10:05:34	9236015	9H19214	I8
26	LJLXP	1	31-AUG-2009	10:09:38	9236015	9H19214	I8
27	LJLXPF	1	31-AUG-2009	10:13:38	9236015	9H19214	I8
28	LJLXQ	1	31-AUG-2009	10:17:44	9236015	9H19214	I8
29	LJLXQF	1	31-AUG-2009	10:21:48	9236015	9H19214	I8
30	LJLXR	1	31-AUG-2009	10:25:51	9236015	9H19214	I8
31	LJLXRF	1	31-AUG-2009	10:29:55	9236015	9H19214	I8
32	LJLXV	1	31-AUG-2009	10:34:02	9236015	9H19214	I8
33	LJLXVF	1	31-AUG-2009	10:38:06	9236015	9H19214	I8
34	CCV	1	31-AUG-2009	10:42:09			I8
35	CCB	1	31-AUG-2009	10:47:50			I8
36	LJLXVFL	1	31-AUG-2009	10:56:32			I8
37	LJQWVB	1	31-AUG-2009	11:00:40	9238015	A9H260000	I8
38	LJQWVC	1	31-AUG-2009	11:04:50	9238015	A9H260000	I8
39	LJN5D	1	31-AUG-2009	11:10:43	9238015	9H25113	I8
40	LJPW8	1	31-AUG-2009	11:14:44	9238015	9H25196	I8
41	LJPW8F	1	31-AUG-2009	11:18:48	9238015	9H25196	I8
42	LJPW8X	1	31-AUG-2009	11:22:50	9238015	9H25196	I8
43	LJPW8S	1	31-AUG-2009	11:26:53	9238015	9H25196	I8
44	LJPXM	1	31-AUG-2009	11:32:49	9238015	9H25196	I8

(continued)

#	WorkOrder	Dilution	Date	Time	Batch	Lot	Instrument
45	LJPXMF	1	31-AUG-2009	11:36:53	9238015	9H25196	I8
46	CCV	1	31-AUG-2009	11:40:56			I8
47	CCB	1	31-AUG-2009	11:47:13			I8
48	LJPXQ	1	31-AUG-2009	11:50:14	9238015	9H25196	I8
49	LJPXQF	1	31-AUG-2009	11:54:19	9238015	9H25196	I8
50	LJPXQFL	1	31-AUG-2009	11:58:22			I8
51	LJ3AKB	1	31-AUG-2009	12:02:26	9243022	A9H310000	I8
52	LJ3AKC	1	31-AUG-2009	12:06:31	9243022	A9H310000	I8
53	LJ2D4	1	31-AUG-2009	12:11:18	9243022	A9H290133	I8
54	LJ2D4L	1	31-AUG-2009	12:15:22			I8
55	LJ2D4S	1	31-AUG-2009	12:19:31	9243022	A9H290133	I8
56	LJ2D4D	1	31-AUG-2009	12:24:40	9243022	A9H290133	I8
57	CCV	1	31-AUG-2009	12:33:36			I8
58	CCB	1	31-AUG-2009	12:39:15			I8
59	CCV	1	31-AUG-2009	14:11:24			I8
60	CCB	1	31-AUG-2009	14:17:09			I8
61	LJ3AAB	1	31-AUG-2009	14:21:13	9243018	A9H310000	I8
62	LJ3AAC	1	31-AUG-2009	14:25:15	9243018	A9H310000	I8
63	LJ0WT	1	31-AUG-2009	14:30:46	9243018	A9H280203	I8
64	LJ0WTS	1	31-AUG-2009	14:34:48	9243018	A9H280203	I8
65	LJ0WTD	1	31-AUG-2009	14:40:40	9243018	A9H280203	I8
66	LJ17K	1	31-AUG-2009	14:46:58	9243018	A9H290102	I8
67	LJ17KS	1	31-AUG-2009	14:51:03	9243018	A9H290102	I8
68	LJ17KD	1	31-AUG-2009	14:57:23	9243018	A9H290102	I8
69	LJ17N	1	31-AUG-2009	15:03:42	9243018	A9H290102	I8
70	LJ2G5	1	31-AUG-2009	15:07:47	9243018	A9H290140	I8
71	CCV	1	31-AUG-2009	15:11:55			I8
72	CCB	1	31-AUG-2009	15:18:07			I8
73	LJ2HA	1	31-AUG-2009	15:22:10	9243018	A9H290140	I8
74	LJ2HC	1	31-AUG-2009	15:26:13	9243018	A9H290140	I8
75	LJ2HD	1	31-AUG-2009	15:30:19	9243018	A9H290140	I8
76	LJ2HE	1	31-AUG-2009	15:34:25	9243018	A9H290140	I8
77	LJ2HF	1	31-AUG-2009	15:38:29	9243018	A9H290140	I8
78	LJ2HG	1	31-AUG-2009	15:42:32	9243018	A9H290140	I8
79	LJ2HM	1	31-AUG-2009	15:46:35	9243018	A9H290140	I8
80	LJ2HP	1	31-AUG-2009	15:50:39	9243018	A9H290140	I8
81	LJ2HR	1	31-AUG-2009	15:54:46	9243018	A9H290140	I8
82	LJ2HT	1	31-AUG-2009	15:58:57	9243018	A9H290140	I8
83	CCV	1	31-AUG-2009	16:03:03			I8
84	CCB	1	31-AUG-2009	16:09:05			I8
85	LJ2HV	1	31-AUG-2009	16:13:09	9243018	A9H290140	I8
86	LJ2HW	1	31-AUG-2009	16:17:17	9243018	A9H290140	I8
87	LJ2HX	1	31-AUG-2009	16:21:23	9243018	A9H290140	I8
88	LJ2HXL	1	31-AUG-2009	16:25:25			I8

(continued)

#	WorkOrder	Dilution	Date	Time	Batch	Lot	Instrument
1	STD1	1	03-SEP-2009	08:21:01			I8
2	STD2	1	03-SEP-2009	08:23:20			I8
3	STD3	1	03-SEP-2009	08:26:25			I8
4	ICV	1	03-SEP-2009	08:30:41			I8
5	ICB	1	03-SEP-2009	08:34:16			I8
6	CRI	1	03-SEP-2009	08:36:38			I8
7	ICSA	1	03-SEP-2009	08:39:37			I8
8	ICSAB	1	03-SEP-2009	08:41:58			I8
9	CCV	1	03-SEP-2009	08:46:39			I8
10	CCB	1	03-SEP-2009	08:50:44			I8
11	LJLXN	1	03-SEP-2009	08:55:25	9236015	9H19214	I8
12	LJLXNF	1	03-SEP-2009	08:58:51	9236015	9H19214	I8
13	LJLXP	1	03-SEP-2009	09:01:13	9236015	9H19214	I8
14	LJLXPF	1	03-SEP-2009	09:04:35	9236015	9H19214	I8
15	LJLXQ	1	03-SEP-2009	09:07:56	9236015	9H19214	I8
16	LJLXQF	1	03-SEP-2009	09:11:18	9236015	9H19214	I8
17	LJLXR	1	03-SEP-2009	09:14:41	9236015	9H19214	I8
18	LJLXRF	1	03-SEP-2009	09:18:04	9236015	9H19214	I8
19	CCV	1	03-SEP-2009	09:21:35			I8
20	CCB	1	03-SEP-2009	09:26:50			I8
21	LJLXV	1	03-SEP-2009	09:29:07	9236015	9H19214	I8
22	LJLXVF	1	03-SEP-2009	09:32:31	9236015	9H19214	I8
23	LJLXVFL	1	03-SEP-2009	09:35:56			I8
24	LJQWVB	1	03-SEP-2009	09:38:58	9238015	A9H260000	I8
25	LJQWVC	1	03-SEP-2009	09:41:15	9238015	A9H260000	I8
26	LJPW8	1	03-SEP-2009	09:45:55	9238015	9H25196	I8
27	LJPW8F	1	03-SEP-2009	09:49:17	9238015	9H25196	I8
28	LJPW8X	1	03-SEP-2009	09:52:39	9238015	9H25196	I8
29	LJPW8S	1	03-SEP-2009	09:56:05	9238015	9H25196	I8
30	LJPXM	1	03-SEP-2009	10:01:04	9238015	9H25196	I8
31	CCV	1	03-SEP-2009	10:04:28			I8
32	CCB	1	03-SEP-2009	10:09:39			I8
33	LJPXMF	1	03-SEP-2009	10:13:05	9238015	9H25196	I8
34	LJPXQ	1	03-SEP-2009	10:17:00	9238015	9H25196	I8
35	LJPXQF	1	03-SEP-2009	10:20:41	9238015	9H25196	I8
36	LJPXQFL	1	03-SEP-2009	10:24:13			I8
37	LJ3AAB	1	03-SEP-2009	10:27:41	9243018	A9H310000	I8
38	LJ3AAC	1	03-SEP-2009	10:31:04	9243018	A9H310000	I8
39	LJ17K	1	03-SEP-2009	10:35:50	9243018	A9H290102	I8
40	LJ17KS	1	03-SEP-2009	10:39:11	9243018	A9H290102	I8
41	LJ17KD	1	03-SEP-2009	10:44:19	9243018	A9H290102	I8
42	LJ17N	1	03-SEP-2009	10:49:55	9243018	A9H290102	I8
43	CCV	1	03-SEP-2009	10:53:18			I8
44	CCB	1	03-SEP-2009	10:58:04			I8

End of Report

TestAmerica North Canton

Metals Data Reporting Form

Initial Calibration Verification Standard

Instrument: CVAA **Units:** ug/L

Chart Number: hg10825b.prn **Acceptable Range:** 90% - 110%

Standard Source: Ultra **Standard ID:**

Element	WL/ Mass	True Conc	Ck5ICV 08/25/09 10:49 AM Found	% Rec	Found	% Rec	Found	% Rec	Found	% Rec	Found	% Rec
Mercury	253.7	2.5	2.67	**106.7**								

5.04.5 *Form 2A Equivalent*

TestAmerica North Canton

Metals Data Reporting Form

Initial Calibration Verification Standard

Instrument: CVAA **Units:** ug/L

Chart Number: hg40820a.prn **Acceptable Range:** 90% - 110%

Standard Source: Ultra **Standard ID:** _____

Element	WL/ Mass	True Conc	Ck2ICV 08/20/09 8:54 AM Found	% Rec	Found	% Rec	Found	% Rec	Found	% Rec	Found	% Rec
Mercury	253.7	2.5	2.61	**104.2**								

TestAmerica North Canton

Metals Data Reporting Form

Initial Calibration Verification Standard

Instrument: ICPMS **Units:** ug/L

Chart Number: I80826A.csv **Acceptable Range:** 90% - 110%

Standard Source: _____ **Standard ID:** _____

Element	WL/ Mass	True Conc	ICV 08/26/09 10:24 AM Found	% Rec	Found	% Rec	Found	% Rec	Found	% Rec	Found	% Rec
Antimony	121	80.0	80.85	**101.1**								
Arsenic	75	80.0	79.86	**99.8**								
Barium	137	80.0	78.30	**97.9**								
Beryllium	9	80.0	82.33	**102.9**								
Cadmium	111	80.0	83.00	**103.8**								
Chromium	52	80.0	81.75	**102.2**								
Cobalt	59	80.0	82.11	**102.6**								
Copper	65	80.0	83.23	**104.0**								
Iron	56	20000.0	19916.67	**99.6**								
Lead	208	80.0	78.40	**98.0**								
Manganese	55	400.0	402.00	**100.5**								
Molybdenum	95	80.0	82.12	**102.7**								
Nickel	60	80.0	83.42	**104.3**								
Selenium	78	80.0	80.95	**101.2**								
Silver	107	80.0	84.82	**106.0**								
Thallium	205	80.0	77.69	**97.1**								
Vanadium	51	80.0	79.28	**99.1**								
Zinc	66	80.0	83.99	**105.0**								

TestAmerica North Canton

Metals Data Reporting Form

Initial Calibration Verification Standard

Instrument: ICPMS **Units:** ug/L

Chart Number: I80831A.csv **Acceptable Range:** 90% - 110%

Standard Source: _____ **Standard ID:** _____

Element	WL/ Mass	True Conc	ICV 08/31/09 8:32 AM Found	% Rec	Found	% Rec	Found	% Rec	Found	% Rec	Found	% Rec
Antimony	121	80.0	82.95	**103.7**								
Arsenic	75	80.0	79.93	**99.9**								
Barium	137	80.0	79.76	**99.7**								
Beryllium	9	80.0	81.70	**102.1**								
Cadmium	111	80.0	82.35	**102.9**								
Chromium	52	80.0	81.66	**102.1**								
Cobalt	59	80.0	81.47	**101.8**								
Copper	65	80.0	83.53	**104.4**								
Iron	56	20000.0	20186.67	**100.9**								
Lead	208	80.0	78.03	**97.5**								
Manganese	55	400.0	403.83	**101.0**								
Molybdenum	95	80.0	84.43	**105.5**								
Nickel	60	80.0	83.58	**104.5**								
Potassium	39	40000.0	39773.33	**99.4**								
Selenium	78	80.0	82.85	**103.6**								
Silver	107	80.0	84.66	**105.8**								
Thallium	205	80.0	77.78	**97.2**								
Vanadium	51	80.0	80.26	**100.3**								
Zinc	66	80.0	83.02	**103.8**								

TestAmerica North Canton

Metals Data Reporting Form

Initial Calibration Verification Standard

Instrument: ICPMS **Units:** ug/L

Chart Number: I80903A.csv **Acceptable Range:** 90% - 110%

Standard Source: _____ **Standard ID:** _____

Element	WL/ Mass	True Conc	ICV 09/03/09 8:30 AM Found	% Rec	Found	% Rec	Found	% Rec	Found	% Rec	Found	% Rec
Beryllium	9	80.0	81.48	**101.8**								

TestAmerica North Canton

Metals Data Reporting Form

Continuing Calibration Verification

Instrument: CVAA **Units:** ug/L

Chart Number: hg10825b.prn **Acceptable Range:** 80% - 120%

Standard Source: Ultra **Standard ID:**

Element	WL/ Mass	True Conc	Ck2CCV 08/25/09 10:53 AM Found	% Rec	Ck2CCV 08/25/09 11:07 AM Found	% Rec	Ck2CCV 08/25/09 11:16 AM Found	% Rec	Ck2CCV 08/25/09 11:29 AM Found	% Rec	Ck2CCV 08/25/09 11:44 AM Found	% Rec
Mercury	253.7	5.0	5.04	**100.7**	4.81	**96.2**	4.87	**97.4**	4.81	**96.1**	4.73	**94.7**

TestAmerica North Canton

Metals Data Reporting Form

Continuing Calibration Verification

Instrument: CVAA **Units:** ug/L

Chart Number: hg10825b.prn **Acceptable Range:** 80% - 120%

Standard Source: Ultra **Standard ID:**

Element	WL/ Mass	True Conc	Ck2CCV 08/25/09 11:58 AM Found	% Rec	Ck2CCV 08/25/09 12:12 PM Found	% Rec	Ck2CCV 08/25/09 12:27 PM Found	% Rec	Ck2CCV 08/25/09 12:42 PM Found	% Rec	Ck2CCV 08/25/09 12:57 PM Found	% Rec
Mercury	253.7	5.0	4.72	**94.4**	4.69	**93.7**	4.63	**92.5**	4.54	**90.8**	4.59	**91.8**

TestAmerica North Canton

Metals Data Reporting Form

Continuing Calibration Verification

Instrument: CVAA **Units:** ug/L

Chart Number: hg10825b.prn **Acceptable Range:** 80% - 120%

Standard Source: Ultra **Standard ID:**

Element	WL/ Mass	True Conc	Ck2CCV 08/25/09 1:06 PM Found	% Rec	Ck2CCV 08/25/09 2:03 PM Found	% Rec	Ck2CCV 08/25/09 2:17 PM Found	% Rec	Ck2CCV 08/25/09 2:32 PM Found	% Rec	Ck2CCV 08/25/09 2:46 PM Found	% Rec
Mercury	253.7	5.0	4.62	**92.3**	4.93	**98.6**	4.82	**96.3**	4.75	**95.0**	4.77	**95.4**

TestAmerica North Canton

Metals Data Reporting Form

Continuing Calibration Verification

Instrument: CVAA **Units:** ug/L

Chart Number: hg10825b.prn **Acceptable Range:** 80% - 120%

Standard Source: Ultra **Standard ID:**

Element	WL/ Mass	True Conc	Ck2CCV 08/25/09 3:00 PM Found	% Rec	Ck2CCV 08/25/09 3:14 PM Found	% Rec	Ck2CCV 08/25/09 3:21 PM Found	% Rec	Found	% Rec	Found	% Rec
Mercury	253.7	5.0	4.67	**93.3**	4.72	**94.3**	4.61	**92.2**				

TestAmerica North Canton

Metals Data Reporting Form

Continuing Calibration Verification

Instrument: CVAA **Units:** ug/L

Chart Number: hg40820a.prn **Acceptable Range:** 80% - 120%

Standard Source: Ultra **Standard ID:**

Element	WL/ Mass	True Conc	Ck6CCV 08/20/09 8:59 AM Found	% Rec	Ck6CCV 08/20/09 3:15 PM Found	% Rec	Ck6CCV 08/20/09 3:52 PM Found	% Rec	Ck6CCV 08/20/09 4:13 PM Found	% Rec	Ck6CCV 08/20/09 4:33 PM Found	% Rec
Mercury	253.7	5.0	5.09	**101.7**	4.94	**98.8**	4.93	**98.7**	5.22	**104.5**	5.44	**108.8**

TestAmerica North Canton

Metals Data Reporting Form

Continuing Calibration Verification

Instrument: CVAA **Units:** ug/L

Chart Number: hg40820a.prn **Acceptable Range:** 80% - 120%

Standard Source: Ultra **Standard ID:**

Element	WL/ Mass	True Conc	Ck6CCV 08/20/09 4:53 PM Found	% Rec	Ck6CCV 08/20/09 5:17 PM Found	% Rec	Found	% Rec	Found	% Rec	Found	% Rec
Mercury	253.7	5.0	5.36	**107.3**	5.31	**106.3**						

TestAmerica North Canton

Metals Data Reporting Form

Continuing Calibration Verification

Instrument: ICPMS **Units:** ug/L

Chart Number: I80826A.csv **Acceptable Range:** 90% - 110%

Standard Source: _____ **Standard ID:** _____

Element	WL/ Mass	True Conc	CCV 08/26/09 10:46 AM Found	% Rec	CCV 7 08/26/09 4:38 PM Found	% Rec	CCV 8 08/26/09 5:27 PM Found	% Rec	CCV 9 08/26/09 6:17 PM Found	% Rec	CCV 10 08/26/09 7:01 PM Found	% Rec
Antimony	121	100.0	101.90	**101.9**	101.80	**101.8**	101.67	**101.7**	100.93	**100.9**	102.00	**102.0**
Arsenic	75	100.0	101.02	**101.0**	99.29	**99.3**	98.43	**98.4**	97.56	**97.6**	97.44	**97.4**
Barium	137	100.0	96.13	**96.1**	98.80	**98.8**	97.43	**97.4**	96.68	**96.7**	97.85	**97.9**
Beryllium	9	100.0	98.30	**98.3**	95.07	**95.1**	89.87	**89.9**	93.30	**93.3**	94.92	**94.9**
Cadmium	111	100.0	102.70	**102.7**	102.70	**102.7**	105.40	**105.4**	102.77	**102.8**	104.30	**104.3**
Chromium	52	100.0	99.44	**99.4**	99.76	**99.8**	102.17	**102.2**	100.65	**100.7**	99.53	**99.5**
Cobalt	59	100.0	100.05	**100.0**	99.44	**99.4**	101.20	**101.2**	99.79	**99.8**	98.77	**98.8**
Copper	65	100.0	103.27	**103.3**	100.28	**100.3**	102.36	**102.4**	101.18	**101.2**	100.51	**100.5**
Iron	56	25000.0	24846.67	**99.4**	25403.33	**101.6**	25396.67	**101.6**	25076.67	**100.3**	25200.00	**100.8**
Lead	208	100.0	99.34	**99.3**	100.49	**100.5**	99.74	**99.7**	100.33	**100.3**	99.82	**99.8**
Manganese	55	500.0	513.57	**102.7**	524.93	**105.0**	529.37	**105.9**	527.93	**105.6**	523.77	**104.8**
Molybdenum	95	100.0	107.03	**107.0**	103.37	**103.4**	107.07	**107.1**	105.47	**105.5**	104.20	**104.2**
Nickel	60	100.0	102.20	**102.2**	99.99	**100.0**	102.80	**102.8**	101.49	**101.5**	100.29	**100.3**
Selenium	78	100.0	102.23	**102.2**	102.57	**102.6**	99.24	**99.2**	99.64	**99.6**	98.63	**98.6**
Silver	107	100.0	103.87	**103.9**	102.27	**102.3**	104.47	**104.5**	102.73	**102.7**	103.30	**103.3**
Thallium	205	100.0	97.92	**97.9**	98.25	**98.3**	98.97	**99.0**	98.90	**98.9**	97.91	**97.9**
Vanadium	51	100.0	97.42	**97.4**	99.40	**99.4**	99.05	**99.1**	98.95	**99.0**	98.31	**98.3**
Zinc	66	100.0	102.93	**102.9**	104.00	**104.0**	106.67	**106.7**	103.50	**103.5**	103.00	**103.0**

TestAmerica North Canton

Metals Data Reporting Form

Continuing Calibration Verification

Instrument: ICPMS **Units:** ug/L

Chart Number: I80831A.csv **Acceptable Range:** 90% - 110%

Standard Source: _____ **Standard ID:** _____

Element	WL/ Mass	True Conc	CCV 08/31/09 8:57 AM Found	% Rec	CCV 1 08/31/09 9:51 AM Found	% Rec	CCV 2 08/31/09 10:42 AM Found	% Rec	CCV 3 08/31/09 11:40 AM Found	% Rec	Found	% Rec
Antimony	121	100.0	101.17	**101.2**	100.60	**100.6**	100.19	**100.2**	100.83	**100.8**		
Arsenic	75	100.0	100.07	**100.1**	100.56	**100.6**	99.79	**99.8**	100.12	**100.1**		
Barium	137	100.0	98.93	**98.9**	99.21	**99.2**	98.96	**99.0**	100.38	**100.4**		
Beryllium	9	100.0	96.11	**96.1**	89.63	**89.6**	88.35	**88.3**	86.09	**86.1**		
Cadmium	111	100.0	101.43	**101.4**	100.81	**100.8**	101.37	**101.4**	101.33	**101.3**		
Chromium	52	100.0	99.79	**99.8**	98.70	**98.7**	97.50	**97.5**	98.10	**98.1**		
Cobalt	59	100.0	99.99	**100.0**	100.05	**100.1**	98.34	**98.3**	99.11	**99.1**		
Copper	65	100.0	101.97	**102.0**	101.19	**101.2**	100.50	**100.5**	101.56	**101.6**		
Iron	56	25000.0	25426.67	**101.7**	25586.67	**102.3**	25483.33	**101.9**	25690.00	**102.8**		
Lead	208	100.0	96.61	**96.6**	96.06	**96.1**	95.44	**95.4**	95.17	**95.2**		
Manganese	55	500.0	501.37	**100.3**	501.37	**100.3**	500.00	**100.0**	498.63	**99.7**		
Molybdenum	95	100.0	108.57	**108.6**	105.23	**105.2**	103.90	**103.9**	105.47	**105.5**		
Nickel	60	100.0	101.63	**101.6**	102.47	**102.5**	98.96	**99.0**	100.13	**100.1**		
Potassium	39	50000.0	51780.00	**103.6**	52563.33	**105.1**	53700.00	**107.4**	55306.67	**110.6**		
Selenium	78	100.0	103.20	**103.2**	106.47	**106.5**	103.13	**103.1**	102.83	**102.8**		
Silver	107	100.0	102.27	**102.3**	101.83	**101.8**	101.33	**101.3**	102.00	**102.0**		
Thallium	205	100.0	96.64	**96.6**	96.05	**96.1**	95.16	**95.2**	94.82	**94.8**		
Vanadium	51	100.0	98.42	**98.4**	97.26	**97.3**	95.89	**95.9**	95.63	**95.6**		
Zinc	66	100.0	102.47	**102.5**	105.53	**105.5**	103.87	**103.9**	103.83	**103.8**		

No samples were affected reanalyzed

TestAmerica North Canton

Metals Data Reporting Form

Continuing Calibration Verification

Instrument: ICPMS **Units:** ug/L

Chart Number: I80903A.csv **Acceptable Range:** 90% - 110%

Standard Source: **Standard ID:**

Element	WL/ Mass	True Conc	CCV 09/03/09 8:46 AM Found	% Rec	CCV 1 09/03/09 9:21 AM Found	% Rec	CCV 2 09/03/09 10:04 AM Found	% Rec	Found	% Rec	Found	% Rec
Beryllium	9	100.0	96.74	**96.7**	95.37	**95.4**	95.37	**95.4**				

TestAmerica North Canton

Metals Data Reporting Form

Contract Required Detection Limit Standard

Instrument: CVAA **Units:** ug/L

Chart Number: hg10825b.prn **Acceptable Range:** 50% - 150%

Standard Source: Ultra **Standard ID:**

Element	WL/ Mass	True Conc	Ck3CRA\MRL 08/25/09 10:51 AM Found	% Rec	Found	% Rec	Found	% Rec	Found	% Rec	Found	% Rec
Mercury	253.7	0.2	0.20	**101.8**								

TestAmerica North Canton

Metals Data Reporting Form

Contract Required Detection Limit Standard

Instrument: CVAA **Units:** ug/L

Chart Number: hg40820a.prn **Acceptable Range:** 50% - 150%

Standard Source: Ultra **Standard ID:**

Element	WL/ Mass	True Conc	Ck4CRA\MRL 08/20/09 8:57 AM Found	% Rec	Found	% Rec	Found	% Rec	Found	% Rec	Found	% Rec
Mercury	253.7	0.2	0.24	**117.8**								

TestAmerica North Canton

Metals Data Reporting Form

Contract Required Detection Limit Standard

Instrument: ICPMS **Units:** ug/L

Chart Number: I80826A.csv **Acceptable Range:** 50% - 150%

Standard Source: _____ **Standard ID:** _____

Element	WL/ Mass	True Conc	CRI 08/26/09 10:31 AM Found	% Rec	Found	% Rec	Found	% Rec	Found	% Rec	Found	% Rec
Antimony	121	2.0	2.11	**105.4**								
Arsenic	75	2.0	2.07	**103.4**								
Barium	137	1.0	1.01	**101.4**								
Beryllium	9	1.0	1.05	**104.6**								
Cadmium	111	0.5	0.54	**108.7**								
Chromium	52	2.0	2.06	**102.9**								
Cobalt	59	1.0	1.07	**107.5**								
Copper	65	2.0	2.49	**124.4**								
Iron	56	50.0	62.35	**124.7**								
Lead	208	1.0	1.04	**104.0**								
Manganese	55	1.0	1.25	**124.9**								
Molybdenu	95	10.0	10.26	**102.6**								
Nickel	60	2.0	2.34	**117.1**								
Selenium	78	2.0	1.92	**95.8**								
Silver	107	0.5	0.59	**118.5**								
Thallium	205	1.0	1.00	**100.3**								
Vanadium	51	5.0	5.04	**100.8**								
Zinc	66	10.0	12.64	**126.4**								

TestAmerica North Canton

Metals Data Reporting Form

Contract Required Detection Limit Standard

Instrument: ICPMS **Units:** ug/L

Chart Number: I80831A.csv **Acceptable Range:** 50% - 150%

Standard Source: _____ **Standard ID:** _____

Element	WL/ Mass	True Conc	CRI 08/31/09 8:41 AM Found	% Rec	Found	% Rec	Found	% Rec	Found	% Rec	Found	% Rec
Antimony	121	2.0	2.07	**103.7**								
Arsenic	75	2.0	2.05	**102.3**								
Barium	137	1.0	1.02	**101.9**								
Beryllium	9	1.0	1.14	**113.9**								
Cadmium	111	0.5	0.52	**104.5**								
Chromium	52	2.0	2.06	**103.2**								
Cobalt	59	1.0	1.04	**103.9**								
Copper	65	2.0	2.51	**125.4**								
Iron	56	50.0	68.01	**136.0**								
Lead	208	1.0	1.00	**100.3**								
Manganese	55	1.0	1.29	**128.7**								
Molybdenu	95	10.0	10.20	**102.0**								
Nickel	60	2.0	2.36	**117.9**								
Potassium	39	1000.0	1012.33	**101.2**								
Selenium	78	2.0	2.22	**110.9**								
Silver	107	0.5	0.58	**115.6**								
Thallium	205	1.0	1.04	**103.8**								
Vanadium	51	5.0	4.88	**97.5**								
Zinc	66	10.0	11.80	**118.0**								

TestAmerica North Canton

Metals Data Reporting Form

Contract Required Detection Limit Standard

Instrument: ICPMS **Units:** ug/L

Chart Number: I80903A.csv **Acceptable Range:** 50% - 150%

Standard Source: **Standard ID:**

Element	WL/ Mass	True Conc	CRI 09/03/09 8:36 AM Found	% Rec	Found	% Rec	Found	% Rec	Found	% Rec	Found	% Rec
Beryllium	9	1.0	0.99	**99.1**								

TestAmerica North Canton

Metals Data Reporting Form

Initial Calibration Blank Results

Instrument: CVAA **Units:** ug/L

Chart Number: hg10825b.prn

Standard Source: _____ **Standard ID:** _____

Element	WL/ Mass	Report Limit	Ck4ICB 08/25/09 10:50 AM Found	Q	Found	Q	Found	Q	Found	Q	Found	Q
Mercury	253.7	0.2	0.1	U								

U Result is less than the IDL

B Result is between IDL and RL

TestAmerica North Canton

Metals Data Reporting Form

Initial Calibration Blank Results

Instrument: CVAA **Units:** ug/L

Chart Number: hg40820a.prn

Standard Source: _____ **Standard ID:** _____

Element	WL/ Mass	Report Limit	Ck3ICB 08/20/09 8:55 AM Found	Q	Found	Q	Found	Q	Found	Q	Found	Q
Mercury	253.7	0.2	0.1	U								

5.04.5

U Result is less than the IDL

B Result is between IDL and RL

Form 3 Equivalent

TestAmerica North Canton

Metals Data Reporting Form

Initial Calibration Blank Results

Instrument: ICPMS **Units:** ug/L

Chart Number: I80826A.csv

Standard Source: _____ **Standard ID:** _____

Element	WL/ Mass	Report Limit	ICB 08/26/09 10:29 AM Found	Q	Found	Q	Found	Q	Found	Q	Found	Q
Antimony	121	2	0.055	U								
Arsenic	75	5	0.21	U								
Barium	137	1	0.052	U								
Beryllium	9	1	0.037	U								
Cadmium	111	1	0.027	U								
Chromium	52	2	**-0.1**	**B**								
Cobalt	59	1	0.033	U								
Copper	65	2	0.064	U								
Iron	56	50	11	U								
Lead	208	1	0.034	U								
Manganese	55	1	0.14	U								
Molybdenum	95	2	**0.34**	**B**								
Nickel	60	2	0.1	U								
Selenium	78	5	0.14	U								
Silver	107	1	0.033	U								
Thallium	205	1	**0.2**	**B**								
Vanadium	51	20	0.6	U								
Zinc	66	20	0.85	U								

U Result is less than the IDL
B Result is between IDL and RL

TestAmerica North Canton

Metals Data Reporting Form

Initial Calibration Blank Results

Instrument: ICPMS **Units:** ug/L

Chart Number: I80831A.csv

Standard Source: _____ **Standard ID:** _____

Element	WL/ Mass	Report Limit	ICB 08/31/09 8:38 AM Found	Q	Found	Q	Found	Q	Found	Q	Found	Q
Antimony	121	2	0.055	U								
Arsenic	75	5	0.21	U								
Barium	137	1	0.052	U								
Beryllium	9	1	0.037	U								
Cadmium	111	1	0.027	U								
Chromium	52	2	0.066	U								
Cobalt	59	1	0.033	U								
Copper	65	2	0.064	U								
Iron	56	50	11	U								
Lead	208	1	0.034	U								
Manganese	55	1	0.14	U								
Molybdenum	95	2	**0.36**	**B**								
Nickel	60	2	0.1	U								
Potassium	39	1000	17	U								
Selenium	78	5	0.14	U								
Silver	107	1	0.033	U								
Thallium	205	1	**0.2**	**B**								
Vanadium	51	20	0.6	U								
Zinc	66	20	0.85	U								

U Result is less than the IDL

B Result is between IDL and RL

Form 3 Equivalent

TestAmerica North Canton

Metals Data Reporting Form

Initial Calibration Blank Results

Instrument: ICPMS **Units:** ug/L

Chart Number: I80903A.csv

Standard Source: _____ **Standard ID:** _____

Element	WL/ Mass	Report Limit	ICB 09/03/09 8:34 AM Found	Q	Found	Q	Found	Q	Found	Q	Found	Q
Beryllium	9	1	0.037	U								

5.04.5

U Result is less than the IDL

B Result is between IDL and RL

Form 3 Equivalent

TestAmerica North Canton

Metals Data Reporting Form

Continuing Calibration Blank Results

Instrument: CVAA **Units:** ug/L

Chart Number: hg10825b.prn

Standard Source: _____ **Standard ID:** _____

Element	WL/ Mass	Report Limit	Ck1CCB 08/25/09 10:54 AM Found	Q	Ck1CCB 08/25/09 11:08 AM Found	Q	Ck1CCB 08/25/09 11:17 AM Found	Q	Ck1CCB 08/25/09 11:30 AM Found	Q	Ck1CCB 08/25/09 11:45 AM Found	Q
Mercury	253.7	0.2	0.1	U	0.1	U	0.1	U	0.1	U	0.1	U

U Result is less than the IDL

B Result is between IDL and RL

Form 3 Equivalent

TestAmerica North Canton

Metals Data Reporting Form

Continuing Calibration Blank Results

Instrument: CVAA **Units:** ug/L

Chart Number: hg10825b.prn

Standard Source: _____ **Standard ID:** _____

Element	WL/ Mass	Report Limit	Ck1CCB 08/25/09 11:59 AM Found	Q	Ck1CCB 08/25/09 12:13 PM Found	Q	Ck1CCB 08/25/09 12:28 PM Found	Q	Ck1CCB 08/25/09 12:43 PM Found	Q	Ck1CCB 08/25/09 12:58 PM Found	Q
Mercury	253.7	0.2	0.1	U	0.1	U	0.1	U	0.1	U	0.1	U

U Result is less than the IDL

B Result is between IDL and RL

TestAmerica North Canton

Metals Data Reporting Form

Continuing Calibration Blank Results

Instrument: CVAA **Units:** ug/L

Chart Number: hg10825b.prn

Standard Source: _____ **Standard ID:** _____

Element	WL/ Mass	Report Limit	Ck1CCB 08/25/09 1:07 PM Found	Q	Ck1CCB 08/25/09 2:05 PM Found	Q	Ck1CCB 08/25/09 2:19 PM Found	Q	Ck1CCB 08/25/09 2:33 PM Found	Q	Ck1CCB 08/25/09 2:47 PM Found	Q
Mercury	253.7	0.2	0.1	U	0.1	U	0.1	U	0.1	U	0.1	U

U Result is less than the IDL

B Result is between IDL and RL

Form 3 Equivalent

TestAmerica North Canton

Metals Data Reporting Form

Continuing Calibration Blank Results

Instrument: CVAA **Units:** ug/L

Chart Number: hg10825b.prn

Standard Source: _____ **Standard ID:** _____

Element	WL/ Mass	Report Limit	Ck1CCB 08/25/09 3:01 PM Found	Q	Ck1CCB 08/25/09 3:15 PM Found	Q	Ck1CCB 08/25/09 3:22 PM Found	Q	Found	Q	Found	Q
Mercury	253.7	0.2	0.1	U	**-0.1**	**B**	0.1	U				

U Result is less than the IDL

B Result is between IDL and RL

TestAmerica North Canton

Metals Data Reporting Form

Continuing Calibration Blank Results

Instrument: CVAA **Units:** ug/L

Chart Number: hg40820a.prn

Standard Source: _____ **Standard ID:** _____

Element	WL/ Mass	Report Limit	Ck5CCB 08/20/09 9:01 AM Found	Q	Ck5CCB 08/20/09 3:17 PM Found	Q	Ck5CCB 08/20/09 3:54 PM Found	Q	Ck5CCB 08/20/09 4:14 PM Found	Q	Ck5CCB 08/20/09 4:35 PM Found	Q
Mercury	253.7	0.2	0.1	U	0.1	U	0.1	U	**-0.2**	**B**	0.1	U

U Result is less than the IDL

B Result is between IDL and RL

TestAmerica North Canton

Metals Data Reporting Form

Continuing Calibration Blank Results

Instrument: CVAA **Units:** ug/L

Chart Number: hg40820a.prn

Standard Source: _____ **Standard ID:** _____

Element	WL/ Mass	Report Limit	Ck5CCB 08/20/09 4:56 PM Found	Q	Ck5CCB 08/20/09 5:19 PM Found	Q	Found	Q	Found	Q	Found	Q
Mercury	253.7	0.2	0.1	U	0.1	U						

U Result is less than the IDL

B Result is between IDL and RL

Form 3 Equivalent

TestAmerica North Canton

Metals Data Reporting Form

Continuing Calibration Blank Results

Instrument: ICPMS **Units:** ug/L

Chart Number: I80826A.csv

Standard Source: _____ **Standard ID:** _____

Element	WL/ Mass	Report Limit	CCB 08/26/09 10:51 AM Found	Q	CCB 7 08/26/09 4:43 PM Found	Q	CCB 8 08/26/09 5:32 PM Found	Q	CCB 9 08/26/09 6:22 PM Found	Q	CCB 10 08/26/09 7:06 PM Found	Q
Antimony	121	2	0.055	U	**0.089**	**B**	0.055	U	0.055	U	**0.074**	**B**
Arsenic	75	5	0.21	U	0.21	U	0.21	U	0.21	U	0.21	U
Barium	137	1	0.052	U	**0.071**	**B**	**0.071**	**B**	**0.091**	**B**	**0.11**	**B**
Beryllium	9	1	0.037	U	**0.052**	**B**	**0.054**	**B**	**0.061**	**B**	**0.078**	**B**
Cadmium	111	1	0.027	U	**0.067**	**B**	**0.088**	**B**	**0.073**	**B**	**0.1**	**B**
Chromium	52	2	**-0.072**	**B**	0.066	U	0.066	U	0.066	U	0.066	U
Cobalt	59	1	0.033	U	**0.065**	**B**	**0.068**	**B**	**0.084**	**B**	**0.095**	**B**
Copper	65	2	0.064	U	0.064	U	**0.075**	**B**	**0.14**	**B**	**0.13**	**B**
Iron	56	50	11	U	**21.1**	**B**	**24.2**	**B**	**27.5**	**B**	**29.7**	**B**
Lead	208	1	0.034	U	**0.097**	**B**	**0.13**	**B**	**0.13**	**B**	**0.13**	**B**
Manganese	55	1	0.14	U	**0.41**	**B**	**0.48**	**B**	**0.58**	**B**	**0.62**	**B**
Molybdenum	95	2	**0.98**	**B**	**0.25**	**B**	0.2	U	**0.26**	**B**	**0.28**	**B**
Nickel	60	2	0.1	U	0.1	U	**0.13**	**B**	**0.12**	**B**	**0.11**	**B**
Selenium	78	5	0.14	U	0.14	U	0.14	U	0.14	U	0.14	U
Silver	107	1	0.033	U	**0.067**	**B**	**0.08**	**B**	**0.087**	**B**	**0.093**	**B**
Thallium	205	1	**0.2**	**B**	**0.15**	**B**	**0.23**	**B**	**0.23**	**B**	**0.22**	**B**
Vanadium	51	20	0.6	U	0.6	U	0.6	U	0.6	U	0.6	U
Zinc	66	20	0.85	U	0.85	U	0.85	U	0.85	U	0.85	U

U Result is less than the IDL

B Result is between IDL and RL

Form 3 Equivalent

TestAmerica North Canton

Metals Data Reporting Form

Continuing Calibration Blank Results

Instrument: ICPMS **Units:** ug/L

Chart Number: I80831A.csv

Standard Source: _____ **Standard ID:** _____

Element	WL/ Mass	Report Limit	CCB 08/31/09 9:03 AM Found	Q	CCB 1 08/31/09 9:57 AM Found	Q	CCB 2 08/31/09 10:47 AM Found	Q	CCB 3 08/31/09 11:47 AM Found	Q	Found	Q
Antimony	121	2	0.055	U	0.055	U	0.055	U	**0.059**	**B**		
Arsenic	75	5	0.21	U	0.21	U	0.21	U	0.21	U		
Barium	137	1	0.052	U	0.052	U	0.052	U	0.052	U		
Beryllium	9	1	0.037	U	0.037	U	0.037	U	0.037	U		
Cadmium	111	1	0.027	U	0.027	U	**0.035**	**B**	**0.042**	**B**		
Chromium	52	2	0.066	U	**-0.076**	**B**	0.066	U	**-0.13**	**B**		
Cobalt	59	1	0.033	U	0.033	U	0.033	U	**0.034**	**B**		
Copper	65	2	0.064	U	0.064	U	0.064	U	0.064	U		
Iron	56	50	11	U	11	U	**11.8**	**B**	**13.5**	**B**		
Lead	208	1	0.034	U	0.034	U	0.034	U	**0.04**	**B**		
Manganese	55	1	0.14	U	0.14	U	**0.24**	**B**	**0.3**	**B**		
Molybdenum	95	2	**1.1**	**B**	**0.41**	**B**	**0.3**	**B**	**0.36**	**B**		
Nickel	60	2	0.1	U	0.1	U	0.1	U	0.1	U		
Potassium	39	1000	17	U	**24.2**	**B**	**31.5**	**B**	**34.8**	**B**		
Selenium	78	5	0.14	U	0.14	U	0.14	U	0.14	U		
Silver	107	1	0.033	U	0.033	U	0.033	U	**0.036**	**B**		
Thallium	205	1	**0.21**	**B**	**0.22**	**B**	**0.18**	**B**	**0.2**	**B**		
Vanadium	51	20	0.6	U	0.6	U	0.6	U	0.6	U		
Zinc	66	20	0.85	U	0.85	U	0.85	U	0.85	U		

U Result is less than the IDL

B Result is between IDL and RL

Form 3 Equivalent

TestAmerica North Canton

Metals Data Reporting Form

Continuing Calibration Blank Results

Instrument: ICPMS **Units:** ug/L

Chart Number: I80903A.csv

Standard Source: _____ **Standard ID:** _____

Element	WL/ Mass	Report Limit	CCB 09/03/09 8:50 AM Found	Q	CCB 1 09/03/09 9:26 AM Found	Q	CCB 2 09/03/09 10:09 AM Found	Q	Found	Q	Found	Q
Beryllium	9	1	0.037	U	0.037	U	0.037	U				

U Result is less than the IDL

B Result is between IDL and RL

Form 3 Equivalent

TestAmerica North Canton

Metals Data Reporting Form

Instrument Detection Limits

Instrument: CVAA-H1 **Units:** ppb

Element	Wavelength	Reporting Limit	IDL	Date of IDL
Mercury	253.700	0.2	0.10	01/13/09

TestAmerica North Canton

Metals Data Reporting Form

Instrument Detection Limits

Instrument: CVAA-H4 **Units:** ppb

Element	Wavelength	Reporting Limit	IDL	Date of IDL
Mercury	253.700	0.2	0.10	11/17/08

TestAmerica North Canton

Metals Data Reporting Form

Instrument Detection Limits

Instrument: ICPMS **Units:** ppb

Element	Mass	Reporting Limit	IDL	Date of IDL
Antimony	121	2.0	0.055	06/11/09
Arsenic	75	5.0	0.21	06/11/09
Barium	137	1.0	0.052	06/11/09
Beryllium	9	1.0	0.037	06/11/09
Cadmium	111	1.0	0.027	06/11/09
Chromium	52	2.0	0.066	06/11/09
Cobalt	59	1.0	0.033	06/11/09
Copper	65	2.0	0.064	06/11/09
Iron	56	50.0	11.0	06/11/09
Lead	208	1.0	0.034	06/11/09
Manganese	55	1.0	0.14	06/11/09
Molybdenum	95	2.0	0.20	06/11/09
Nickel	60	2.0	0.10	06/11/09
Potassium	39	1000.0	17.0	06/11/09
Selenium	78	5.0	0.14	06/11/09
Silver	107	1.0	0.033	06/11/09
Thallium	205	1.0	0.12	06/11/09
Vanadium	51	20.0	0.60	06/11/09
Zinc	66	20.0	0.85	06/11/09

TestAmerica North Canton

Metals Data Reporting Form

Linear Dynamic Ranges

Instrument: ICPMS **Units:** ppb

Element	Wavelength /Mass	Linear Range	Date of Linear Range
Antimony	121.00	1000	09/29/08
Arsenic	75.00	10000	09/29/08
Barium	137.00	10000	09/29/08
Beryllium	9.00	10000	09/29/08
Cadmium	111.00	10000	09/29/08
Chromium	52.00	10000	09/29/08
Cobalt	59.00	10000	09/29/08
Copper	65.00	10000	09/29/08
Iron	56.00	500000	09/29/08
Lead	208.00	10000	09/29/08
Manganese	55.00	10000	09/29/08
Molybdenum	95.00	10000	09/29/08
Nickel	60.00	10000	09/29/08
Potassium	39.00	350000	09/29/08
Selenium	78.00	10000	09/29/08
Silver	107.00	10000	09/29/08
Thallium	205.00	10000	09/29/08
Vanadium	51.00	10000	09/29/08
Zinc	66.00	10000	09/29/08

METHOD BLANK REPORT

General Chemistry

Client Lot #...: 9H19214 **Matrix.....:** WATER

PARAMETER	RESULT	REPORTING LIMIT	UNITS	METHOD	PREPARATION-ANALYSIS DATE	PREP BATCH #
Chloride		Work Order #: LJPPD1AA		MB Lot-Sample #:	A9H250000-291	
	ND	1.0	mg/L	MCAWW 300.0A	08/22/09	9237291
		Dilution Factor: 1				
Nitrate as N		Work Order #: LJPPH1AA		MB Lot-Sample #:	A9H250000-293	
	ND	0.10	mg/L	MCAWW 300.0A	08/22/09	9237293
		Dilution Factor: 1				
Nitrite as N		Work Order #: LJPPJ1AA		MB Lot-Sample #:	A9H250000-294	
	ND	0.10	mg/L	MCAWW 300.0A	08/22/09	9237294
		Dilution Factor: 1				
Nitrogen, as Ammonia		Work Order #: LJ70L1AA		MB Lot-Sample #:	A9I020000-150	
	ND	0.2	mg/L	MCAWW 350.3	09/02/09	9245150
		Dilution Factor: 1				
Phosphate as P, Ortho		Work Order #: LJPPK1AA		MB Lot-Sample #:	A9H250000-295	
	0.10 B	**0.50**	**mg/L**	**MCAWW 300.0A**	**08/22/09**	**9237295**
		Dilution Factor: 1				
Phosphate as P, Ortho		Work Order #: LJQ891AA		MB Lot-Sample #:	A9H260000-168	
	ND	0.50	mg/L	MCAWW 300.0A	08/25/09	9238168
		Dilution Factor: 1				
Sulfate		Work Order #: LJPPF1AA		MB Lot-Sample #:	A9H250000-292	
	ND	1.0	mg/L	MCAWW 300.0A	08/22/09	9237292
		Dilution Factor: 1				
Total Alkalinity		Work Order #: LJNXK1AA		MB Lot-Sample #:	A9H250000-093	
	4.6 B	**5.0**	**mg/L**	**MCAWW 310.1**	**08/25/09**	**9237093**
		Dilution Factor: 1				
Total Dissolved Solids		Work Order #: LJR941AA		MB Lot-Sample #:	A9H260000-395	
	ND	10	mg/L	MCAWW 160.1	08/26-08/27/09	9238395
		Dilution Factor: 1				

NOTE(S):

Calculations are performed before rounding to avoid round-off errors in calculated results.

B Estimated result. Result is less than RL.

METHOD BLANK REPORT

General Chemistry

Client Lot #...: 9H19214 **Matrix.....:** WATER

PARAMETER	RESULT	REPORTING LIMIT	UNITS	METHOD	PREPARATION-ANALYSIS DATE	PREP BATCH #
Dissolved Organic Carbon		Work Order #: LJPN41AA		MB Lot-Sample #:	A9H240000-317	
	ND	1	mg/L	SW846 9060	08/24/09	9236317
		Dilution Factor: 1				

NOTE(S):

Calculations are performed before rounding to avoid round-off errors in calculated results.

F: 9238161 OPO4: 9238168
Cl: 9238164-65 SO4: 9238170-71
Method: 300, 9056 NO2: 9238166
NO3: 9238167

TestAmerica
North Canton
Ion Chromatography

SEQUENCE: \\cansvr11\chem\WET\ic120.i\082509.b\DX120.m Instrument : ic120.i LEVEL 1 DATE: 8/25/09 Date Analyzed: 8/25/2009
LEVEL 2 CL IOC DATE: 8/26/09 Units: mg/L or mg/Kg

Inj #	Inj. Date	Sample ID	Matrix	Dil	FLUORIDE RL	FLUORIDE Result	CHLORIDE RL	CHLORIDE Result	NITRITE RL	NITRITE Result	BROMIDE RL	BROMIDE Result	NITRATE-N RL	NITRATE-N Result	O-PHOS-P RL	O-PHOS-P Result	SULFATE RL	SULFATE Result
		RLs:>>			1		1		0.5		0.5		0.5		0.5		1	
	24-Aug-09	Highest Cal Std conc & area			10	112094430	200	2.021E+09	10	168368560	40	127303723	10	180260219	10	65575961	200	1.326E+09
1	8/25/2009 16:20	ICV	L	1	P 96%	2.40	P 102%	51.10	P 96%	2.40	P 94%	9.40	P 96%	2.40	P 100%	2.50	P 96%	47.90
2	8/25/2009 16:37	ICB	L	1	P< 1	ND	P< 1	ND	P< 0.5	ND	P< 0.5	ND	P< 0.1	ND	P< 0.5	ND	P< 1	ND
3	8/25/2009 16:53	LCS	L	1	P 96%	2.40	P 102%	51.20	P 96%	2.40	P 94%	9.40	P 96%	2.40	P 100%	2.50	P 95%	47.40
4	8/25/2009 17:09	LCS DUP	L	1	P 96%	2.40	P 103%	51.40	P 96%	2.40	P 94%	9.40	P 96%	2.40	P 100%	2.50	P 95%	47.60
5	8/25/2009 17:26	LH35N	L	50	50 G	ND	50	4542.00	25 G	ND	25 G	ND	5	8.20	25 G	2.1 B	50	150.70
6	8/25/2009 17:42	LH35R	L	50	50 G	ND	50	4022.00	25 G	ND	25 G	ND	5	19.90	25 G	ND	50	180.20
7	8/25/2009 17:59	CCV	L	1	P 96%	2.40	P 102%	51.20	P 96%	2.40	P 94%	9.40	P 96%	2.40	Out 112%	2.80	P 95%	47.70
8	8/25/2009 18:15	CCB	L	1	P< 1	ND	P< 1	ND	P< 0.5	ND	P< 0.5	ND	P< 0.1	ND	P< 0.5	ND	P< 1	0.2 B
9	8/25/2009 18:31	LJPW8 X	L	1	1	0.2 B	1	184.60	0.5	ND	0.5	0.2 B	0.1	0.20	0.5	ND	1	196.30
10	8/25/2009 18:48	LJPXM ORG	L	1	1	0.2 B	1	Dil 2X	0.5	ND	0.5	0.3 B	0.1	0.10	0.5	ND	1	9.80
11	8/25/2009 19:04	LJPXM MS	L	1	P 96%	2.60	P 108%	Dil 2X	P 124%	3.10	P 101%	10.40	P 100%	2.60	P 192%	4.80	P 103%	61.10
12	8/25/2009 19:21	LJLXV X	L	1	1	0.1 B	1	44.70	0.5	ND	0.5	ND	0.1	ND	0.5	ND	1	4.80
13	8/25/2009 19:37	LJLXW X	L	1	1	ND	1	10.60	0.5	ND	0.5	ND	0.1	0.20	0.5	0.1 B 0.05063	1	2.40
14	8/25/2009 19:54	LJPNK	L	1	1	0.4 B	1	Dil 2X	0.5	ND	0.5	1.70	0.1	ND	0.5	0.1 B	1	6.20
15	8/25/2009 20:10	LJPNN	L	1	1	0.4 B	1	Dil 2X	0.5	ND	0.5	1.70	0.1	ND	0.5	ND	1	6.10
16	8/25/2009 20:26	LJPNP	L	1	1	0.4 B	1	Dil 2X	0.5	ND	0.5	1.40	0.1	ND	0.5	ND	1	10.00
17	8/25/2009 20:43	LJPKG	L	1	1	0.2 B	1	Dil 2X	0.5	ND	0.5	0.3 B	0.1	0.30	0.5	ND	1	74.80
18	8/25/2009 20:59	LJPKT	L	1	1	0.3 B	1	3.50	0.5	ND	0.5	ND	0.1	ND	0.5	ND	1	64.20
19	8/25/2009 21:16	CCV	L	1	P 96%	2.40	P 102%	51.10	P 96%	2.40	P 93%	9.30	P 96%	2.40	P 108%	2.70	P 95%	47.70
20	8/25/2009 21:32	CCB	L	1	P< 1	ND	P< 1	ND	P< 0.5	ND	P< 0.5	ND	P< 0.1	ND	P< 0.5	ND	P< 1	ND
21	8/25/2009 21:48	LJPKV	L	1	1	0.3 B	1	3.40	0.5	ND	0.5	ND	0.1	ND	0.5	ND	1	64.70
22	8/25/2009 22:05	LJPME	L	1	1	0.4 B	1	59.70	0.5	ND	0.5	0.3 B	0.1	ND	0.5	ND	1	59.30
23	8/25/2009 22:21	LJPNQ ORG	L	1	1	0.5 B	1	177.80	0.5	ND	0.5	0.80	0.1	ND	0.5	ND	1	37.60
24	8/25/2009 22:38	LJPNQ MS	L	1	P 104%	3.10	P 114%	Dil 0X	P 108%	2.70	P 100%	10.80	P 96%	2.40	P 228%	5.70	P 112%	93.60
25	8/25/2009 22:55	LJPNQ MSD	L	1	P 100%	3.00	P 108%	Dil 0X	P 108%	2.70	P 96%	10.40	P 92%	2.30	P 244%	6.10	P 109%	92.10

Eluent: WR90960
ICV/CCV: IC9303
LCS: IC9302

G - diluted for another analyte or matrix
B - estimated result, < RL

NCM: 01-0025758

DX-120 SpreadsheetLxls
VER. 2000 09 05

1629

North Canton

Method: 300, 9056

TestAmerica
North Canton
Ion Chromatography

SEQUENCE: \\cansvr11\chem\WET\ic120.i\082209.b\DX120.m Instrument : ic120.i LEVEL 1_____ DATE:_____ Date Analyzed: 8/22/2009

LEVEL 2_____ DATE:_____ Units: mg/L or mg/Kg

Inj #	Inj. Date	Sample ID	Matrix	Dil	FLUORIDE		CHLORIDE		NITRITE		BROMIDE		NITRATE-N		O-PHOS-P		SULFATE	
					RL	Result	RL	Result	RL	Result	RL	Result	RL	Result	RL	Result	RL	Result
		RLs:>>			1		1		0.5		0.5		0.5		0.5		1	
	11-Aug-09	Highest Cal Std conc & area			10	112527387	200	2.027E+09	10	162549109	40	127558140	10	180273514	10	62846529	200	1.33E+09
26	8/22/2009 20:21	CCB	L	1	P< 1	ND	P< 1	ND	P< 0.5	ND	P< 0.5	ND	P< 0.1	ND	P< 0.5	0.1 B	P< 1	ND
27	8/22/2009 20:37	LCS	L	1	P 100%	2.50	P 104%	51.80	P 100%	2.50	P 98%	9.80	P 96%	2.40	P 108%	2.70	P 97%	48.30
28	8/22/2009 20:53	LCSD	L	1	P 100%	2.50	P 104%	52.20	P 100%	2.50	P 98%	9.80	P 100%	2.50	P 108%	2.70	P 97%	48.30
29	8/22/2009 21:09	LJJRA ORG	L	1	1	0.1 B	1	14.80	0.5	ND	0.5	ND	0.1	0.10	0.5	0.1 B	1	3.50
30	8/22/2009 21:26	LJJRA MS	L	1	P 112%	2.90	P 111%	70.20	P 108%	2.70	P 103%	10.30	P 96%	2.50	P 236%	6.00	P 97%	52.20
31	8/22/2009 21:42	LJJRC	L	1	1	0.1 B	1	14.20	0.5	ND	0.5	ND	0.1	0.10	0.5	0.60	1	3.40
32	8/22/2009 21:59	LJJRD	L	1	1	0.1 B	1	14.80	0.5	ND	0.5	ND	0.1	ND	0.5	0.50	1	3.50
33	8/22/2009 22:15	LJJRE	L	1	1	0.1 B	1	14.30	0.5	ND	0.5	ND	0.1	0.10	0.5	0.4 B	1	3.40
34	8/22/2009 22:32	LJJRJ	L	1	1	ND	1	14.70	0.5	ND	0.5	ND	0.1	0.10	0.5	0.2 B	1	3.30
35	8/22/2009 22:48	CCV	L	1	P 100%	2.50	P 108%	54.00	P 100%	2.50	P 101%	10.10	P 100%	2.50	Out 120%	3.00	P 100%	49.90
36	8/22/2009 23:04	CCB	L	1	P< 1	ND	P< 1	ND	P< 0.5	ND	P< 0.5	ND	P< 0.1	ND	P< 0.5	ND	P< 1	ND
37	8/22/2009 23:21	LJLXR	L	1	1	0.1 B	1	124.70	0.5	0.3 B	0.5	0.2 B	0.1	ND	0.5	0.1 B	1	5.60
38	8/22/2009 23:37	LJLXT ORG	L	1	1	ND	1	11.80	0.5	ND	0.5	ND	0.1	0.70	0.5	0.1 B	1	4.90
39	8/22/2009 23:54	LJLXT MS	L	1	P 104%	2.60	P 110%	67.00	P 104%	2.60	P 99%	9.90	P 100%	3.20	P 248%	6.30	P 100%	94.70
40	8/23/2009 0:10	LJLXV	L	1	1	0.1 B	1	45.40	0.5	ND	0.5	ND	0.1	ND	0.5	1.10	1	5.40
41	8/23/2009 0:27	LJLXW	L	1	1	0.1 B	1	10.90	0.5	ND	0.5	ND	0.1	0.20	0.5	0.50	1	2.60
42	8/23/2009 0:43	LJLXX	L	1	1	ND	1	11.10	0.5	ND	0.5	ND	0.1	0.40	0.5	0.1 B	1	4.30
43	8/23/2009 0:59	LJLX0	L	1	1	ND	1	10.90	0.5	ND	0.5	ND	0.1	0.60	0.5	0.2 B	1	4.80
44	8/23/2009 1:16	LJLX1	L	1	1	ND	1	12.70	0.5	ND	0.5	ND	0.1	0.70	0.5	0.3 B	1	4.90
45	8/23/2009 1:32	LJLX2	L	1	1	ND	1	4.90	0.5	ND	0.5	ND	0.1	0.10	0.5	0.2 B	1	2.60
46	8/23/2009 1:49	LJLX3	L	1	1	ND	1	15.40	0.5	ND	0.5	ND	0.1	1.00	0.5	0.1 B	1	4.90
47	8/23/2009 2:05	CCV	L	1	P 100%	2.50	P 103%	51.50	P 100%	2.50	P 98%	9.80	P 96%	2.40	Out 112%	2.80	P 96%	48.10
48	8/23/2009 2:21	CCB	L	1	P< 1	ND	P< 1	ND	P< 0.5	ND	P< 0.5	ND	P< 0.1	ND	P< 0.5	0.1 B	P< 1	ND
49	8/23/2009 2:38	LCS	L	1	P 100%	2.50	P 105%	52.30	P 100%	2.50	P 99%	9.90	P 100%	2.50	Out 112%	2.80	P 97%	48.60
50	8/23/2009 2:54	LCSD	L	1	P 100%	2.50	P 104%	52.00	P 100%	2.50	P 98%	9.80	P 96%	2.40	P 108%	2.70	P 96%	48.00

OP04only

OK

high

high

G - diluted for another analyte or matrix
B - estimated result, < RL

DX-120 Spreadsheet.xls
VER . 2000 09 05

1472

North Canton

Title:
Datasource: D2NJR9B1_local
Location: IC120\DX120-DATA2009\DX120-AUGUST 2009
Timebase: IC120 Created: 8/22/2009 12:16:29 PM by wetchemnc
#Samples: 61 Last Update: 8/24/2009 8:49:53 AM by wetchemnc

No.	Name	Type	Program	Status	Inj. Date/Time	Comment
1	Rinse	Unknown	DX120_14min	Finished	8/22/2009 1:15:19 PM	ELUENT=WR90960
2	ICV ,,2	Unknown	DX120_14min	Finished	8/22/2009 1:31:44 PM	CCV=IC9303
3	ICB	Unknown	DX120_14min	Finished	8/22/2009 1:48:09 PM	LCS=IC9302
4	LCS,,3	Spiked	DX120_14min	Finished	8/22/2009 2:04:33 PM	
5	LCS DUP,,3	Spiked	DX120_14min	Finished	8/22/2009 2:20:58 PM	
6	LJJQF ORG	Unknown	DX120_14min	Finished	8/22/2009 2:37:23 PM	
7	LJJQF MS,,3	Unknown	DX120_14min	Finished	8/22/2009 2:53:47 PM	
8	LJJQG	Unknown	DX120_14min	Finished	8/22/2009 3:10:12 PM	
9	LJJQH	Unknown	DX120_14min	Finished	8/22/2009 3:25:32 PM	
10	LJJQJ	Unknown	DX120_14min	Finished	8/22/2009 3:41:48 PM	
11	LJJQL	Unknown	DX120_14min	Finished	8/22/2009 3:59:25 PM	
12	LJJQN	Unknown	DX120_14min	Finished	8/22/2009 4:15:56 PM	
13	LJJQP	Unknown	DX120_14min	Finished	8/22/2009 4:32:23 PM	
14	CCV,,2	Unknown	DX120_14min	Finished	8/22/2009 4:48:50 PM	
15	CCB	Unknown	DX120_14min	Finished	8/22/2009 5:05:17 PM	
16	LJJQQ ORG	Unknown	DX120_14min	Finished	8/22/2009 5:21:44 PM	
17	LJJQQ MS,,3	Unknown	DX120_14min	Finished	8/22/2009 5:38:11 PM	
18	LJJQT	Unknown	DX120_14min	Finished	8/22/2009 5:54:38 PM	
19	LJJQ0	Unknown	DX120_14min	Finished	8/22/2009 6:11:05 PM	
20	LJJQ1	Unknown	DX120_14min	Finished	8/22/2009 6:27:32 PM	
21	LJJQ2	Unknown	DX120_14min	Finished	8/22/2009 6:43:59 PM	
22	LJJQ3	Unknown	DX120_14min	Finished	8/22/2009 7:00:26 PM	
23	LJJQ6	Unknown	DX120_14min	Finished	8/22/2009 7:16:53 PM	
24	LJJQ7	Unknown	DX120_14min	Finished	8/22/2009 7:33:20 PM	
25	LJJQ8	Unknown	DX120_14min	Finished	8/22/2009 7:49:47 PM	
26	CCV,,2	Unknown	DX120_14min	Finished	8/22/2009 8:06:14 PM	
27	CCB	Unknown	DX120_14min	Finished	8/22/2009 8:21:36 PM	
28	LCS	Unknown	DX120_14min	Finished	8/22/2009 8:37:14 PM	
29	LCSD	Unknown	DX120_14min	Finished	8/22/2009 8:53:34 PM	
30	LJJRA ORG	Unknown	DX120_14min	Finished	8/22/2009 9:09:57 PM	
31	LJJRA MS,,3	Unknown	DX120_14min	Finished	8/22/2009 9:26:19 PM	
32	LJJRC	Unknown	DX120_14min	Finished	8/22/2009 9:42:41 PM	
33	LJJRD	Unknown	DX120_14min	Finished	8/22/2009 9:59:02 PM	
34	LJJRE	Unknown	DX120_14min	Finished	8/22/2009 10:15:25 PM	
35	LJJRJ	Unknown	DX120_14min	Finished	8/22/2009 10:32:06 PM	
36	CCV,,2	Unknown	DX120_14min	Finished	8/22/2009 10:48:32 PM	
37	CCB	Unknown	DX120_14min	Finished	8/22/2009 11:04:57 PM	
38	LJLXR	Unknown	DX120_14min	Finished	8/22/2009 11:21:22 PM	
39	LJLXT ORG	Unknown	DX120_14min	Finished	8/22/2009 11:37:47 PM	
40	LJLXT MS,,3	Unknown	DX120_14min	Finished	8/22/2009 11:54:12 PM	
41	LJLXV	Unknown	DX120_14min	Finished	8/23/2009 12:10:37 AM	
42	LJLXW	Unknown	DX120_14min	Finished	8/23/2009 12:27:02 AM	

Chromeleon © Dionex Corporation, Version 6.80 Build 2212

Sequence: 082209
Operator: wetchemnc
Printed: 8/24/2009 8:49:59 AM

Title:
Datasource: D2NJR9B1_local
Location: IC120\DX120-DATA2009\DX120-AUGUST 2009
Timebase: IC120
#Samples: 61
Created: 8/22/2009 12:16:29 PM by wetchemnc
Last Update: 8/24/2009 8:49:53 AM by wetchemnc

No.	Name	Type	Program	Status	Inj. Date/Time	Comment
43	LJLXX	Unknown	DX120_14min	Finished	8/23/2009 12:43:25 AM	
44	LJLX0	Unknown	DX120_14min	Finished	8/23/2009 12:59:49 AM	
45	LJLX1	Unknown	DX120_14min	Finished	8/23/2009 1:16:14 AM	
46	LJLX2	Unknown	DX120_14min	Finished	8/23/2009 1:32:39 AM	
47	LJLX3	Unknown	DX120_14min	Finished	8/23/2009 1:49:03 AM	
48	CCV,,2	Unknown	DX120_14min	Finished	8/23/2009 2:05:28 AM	
49	CCB	Unknown	DX120_14min	Finished	8/23/2009 2:21:53 AM	
50	LCS,,3	Unknown	DX120_14min	Finished	8/23/2009 2:38:17 AM	
51	LCSD,,3	Unknown	DX120_14min	Finished	8/23/2009 2:54:42 AM	
52	LJLX4 ORG	Unknown	DX120_14min	Finished	8/23/2009 3:11:07 AM	
53	LJLX4 MS,,3	Unknown	DX120_14min	Finished	8/23/2009 3:27:31 AM	
54	LJLX5	Unknown	DX120_14min	Finished	8/23/2009 3:43:56 AM	
55	LJLX6	Unknown	DX120_14min	Finished	8/23/2009 4:00:21 AM	
56	LJLX7	Unknown	DX120_14min	Finished	8/23/2009 4:16:45 AM	
57	LJLX8	Unknown	DX120_14min	Finished	8/23/2009 4:33:10 AM	
58	LJLX9	Unknown	DX120_14min	Finished	8/23/2009 4:49:34 AM	
59	CCV,,2	Unknown	DX120_14min	Finished	8/23/2009 5:05:59 AM	
60	CCB	Unknown	DX120_14min	Finished	8/23/2009 5:22:23 AM	
61	Halt	Unknown	DX120_Halt	Finished	8/23/2009 5:38:48 AM	

Jeel
SS
8.24.09

Chromeleon © Dionex Corporation, Version 6.80 Build 2212

Sequence: 082509
Operator: wetchemnc
Printed: 8/26/2009 8:16:29 AM

Title:
Datasource: D2NJR9B1_local
Location: IC120\DX120-DATA2009\DX120-AUGUST 2009
Timebase: IC120
#Samples: 58

Created: 8/25/2009 3:43:10 PM by wetchemnc
Last Update: 8/25/2009 6:27:41 PM by wetchemnc

No.	Name	Type	Program	Status	Inj. Date/Time	Comment
1	Rinse	Unknown	DX120_14min	Finished	8/25/2009 4:04:20 PM	ELUENT=WR90960
2	ICV ,,2	Unknown	DX120_14min	Finished	8/25/2009 4:20:40 PM	CCV=IC9303
3	ICB	Unknown	DX120_14min	Finished	8/25/2009 4:37:04 PM	LCS=IC9302
4	LCS,,3	Spiked	DX120_14min	Finished	8/25/2009 4:53:29 PM	
5	LCS DUP,,3	Spiked	DX120_14min	Finished	8/25/2009 5:09:54 PM	
6	LH35N,50	Unknown	DX120_14min	Finished	8/25/2009 5:26:19 PM	
7	LH35R,50	Unknown	DX120_14min	Finished	8/25/2009 5:42:43 PM	
8	CCV,,2	Unknown	DX120_14min	Finished	8/25/2009 5:59:08 PM	
9	CCB	Unknown	DX120_14min	Finished	8/25/2009 6:15:33 PM	
10	LJPW8	Unknown	DX120_14min	Finished	8/25/2009 6:31:58 PM	
11	LJPXM ORG	Unknown	DX120_14min	Finished	8/25/2009 6:48:22 PM	
12	LJPXM MS	Unknown	DX120_14min	Finished	8/25/2009 7:04:47 PM	
13	LJLXV	Unknown	DX120_14min	Finished	8/25/2009 7:21:12 PM	
14	LJLXW	Unknown	DX120_14min	Finished	8/25/2009 7:37:37 PM	
15	LJPNK	Unknown	DX120_14min	Finished	8/25/2009 7:54:02 PM	
16	LJPNN	Unknown	DX120_14min	Finished	8/25/2009 8:10:27 PM	
17	LJPNP	Unknown	DX120_14min	Finished	8/25/2009 8:26:51 PM	
18	LJPKG	Unknown	DX120_14min	Finished	8/25/2009 8:43:15 PM	
19	LJPKT	Unknown	DX120_14min	Finished	8/25/2009 8:59:39 PM	
20	CCV,,2	Unknown	DX120_14min	Finished	8/25/2009 9:16:04 PM	
21	CCB	Unknown	DX120_14min	Finished	8/25/2009 9:32:29 PM	
22	LJPKV	Unknown	DX120_14min	Finished	8/25/2009 9:48:53 PM	
23	LJPME	Unknown	DX120_14min	Finished	8/25/2009 10:05:18 PM	
24	LJPNQ ORG	Unknown	DX120_14min	Finished	8/25/2009 10:21:43 PM	
25	LJPNQ MS	Unknown	DX120_14min	Finished	8/25/2009 10:38:08 PM	
26	LJPNQ MSD	Unknown	DX120_14min	Finished	8/25/2009 10:55:39 PM	
27	LH4NE,500	Unknown	DX120_14min	Finished	8/25/2009 11:12:12 PM	
28	LH4NK,500	Unknown	DX120_14min	Finished	8/25/2009 11:28:39 PM	
29	LH4NL,500	Unknown	DX120_14min	Finished	8/25/2009 11:45:06 PM	
30	LH7A9	Unknown	DX120_14min	Finished	8/26/2009 12:01:33 AM	
31	LH7A9,10	Unknown	DX120_14min	Finished	8/26/2009 12:18:00 AM	
32	CCV,,2	Unknown	DX120_14min	Finished	8/26/2009 12:34:27 AM	
33	CCB	Unknown	DX120_14min	Finished	8/26/2009 12:50:54 AM	
34	LCS,,3	Unknown	DX120_14min	Finished	8/26/2009 1:07:04 AM	
35	LCS DUP,,3	Unknown	DX120_14min	Finished	8/26/2009 1:23:24 AM	
36	LH7CK	Unknown	DX120_14min	Finished	8/26/2009 1:39:48 AM	
37	LH7CK,10	Unknown	DX120_14min	Finished	8/26/2009 1:56:12 AM	
38	LJD6J ORG	Unknown	DX120_14min	Finished	8/26/2009 2:12:36 AM	
39	LJD6J MS	Unknown	DX120_14min	Finished	8/26/2009 2:29:00 AM	
40	LJD6J MSD	Unknown	DX120_14min	Finished	8/26/2009 2:45:24 AM	
41	LJD57	Unknown	DX120_14min	Finished	8/26/2009 3:01:49 AM	
42	LJD6A	Unknown	DX120_14min	Finished	8/26/2009 3:18:13 AM	

Verified 8/26/09 MMH

Chromeleon © Dionex Corporation, Version 6.80 Build 2212

Sequence: 082509
Operator: wetchemnc
Printed: 8/26/2009 8:16:29 AM

Title:
Datasource: D2NJR9B1_local
Location: IC120\DX120-DATA2009\DX120-AUGUST 2009
Timebase: IC120
#Samples: 58
Created: 8/25/2009 3:43:10 PM by wetchemnc
Last Update: 8/25/2009 6:27:41 PM by wetchemnc

No.	Name	Type	Program	Status	Inj. Date/Time	Comment
43	LJD6D	Unknown	DX120_14min	Finished	8/26/2009 3:34:42 AM	
44	CCV,,2	Unknown	DX120_14min	Finished	8/26/2009 3:51:07 AM	
45	CCB	Unknown	DX120_14min	Finished	8/26/2009 4:07:32 AM	
46	LJD6G	Unknown	DX120_14min	Finished	8/26/2009 4:23:56 AM	
47	LJJVD	Unknown	DX120_14min	Finished	8/26/2009 4:40:21 AM	
48	LJJVD,2	Unknown	DX120_14min	Finished	8/26/2009 4:56:46 AM	
49	LJJWK ORG	Unknown	DX120_14min	Finished	8/26/2009 5:13:11 AM	
50	LJJWK MS	Unknown	DX120_14min	Finished	8/26/2009 5:29:36 AM	
51	LJJWK,2	Unknown	DX120_14min	Finished	8/26/2009 5:44:52 AM	
52	LCS,,3	Unknown	DX120_14min	Finished	8/26/2009 6:01:08 AM	
53	LCS DUP,,3	Unknown	DX120_14min	Finished	8/26/2009 6:17:30 AM	
54	LJLX5	Unknown	DX120_14min	Finished	8/26/2009 6:33:52 AM	
55	LJLX6	Unknown	DX120_14min	Finished	8/26/2009 6:50:15 AM	
56	CCV,,2	Unknown	DX120_14min	Finished	8/26/2009 7:06:37 AM	
57	CCB	Unknown	DX120_14min	Finished	8/26/2009 7:22:59 AM	
58	Halt	Unknown	DX120_Halt	Finished	8/26/2009 7:39:21 AM	

Chromeleon © Dionex Corporation, Version 6.80 Build 2212

Report Date : 13-Aug-2009 13:29

TestAmerica North Canton

INITIAL CALIBRATION DATA

Start Cal Date : 11-AUG-2009 09:44
End Cal Date : 11-AUG-2009 11:55
Quant Method : ESTD
Target Version : 4.14
Integrator : Falcon
Method file : \\cansvr11\dd\chem\WET\ic120.i\081109.b\DX120.m
Last Edit : 12-Aug-2009 09:39 kulasekere

Calibration File Names:
Level 1: \\cansvr11\dd\WET\ic120.i\081109.b\0010.d
Level 2: \\cansvr11\dd\WET\ic120.i\081109.b\0009.d
Level 3: \\cansvr11\dd\WET\ic120.i\081109.b\0008.d
Level 4: \\cansvr11\dd\WET\ic120.i\081109.b\0007.d
Level 5: \\cansvr11\dd\WET\ic120.i\081109.b\0006.d
Level 6: \\cansvr11\dd\WET\ic120.i\081109.b\0005.d
Level 7: \\cansvr11\dd\WET\ic120.i\081109.b\0004.d
Level 8: \\cansvr11\dd\WET\ic120.i\081109.b\0003.d
Level 9: \\cansvr11\dd\WET\ic120.i\081109.b\0002.d

Compound	0.0500000 Level 1	0.2500000 Level 2	0.5000000 Level 3	1.0000 Level 4	2.5000 Level 5	4.0000 Level 6	Curve	Coefficients b	m1	m2	%RSD or R^2
	5.0000 Level 7	7.5000 Level 8	10.0000 Level 9								
1 Fluoride	8740420	9705240	9764276	9668795	10128761	10496099					
	10567958	10905293	11252739				AVRG		10136620		7.51708
2 Chloride	6964425	6826388	7160165	7646848	8844806	9461169					
	9561140	9883865	10135562				AVRG		8498263		15.80962
3 Nitrite	14157040	13322824	14013254	13753956	14566516	15464367					
	15358525	15817590	16254911				AVRG		14745443		6.88354

Report Date : 13-Aug-2009 13:29

TestAmerica North Canton

INITIAL CALIBRATION DATA

Start Cal Date : 11-AUG-2009 09:44
End Cal Date : 11-AUG-2009 11:55
Quant Method : ESTD
Target Version : 4.14
Integrator : Falcon
Method file : \\cansvr11\dd\chem\WET\ic120.i\081109.b\DX120.m
Last Edit : 12-Aug-2009 09:39 kulasekere

Compound	0.0500000 Level 1	0.2500000 Level 2	0.5000000 Level 3	1.0000 Level 4	2.5000 Level 5	4.0000 Level 6	Curve	Coefficients b	m1	m2	%RSD or R^2
	5.0000 Level 7	7.5000 Level 8	10.0000 Level 9								
4 Bromide	2687980	2798160	2786224	2769818	2838477	2973530					
	2969898	3072639	3188954				AVRG		2898409		5.62401
5 Nitrate	17951760	15498940	15731992	15763085	16177801	16671673					
	16749611	17320375	18027351				AVRG		16654732		5.70746
6 Phosphate	185890	1102596	2349724	6443377	15362604	24635689					
	30493655	46523450	62846529				LINR	0.06454	6285539		0.99973
7 Sulfate	5060829	4871266	4916489	5053050	5455274	5848791					
	6014402	6372186	6652340				AVRG		5582736		11.92162

Report Date : 24-Aug-2009 09:00

TestAmerica North Canton

INITIAL CALIBRATION DATA

Start Cal Date : 11-AUG-2009 09:44
End Cal Date : 11-AUG-2009 11:55
Quant Method : ESTD
Target Version : 4.14
Integrator : Falcon
Method file : \\cansvr11\chem\WET\ic120.i\082209.b\DX120.m
Last Edit : 24-Aug-2009 08:59 scotts

Calibration File Names:
Level 1: \\cansvr11\chem\WET\ic120.i\081109.b\0010.d
Level 2: \\cansvr11\chem\WET\ic120.i\081109.b\0009.d
Level 3: \\cansvr11\chem\WET\ic120.i\081109.b\0008.d
Level 4: \\cansvr11\chem\WET\ic120.i\081109.b\0007.d
Level 5: \\cansvr11\chem\WET\ic120.i\081109.b\0006.d
Level 6: \\cansvr11\chem\WET\ic120.i\081109.b\0005.d
Level 7: \\cansvr11\chem\WET\ic120.i\081109.b\0004.d
Level 8: \\cansvr11\chem\WET\ic120.i\081109.b\0003.d
Level 9: \\cansvr11\chem\WET\ic120.i\081109.b\0002.d

Compound	0.0500000 Level 1	0.2500000 Level 2	0.5000000 Level 3	1.0000 Level 4	2.5000 Level 5	4.0000 Level 6	Curve	Coefficients b	m1	m2	%RSD or R^2
	5.0000 Level 7	7.5000 Level 8	10.0000 Level 9								
1 Fluoride	8740420	9705240	9764276	9668795	10128761	10496099					
	10567958	10905293	11252739				AVRG		10136620		7.51708
2 Chloride	6964425	6826388	7160165	7646848	8844806	9461169					
	9561140	9883865	10135562				AVRG		8498263		15.80962
3 Nitrite	14157040	13322824	14013254	13753956	14566516	15464367					
	15358525	15817590	16254911				AVRG		14745443		6.88354

Report Date : 24-Aug-2009 09:00

TestAmerica North Canton

INITIAL CALIBRATION DATA

Start Cal Date : 11-AUG-2009 09:44
End Cal Date : 11-AUG-2009 11:55
Quant Method : ESTD
Target Version : 4.14
Integrator : Falcon
Method file : \\cansvr11\chem\WET\ic120.i\082209.b\DX120.m
Last Edit : 24-Aug-2009 08:59 scotts

Compound	0.0500000 Level 1	0.2500000 Level 2	0.5000000 Level 3	1.0000 Level 4	2.5000 Level 5	4.0000 Level 6	Curve	Coefficients b	m1	m2	%RSD or R^2
	5.0000 Level 7	7.5000 Level 8	10.0000 Level 9								
4 Bromide	2687980	2798160	2786224	2769818	2838477	2973530					
	2969898	3072639	3188954				AVRG		2898409		5.62401
5 Nitrate	17951760	15498940	15731992	15763085	16177801	16671673					
	16749611	17320375	18027351				AVRG		16654732		5.70746
6 Phosphate	185890	1102596	2349724	6443377	15362604	24635689					
	30493655	46523450	62846529				LINR	0.06454	6285539		0.99973
7 Sulfate	5060829	4871266	4916489	5053050	5455274	5848791					
	6014402	6372186	6652340				AVRG		5582736		11.92162

Data File: \\cansvr11\chem\WET\ic120.i\082209.b\0002.d
Report Date: 25-Aug-2009 17:31

TestAmerica North Canton

CONTINUING CALIBRATION COMPOUNDS

Instrument ID: ic120.i Injection Date: 22-AUG-2009 13:31
Lab File ID: 0002.d Init. Cal. Date(s): 11-AUG-2009 11-AUG-2009
Analysis Type: WATER Init. Cal. Times: 09:44 11:55
Lab Sample ID: ICV Quant Type: ESTD
Method: \\cansvr11\chem\WET\ic120.i\082209.b\DX120.m

COMPOUND	RRF / AMOUNT	RF3	CCAL RRF3	MIN RRF	%D / %DRIFT	MAX %D / %DRIFT	CURVE TYPE	
1 Fluoride	10136620	10199249	10199249	0.010	-0.61785	10.00000	Averaged	
2 Chloride	8498263	9128709	9128709	0.010	-7.41853	10.00000	Averaged	
3 Nitrite	14745443	14807142	14807142	0.010	-0.41843	10.00000	Averaged	
4 Bromide	2898409	2911718	2911718	0.010	-0.45918	10.00000	Averaged	
5 Nitrate	16654732	16681032	16681032	0.010	-0.15791	10.00000	Averaged	
6 Phosphate	2.50000	3.00742	7399030	0.010	-20.29677	10.00000	Linear	<-
7 Sulfate	5582736	5565918	5565918	0.010	0.30126	10.00000	Averaged	

Data File: \\cansvr11\chem\WET\ic120.i\082209.b\0014.d
Report Date: 25-Aug-2009 17:32

TestAmerica North Canton

CONTINUING CALIBRATION COMPOUNDS

Instrument ID: ic120.i Injection Date: 22-AUG-2009 16:48
Lab File ID: 0014.d Init. Cal. Date(s): 11-AUG-2009 11-AUG-2009
Analysis Type: WATER Init. Cal. Times: 09:44 11:55
Lab Sample ID: CCV Quant Type: ESTD
Method: \\cansvr11\chem\WET\ic120.i\082209.b\DX120.m

COMPOUND	RRF / AMOUNT	RF3	CCAL RRF3	MIN RRF	%D / %DRIFT	MAX %D / %DRIFT	CURVE TYPE
1 Fluoride	10136620	10301432	10301432	0.010	-1.62591	10.00000	Averaged
2 Chloride	8498263	9206314	9206314	0.010	-8.33172	10.00000	Averaged
3 Nitrite	14745443	14918764	14918764	0.010	-1.17542	10.00000	Averaged
4 Bromide	2898409	2946615	2946615	0.010	-1.66319	10.00000	Averaged
5 Nitrate	16654732	16949192	16949192	0.010	-1.76802	10.00000	Averaged
6 Phosphate	2.50000	3.14026	7733024	0.010	-25.61046	10.00000	Linear <-
7 Sulfate	5582736	5573868	5573868	0.010	0.15885	10.00000	Averaged

Data File: \\cansvr11\chem\WET\ic120.i\082209.b\0036.d
Report Date: 25-Aug-2009 17:32

TestAmerica North Canton

CONTINUING CALIBRATION COMPOUNDS

Instrument ID: ic120.i Injection Date: 22-AUG-2009 22:48
Lab File ID: 0036.d Init. Cal. Date(s): 11-AUG-2009 11-AUG-2009
Analysis Type: WATER Init. Cal. Times: 09:44 11:55
Lab Sample ID: CCV Quant Type: ESTD
Method: \\cansvr11\chem\WET\ic120.i\082209.b\DX120.m

COMPOUND	RRF / AMOUNT	RF3	CCAL RRF3	MIN RRF	%D / %DRIFT	MAX %D / %DRIFT	CURVE TYPE	
1 Fluoride	10136620	10330366	10330366	0.010	-1.91135	10.00000	Averaged	
2 Chloride	8498263	9183225	9183225	0.010	-8.06002	10.00000	Averaged	
3 Nitrite	14745443	14917193	14917193	0.010	-1.16477	10.00000	Averaged	
4 Bromide	2898409	2928193	2928193	0.010	-1.02760	10.00000	Averaged	
5 Nitrate	16654732	16813073	16813073	0.010	-0.95073	10.00000	Averaged	
6 Phosphate	2.50000	2.98615	7345555	0.010	-19.44601	10.00000	Linear	<-
7 Sulfate	5582736	5575775	5575775	0.010	0.12469	10.00000	Averaged	

CCV for orthophosphate, nitrate, sulfate, chloride on (sample MRC-MW81B-082109 MRC-MW43A-082109

Data File: \\cansvr11\chem\WET\ic120.i\082209.b\0048.d
Report Date: 25-Aug-2009 17:32

TestAmerica North Canton

CONTINUING CALIBRATION COMPOUNDS

Instrument ID: ic120.i
Lab File ID: 0048.d
Analysis Type: WATER
Lab Sample ID: CCV
Method: \\cansvr11\chem\WET\ic120.i\082209.b\DX120.m

Injection Date: 23-AUG-2009 02:05
Init. Cal. Date(s): 11-AUG-2009 11-AUG-2009
Init. Cal. Times: 09:44 11:55
Quant Type: ESTD

COMPOUND	RRF / AMOUNT	RF3	CCAL RRF3	MIN RRF	%D / %DRIFT	MAX %D / %DRIFT	CURVE TYPE	
1 Fluoride	10136620	9979491	9979491	0.010	1.55011	10.00000	Averaged	
2 Chloride	8498263	8747646	8747646	0.010	-2.93452	10.00000	Averaged	
3 Nitrite	14745443	14752402	14752402	0.010	-0.04719	10.00000	Averaged	
4 Bromide	2898409	2827838	2827838	0.010	2.43482	10.00000	Averaged	
5 Nitrate	16654732	16052328	16052328	0.010	3.61702	10.00000	Averaged	
6 Phosphate	2.50000	2.79171	6856698	0.010	-11.66853	10.00000	Linear	<-
7 Sulfate	5582736	5371088	5371088	0.010	3.79111	10.00000	Averaged	

This is the CCV for orthophosphate nitrate nitrite sulfate

for sample
MRC-MW43A-082109
MRC-MW81B-082109

Data File: \\cansvr11\chem\WET\ic120.i\082209.b\0059.d
Report Date: 25-Aug-2009 17:32

TestAmerica North Canton

CONTINUING CALIBRATION COMPOUNDS

Instrument ID: ic120.i
Lab File ID: 0059.d
Analysis Type: WATER
Lab Sample ID: CCV
Method: \\cansvr11\chem\WET\ic120.i\082209.b\DX120.m

Injection Date: 23-AUG-2009 05:05
Init. Cal. Date(s): 11-AUG-2009 11-AUG-2009
Init. Cal. Times: 09:44 11:55
Quant Type: ESTD

COMPOUND	RRF / AMOUNT	RF3	CCAL RRF3	MIN RRF	%D / %DRIFT	MAX %D / %DRIFT	CURVE TYPE	
1 Fluoride	10136620	9987016	9987016	0.010	1.47587	10.00000	Averaged	
2 Chloride	8498263	8809326	8809326	0.010	-3.66031	10.00000	Averaged	
3 Nitrite	14745443	14719276	14719276	0.010	0.17746	10.00000	Averaged	
4 Bromide	2898409	2848130	2848130	0.010	1.73472	10.00000	Averaged	
5 Nitrate	16654732	16186678	16186678	0.010	2.81033	10.00000	Averaged	
6 Phosphate	2.50000	2.81392	6912528	0.010	-12.55675	10.00000	Linear	<-
7 Sulfate	5582736	5416051	5416051	0.010	2.98573	10.00000	Averaged	

Report Date : 26-Aug-2009 11:42

TestAmerica North Canton

INITIAL CALIBRATION DATA

Start Cal Date : 24-AUG-2009 13:36
End Cal Date : 24-AUG-2009 15:47
Quant Method : ESTD
Target Version : 4.14
Integrator : Falcon
Method file : \\cansvr11\dd\chem\WET\ic120.i\082509.b\DX120.m
Last Edit : 26-Aug-2009 08:22 scotts

Calibration File Names:
Level 1: \\cansvr11\dd\WET\ic120.i\082409.b\0010.d
Level 2: \\cansvr11\dd\WET\ic120.i\082409.b\0009.d
Level 3: \\cansvr11\dd\WET\ic120.i\082409.b\0008.d
Level 4: \\cansvr11\dd\WET\ic120.i\082409.b\0007.d
Level 5: \\cansvr11\dd\WET\ic120.i\082409.b\0006.d
Level 6: \\cansvr11\dd\WET\ic120.i\082409.b\0005.d
Level 7: \\cansvr11\dd\WET\ic120.i\082409.b\0004.d
Level 8: \\cansvr11\dd\WET\ic120.i\082409.b\0003.d
Level 9: \\cansvr11\dd\WET\ic120.i\082409.b\0002.d

Compound	0.0500000 Level 1	0.2500000 Level 2	0.5000000 Level 3	1.0000 Level 4	2.5000 Level 5	4.0000 Level 6	Curve	Coefficients b	m1	m2	%RSD or R^2
	5.0000 Level 7	7.5000 Level 8	10.0000 Level 9								
1 Fluoride	11509040	9914944	9722824	9593420	9948203	10270836					
	10473934	10884966	11209443				AVRG		10391957		6.53579
2 Chloride	7729512	6780579	7050573	7629463	8653788	9240974					
	9501463	9866187	10106777				AVRG		8506591		14.65456
3 Nitrite	15427500	14728952	14460830	14518400	15118127	15521267					
	15579640	16152147	16836856				AVRG		15371524		5.07042

Report Date : 26-Aug-2009 11:42

TestAmerica North Canton

INITIAL CALIBRATION DATA

Start Cal Date : 24-AUG-2009 13:36
End Cal Date : 24-AUG-2009 15:47
Quant Method : ESTD
Target Version : 4.14
Integrator : Falcon
Method file : \\cansvr11\dd\chem\WET\ic120.i\082509.b\DX120.m
Last Edit : 26-Aug-2009 08:22 scotts

Compound	0.0500000 Level 1	0.2500000 Level 2	0.5000000 Level 3	1.0000 Level 4	2.5000 Level 5	4.0000 Level 6	Curve	Coefficients b	m1	m2	%RSD or R^2
	5.0000 Level 7	7.5000 Level 8	10.0000 Level 9								
4 Bromide	3665325	2879955	2745431	2761982	2819322	2921120					
	2956530	3074972	3182593				AVRG		3000803		9.55892
5 Nitrate	20893480	16474036	15685910	15686200	15878503	16367173					
	16690577	17382052	18026022				AVRG		17009328		9.71404
6 Phosphate	199904	1479026	3777149	6912627	15888732	25698091					
	31664955	47956735	65575961				LINR	0.00774	6480670		0.99947
7 Sulfate	5766715	4849300	4942709	5002002	5335706	5747531					
	5934506	6326987	6632319				AVRG		5615308		11.22175

Report Date : 25-Aug-2009 17:02

TestAmerica North Canton

INITIAL CALIBRATION DATA

Start Cal Date : 24-AUG-2009 13:36
End Cal Date : 24-AUG-2009 15:47
Quant Method : ESTD
Target Version : 4.14
Integrator : Falcon
Method file : \\cansvr11\dd\chem\WET\ic120.i\082409.b\DX120.m
Last Edit : 25-Aug-2009 12:10 scotts

Calibration File Names:
Level 1: \\cansvr11\dd\WET\ic120.i\082409.b\0010.d
Level 2: \\cansvr11\dd\WET\ic120.i\082409.b\0009.d
Level 3: \\cansvr11\dd\WET\ic120.i\082409.b\0008.d
Level 4: \\cansvr11\dd\WET\ic120.i\082409.b\0007.d
Level 5: \\cansvr11\dd\WET\ic120.i\082409.b\0006.d
Level 6: \\cansvr11\dd\WET\ic120.i\082409.b\0005.d
Level 7: \\cansvr11\dd\WET\ic120.i\082409.b\0004.d
Level 8: \\cansvr11\dd\WET\ic120.i\082409.b\0003.d
Level 9: \\cansvr11\dd\WET\ic120.i\082409.b\0002.d

Compound	0.0500000 Level 1	0.2500000 Level 2	0.5000000 Level 3	1.0000 Level 4	2.5000 Level 5	4.0000 Level 6	Curve	Coefficients b	m1	m2	%RSD or R^2
	5.0000 Level 7	7.5000 Level 8	10.0000 Level 9								
1 Fluoride	11509040	9914944	9722824	9593420	9948203	10270836					
	10473934	10884966	11209443				AVRG		10391957		6.53579
2 Chloride	7729512	6780579	7050573	7629463	8653788	9240974					
	9501463	9866187	10106777				AVRG		8506591		14.65456
3 Nitrite	15427500	14728952	14460830	14518400	15118127	15521267					
	15579640	16152147	16836856				AVRG		15371524		5.07042

Report Date : 25-Aug-2009 17:02

TestAmerica North Canton

INITIAL CALIBRATION DATA

Start Cal Date : 24-AUG-2009 13:36
End Cal Date : 24-AUG-2009 15:47
Quant Method : ESTD
Target Version : 4.14
Integrator : Falcon
Method file : \\cansvr11\dd\chem\WET\ic120.i\082409.b\DX120.m
Last Edit : 25-Aug-2009 12:10 scotts

Compound	0.0500000 Level 1	0.2500000 Level 2	0.5000000 Level 3	1.0000 Level 4	2.5000 Level 5	4.0000 Level 6	Curve	Coefficients b	m1	m2	%RSD or R^2
	5.0000 Level 7	7.5000 Level 8	10.0000 Level 9								
4 Bromide	3665325	2879955	2745431	2761982	2819322	2921120					
	2956530	3074972	3182593				AVRG		3000803		9.55892
5 Nitrate	20893480	16474036	15685910	15686200	15878503	16367173					
	16690577	17382052	18026022				AVRG		17009328		9.71404
6 Phosphate	199904	1479026	3777149	6912627	15888732	25698091					
	31664955	47956735	65575961				LINR	0.00774	6480670		0.99947
7 Sulfate	5766715	4849300	4942709	5002002	5335706	5747531					
	5934506	6326987	6632319				AVRG		5615308		11.22175

Data File: \\cansvr11\chem\WET\ic120.i\082509.b\0008.d
Report Date: 26-Aug-2009 08:22

TestAmerica North Canton

CONTINUING CALIBRATION COMPOUNDS

Instrument ID: ic120.i Injection Date: 25-AUG-2009 17:59
Lab File ID: 0008.d Init. Cal. Date(s): 24-AUG-2009 24-AUG-2009
Analysis Type: WATER Init. Cal. Times: 13:36 15:47
Lab Sample ID: CCV Quant Type: ESTD
Method: \\cansvr11\chem\WET\ic120.i\082509.b\DX120.m

COMPOUND	RRF / AMOUNT	RF3	CCAL RRF3	MIN RRF	%D / %DRIFT	MAX %D / %DRIFT	CURVE TYPE
1 Fluoride	10391957	9935652	9935652	0.010	4.39094	10.00000	Averaged
2 Chloride	8506591	8705222	8705222	0.010	-2.33503	10.00000	Averaged
3 Nitrite	15371524	14710119	14710119	0.010	4.30279	10.00000	Averaged
4 Bromide	3000803	2806563	2806563	0.010	6.47293	10.00000	Averaged
5 Nitrate	17009328	16093716	16093716	0.010	5.38300	10.00000	Averaged
6 Phosphate	2.50000	2.77501	7173502	0.010	-11.00036	10.00000	Linear <-
7 Sulfate	5615308	5356210	5356210	0.010	4.61415	10.00000	Averaged

Data File: \\cansvr11\chem\WET\ic120.i\082509.b\0020.d
Report Date: 26-Aug-2009 08:22

TestAmerica North Canton

CONTINUING CALIBRATION COMPOUNDS

Instrument ID: ic120.i Injection Date: 25-AUG-2009 21:16
Lab File ID: 0020.d Init. Cal. Date(s): 24-AUG-2009 24-AUG-2009
Analysis Type: WATER Init. Cal. Times: 13:36 15:47
Lab Sample ID: CCV Quant Type: ESTD
Method: \\cansvr11\chem\WET\ic120.i\082509.b\DX120.m

COMPOUND	RRF / AMOUNT	RF3	CCAL RRF3	MIN RRF	%D / %DRIFT	MAX %D / %DRIFT	CURVE TYPE
1 Fluoride	10391957	9919486	9919486	0.010	4.54650	10.00000	Averaged
2 Chloride	8506591	8688052	8688052	0.010	-2.13319	10.00000	Averaged
3 Nitrite	15371524	14531453	14531453	0.010	5.46511	10.00000	Averaged
4 Bromide	3000803	2805064	2805064	0.010	6.52289	10.00000	Averaged
5 Nitrate	17009328	16088243	16088243	0.010	5.41518	10.00000	Averaged
6 Phosphate	2.50000	2.74693	7100724	0.010	-9.87736	10.00000	Linear
7 Sulfate	5615308	5361518	5361518	0.010	4.51961	10.00000	Averaged

Data File: \\cansvr11\chem\WET\ic120.i\082509.b\0032.d
Report Date: 26-Aug-2009 08:22

TestAmerica North Canton

CONTINUING CALIBRATION COMPOUNDS

Instrument ID: ic120.i Injection Date: 26-AUG-2009 00:34
Lab File ID: 0032.d Init. Cal. Date(s): 24-AUG-2009 24-AUG-2009
Analysis Type: WATER Init. Cal. Times: 13:36 15:47
Lab Sample ID: CCV Quant Type: ESTD
Method: \\cansvr11\chem\WET\ic120.i\082509.b\DX120.m

COMPOUND	RRF / AMOUNT	RF3	CCAL RRF3	MIN RRF	%D / %DRIFT	MAX %D / %DRIFT	CURVE TYPE
1 Fluoride	10391957	9946621	9946621	0.010	4.28539	10.00000	Averaged
2 Chloride	8506591	8706277	8706277	0.010	-2.34743	10.00000	Averaged
3 Nitrite	15371524	14641174	14641174	0.010	4.75132	10.00000	Averaged
4 Bromide	3000803	2816139	2816139	0.010	6.15382	10.00000	Averaged
5 Nitrate	17009328	15996043	15996043	0.010	5.95723	10.00000	Averaged
6 Phosphate	2.50000	2.80583	7253407	0.010	-12.23333	10.00000	Linear <-
7 Sulfate	5615308	5360554	5360554	0.010	4.53678	10.00000	Averaged

Data File: \\cansvr11\chem\WET\ic120.i\082509.b\0056.d
Report Date: 26-Aug-2009 08:22

TestAmerica North Canton

CONTINUING CALIBRATION COMPOUNDS

Instrument ID: ic120.i Injection Date: 26-AUG-2009 07:06
Lab File ID: 0056.d Init. Cal. Date(s): 24-AUG-2009 24-AUG-2009
Analysis Type: WATER Init. Cal. Times: 13:36 15:47
Lab Sample ID: CCV Quant Type: ESTD
Method: \\cansvr11\chem\WET\ic120.i\082509.b\DX120.m

COMPOUND	RRF / AMOUNT	RF3	CCAL RRF3	MIN RRF	%D / %DRIFT	MAX %D / %DRIFT	CURVE TYPE
1 Fluoride	10391957	9933239	9933239	0.010	4.41416	10.00000	Averaged
2 Chloride	8506591	8753387	8753387	0.010	-2.90123	10.00000	Averaged
3 Nitrite	15371524	14722200	14722200	0.010	4.22421	10.00000	Averaged
4 Bromide	3000803	2821050	2821050	0.010	5.99018	10.00000	Averaged
5 Nitrate	17009328	16066292	16066292	0.010	5.54423	10.00000	Averaged
6 Phosphate	2.50000	2.52322	6520805	0.010	-0.92892	10.00000	Linear
7 Sulfate	5615308	5336068	5336068	0.010	4.97284	10.00000	Averaged

Tetra Tech NUS **INTERNAL CORRESPONDENCE**

TO: **A. APANAVAGE** **DATE:** **OCTOBER 7, 2009**

FROM: **A. COGNETTI** **COPIES:** **DV FILE**

SUBJECT: **ORGANIC DATA VALIDATION-**
VOLATILE ORGANIC COMPOUNDS/SEMI-VOLATILE ORGANIC COMPOUNDS/ORGANIC VOLATILE GASES
LOCKHEED- MIDDLE RIVER CENTER – LIMITED REVIEW
SAMPLE DELIVERY GROUP (SDG) 9H25196

SAMPLES: 22/Aqueous/VOC

MRC-MW14B-082709	MRC-MW14C-083109	MRC-MW15A-082709
MRC-MW16A-082709	MRC-MW21A-082409	MRC-MW21B-082409
MRC-MW27A-082609	MRC-MW27B-082409	MRC-MW34A-082509
MRC-MW34B-082509	MRC-MW36A-082609	MRC-MW37A-082709
MRC-MW37B-08	MRC-MW71A-082709	MRC-MW71B-082709
MRC-MW82A-082609	TB-082409	TB-082509
TB-082609	TB-082709	TB-082809
TB-083109		

9/Aqueous/SVOC

MRC-MW14B-082709	MRC-MW14C-083109	MRC-MW15A-082709
MRC-MW16A-082709	MRC-MW21A-082409	MRC-MW21B-082409
MRC-MW71A-082709	MRC-MW71B-082709	MRC-MW82A-082609

8/Aqueous/OVG

MRC-MW14B-082709	MRC-MW21A-082409	MRC-MW27A-082609
MRC-MW27B-082409	MRC-MW34A-082509	MRC-MW34B-082509
MRC-MW36A-082609	MRC-MW37A-082709	

Overview

The sample set for LOCKHEED- MIDDLE RIVER CENTER, SDG 9H25196 consists of twenty two (22) aqueous samples. There are six trip blanks included in this SDG. All samples were analyzed for volatile organic compounds (VOC). Nine environmental samples, MRC-MW14B-082709, MRC-MW14C-083109, MRC-MW15A-082709, MRC-MW16A-082709, MRC-MW21A-082409, MRC-MW21B-082409, MRC-MW71A-082709, MRC-MW71B-082709 and MRC-MW82A-082609 were also analyzed for 1,4-dioxane in the semivolatile organic compound (SVOC) fraction. Eight environmental samples MRC-MW14B-082709, MRC-MW21A-082409, MRC-MW27A-082609, MRC-MW27B-082409, MRC-MW34A-082509, MRC-MW34B-082509, MRC-MW36A-082609 and MRC-MW37A-082709 were also analyzed for organic volatile gases (OVG).

The samples were collected on August 24-28, 2009 and August 31, 2009 and analyzed by Test America Laboratories, Inc. Volatile organic compound analyses were conducted in accordance to SW-846 Method 8260B. Semivolatile organic compound analyses for 1,4-dioxane followed SW-846 Method 8270C. OVG analyses followed method RSK SOP-175.

Summary

The data contained in this SDG were validated with regard to the following parameters: data completeness, system performance, holding times, initial / continuing calibrations, laboratory method blank results, compound identification and detection limits.

Areas of concern with respect to data quality are listed below.

Major Problems

- In the volatile initial calibration of instrument A3UX15 on July 21, 2009 and the continuing calibrations on September 2, 2009 @ 8:40, September 3, 2009 @ 9:36, September 4, 2009 @ 9:56, September 9, 2009 @ 9:58 and September 9, 2009 @ 21:59, tert-butyl alcohol had a mean relative retention factor (RRF) less than the 0.05 quality control criteria. The positive result in sample MRC-MW34B-082509 was qualified as (L). The nondetected results in all samples were qualified as rejected (UR).

Minor Problems

- Laboratory contaminants were detected in the volatile fraction in several method/ trip blanks.

Blank	Contaminant	Maximum Concetnration (ug/L)	Action Level (ug/L)	Affected Samples
LJ84L1AA	Methylene chloride	0.57	5.7	MRC-MW71B-082709, MRC-MW71A-082709, MRC-MW27A-082609, MRC-MW36A-082609, MRC-MW82A-082609, MRC-MW34B-082509, MRC-MW34A-082509
LKC6N1AA	Methylene chloride	0.38	3.8	MRC-MW14B-082709, MRC-MW37A-082709, MRC-MW16A-082709, MRC-MW27B-082409, MRC-MW21B-082409
LKFXF1AA	Methylene chloride	0.98	9.8	MRC-MW15A-082709
LKL0W1AA	Methylene chloride	0.67	6.7	MRC-MW37B-08
LKM2L1AA	Methylene chloride	0.87	8.7	MRC-MW14C-083109
TB-082409	Acetone	4.1	41.0	MRC-MW21A-082409
	Toluene	0.17	0.85	MRC-MW27B-082409
				MRC-MW21B-082409
TB-082509	Acetone	3.1	31.0	MRC-MW34B-082509 MRC-MW34A-082509
TB-082609	Acetone	3.9	39.0	MRC-MW27A-082609, MRC-MW36A-082609, MRC-MW82A-082609

Blank	Contaminant	Maximum Concetnration (ug/L)	Action Level (ug/L)	Affected Samples
TB-082709	Acetone	4.4	44.0	MRC-MW14B-082709, MRC-MW71B-082709, MRC-MW37A-082709, MRC-MW71A-082709, MRC-MW15A-082709, MRC-MW16A-082709
TB-082809	Acetone	4.5	45.0	MRC-MW37B-08
TB-083109	Acetone	2.7	27.0	MRC-MW14C-083109

An action level was 10X the maximum concentration of methylene chloride and acetone was used to evaluate samples due to contamination by methylene chloride and acetone. An action level of 5X the maximum concentration of toluene was used to evaluate samples due to toluene contamination. Positive results less than the action level were qualified (B) as a result of blank contamination. Sample aliquot and dilution factors were taken into account in validation of data. No action was taken on the nondetected results in the affected samples. Trip blanks are not qualified for blank contamination.

- Positive results reported below the reporting limit (RL) but above the method detection limit (MDL) for the organic analyses were qualified as estimated, (J).

Notes

The volatile continuing calibration on September 2, 2009 @8:40, vinyl acetate and 1,2-dibromo-3-chloropropane had percent differences (%D) greater than the 25% quality control limit. No action was warranted on the nondetected results in the affected samples: TB-082409, MRC-MW21A-082409, TB-082509, MRC-MW34B-082509, MRC-MW34A-082509, TB-082609, MRC-MW27A-082409, MRC-MW36A-082609, MRC-MW82A-082609, TB-082709, MRC-MW71B-082709 and MRC-MW71A-082709.

The volatile continuing calibration on September 3, 2009 @ 9:36, carbon tetrachloride had a %D greater than the 25% quality control limit. No action was warranted on the nondetected results in the affected samples: MRC-MW27B-082409, MRC-MW21B-082409, MRC-MW14B-082709, MRC-MW16A-082709 and MRC-MW37A-082709.

The volatile continuing calibration on September 4, 2009 @ 9:56, several compounds had %D greater than the 25% quality control limit. These compounds include dichlorodifluoromethane, vinyl acetate, tert-butyl alcohol, carbon tetrachloride, 1,2-dibromo-3-chloropropane and naphthalene. No action was warranted on the nondetected results in the affected sample MRC-MW15A-082709.

The volatile continuing calibration on September 9, 2009 @ 9:58, several compounds had %D greater than the 25% quality control limit. These compounds include dichlorodifluoromethane, vinyl acetate, carbon tetrachloride, bromodichloromethane and 1,1,1,2-tetrachloroethane. No action was warranted on the nondetected results in the affected samples TB-082809 and MRC-MW37B-08.

The volatile continuing calibration on September 9, 2009 @ 21:59, several compounds had %D greater than the 25% quality control limit. These compounds include dichlorodifluoromethane, vinyl acetate, 1,2-dibromo-3-chloropropane and naphthalene. No action was warranted on the nondetected results in the affected samples TB-083109 and MRC-MW14C-083109.

Samples were diluted in the volatile fraction as follows: MRC-MW14B-082709 (83.33X), MRC-MW15A-082709 (1.43X), MRC-MW16A-082709 (4X), MRC-MW21B-082409 (18.18X), MRC-MW27A-082609 (6.67X), MRC-MW27B-082409 (16.67X), MRC-MW36A-082609 (2X), MRC-MW37A-082709 (25X) and MRC-MW71B-082709 (1.43X).

The laboratory was contacted in regards to the targeted compound 1,2,3- trichlorobenzene being listed as a tentatively identified compound (TIC) in sample MRC-MW37A-082709. The TIC had the same retention time as the standard for 1,2,3-trichlorobenzene. According to the laboratory, the concentration of 1,2,3-trichlorobenzene was less than the method detection limit (MDL) and less than 10% of the internal standard used for quantitation of 1,2, 3-trichlorobenzene.

EXECUTIVE SUMMARY

Laboratory Performance Issues: Tert-butyl alcohol had RRF less than quality control limits in the initial and continuing calibrations. Methylene chloride was detected in several method blanks. Acetone and toluene were detected in the trip blanks.

Other Factors Affecting Data Quality: None.

The data for these analyses were reviewed with reference to the Region III EPA Functional Guidelines for Organic Data Validation (9/94), and the Department of Defense (DoD) document entitled "Quality Systems Manual (QSM) for Environmental Laboratories" (January 2006).

The text of this report has been formulated to address only those problem areas affecting data quality.

Ann Cognetti
Tetra Tech NUS
Ann Cognetti
Chemist/Data Validator

TetraTech NUS
Joseph A. Samchuck
Data Validation Quality Assurance Officer

Attachments:
Appendix A – Qualified Analytical Results
Appendix B – Results as Reported by the Laboratory
Appendix C – Support Documentation

Appendix A

Qualified Analytical Results

Data Validation Qualifier Codes:

A = Lab Blank Contamination
B = Field Blank Contamination
C = Calibration Noncompliance (e.g. % RSDs, %Ds, ICVs, CCVs, RRFs, etc.)
C01 = GC/MS Tuning Noncompliance
D = MS/MSD Recovery Noncompliance
E = LCS/LCSD Recovery Noncompliance
F = Lab Duplicate Imprecision
G = Field Duplicate Imprecision
H = Holding Time Exceedance
I = ICP Serial Dilution Noncompliance
J = GFAA PDS - GFAA MSA's $r < 0.995$
K = ICP Interference - includes ICS % R Noncompliance
L = Instrument Calibration Range Exceedance
M = Sample Preservation Noncompliance
N = Internal Standard Noncompliance
N01 = Internal Standard Recovery Noncompliance Dioxins
N02 = Recovery Standard Noncompliance Dioxins
N03 = Clean-up Standard Noncompliance Dioxins
O = Poor Instrument Performance (e.g. base-line drifting)
P = Uncertainty near detection limit (< 2 x IDL for inorganics and <CRQL for organics)
Q = Other problems (can be any number of issues; e.g. poor chromatography,interferences, etc.)
R = Surrogates Recovery Noncompliance
S = Pesticide/PCB Resolution
T = % Breakdown Noncompliance for DDT and Endrin
U = % Difference between columns/detectors >25% for positive results determined via GC/HPLC
V = Non-linear calibrations; correlation coefficient $r < 0.995$
W = EMPC result
X = Signal to noise response drop
Y = Percent solids <30%
Z = Uncertainty at 2 sigma deviation is greater than sample activity

PROJ_NO: 02221	NSAMPLE	MRC-MW14B-082709			MRC-MW14C-083109			MRC-MW15A-082709			MRC-MW16A-082709		
SDG: 9H25196	LAB_ID	A9H280125002			A9I030309002			A9H280125006			A9H280125007		
FRACTION: OV	SAMP_DATE	8/27/2009			8/31/2009			8/27/2009			8/27/2009		
MEDIA: WATER	QC_TYPE	NM			NM			NM			NM		
	UNITS	UG/L			UG/L			UG/L			UG/L		
	PCT_SOLIDS	0.0			0.0			0.0			0.0		
	DUP_OF												
PARAMETER	RESULT	VQL	QLCD	RESULT	VQL	QLCD	RESULT	VQL	QLCD	RESULT	VQL	QLCD
1,1,1,2-TETRACHLOROETHANE	19	U		0.23	U		0.33	U		0.92	U	
1,1,1-TRICHLOROETHANE	18	J	P	0.22	U		0.31	U		1.4	J	P
1,1,2,2-TETRACHLOROETHANE	15	U		0.18	U		0.26	U		0.72	U	
1,1,2-TRICHLOROTRIFLUOROETHANE	23	U		0.28	U		0.4	U		1.1	U	
1,1-DICHLOROETHANE	44	J	P	0.15	U		17			56		
1,1-DICHLOROETHENE	550			0.19	U		38			150		
1,1-DICHLOROPROPENE	11	U		0.13	U		0.19	U		0.52	U	
1,2,3-TRICHLOROBENZENE	14	U		0.17	U		0.24	U		0.68	U	
1,2,3-TRICHLOROPROPANE	36	U		0.43	U		0.61	U		1.7	U	
1,2,3-TRIMETHYLBENZENE	0.49	U		0.0059	U		0.0084	U		0.024	U	
1,2,4-TRICHLOROBENZENE	12	U		0.15	U		0.21	U		0.6	U	
1,2,4-TRIMETHYLBENZENE	10	U		0.12	U		0.17	U		0.48	U	
1,2-DIBROMO-3-CHLOROPROPANE	56	U		0.67	U		0.96	U		2.7	U	
1,2-DIBROMOETHANE	20	U		0.24	U		0.34	U		0.96	U	
1,2-DICHLOROBENZENE	11	U		0.13	U		0.19	U		0.52	U	
1,2-DICHLOROETHANE	18	U		0.22	U		0.75	J	P	0.88	U	
1,2-DICHLOROPROPANE	15	U		0.18	U		0.26	U		0.72	U	
1,3-DICHLOROBENZENE	12	U		0.14	U		0.2	U		0.56	U	
1,3-DICHLOROPROPANE	13	U		0.16	U		0.23	U		0.64	U	
1,4-DICHLOROBENZENE	11	U		0.13	U		0.19	U		0.52	U	
2,2-DICHLOROPROPANE	11	U		0.13	U		0.19	U		0.52	U	
2-BUTANONE	47	U		0.57	U		0.82	U		2.3	U	
2-CHLOROETHYL VINYL ETHER	82	U		0.99	U		1.4	U		4	U	
2-CHLOROTOLUENE	9.2	U		0.11	U		0.16	U		0.44	U	
2-HEXANONE	34	U		0.41	U		0.59	U		1.6	U	
4-CHLOROTOLUENE	15	U		0.18	U		0.26	U		0.72	U	
4-ISOPROPYLTOLUENE	10	U		0.12	U		0.17	U		0.48	U	
4-METHYL-2-PENTANONE	27	U		0.32	U		0.46	U		1.3	U	
ACETONE	92	U		3.7	B	B	4.6	B	B	4.4	U	
BENZENE	37	J	P	0.13	U		0.19	U		0.52	U	
BROMOBENZENE	11	U		0.13	U		0.19	U		0.52	U	
BROMOCHLOROMETHANE	24	U		0.29	U		0.41	U		1.2	U	
BROMODICHLOROMETHANE	12	U		0.15	U		0.21	U		0.6	U	
BROMOFORM	53	U		0.64	U		0.92	U		2.6	U	
BROMOMETHANE	34	U		0.41	U		0.59	U		1.6	U	
CARBON DISULFIDE	11	U		0.13	U		0.19	U		0.52	U	

PROJ_NO: 02221 SDG: 9H25196 FRACTION: OV MEDIA: WATER	NSAMPLE	MRC-MW14B-082709			MRC-MW14C-083109			MRC-MW15A-082709			MRC-MW16A-082709		
	LAB_ID	A9H280125002			A9I030309002			A9H280125006			A9H280125007		
	SAMP_DATE	8/27/2009			8/31/2009			8/27/2009			8/27/2009		
	QC_TYPE	NM			NM			NM			NM		
	UNITS	UG/L			UG/L			UG/L			UG/L		
	PCT_SOLIDS	0.0			0.0			0.0			0.0		
	DUP_OF												
PARAMETER		RESULT	VQL	QLCD	RESULT	VQL	QLCD	RESULT	VQL	QLCD	RESULT	VQL	QLCD
CARBON TETRACHLORIDE		11	U		0.13	U		0.19	U		0.52	U	
CHLOROBENZENE		12	U		0.15	U		0.21	U		0.6	U	
CHLORODIBROMOMETHANE		15	U		0.18	U		0.26	U		0.72	U	
CHLOROETHANE		24	U		0.29	U		0.41	U		1.2	U	
CHLOROFORM		13	U		0.16	U		0.23	U		0.64	U	
CHLOROMETHANE		25	U		0.3	U		0.43	U		1.2	U	
CIS-1,2-DICHLOROETHENE		41	J	P	0.17	U		0.24	U		16		
CIS-1,3-DICHLOROPROPENE		12	U		0.14	U		0.2	U		0.56	U	
DIBROMOMETHANE		23	U		0.28	U		0.4	U		1.1	U	
DICHLORODIFLUOROMETHANE		26	U		0.31	U		0.44	U		1.2	U	
DIISOPROPYL ETHER		120	U		1.5	U		2.1	U		6	U	
ETHYL TERT-BUTYL ETHER		9.2	U		0.11	U		0.16	U		0.44	U	
ETHYLBENZENE		14	U		0.17	U		0.24	U		0.68	U	
HEXACHLOROBUTADIENE		25	U		0.3	U		0.43	U		1.2	U	
ISOPROPYLBENZENE		11	U		0.13	U		0.19	U		0.52	U	
M+P-XYLENES		20	U		0.24	U		0.34	U		0.96	U	
METHYL TERT-BUTYL ETHER		14	U		0.17	U		0.24	U		0.68	U	
METHYLENE CHLORIDE		32	B	A	0.33	U		1.2	B	A	1.6	B	A
NAPHTHALENE		20	U		0.24	U		0.34	U		0.96	U	
N-BUTYLBENZENE		10	U		0.12	U		0.17	U		0.48	U	
N-PROPYLBENZENE		12	U		0.14	U		0.2	U		0.56	U	
O-XYLENE		12	U		0.14	U		0.2	U		0.56	U	
SEC-BUTYLBENZENE		11	U		0.13	U		0.19	U		0.52	U	
STYRENE		9.2	U		0.11	U		0.16	U		0.44	U	
TERT-AMYL METHYL ETHER		5.6	U		0.067	U		0.096	U		0.27	U	
TERT-BUTYLBENZENE		11	U		0.13	U		0.19	U		0.52	U	
TERTIARY-BUTYL ALCOHOL		320	UR	C	3.9	UR	C	5.6	UR	C	16	UR	C
TETRACHLOROETHENE		24	U		0.29	U		0.41	U		21		
TOLUENE		11	U		0.13	U		0.19	U		0.52	U	
TOTAL XYLENES		23	U		0.28	U		0.4	U		1.1	U	
TRANS-1,2-DICHLOROETHENE		16	U		0.19	U		0.27	U		0.76	U	
TRANS-1,3-DICHLOROPROPENE		16	U		0.19	U		0.27	U		0.76	U	
TRICHLOROETHENE		2500			0.17	U		0.41	J	P	35		
TRICHLOROFLUOROMETHANE		17	U		0.21	U		0.3	U		0.84	U	
VINYL ACETATE		16	U		0.19	U		0.27	U		0.76	U	
VINYL CHLORIDE		18	U		0.22	U		7.4			22		

PROJ_NO: 02221	NSAMPLE	MRC-MW21A-082409			MRC-MW21B-082409			MRC-MW27A-082609			MRC-MW27B-082409		
SDG: 9H25196	LAB_ID	A9H250196002			A9H250196004			A9H270200002			A9H250196003		
FRACTION: OV	SAMP_DATE	8/24/2009			8/24/2009			8/26/2009			8/24/2009		
MEDIA: WATER	QC_TYPE	NM			NM			NM			NM		
	UNITS	UG/L			UG/L			UG/L			UG/L		
	PCT_SOLIDS	0.0			0.0			0.0			0.0		
	DUP_OF												
PARAMETER	RESULT	VQL	QLCD	RESULT	VQL	QLCD	RESULT	VQL	QLCD	RESULT	VQL	QLCD
1,1,1,2-TETRACHLOROETHANE	0.23	U		4.2	U		1.5	U		3.8	U	
1,1,1-TRICHLOROETHANE	0.22	U		4	U		1.5	U		3.7	U	
1,1,2,2-TETRACHLOROETHANE	0.18	U		3.3	U		1.2	U		3	U	
1,1,2-TRICHLOROTRIFLUOROETHANE	0.28	U		5.1	U		1.9	U		4.7	U	
1,1-DICHLOROETHANE	11			15	J	P	2.1	J	P	2.5	U	
1,1-DICHLOROETHENE	14			140			3.4	J	P	3.8	J	P
1,1-DICHLOROPROPENE	0.13	U		2.4	U		0.87	U		2.2	U	
1,2,3-TRICHLOROBENZENE	0.17	U		3.1	U		1.1	U		2.8	U	
1,2,3-TRICHLOROPROPANE	0.43	U		7.8	U		2.9	U		7.2	U	
1,2,3-TRIMETHYLBENZENE	0.0059	U		0.11	U		0.039	U		0.098	U	
1,2,4-TRICHLOROBENZENE	0.15	U		2.7	U		1	U		2.5	U	
1,2,4-TRIMETHYLBENZENE	0.12	U		2.2	U		0.8	U		2	U	
1,2-DIBROMO-3-CHLOROPROPANE	0.67	U		12	U		4.5	U		11	U	
1,2-DIBROMOETHANE	0.24	U		4.4	U		1.6	U		4	U	
1,2-DICHLOROBENZENE	0.13	U		2.4	U		0.87	U		2.2	U	
1,2-DICHLOROETHANE	0.22	U		4	U		1.5	U		3.7	U	
1,2-DICHLOROPROPANE	0.18	U		3.3	U		1.2	U		3	U	
1,3-DICHLOROBENZENE	0.14	U		2.5	U		0.93	U		2.3	U	
1,3-DICHLOROPROPANE	0.16	U		2.9	U		1.1	U		2.7	U	
1,4-DICHLOROBENZENE	0.13	U		2.4	U		0.87	U		2.2	U	
2,2-DICHLOROPROPANE	0.13	U		2.4	U		0.87	U		2.2	U	
2-BUTANONE	0.63	J	P	10	U		3.8	U		9.5	U	
2-CHLOROETHYL VINYL ETHER	0.99	U		18	U		6.6	U		17	U	
2-CHLOROTOLUENE	0.11	U		2	U		0.73	U		1.8	U	
2-HEXANONE	0.41	U		7.5	U		2.7	U		6.8	U	
4-CHLOROTOLUENE	0.18	U		3.3	U		1.2	U		3	U	
4-ISOPROPYLTOLUENE	0.12	U		2.2	U		0.8	U		2	U	
4-METHYL-2-PENTANONE	0.32	U		5.8	U		2.1	U		5.3	U	
ACETONE	12	B	B	20	U		7.3	U		18	U	
BENZENE	0.13	U		27			0.87	U		2.2	U	
BROMOBENZENE	0.13	U		2.4	U		0.87	U		2.2	U	
BROMOCHLOROMETHANE	0.29	U		5.3	U		1.9	U		4.8	U	
BROMODICHLOROMETHANE	0.15	U		2.7	U		1	U		2.5	U	
BROMOFORM	0.64	U		12	U		4.3	U		11	U	
BROMOMETHANE	0.41	U		7.5	U		2.7	U		6.8	U	
CARBON DISULFIDE	0.13	U		2.4	U		0.87	U		2.2	U	

PROJ_NO: 02221	NSAMPLE	MRC-MW21A-082409			MRC-MW21B-082409			MRC-MW27A-082609			MRC-MW27B-082409		
SDG: 9H25196	LAB_ID	A9H250196002			A9H250196004			A9H270200002			A9H250196003		
FRACTION: OV	SAMP_DATE	8/24/2009			8/24/2009			8/26/2009			8/24/2009		
MEDIA: WATER	QC_TYPE	NM			NM			NM			NM		
	UNITS	UG/L			UG/L			UG/L			UG/L		
	PCT_SOLIDS	0.0			0.0			0.0			0.0		
	DUP_OF												
PARAMETER		RESULT	VQL	QLCD	RESULT	VQL	QLCD	RESULT	VQL	QLCD	RESULT	VQL	QLCD
CARBON TETRACHLORIDE		0.13	U		2.4	U		0.87	U		2.2	U	
CHLOROBENZENE		0.15	U		2.7	U		1	U		2.5	U	
CHLORODIBROMOMETHANE		0.18	U		3.3	U		1.2	U		3	U	
CHLOROETHANE		0.29	U		5.3	U		1.9	U		4.8	U	
CHLOROFORM		0.16	U		2.9	U		1.1	U		2.7	U	
CHLOROMETHANE		0.3	U		5.5	U		2	U		5	U	
CIS-1,2-DICHLOROETHENE		0.9	J	P	5.5	J	P	61			210		
CIS-1,3-DICHLOROPROPENE		0.14	U		2.5	U		0.93	U		2.3	U	
DIBROMOMETHANE		0.28	U		5.1	U		1.9	U		4.7	U	
DICHLORODIFLUOROMETHANE		0.31	U		5.6	U		2.1	U		5.2	U	
DIISOPROPYL ETHER		1.5	U		27	U		10	U		25	U	
ETHYL TERT-BUTYL ETHER		0.11	U		2	U		0.73	U		1.8	U	
ETHYLBENZENE		0.17	U		3.1	U		1.1	U		2.8	U	
HEXACHLOROBUTADIENE		0.3	U		5.5	U		2	U		5	U	
ISOPROPYLBENZENE		0.13	U		10	J	P	0.87	U		2.2	U	
M+P-XYLENES		0.24	U		4.4	U		1.6	U		4	U	
METHYL TERT-BUTYL ETHER		0.17	U		3.1	U		42			2.8	U	
METHYLENE CHLORIDE		0.33	U		7.7	B	A	3.3	B	A	7.6	B	A
NAPHTHALENE		0.24	U		4.4	U		1.6	U		4	U	
N-BUTYLBENZENE		0.12	U		2.2	U		0.8	U		2	U	
N-PROPYLBENZENE		0.14	U		2.5	U		0.93	U		2.3	U	
O-XYLENE		0.14	U		2.5	U		0.93	U		2.3	U	
SEC-BUTYLBENZENE		0.13	U		2.4	U		0.87	U		2.2	U	
STYRENE		0.11	U		2	U		0.73	U		1.8	U	
TERT-AMYL METHYL ETHER		0.067	U		1.2	U		0.45	U		1.1	U	
TERT-BUTYLBENZENE		0.13	U		2.4	U		0.87	U		2.2	U	
TERTIARY-BUTYL ALCOHOL		3.9	UR	C	71	UR	C	26	UR	C	65	UR	C
TETRACHLOROETHENE		1.7			7.7	J	P	1.9	U		4.8	U	
TOLUENE		0.13	U		2.4	U		0.87	U		2.2	U	
TOTAL XYLENES		0.28	U		5.1	U		1.9	U		4.7	U	
TRANS-1,2-DICHLOROETHENE		0.19	U		3.5	U		4.2	J	P	3.2	U	
TRANS-1,3-DICHLOROPROPENE		0.19	U		3.5	U		1.3	U		3.2	U	
TRICHLOROETHENE		9.3			550			250			520		
TRICHLOROFLUOROMETHANE		0.21	U		3.8	U		1.4	U		3.5	U	
VINYL ACETATE		0.19	U		3.5	U		1.3	U		3.2	U	
VINYL CHLORIDE		1.3			4	U		19			3.7	U	

PROJ_NO: 02221	NSAMPLE	MRC-MW34A-082509			MRC-MW34B-082509			MRC-MW36A-082609			MRC-MW37A-082709		
SDG: 9H25196	LAB_ID	A9H260250003			A9H260250002			A9H270200003			A9H280125004		
FRACTION: OV	SAMP_DATE	8/25/2009			8/25/2009			8/26/2009			8/27/2009		
MEDIA: WATER	QC_TYPE	NM			NM			NM			NM		
	UNITS	UG/L			UG/L			UG/L			UG/L		
	PCT_SOLIDS	0.0			0.0			0.0			0.0		
	DUP_OF												
PARAMETER		RESULT	VQL	QLCD	RESULT	VQL	QLCD	RESULT	VQL	QLCD	RESULT	VQL	QLCD
1,1,1,2-TETRACHLOROETHANE		0.23	U		0.23	U		0.46	U		5.8	U	
1,1,1-TRICHLOROETHANE		0.22	U		0.22	U		0.44	U		5.5	U	
1,1,2,2-TETRACHLOROETHANE		0.18	U		0.18	U		0.36	U		4.5	U	
1,1,2-TRICHLOROTRIFLUOROETHANE		0.28	U		0.28	U		0.56	U		7	U	
1,1-DICHLOROETHANE		0.15	U		1			0.3	U		3.8	U	
1,1-DICHLOROETHENE		0.19	U		0.36	J	P	0.38	U		4.8	U	
1,1-DICHLOROPROPENE		0.13	U		0.13	U		0.26	U		3.2	U	
1,2,3-TRICHLOROBENZENE		0.17	U		0.17	U		9.4			4.2	U	
1,2,3-TRICHLOROPROPANE		0.43	U		0.43	U		0.86	U		11	U	
1,2,3-TRIMETHYLBENZENE		0.0059	U		0.0059	U		0.012	U		0.15	U	
1,2,4-TRICHLOROBENZENE		0.15	U		0.15	U		62			3.8	U	
1,2,4-TRIMETHYLBENZENE		0.12	U		0.12	U		0.24	U		3	U	
1,2-DIBROMO-3-CHLOROPROPANE		0.67	U		0.67	U		1.3	U		17	U	
1,2-DIBROMOETHANE		0.24	U		0.24	U		0.48	U		6	U	
1,2-DICHLOROBENZENE		0.13	U		0.13	U		3.9			3.2	U	
1,2-DICHLOROETHANE		0.22	U		0.22	U		0.44	U		5.5	U	
1,2-DICHLOROPROPANE		0.18	U		0.18	U		0.36	U		4.5	U	
1,3-DICHLOROBENZENE		0.14	U		0.14	U		23			3.5	U	
1,3-DICHLOROPROPANE		0.16	U		0.16	U		0.32	U		4	U	
1,4-DICHLOROBENZENE		0.13	U		0.13	U		26			3.2	U	
2,2-DICHLOROPROPANE		0.13	U		0.13	U		0.26	U		3.2	U	
2-BUTANONE		0.57	U		0.57	U		1.1	U		14	U	
2-CHLOROETHYL VINYL ETHER		0.99	U		0.99	U		2	U		25	U	
2-CHLOROTOLUENE		0.11	U		0.11	U		0.22	U		2.8	U	
2-HEXANONE		0.41	U		0.41	U		0.82	U		10	U	
4-CHLOROTOLUENE		0.18	U		0.18	U		0.36	U		4.5	U	
4-ISOPROPYLTOLUENE		0.12	U		0.12	U		0.24	U		3	U	
4-METHYL-2-PENTANONE		0.32	U		0.32	U		0.64	U		8	U	
ACETONE		2.4	B	B	1.1	U		2.4	B	B	28	U	
BENZENE		0.13	U		0.13	U		0.26	U		3.2	U	
BROMOBENZENE		0.13	U		0.13	U		0.26	U		3.2	U	
BROMOCHLOROMETHANE		0.29	U		0.29	U		0.58	U		7.2	U	
BROMODICHLOROMETHANE		0.15	U		0.15	U		0.3	U		3.8	U	
BROMOFORM		0.64	U		0.64	U		1.3	U		16	U	
BROMOMETHANE		0.41	U		0.41	U		0.82	U		10	U	
CARBON DISULFIDE		0.13	U		0.13	U		0.26	U		3.2	U	

PROJ_NO: 02221	NSAMPLE	MRC-MW34A-082509			MRC-MW34B-082509			MRC-MW36A-082609			MRC-MW37A-082709		
SDG: 9H25196	LAB_ID	A9H260250003			A9H260250002			A9H270200003			A9H280125004		
FRACTION: OV	SAMP_DATE	8/25/2009			8/25/2009			8/26/2009			8/27/2009		
MEDIA: WATER	QC_TYPE	NM			NM			NM			NM		
	UNITS	UG/L			UG/L			UG/L			UG/L		
	PCT_SOLIDS	0.0			0.0			0.0			0.0		
	DUP_OF												
PARAMETER		RESULT	VQL	QLCD	RESULT	VQL	QLCD	RESULT	VQL	QLCD	RESULT	VQL	QLCD
CARBON TETRACHLORIDE		0.13	U		17			0.26	U		3.2	U	
CHLOROBENZENE		0.15	U		0.15	U		34			5.5	J	P
CHLORODIBROMOMETHANE		0.18	U		0.18	U		0.36	U		4.5	U	
CHLOROETHANE		0.29	U		0.29	U		0.58	U		7.2	U	
CHLOROFORM		0.16	U		4.3			0.32	U		4	U	
CHLOROMETHANE		0.3	U		0.3	U		0.6	U		7.5	U	
CIS-1,2-DICHLOROETHENE		0.17	U		23			0.6	J	P	12	J	P
CIS-1,3-DICHLOROPROPENE		0.14	U		0.14	U		0.28	U		3.5	U	
DIBROMOMETHANE		0.28	U		0.28	U		0.56	U		7	U	
DICHLORODIFLUOROMETHANE		0.31	U		0.31	U		0.62	U		7.8	U	
DIISOPROPYL ETHER		1.5	U		1.5	U		3	U		38	U	
ETHYL TERT-BUTYL ETHER		0.11	U		0.11	U		0.22	U		2.8	U	
ETHYLBENZENE		0.17	U		0.17	U		0.34	U		4.2	U	
HEXACHLOROBUTADIENE		0.3	U		0.3	U		0.6	U		7.5	U	
ISOPROPYLBENZENE		0.13	U		0.13	U		0.26	U		3.2	U	
M+P-XYLENES		0.24	U		0.24	U		0.48	U		6	U	
METHYL TERT-BUTYL ETHER		0.17	U		19			0.34	U		4.2	U	
METHYLENE CHLORIDE		0.33	U		0.33	U		0.8	B	A	14	B	A
NAPHTHALENE		0.24	U		0.24	U		0.48	U		6	U	
N-BUTYLBENZENE		0.12	U		0.12	U		0.24	U		3	U	
N-PROPYLBENZENE		0.14	U		0.14	U		0.28	U		3.5	U	
O-XYLENE		0.14	U		0.14	U		0.28	U		3.5	U	
SEC-BUTYLBENZENE		0.13	U		0.13	U		0.26	U		3.2	U	
STYRENE		0.11	U		0.11	U		0.22	U		2.8	U	
TERT-AMYL METHYL ETHER		0.067	U		0.067	U		0.13	U		1.7	U	
TERT-BUTYLBENZENE		0.13	U		0.13	U		0.26	U		3.2	U	
TERTIARY-BUTYL ALCOHOL		3.9	UR	C	21	L	C	7.8	UR	C	98	UR	C
TETRACHLOROETHENE		0.29	U		0.29	U		0.58	U		7.2	U	
TOLUENE		0.13	U		0.13	U		0.26	U		3.2	U	
TOTAL XYLENES		0.28	U		0.28	U		0.56	U		7	U	
TRANS-1,2-DICHLOROETHENE		0.19	U		1.7			0.38	U		4.8	U	
TRANS-1,3-DICHLOROPROPENE		0.19	U		0.19	U		0.38	U		4.8	U	
TRICHLOROETHENE		20			28			4.2			600		
TRICHLOROFLUOROMETHANE		0.21	U		0.21	U		0.42	U		5.2	U	
VINYL ACETATE		0.19	U		0.19	U		0.38	U		4.8	U	
VINYL CHLORIDE		0.22	U		3.5			0.44	U		5.5	U	

PROJ_NO: 02221	NSAMPLE	MRC-MW37B-08			MRC-MW71A-082709			MRC-MW71B-082709			MRC-MW82A-082609		
SDG: 9H25196	LAB_ID	A9H290152002			A9H280125005			A9H280125003			A9H270200004		
FRACTION: OV	SAMP_DATE	8/28/2009			8/27/2009			8/27/2009			8/26/2009		
MEDIA: WATER	QC_TYPE	NM			NM			NM			NM		
	UNITS	UG/L			UG/L			UG/L			UG/L		
	PCT_SOLIDS	0.0			0.0			0.0			0.0		
	DUP_OF												
PARAMETER	RESULT	VQL	QLCD	RESULT	VQL	QLCD	RESULT	VQL	QLCD	RESULT	VQL	QLCD
1,1,1,2-TETRACHLOROETHANE	0.23	U		0.23	U		0.33	U		0.23	U	
1,1,1-TRICHLOROETHANE	0.22	U		2.2			0.43	J	P	0.22	U	
1,1,2,2-TETRACHLOROETHANE	0.18	U		0.18	U		0.26	U		0.18	U	
1,1,2-TRICHLOROTRIFLUOROETHANE	0.3	J	P	0.87	J	P	0.4	U		0.28	U	
1,1-DICHLOROETHANE	0.15	U		3.3			2.2			0.15	U	
1,1-DICHLOROETHENE	0.19	U		35			21			0.19	U	
1,1-DICHLOROPROPENE	0.13	U		0.13	U		0.19	U		0.13	U	
1,2,3-TRICHLOROBENZENE	0.17	U		0.17	U		0.24	U		0.17	U	
1,2,3-TRICHLOROPROPANE	0.43	U		0.43	U		0.61	U		0.43	U	
1,2,3-TRIMETHYLBENZENE	0.0059	U		0.0059	U		0.0084	U		0.0059	U	
1,2,4-TRICHLOROBENZENE	0.15	U		0.15	U		0.21	U		0.21	J	P
1,2,4-TRIMETHYLBENZENE	0.12	U		0.12	U		0.17	U		0.12	U	
1,2-DIBROMO-3-CHLOROPROPANE	0.67	U		0.67	U		0.96	U		0.67	U	
1,2-DIBROMOETHANE	0.24	U		0.24	U		0.34	U		0.24	U	
1,2-DICHLOROBENZENE	0.13	U		0.13	U		0.19	U		0.13	U	
1,2-DICHLOROETHANE	0.22	U		0.22	U		0.31	J	P	0.22	U	
1,2-DICHLOROPROPANE	0.18	U		0.18	U		0.26	U		0.18	U	
1,3-DICHLOROBENZENE	0.14	U		0.14	U		0.2	U		0.14	U	
1,3-DICHLOROPROPANE	0.16	U		0.16	U		0.23	U		0.16	U	
1,4-DICHLOROBENZENE	0.13	U		0.13	U		0.19	U		0.13	U	
2,2-DICHLOROPROPANE	0.13	U		0.13	U		0.19	U		0.13	U	
2-BUTANONE	0.57	U		0.57	U		0.82	U		0.57	U	
2-CHLOROETHYL VINYL ETHER	0.99	U		0.99	U		1.4	U		0.99	U	
2-CHLOROTOLUENE	0.11	U		0.11	U		0.16	U		0.11	U	
2-HEXANONE	0.41	U		0.41	U		0.59	U		0.41	U	
4-CHLOROTOLUENE	0.18	U		0.18	U		0.26	U		0.18	U	
4-ISOPROPYLTOLUENE	0.12	U		0.12	U		0.17	U		0.12	U	
4-METHYL-2-PENTANONE	0.32	U		0.32	U		0.46	U		0.32	U	
ACETONE	3.2	B	B	2.3	B	B	4.2	B	B	3.5	B	B
BENZENE	0.13	U		0.13	U		0.19	U		0.13	U	
BROMOBENZENE	0.13	U		0.13	U		0.19	U		0.13	U	
BROMOCHLOROMETHANE	0.29	U		0.29	U		0.41	U		0.29	U	
BROMODICHLOROMETHANE	0.15	U		0.15	U		0.21	U		0.15	U	
BROMOFORM	0.64	U		0.64	U		0.92	U		0.64	U	
BROMOMETHANE	0.41	U		0.41	U		0.59	U		0.41	U	
CARBON DISULFIDE	0.13	U		0.13	U		0.19	U		0.13	U	

PROJ_NO: 02221	NSAMPLE	MRC-MW37B-08			MRC-MW71A-082709			MRC-MW71B-082709			MRC-MW82A-082609		
SDG: 9H25196	LAB_ID	A9H290152002			A9H280125005			A9H280125003			A9H270200004		
FRACTION: OV	SAMP_DATE	8/28/2009			8/27/2009			8/27/2009			8/26/2009		
MEDIA: WATER	QC_TYPE	NM			NM			NM			NM		
	UNITS	UG/L			UG/L			UG/L			UG/L		
	PCT_SOLIDS	0.0			0.0			0.0			0.0		
	DUP_OF												
PARAMETER		RESULT	VQL	QLCD	RESULT	VQL	QLCD	RESULT	VQL	QLCD	RESULT	VQL	QLCD
CARBON TETRACHLORIDE		0.13	U		0.13	U		0.19	U		0.13	U	
CHLOROBENZENE		0.15	U		0.15	U		0.21	U		0.15	U	
CHLORODIBROMOMETHANE		0.18	U		0.18	U		0.26	U		0.18	U	
CHLOROETHANE		0.29	U		0.29	U		0.41	U		0.29	U	
CHLOROFORM		0.23	J	P	0.16	U		0.23	U		0.3	J	P
CHLOROMETHANE		0.3	U		0.3	U		0.43	U		0.3	U	
CIS-1,2-DICHLOROETHENE		8.7			0.17	U		5.9			0.17	U	
CIS-1,3-DICHLOROPROPENE		0.14	U		0.14	U		0.2	U		0.14	U	
DIBROMOMETHANE		0.28	U		0.28	U		0.4	U		0.28	U	
DICHLORODIFLUOROMETHANE		0.31	U		0.31	U		0.44	U		0.31	U	
DIISOPROPYL ETHER		1.5	U		1.5	U		2.1	U		1.5	U	
ETHYL TERT-BUTYL ETHER		0.11	U		0.11	U		0.16	U		0.11	U	
ETHYLBENZENE		0.17	U		0.17	U		0.24	U		0.17	U	
HEXACHLOROBUTADIENE		0.3	U		0.3	U		0.43	U		0.3	U	
ISOPROPYLBENZENE		0.13	U		0.13	U		0.19	U		0.13	U	
M+P-XYLENES		0.24	U		0.24	U		0.34	U		0.24	U	
METHYL TERT-BUTYL ETHER		0.17	U		0.17	U		0.24	U		0.17	U	
METHYLENE CHLORIDE		0.33	U		0.33	U		0.48	B	A	0.33	U	
NAPHTHALENE		0.24	U		0.24	U		0.34	U		0.24	U	
N-BUTYLBENZENE		0.12	U		0.12	U		0.17	U		0.12	U	
N-PROPYLBENZENE		0.14	U		0.14	U		0.2	U		0.14	U	
O-XYLENE		0.14	U		0.14	U		0.2	U		0.14	U	
SEC-BUTYLBENZENE		0.13	U		0.13	U		0.19	U		0.13	U	
STYRENE		0.11	U		0.11	U		0.16	U		0.11	U	
TERT-AMYL METHYL ETHER		0.067	U		0.067	U		0.096	U		0.067	U	
TERT-BUTYLBENZENE		0.13	U		0.13	U		0.19	U		0.13	U	
TERTIARY-BUTYL ALCOHOL		3.9	UR	C	3.9	UR	C	5.6	UR	C	3.9	UR	C
TETRACHLOROETHENE		0.29	U		0.29	U		0.41	U		0.29	U	
TOLUENE		0.13	U		0.13	U		0.19	U		0.13	U	
TOTAL XYLENES		0.28	U		0.28	U		0.4	U		0.28	U	
TRANS-1,2-DICHLOROETHENE		0.19	U		0.19	U		0.27	U		0.19	U	
TRANS-1,3-DICHLOROPROPENE		0.19	U		0.19	U		0.27	U		0.19	U	
TRICHLOROETHENE		38			0.62	J	P	54			0.17	U	
TRICHLOROFLUOROMETHANE		0.21	U		0.21	U		0.3	U		0.21	U	
VINYL ACETATE		0.19	U		0.19	U		0.27	U		0.19	U	
VINYL CHLORIDE		0.22	U		0.42	J	P	0.31	U		0.22	U	

PROJ_NO: 02221	NSAMPLE	TB-082409			TB-082509			TB-082609			TB-082709		
SDG: 9H25196	LAB_ID	A9H250196001			A9H260250001			A9H270200001			A9H280125001		
FRACTION: OV	SAMP_DATE	8/24/2009			8/25/2009			8/26/2009			8/27/2009		
MEDIA: WATER	QC_TYPE	NM			NM			NM			NM		
	UNITS	UG/L			UG/L			UG/L			UG/L		
	PCT_SOLIDS	0.0			0.0			0.0			0.0		
	DUP_OF												
PARAMETER		RESULT	VQL	QLCD	RESULT	VQL	QLCD	RESULT	VQL	QLCD	RESULT	VQL	QLCD
1,1,1,2-TETRACHLOROETHANE		0.23	U		0.23	U		0.23	U		0.23	U	
1,1,1-TRICHLOROETHANE		0.22	U		0.22	U		0.22	U		0.22	U	
1,1,2,2-TETRACHLOROETHANE		0.18	U		0.18	U		0.18	U		0.18	U	
1,1,2-TRICHLOROTRIFLUOROETHANE		0.28	U		0.28	U		0.28	U		0.28	U	
1,1-DICHLOROETHANE		0.15	U		0.15	U		0.15	U		0.15	U	
1,1-DICHLOROETHENE		0.19	U		0.19	U		0.19	U		0.19	U	
1,1-DICHLOROPROPENE		0.13	U		0.13	U		0.13	U		0.13	U	
1,2,3-TRICHLOROBENZENE		0.17	U		0.17	U		0.17	U		0.17	U	
1,2,3-TRICHLOROPROPANE		0.43	U		0.43	U		0.43	U		0.43	U	
1,2,3-TRIMETHYLBENZENE		0.0059	U		0.0059	U		0.0059	U		0.0059	U	
1,2,4-TRICHLOROBENZENE		0.15	U		0.15	U		0.15	U		0.15	U	
1,2,4-TRIMETHYLBENZENE		0.12	U		0.12	U		0.12	U		0.12	U	
1,2-DIBROMO-3-CHLOROPROPANE		0.67	U		0.67	U		0.67	U		0.67	U	
1,2-DIBROMOETHANE		0.24	U		0.24	U		0.24	U		0.24	U	
1,2-DICHLOROBENZENE		0.13	U		0.13	U		0.13	U		0.13	U	
1,2-DICHLOROETHANE		0.22	U		0.22	U		0.22	U		0.22	U	
1,2-DICHLOROPROPANE		0.18	U		0.18	U		0.18	U		0.18	U	
1,3-DICHLOROBENZENE		0.14	U		0.14	U		0.14	U		0.14	U	
1,3-DICHLOROPROPANE		0.16	U		0.16	U		0.16	U		0.16	U	
1,4-DICHLOROBENZENE		0.13	U		0.13	U		0.13	U		0.13	U	
2,2-DICHLOROPROPANE		0.13	U		0.13	U		0.13	U		0.13	U	
2-BUTANONE		0.57	U		0.57	U		0.57	U		0.57	U	
2-CHLOROETHYL VINYL ETHER		0.99	U		0.99	U		0.99	U		0.99	U	
2-CHLOROTOLUENE		0.11	U		0.11	U		0.11	U		0.11	U	
2-HEXANONE		0.41	U		0.41	U		0.41	U		0.41	U	
4-CHLOROTOLUENE		0.18	U		0.18	U		0.18	U		0.18	U	
4-ISOPROPYLTOLUENE		0.12	U		0.12	U		0.12	U		0.12	U	
4-METHYL-2-PENTANONE		0.32	U		0.32	U		0.32	U		0.32	U	
ACETONE		4.1	J	P	3.1	J	P	3.9	J	P	4.4	J	P
BENZENE		0.13	U		0.13	U		0.13	U		0.13	U	
BROMOBENZENE		0.13	U		0.13	U		0.13	U		0.13	U	
BROMOCHLOROMETHANE		0.29	U		0.29	U		0.29	U		0.29	U	
BROMODICHLOROMETHANE		0.15	U		0.15	U		0.15	U		0.15	U	
BROMOFORM		0.64	U		0.64	U		0.64	U		0.64	U	
BROMOMETHANE		0.41	U		0.41	U		0.41	U		0.41	U	
CARBON DISULFIDE		0.13	U		0.13	U		0.13	U		0.13	U	

PROJ_NO: 02221	NSAMPLE	TB-082409			TB-082509			TB-082609			TB-082709		
SDG: 9H25196	LAB_ID	A9H250196001			A9H260250001			A9H270200001			A9H280125001		
FRACTION: OV	SAMP_DATE	8/24/2009			8/25/2009			8/26/2009			8/27/2009		
MEDIA: WATER	QC_TYPE	NM			NM			NM			NM		
	UNITS	UG/L			UG/L			UG/L			UG/L		
	PCT_SOLIDS	0.0			0.0			0.0			0.0		
	DUP_OF												
PARAMETER		RESULT	VQL	QLCD	RESULT	VQL	QLCD	RESULT	VQL	QLCD	RESULT	VQL	QLCD
CARBON TETRACHLORIDE		0.13	U		0.13	U		0.13	U		0.13	U	
CHLOROBENZENE		0.15	U		0.15	U		0.15	U		0.15	U	
CHLORODIBROMOMETHANE		0.18	U		0.18	U		0.18	U		0.18	U	
CHLOROETHANE		0.29	U		0.29	U		0.29	U		0.29	U	
CHLOROFORM		0.16	U		0.16	U		0.16	U		0.16	U	
CHLOROMETHANE		0.3	U		0.3	U		0.3	U		0.3	U	
CIS-1,2-DICHLOROETHENE		0.17	U		0.17	U		0.17	U		0.17	U	
CIS-1,3-DICHLOROPROPENE		0.14	U		0.14	U		0.14	U		0.14	U	
DIBROMOMETHANE		0.28	U		0.28	U		0.28	U		0.28	U	
DICHLORODIFLUOROMETHANE		0.31	U		0.31	U		0.31	U		0.31	U	
DIISOPROPYL ETHER		1.5	U		1.5	U		1.5	U		1.5	U	
ETHYL TERT-BUTYL ETHER		0.11	U		0.11	U		0.11	U		0.11	U	
ETHYLBENZENE		0.17	U		0.17	U		0.17	U		0.17	U	
HEXACHLOROBUTADIENE		0.3	U		0.3	U		0.3	U		0.3	U	
ISOPROPYLBENZENE		0.13	U		0.13	U		0.13	U		0.13	U	
M+P-XYLENES		0.24	U		0.24	U		0.24	U		0.24	U	
METHYL TERT-BUTYL ETHER		0.17	U		0.17	U		0.17	U		0.17	U	
METHYLENE CHLORIDE		0.33	U		0.33	U		0.33	U		0.33	U	
NAPHTHALENE		0.24	U		0.24	U		0.24	U		0.24	U	
N-BUTYLBENZENE		0.12	U		0.12	U		0.12	U		0.12	U	
N-PROPYLBENZENE		0.14	U		0.14	U		0.14	U		0.14	U	
O-XYLENE		0.14	U		0.14	U		0.14	U		0.14	U	
SEC-BUTYLBENZENE		0.13	U		0.13	U		0.13	U		0.13	U	
STYRENE		0.11	U		0.11	U		0.11	U		0.11	U	
TERT-AMYL METHYL ETHER		0.067	U		0.067	U		0.067	U		0.067	U	
TERT-BUTYLBENZENE		0.13	U		0.13	U		0.13	U		0.13	U	
TERTIARY-BUTYL ALCOHOL		3.9	UR	C	3.9	UR	C	3.9	UR	C	3.9	UR	C
TETRACHLOROETHENE		0.29	U		0.29	U		0.29	U		0.29	U	
TOLUENE		0.17	J	P	0.13	U		0.13	U		0.13	U	
TOTAL XYLENES		0.28	U		0.28	U		0.28	U		0.28	U	
TRANS-1,2-DICHLOROETHENE		0.19	U		0.19	U		0.19	U		0.19	U	
TRANS-1,3-DICHLOROPROPENE		0.19	U		0.19	U		0.19	U		0.19	U	
TRICHLOROETHENE		0.17	U		0.17	U		0.17	U		0.17	U	
TRICHLOROFLUOROMETHANE		0.21	U		0.21	U		0.21	U		0.21	U	
VINYL ACETATE		0.19	U		0.19	U		0.19	U		0.19	U	
VINYL CHLORIDE		0.22	U		0.22	U		0.22	U		0.22	U	

PROJ_NO: 02221	NSAMPLE	TB-082809			TB-083109		
SDG: 9H25196	LAB_ID	A9H290152001			A9I030309001		
FRACTION: OV	SAMP_DATE	8/28/2009			8/31/2009		
MEDIA: WATER	QC_TYPE	NM			NM		
	UNITS	UG/L			UG/L		
	PCT_SOLIDS	0.0			0.0		
	DUP_OF						
PARAMETER		RESULT	VQL	QLCD	RESULT	VQL	QLCD
1,1,1,2-TETRACHLOROETHANE		0.23	U		0.23	U	
1,1,1-TRICHLOROETHANE		0.22	U		0.22	U	
1,1,2,2-TETRACHLOROETHANE		0.18	U		0.18	U	
1,1,2-TRICHLOROTRIFLUOROETHANE		0.28	U		0.28	U	
1,1-DICHLOROETHANE		0.15	U		0.15	U	
1,1-DICHLOROETHENE		0.19	U		0.19	U	
1,1-DICHLOROPROPENE		0.13	U		0.13	U	
1,2,3-TRICHLOROBENZENE		0.17	U		0.17	U	
1,2,3-TRICHLOROPROPANE		0.43	U		0.43	U	
1,2,3-TRIMETHYLBENZENE		0.0059	U		0.0059	U	
1,2,4-TRICHLOROBENZENE		0.15	U		0.15	U	
1,2,4-TRIMETHYLBENZENE		0.12	U		0.12	U	
1,2-DIBROMO-3-CHLOROPROPANE		0.67	U		0.67	U	
1,2-DIBROMOETHANE		0.24	U		0.24	U	
1,2-DICHLOROBENZENE		0.13	U		0.13	U	
1,2-DICHLOROETHANE		0.22	U		0.22	U	
1,2-DICHLOROPROPANE		0.18	U		0.18	U	
1,3-DICHLOROBENZENE		0.14	U		0.14	U	
1,3-DICHLOROPROPANE		0.16	U		0.16	U	
1,4-DICHLOROBENZENE		0.13	U		0.13	U	
2,2-DICHLOROPROPANE		0.13	U		0.13	U	
2-BUTANONE		0.57	U		0.57	U	
2-CHLOROETHYL VINYL ETHER		0.99	U		0.99	U	
2-CHLOROTOLUENE		0.11	U		0.11	U	
2-HEXANONE		0.41	U		0.41	U	
4-CHLOROTOLUENE		0.18	U		0.18	U	
4-ISOPROPYLTOLUENE		0.12	U		0.12	U	
4-METHYL-2-PENTANONE		0.32	U		0.32	U	
ACETONE		4.5	J	P	2.7	J	P
BENZENE		0.13	U		0.13	U	
BROMOBENZENE		0.13	U		0.13	U	
BROMOCHLOROMETHANE		0.29	U		0.29	U	
BROMODICHLOROMETHANE		0.15	U		0.15	U	
BROMOFORM		0.64	U		0.64	U	
BROMOMETHANE		0.41	U		0.41	U	
CARBON DISULFIDE		0.13	U		0.13	U	

PROJ_NO: 02221	NSAMPLE	TB-082809			TB-083109		
SDG: 9H25196	LAB_ID	A9H290152001			A9I030309001		
FRACTION: OV	SAMP_DATE	8/28/2009			8/31/2009		
MEDIA: WATER	QC_TYPE	NM			NM		
	UNITS	UG/L			UG/L		
	PCT_SOLIDS	0.0			0.0		
	DUP_OF						
PARAMETER		RESULT	VQL	QLCD	RESULT	VQL	QLCD
CARBON TETRACHLORIDE		0.13	U		0.13	U	
CHLOROBENZENE		0.15	U		0.15	U	
CHLORODIBROMOMETHANE		0.18	U		0.18	U	
CHLOROETHANE		0.29	U		0.29	U	
CHLOROFORM		0.16	U		0.16	U	
CHLOROMETHANE		0.3	U		0.3	U	
CIS-1,2-DICHLOROETHENE		0.17	U		0.17	U	
CIS-1,3-DICHLOROPROPENE		0.14	U		0.14	U	
DIBROMOMETHANE		0.28	U		0.28	U	
DICHLORODIFLUOROMETHANE		0.31	U		0.31	U	
DIISOPROPYL ETHER		1.5	U		1.5	U	
ETHYL TERT-BUTYL ETHER		0.11	U		0.11	U	
ETHYLBENZENE		0.17	U		0.17	U	
HEXACHLOROBUTADIENE		0.3	U		0.3	U	
ISOPROPYLBENZENE		0.13	U		0.13	U	
M+P-XYLENES		0.24	U		0.24	U	
METHYL TERT-BUTYL ETHER		0.17	U		0.17	U	
METHYLENE CHLORIDE		0.33	U		0.33	U	
NAPHTHALENE		0.24	U		0.24	U	
N-BUTYLBENZENE		0.12	U		0.12	U	
N-PROPYLBENZENE		0.14	U		0.14	U	
O-XYLENE		0.14	U		0.14	U	
SEC-BUTYLBENZENE		0.13	U		0.13	U	
STYRENE		0.11	U		0.11	U	
TERT-AMYL METHYL ETHER		0.067	U		0.067	U	
TERT-BUTYLBENZENE		0.13	U		0.13	U	
TERTIARY-BUTYL ALCOHOL		3.9	UR	C	3.9	UR	C
TETRACHLOROETHENE		0.29	U		0.29	U	
TOLUENE		0.13	U		0.13	U	
TOTAL XYLENES		0.28	U		0.28	U	
TRANS-1,2-DICHLOROETHENE		0.19	U		0.19	U	
TRANS-1,3-DICHLOROPROPENE		0.19	U		0.19	U	
TRICHLOROETHENE		0.17	U		0.17	U	
TRICHLOROFLUOROMETHANE		0.21	U		0.21	U	
VINYL ACETATE		0.19	U		0.19	U	
VINYL CHLORIDE		0.22	U		0.22	U	

PROJ_NO: 02221	NSAMPLE	MRC-MW14B-082709			MRC-MW14C-083109			MRC-MW15A-082709			MRC-MW16A-082709		
SDG: 9H25196	LAB_ID	A9H280125002			A9I030309002			A9H280125006			A9H280125007		
FRACTION: OS	SAMP_DATE	8/27/2009			8/31/2009			8/27/2009			8/27/2009		
MEDIA: WATER	QC_TYPE	NM			NM			NM			NM		
	UNITS	UG/L			UG/L			UG/L			UG/L		
	PCT_SOLIDS	0.0			0.0			0.0			0.0		
	DUP_OF												
PARAMETER		RESULT	VQL	QLCD	RESULT	VQL	QLCD	RESULT	VQL	QLCD	RESULT	VQL	QLCD
1,4-DIOXANE		110			0.49	U		5.7			31		

PROJ_NO: 02221	NSAMPLE	MRC-MW21A-082409			MRC-MW21B-082409			MRC-MW71A-082709			MRC-MW71B-082709		
SDG: 9H25196	LAB_ID	A9H250196002			A9H250196004			A9H280125005			A9H280125003		
FRACTION: OS	SAMP_DATE	8/24/2009			8/24/2009			8/27/2009			8/27/2009		
MEDIA: WATER	QC_TYPE	NM			NM			NM			NM		
	UNITS	UG/L			UG/L			UG/L			UG/L		
	PCT_SOLIDS	0.0			0.0			0.0			0.0		
	DUP_OF												
PARAMETER		RESULT	VQL	QLCD	RESULT	VQL	QLCD	RESULT	VQL	QLCD	RESULT	VQL	QLCD
1,4-DIOXANE		0.89	J	P	11			0.99	J	P	6.3		

PROJ_NO: 02221	NSAMPLE	MRC-MW82A-082609		
SDG: 9H25196	LAB_ID	A9H270200004		
FRACTION: OS	SAMP_DATE	8/26/2009		
MEDIA: WATER	QC_TYPE	NM		
	UNITS	UG/L		
	PCT_SOLIDS	0.0		
	DUP_OF			
PARAMETER		RESULT	VQL	QLCD
1,4-DIOXANE		0.49	U	

PROJ_NO: 02221	NSAMPLE	MRC-MW14B-082709			MRC-MW21A-082409			MRC-MW27A-082609			MRC-MW27B-082409		
SDG: 9H25196	LAB_ID	A9H280125002			A9H250196002			A9H270200002			A9H250196003		
FRACTION: OVG	SAMP_DATE	8/27/2009			8/24/2009			8/26/2009			8/24/2009		
MEDIA: WATER	QC_TYPE	NM			NM			NM			NM		
	UNITS	UG/L			UG/L			UG/L			UG/L		
	PCT_SOLIDS	.0			.0			.0			.0		
	DUP_OF												
PARAMETER		RESULT	VQL	QLCD	RESULT	VQL	QLCD	RESULT	VQL	QLCD	RESULT	VQL	QLCD
ETHANE		0.27	U		0.27	U		2			0.27	U	
ETHENE		0.24	U		0.26	J	P	2			0.24	U	
METHANE		7.2			250			1300			5.1		

PROJ_NO: 02221 SDG: 9H25196 FRACTION: OVG MEDIA: WATER	NSAMPLE	MRC-MW34A-082509			MRC-MW34B-082509			MRC-MW36A-082609			MRC-MW37A-082709		
	LAB_ID	A9H260250003			A9H260250002			A9H270200003			A9H280125004		
	SAMP_DATE	8/25/2009			8/25/2009			8/26/2009			8/27/2009		
	QC_TYPE	NM			NM			NM			NM		
	UNITS	UG/L			UG/L			UG/L			UG/L		
	PCT_SOLIDS	.0			.0			.0			.0		
	DUP_OF												
PARAMETER		RESULT	VQL	QLCD	RESULT	VQL	QLCD	RESULT	VQL	QLCD	RESULT	VQL	QLCD
ETHANE		0.27	U		0.37	J	P	0.27	U		0.27	U	
ETHENE		0.24	U		0.24	U		0.24	U		0.24	U	
METHANE		0.17	U		94			14			0.39	J	P

Appendix B

Results as Reported by the Laboratory

Tetra Tech NUS, Inc

Client Sample ID: MRC-MW14B-082709

GC/MS Volatiles

Lot-Sample #...:	A9H280125-002	**Work Order #...:**	LJX5T1AA	**Matrix.....:**	WG
Date Sampled...:	08/27/09 09:25	**Date Received..:**	08/28/09		
Prep Date.....:	09/03/09	**Analysis Date..:**	09/03/09		
Prep Batch #...:	9247341				
Dilution Factor:	83.33	**Initial Wgt/Vol:**	5 mL	**Final Wgt/Vol..:**	5 mL
		Method.....:	SW846 8260B		

PARAMETER	RESULT	REPORTING LIMIT	UNITS	MDL
Acetone	ND	420	ug/L	92
Bromobenzene	ND	83	ug/L	11
Bromochloromethane	ND	83	ug/L	24
Bromodichloromethane	ND	83	ug/L	12
2-Butanone	ND	420	ug/L	47
n-Butylbenzene	ND	83	ug/L	10
sec-Butylbenzene	ND	83	ug/L	11
tert-Butylbenzene	ND	83	ug/L	11
Carbon disulfide	ND	83	ug/L	11
Dibromochloromethane	ND	83	ug/L	15
1,2-Dibromo-3-chloro-propane	ND	170	ug/L	56
2-Chloroethyl vinyl ether	ND	420	ug/L	82
2-Chlorotoluene	ND	83	ug/L	9.2
4-Chlorotoluene	ND	83	ug/L	15
1,2-Dibromoethane	ND	83	ug/L	20
Dibromomethane	ND	83	ug/L	23
1,2-Dichlorobenzene	ND	83	ug/L	11
1,3-Dichlorobenzene	ND	83	ug/L	12
1,4-Dichlorobenzene	ND	83	ug/L	11
Dichlorodifluoromethane	ND	83	ug/L	26
cis-1,2-Dichloroethene	**41 J**	**83**	**ug/L**	**14**
trans-1,2-Dichloroethene	ND	83	ug/L	16
1,3-Dichloropropane	ND	83	ug/L	13
2,2-Dichloropropane	ND	83	ug/L	11
1,1-Dichloropropene	ND	83	ug/L	11
Trichlorofluoromethane	ND	83	ug/L	17
Hexachlorobutadiene	ND	83	ug/L	25
2-Hexanone	ND	420	ug/L	34
Isopropylbenzene	ND	83	ug/L	11
p-Isopropyltoluene	ND	83	ug/L	10
tert-Butyl alcohol	ND	1700	ug/L	320
4-Methyl-2-pentanone	ND	420	ug/L	27
Naphthalene	ND	83	ug/L	20
n-Propylbenzene	ND	83	ug/L	12
Styrene	ND	83	ug/L	9.2
1,1,1,2-Tetrachloroethane	ND	83	ug/L	19
1,2,3-Trichlorobenzene	ND	83	ug/L	14

(Continued on next page)

Tetra Tech NUS, Inc

Client Sample ID: MRC-MW14B-082709

GC/MS Volatiles

Lot-Sample #...: A9H280125-002 **Work Order #...:** LJX5T1AA **Matrix.....:** WG

PARAMETER	RESULT	REPORTING LIMIT	UNITS	MDL
1,2,4-Trichloro-benzene	ND	83	ug/L	12
1,2,3-Trichloropropane	ND	83	ug/L	36
1,1,2-Trichloro-1,2,2-trifluoroethane	ND	83	ug/L	23
1,2,4-Trimethylbenzene	ND	83	ug/L	10
Vinyl acetate	ND	170	ug/L	16
o-Xylene	ND	83	ug/L	12
Xylenes (total)	ND	170	ug/L	23
Methyl tert-butyl ether	ND	420	ug/L	14
m-Xylene & p-Xylene	ND	170	ug/L	20
1,2,3-Trimethylbenzene	ND	420	ug/L	0.49
Diisopropyl Ether (DIPE)	ND	420	ug/L	120
Ethyl-t-Butyl Ether (ETBE)	ND	420	ug/L	9.2
Tert-amyl methyl ether (TAME)	ND	420	ug/L	5.6
Benzene	**37 J**	**83**	**ug/L**	**11**
Bromoform	ND	83	ug/L	53
Bromomethane	ND	83	ug/L	34
Carbon tetrachloride	ND	83	ug/L	11
Chlorobenzene	ND	83	ug/L	12
Chloroethane	ND	83	ug/L	24
Chloroform	ND	83	ug/L	13
Chloromethane	ND	83	ug/L	25
1,1-Dichloroethane	**44 J**	**83**	**ug/L**	**12**
1,2-Dichloroethane	ND	83	ug/L	18
1,1-Dichloroethene	**550**	**83**	**ug/L**	**16**
1,2-Dichloropropane	ND	83	ug/L	15
cis-1,3-Dichloropropene	ND	83	ug/L	12
trans-1,3-Dichloropropene	ND	83	ug/L	16
Ethylbenzene	ND	83	ug/L	14
Methylene chloride	**32 J,B**	**83**	**ug/L**	**27**
1,1,2,2-Tetrachloroethane	ND	83	ug/L	15
Tetrachloroethene	ND	83	ug/L	24
Toluene	ND	83	ug/L	11
1,1,1-Trichloroethane	**18 J**	**83**	**ug/L**	**18**
Trichloroethene	**2500**	**83**	**ug/L**	**14**
Vinyl chloride	ND	83	ug/L	18

SURROGATE	PERCENT RECOVERY	RECOVERY LIMITS
Dibromofluoromethane	94	(73 - 122)
1,2-Dichloroethane-d4	95	(61 - 128)
Toluene-d8	89	(76 - 110)
4-Bromofluorobenzene	80	(74 - 116)

(Continued on next page)

Tetra Tech NUS, Inc

Client Sample ID: MRC-MW14B-082709

GC/MS Volatiles

Lot-Sample #...: A9H280125-002 Work Order #...: LJX5T1AA Matrix.....: WG

NOTE(S):

J Estimated result. Result is less than RL.

B Method blank contamination. The associated method blank contains the target analyte at a reportable level.

Tetra Tech NUS, Inc

MRC-MW14B-082709

GC/MS Volatiles

Lot-Sample #: A9H280125-002 **Work Order #:** LJX5T1AA **Matrix:** WG

MASS SPECTROMETER/DATA SYSTEM (MSDS) TENTATIVELY IDENTIFIED COMPOUNDS

PARAMETER	CAS #	ESTIMATED RESULT	RETENTION TIME	UNITS
None				ug/L

Tetra Tech NUS, Inc

Client Sample ID: MRC-MW14C-083109

GC/MS Volatiles

Lot-Sample #...: A9I030309-002	**Work Order #...:** LKAPV1AA	**Matrix.....:** WG	
Date Sampled...: 08/31/09 11:58	**Date Received..:** 09/03/09		
Prep Date.....: 09/10/09	**Analysis Date..:** 09/10/09		
Prep Batch #...: 9254376			
Dilution Factor: 1	**Initial Wgt/Vol:** 5 mL	**Final Wgt/Vol..:** 5 mL	
	Method.....: SW846 8260B		

PARAMETER	RESULT	REPORTING LIMIT	UNITS	MDL
Acetone	**3.7 J**	**5.0**	**ug/L**	**1.1**
Bromobenzene	ND	1.0	ug/L	0.13
Bromochloromethane	ND	1.0	ug/L	0.29
Bromodichloromethane	ND	1.0	ug/L	0.15
2-Butanone	ND	5.0	ug/L	0.57
n-Butylbenzene	ND	1.0	ug/L	0.12
sec-Butylbenzene	ND	1.0	ug/L	0.13
tert-Butylbenzene	ND	1.0	ug/L	0.13
Carbon disulfide	ND	1.0	ug/L	0.13
Dibromochloromethane	ND	1.0	ug/L	0.18
1,2-Dibromo-3-chloro-propane	ND	2.0	ug/L	0.67
2-Chloroethyl vinyl ether	ND	5.0	ug/L	0.99
2-Chlorotoluene	ND	1.0	ug/L	0.11
4-Chlorotoluene	ND	1.0	ug/L	0.18
1,2-Dibromoethane	ND	1.0	ug/L	0.24
Dibromomethane	ND	1.0	ug/L	0.28
1,2-Dichlorobenzene	ND	1.0	ug/L	0.13
1,3-Dichlorobenzene	ND	1.0	ug/L	0.14
1,4-Dichlorobenzene	ND	1.0	ug/L	0.13
Dichlorodifluoromethane	ND	1.0	ug/L	0.31
cis-1,2-Dichloroethene	ND	1.0	ug/L	0.17
trans-1,2-Dichloroethene	ND	1.0	ug/L	0.19
1,3-Dichloropropane	ND	1.0	ug/L	0.16
2,2-Dichloropropane	ND	1.0	ug/L	0.13
1,1-Dichloropropene	ND	1.0	ug/L	0.13
Trichlorofluoromethane	ND	1.0	ug/L	0.21
Hexachlorobutadiene	ND	1.0	ug/L	0.30
2-Hexanone	ND	5.0	ug/L	0.41
Isopropylbenzene	ND	1.0	ug/L	0.13
p-Isopropyltoluene	ND	1.0	ug/L	0.12
tert-Butyl alcohol	ND	20	ug/L	3.9
4-Methyl-2-pentanone	ND	5.0	ug/L	0.32
Naphthalene	ND	1.0	ug/L	0.24
n-Propylbenzene	ND	1.0	ug/L	0.14
Styrene	ND	1.0	ug/L	0.11
1,1,1,2-Tetrachloroethane	ND	1.0	ug/L	0.23
1,2,3-Trichlorobenzene	ND	1.0	ug/L	0.17

(Continued on next page)

Tetra Tech NUS, Inc

Client Sample ID: MRC-MW14C-083109

GC/MS Volatiles

Lot-Sample #...: A9I030309-002 **Work Order #...:** LKAPV1AA **Matrix.....:** WG

PARAMETER	RESULT	REPORTING LIMIT	UNITS	MDL
1,2,4-Trichloro-benzene	ND	1.0	ug/L	0.15
1,2,3-Trichloropropane	ND	1.0	ug/L	0.43
1,1,2-Trichloro-1,2,2-trifluoroethane	ND	1.0	ug/L	0.28
1,2,4-Trimethylbenzene	ND	1.0	ug/L	0.12
Vinyl acetate	ND	2.0	ug/L	0.19
o-Xylene	ND	1.0	ug/L	0.14
Xylenes (total)	ND	2.0	ug/L	0.28
Methyl tert-butyl ether	ND	5.0	ug/L	0.17
m-Xylene & p-Xylene	ND	2.0	ug/L	0.24
1,2,3-Trimethylbenzene	ND	5.0	ug/L	0.0059
Diisopropyl Ether (DIPE)	ND	5.0	ug/L	1.5
Ethyl-t-Butyl Ether (ETBE)	ND	5.0	ug/L	0.11
Tert-amyl methyl ether (TAME)	ND	5.0	ug/L	0.067
Benzene	ND	1.0	ug/L	0.13
Bromoform	ND	1.0	ug/L	0.64
Bromomethane	ND	1.0	ug/L	0.41
Carbon tetrachloride	ND	1.0	ug/L	0.13
Chlorobenzene	ND	1.0	ug/L	0.15
Chloroethane	ND	1.0	ug/L	0.29
Chloroform	ND	1.0	ug/L	0.16
Chloromethane	ND	1.0	ug/L	0.30
1,1-Dichloroethane	ND	1.0	ug/L	0.15
1,2-Dichloroethane	ND	1.0	ug/L	0.22
1,1-Dichloroethene	ND	1.0	ug/L	0.19
1,2-Dichloropropane	ND	1.0	ug/L	0.18
cis-1,3-Dichloropropene	ND	1.0	ug/L	0.14
trans-1,3-Dichloropropene	ND	1.0	ug/L	0.19
Ethylbenzene	ND	1.0	ug/L	0.17
Methylene chloride	ND	1.0	ug/L	0.33
1,1,2,2-Tetrachloroethane	ND	1.0	ug/L	0.18
Tetrachloroethene	ND	1.0	ug/L	0.29
Toluene	ND	1.0	ug/L	0.13
1,1,1-Trichloroethane	ND	1.0	ug/L	0.22
Trichloroethene	ND	1.0	ug/L	0.17
Vinyl chloride	ND	1.0	ug/L	0.22

SURROGATE	PERCENT RECOVERY	RECOVERY LIMITS
Dibromofluoromethane	108	(73 - 122)
1,2-Dichloroethane-d4	113	(61 - 128)
Toluene-d8	89	(76 - 110)
4-Bromofluorobenzene	77	(74 - 116)

NOTE(S):

J Estimated result. Result is less than RL.

Tetra Tech NUS, Inc

MRC-MW14C-083109

GC/MS Volatiles

Lot-Sample #: A9I030309-002 **Work Order #:** LKAPV1AA **Matrix:** WG

MASS SPECTROMETER/DATA SYSTEM (MSDS) TENTATIVELY IDENTIFIED COMPOUNDS

PARAMETER	CAS #	ESTIMATED RESULT	RETENTION TIME	UNITS
None				ug/L

Tetra Tech NUS, Inc

Client Sample ID: MRC-MW15A-082709

GC/MS Volatiles

Lot-Sample #...: A9H280125-006 **Work Order #...:** LJX6G1A0 **Matrix.....:** WG
Date Sampled...: 08/27/09 14:10 **Date Received..:** 08/28/09
Prep Date.....: 09/04/09 **Analysis Date..:** 09/04/09
Prep Batch #...: 9251273
Dilution Factor: 1.43 **Initial Wgt/Vol:** 5 mL **Final Wgt/Vol..:** 5 mL
Method.....: SW846 8260B

PARAMETER	RESULT	REPORTING LIMIT	UNITS	MDL
Acetone	**4.6 J**	**7.2**	**ug/L**	**1.6**
Bromobenzene	ND	1.4	ug/L	0.19
Bromodichloromethane	ND	1.4	ug/L	0.21
2-Butanone	ND	7.2	ug/L	0.82
n-Butylbenzene	ND	1.4	ug/L	0.17
sec-Butylbenzene	ND	1.4	ug/L	0.19
tert-Butylbenzene	ND	1.4	ug/L	0.19
Carbon disulfide	ND	1.4	ug/L	0.19
1,2-Dibromo-3-chloro-propane	ND	2.9	ug/L	0.96
2-Chlorotoluene	ND	1.4	ug/L	0.16
4-Chlorotoluene	ND	1.4	ug/L	0.26
1,2-Dibromoethane	ND	1.4	ug/L	0.34
Dibromomethane	ND	1.4	ug/L	0.40
1,2-Dichlorobenzene	ND	1.4	ug/L	0.19
1,3-Dichlorobenzene	ND	1.4	ug/L	0.20
1,4-Dichlorobenzene	ND	1.4	ug/L	0.19
Dichlorodifluoromethane	ND	1.4	ug/L	0.44
cis-1,2-Dichloroethene	ND	1.4	ug/L	0.24
trans-1,2-Dichloroethene	ND	1.4	ug/L	0.27
1,3-Dichloropropane	ND	1.4	ug/L	0.23
2,2-Dichloropropane	ND	1.4	ug/L	0.19
1,1-Dichloropropene	ND	1.4	ug/L	0.19
Trichlorofluoromethane	ND	1.4	ug/L	0.30
Hexachlorobutadiene	ND	1.4	ug/L	0.43
2-Hexanone	ND	7.2	ug/L	0.59
Isopropylbenzene	ND	1.4	ug/L	0.19
p-Isopropyltoluene	ND	1.4	ug/L	0.17
tert-Butyl alcohol	ND	29	ug/L	5.6
4-Methyl-2-pentanone	ND	7.2	ug/L	0.46
Naphthalene	ND	1.4	ug/L	0.34
n-Propylbenzene	ND	1.4	ug/L	0.20
Styrene	ND	1.4	ug/L	0.16
1,1,1,2-Tetrachloroethane	ND	1.4	ug/L	0.33
1,2,3-Trichlorobenzene	ND	1.4	ug/L	0.24
1,2,4-Trichloro-benzene	ND	1.4	ug/L	0.21
1,2,3-Trichloropropane	ND	1.4	ug/L	0.61

(Continued on next page)

Tetra Tech NUS, Inc

Client Sample ID: MRC-MW15A-082709

GC/MS Volatiles

Lot-Sample #...: A9H280125-006 **Work Order #...:** LJX6G1A0 **Matrix.....:** WG

PARAMETER	RESULT	REPORTING LIMIT	UNITS	MDL
1,1,2-Trichloro-1,2,2-trifluoroethane	ND	1.4	ug/L	0.40
1,2,4-Trimethylbenzene	ND	1.4	ug/L	0.17
Vinyl acetate	ND	2.9	ug/L	0.27
o-Xylene	ND	1.4	ug/L	0.20
Xylenes (total)	ND	2.9	ug/L	0.40
Methyl tert-butyl ether	ND	7.2	ug/L	0.24
m-Xylene & p-Xylene	ND	2.9	ug/L	0.34
1,2,3-Trimethylbenzene	ND	7.2	ug/L	0.0084
Diisopropyl Ether (DIPE)	ND	7.2	ug/L	2.1
Ethyl-t-Butyl Ether (ETBE)	ND	7.2	ug/L	0.16
Tert-amyl methyl ether (TAME)	ND	7.2	ug/L	0.096
Bromochloromethane	ND	1.4	ug/L	0.41
Dibromochloromethane	ND	1.4	ug/L	0.26
2-Chloroethyl vinyl ether	ND	7.2	ug/L	1.4
Benzene	ND	1.4	ug/L	0.19
Bromoform	ND	1.4	ug/L	0.92
Bromomethane	ND	1.4	ug/L	0.59
Carbon tetrachloride	ND	1.4	ug/L	0.19
Chlorobenzene	ND	1.4	ug/L	0.21
Chloroethane	ND	1.4	ug/L	0.41
Chloroform	ND	1.4	ug/L	0.23
Chloromethane	ND	1.4	ug/L	0.43
1,1-Dichloroethane	**17**	**1.4**	**ug/L**	**0.21**
1,2-Dichloroethane	**0.75 J**	**1.4**	**ug/L**	**0.31**
1,1-Dichloroethene	**38**	**1.4**	**ug/L**	**0.27**
1,2-Dichloropropane	ND	1.4	ug/L	0.26
cis-1,3-Dichloropropene	ND	1.4	ug/L	0.20
trans-1,3-Dichloropropene	ND	1.4	ug/L	0.27
Ethylbenzene	ND	1.4	ug/L	0.24
Methylene chloride	**1.2 J,B**	**1.4**	**ug/L**	**0.47**
1,1,2,2-Tetrachloroethane	ND	1.4	ug/L	0.26
Tetrachloroethene	ND	1.4	ug/L	0.41
Toluene	ND	1.4	ug/L	0.19
1,1,1-Trichloroethane	ND	1.4	ug/L	0.31
Trichloroethene	**0.41 J**	**1.4**	**ug/L**	**0.24**
Vinyl chloride	**7.4**	**1.4**	**ug/L**	**0.31**

SURROGATE	PERCENT RECOVERY	RECOVERY LIMITS
Dibromofluoromethane	95	(73 - 122)
1,2-Dichloroethane-d4	98	(61 - 128)
Toluene-d8	91	(76 - 110)
4-Bromofluorobenzene	80	(74 - 116)

(Continued on next page)

Tetra Tech NUS, Inc

Client Sample ID: MRC-MW15A-082709

GC/MS Volatiles

Lot-Sample #...: A9H280125-006 Work Order #...: LJX6G1A0 Matrix.....: WG

NOTE(S):

J Estimated result. Result is less than RL.

B Method blank contamination. The associated method blank contains the target analyte at a reportable level.

Tetra Tech NUS, Inc

MRC-MW15A-082709

GC/MS Volatiles

Lot-Sample #: A9H280125-006 **Work Order #:** LJX6G1A0 **Matrix:** WG

MASS SPECTROMETER/DATA SYSTEM (MSDS) TENTATIVELY IDENTIFIED COMPOUNDS

PARAMETER	CAS #	ESTIMATED RESULT	RETENTION TIME	UNITS
None				ug/L

Tetra Tech NUS, Inc

Client Sample ID: MRC-MW16A-082709

GC/MS Volatiles

Lot-Sample #...: A9H280125-007 **Work Order #...:** LJX6K1AA **Matrix.....:** WG
Date Sampled...: 08/27/09 16:47 **Date Received..:** 08/28/09
Prep Date.....: 09/03/09 **Analysis Date..:** 09/03/09
Prep Batch #...: 9247341
Dilution Factor: 4 **Initial Wgt/Vol:** 5 mL **Final Wgt/Vol..:** 5 mL
Method.....: SW846 8260B

PARAMETER	RESULT	REPORTING LIMIT	UNITS	MDL
n-Butylbenzene	ND	4.0	ug/L	0.48
sec-Butylbenzene	ND	4.0	ug/L	0.52
tert-Butylbenzene	ND	4.0	ug/L	0.52
Acetone	ND	20	ug/L	4.4
Bromobenzene	ND	4.0	ug/L	0.52
Bromodichloromethane	ND	4.0	ug/L	0.60
2-Butanone	ND	20	ug/L	2.3
Carbon disulfide	ND	4.0	ug/L	0.52
1,2-Dibromo-3-chloro-propane	ND	8.0	ug/L	2.7
2-Chlorotoluene	ND	4.0	ug/L	0.44
4-Chlorotoluene	ND	4.0	ug/L	0.72
1,2-Dibromoethane	ND	4.0	ug/L	0.96
Dibromomethane	ND	4.0	ug/L	1.1
1,2-Dichlorobenzene	ND	4.0	ug/L	0.52
1,3-Dichlorobenzene	ND	4.0	ug/L	0.56
1,4-Dichlorobenzene	ND	4.0	ug/L	0.52
Dichlorodifluoromethane	ND	4.0	ug/L	1.2
cis-1,2-Dichloroethene	**16**	**4.0**	**ug/L**	**0.68**
trans-1,2-Dichloroethene	ND	4.0	ug/L	0.76
1,3-Dichloropropane	ND	4.0	ug/L	0.64
2,2-Dichloropropane	ND	4.0	ug/L	0.52
1,1-Dichloropropene	ND	4.0	ug/L	0.52
Trichlorofluoromethane	ND	4.0	ug/L	0.84
Hexachlorobutadiene	ND	4.0	ug/L	1.2
2-Hexanone	ND	20	ug/L	1.6
Isopropylbenzene	ND	4.0	ug/L	0.52
p-Isopropyltoluene	ND	4.0	ug/L	0.48
tert-Butyl alcohol	ND	80	ug/L	16
4-Methyl-2-pentanone	ND	20	ug/L	1.3
Naphthalene	ND	4.0	ug/L	0.96
n-Propylbenzene	ND	4.0	ug/L	0.56
Styrene	ND	4.0	ug/L	0.44
1,1,1,2-Tetrachloroethane	ND	4.0	ug/L	0.92
1,2,3-Trichlorobenzene	ND	4.0	ug/L	0.68
1,2,4-Trichloro-benzene	ND	4.0	ug/L	0.60
1,2,3-Trichloropropane	ND	4.0	ug/L	1.7

(Continued on next page)

Tetra Tech NUS, Inc

Client Sample ID: MRC-MW16A-082709

GC/MS Volatiles

Lot-Sample #...: A9H280125-007 Work Order #...: LJX6K1AA Matrix.....: WG

PARAMETER	RESULT	REPORTING LIMIT	UNITS	MDL
1,1,2-Trichloro-1,2,2-trifluoroethane	ND	4.0	ug/L	1.1
1,2,4-Trimethylbenzene	ND	4.0	ug/L	0.48
Vinyl acetate	ND	8.0	ug/L	0.76
o-Xylene	ND	4.0	ug/L	0.56
Xylenes (total)	ND	8.0	ug/L	1.1
Methyl tert-butyl ether	ND	20	ug/L	0.68
m-Xylene & p-Xylene	ND	8.0	ug/L	0.96
1,2,3-Trimethylbenzene	ND	20	ug/L	0.024
Diisopropyl Ether (DIPE)	ND	20	ug/L	6.0
Ethyl-t-Butyl Ether (ETBE)	ND	20	ug/L	0.44
Tert-amyl methyl ether (TAME)	ND	20	ug/L	0.27
Bromochloromethane	ND	4.0	ug/L	1.2
Dibromochloromethane	ND	4.0	ug/L	0.72
2-Chloroethyl vinyl ether	ND	20	ug/L	4.0
Benzene	ND	4.0	ug/L	0.52
Bromoform	ND	4.0	ug/L	2.6
Bromomethane	ND	4.0	ug/L	1.6
Carbon tetrachloride	ND	4.0	ug/L	0.52
Chlorobenzene	ND	4.0	ug/L	0.60
Chloroethane	ND	4.0	ug/L	1.2
Chloroform	ND	4.0	ug/L	0.64
Chloromethane	ND	4.0	ug/L	1.2
1,1-Dichloroethane	**56**	**4.0**	**ug/L**	**0.60**
1,2-Dichloroethane	ND	4.0	ug/L	0.88
1,1-Dichloroethene	**150**	**4.0**	**ug/L**	**0.76**
1,2-Dichloropropane	ND	4.0	ug/L	0.72
cis-1,3-Dichloropropene	ND	4.0	ug/L	0.56
trans-1,3-Dichloropropene	ND	4.0	ug/L	0.76
Ethylbenzene	ND	4.0	ug/L	0.68
Methylene chloride	**1.6 J,B**	**4.0**	**ug/L**	**1.3**
1,1,2,2-Tetrachloroethane	ND	4.0	ug/L	0.72
Tetrachloroethene	**21**	**4.0**	**ug/L**	**1.2**
Toluene	ND	4.0	ug/L	0.52
1,1,1-Trichloroethane	**1.4 J**	**4.0**	**ug/L**	**0.88**
Trichloroethene	**35**	**4.0**	**ug/L**	**0.68**
Vinyl chloride	**22**	**4.0**	**ug/L**	**0.88**

SURROGATE	PERCENT RECOVERY	RECOVERY LIMITS
Dibromofluoromethane	97	(73 - 122)
1,2-Dichloroethane-d4	97	(61 - 128)
Toluene-d8	89	(76 - 110)
4-Bromofluorobenzene	81	(74 - 116)

(Continued on next page)

Tetra Tech NUS, Inc

Client Sample ID: MRC-MW16A-082709

GC/MS Volatiles

Lot-Sample #...: A9H280125-007 Work Order #...: LJX6K1AA Matrix.....: WG

NOTE(S):

J Estimated result. Result is less than RL.

B Method blank contamination. The associated method blank contains the target analyte at a reportable level.

Tetra Tech NUS, Inc

MRC-MW16A-082709

GC/MS Volatiles

Lot-Sample #: A9H280125-007 **Work Order #:** LJX6K1AA **Matrix:** WG

MASS SPECTROMETER/DATA SYSTEM (MSDS) TENTATIVELY IDENTIFIED COMPOUNDS

PARAMETER	CAS #	ESTIMATED RESULT	RETENTION TIME	UNITS
None				ug/L

Tetra Tech NUS, Inc

Client Sample ID: MRC-MW21A-082409

GC/MS Volatiles

Lot-Sample #...: A9H250196-002 **Work Order #...:** LJPW81AA **Matrix.....:** WG
Date Sampled...: 08/24/09 11:55 **Date Received..:** 08/25/09
Prep Date.....: 09/02/09 **Analysis Date..:** 09/02/09
Prep Batch #...: 9246205
Dilution Factor: 1 **Initial Wgt/Vol:** 5 mL **Final Wgt/Vol..:** 5 mL
Method.....: SW846 8260B

PARAMETER	RESULT	REPORTING LIMIT	UNITS	MDL
Acetone	**12**	**5.0**	**ug/L**	**1.1**
Bromobenzene	ND	1.0	ug/L	0.13
Bromochloromethane	ND	1.0	ug/L	0.29
Bromodichloromethane	ND	1.0	ug/L	0.15
2-Butanone	**0.63 J**	**5.0**	**ug/L**	**0.57**
n-Butylbenzene	ND	1.0	ug/L	0.12
sec-Butylbenzene	ND	1.0	ug/L	0.13
tert-Butylbenzene	ND	1.0	ug/L	0.13
Carbon disulfide	ND	1.0	ug/L	0.13
Dibromochloromethane	ND	1.0	ug/L	0.18
1,2-Dibromo-3-chloro-propane	ND	2.0	ug/L	0.67
2-Chloroethyl vinyl ether	ND	5.0	ug/L	0.99
2-Chlorotoluene	ND	1.0	ug/L	0.11
4-Chlorotoluene	ND	1.0	ug/L	0.18
1,2-Dibromoethane	ND	1.0	ug/L	0.24
Dibromomethane	ND	1.0	ug/L	0.28
1,2-Dichlorobenzene	ND	1.0	ug/L	0.13
1,3-Dichlorobenzene	ND	1.0	ug/L	0.14
1,4-Dichlorobenzene	ND	1.0	ug/L	0.13
Dichlorodifluoromethane	ND	1.0	ug/L	0.31
cis-1,2-Dichloroethene	**0.90 J**	**1.0**	**ug/L**	**0.17**
trans-1,2-Dichloroethene	ND	1.0	ug/L	0.19
1,3-Dichloropropane	ND	1.0	ug/L	0.16
2,2-Dichloropropane	ND	1.0	ug/L	0.13
1,1-Dichloropropene	ND	1.0	ug/L	0.13
Trichlorofluoromethane	ND	1.0	ug/L	0.21
Hexachlorobutadiene	ND	1.0	ug/L	0.30
2-Hexanone	ND	5.0	ug/L	0.41
Isopropylbenzene	ND	1.0	ug/L	0.13
p-Isopropyltoluene	ND	1.0	ug/L	0.12
tert-Butyl alcohol	ND	20	ug/L	3.9
4-Methyl-2-pentanone	ND	5.0	ug/L	0.32
Naphthalene	ND	1.0	ug/L	0.24
n-Propylbenzene	ND	1.0	ug/L	0.14
Styrene	ND	1.0	ug/L	0.11
1,1,1,2-Tetrachloroethane	ND	1.0	ug/L	0.23
1,2,3-Trichlorobenzene	ND	1.0	ug/L	0.17

(Continued on next page)

Tetra Tech NUS, Inc

Client Sample ID: MRC-MW21A-082409

GC/MS Volatiles

Lot-Sample #...: A9H250196-002 **Work Order #...:** LJPW81AA **Matrix.....:** WG

PARAMETER	RESULT	REPORTING LIMIT	UNITS	MDL
1,2,4-Trichloro-benzene	ND	1.0	ug/L	0.15
1,2,3-Trichloropropane	ND	1.0	ug/L	0.43
1,1,2-Trichloro-1,2,2-trifluoroethane	ND	1.0	ug/L	0.28
1,2,4-Trimethylbenzene	ND	1.0	ug/L	0.12
Vinyl acetate	ND	2.0	ug/L	0.19
o-Xylene	ND	1.0	ug/L	0.14
Xylenes (total)	ND	2.0	ug/L	0.28
Methyl tert-butyl ether	ND	5.0	ug/L	0.17
m-Xylene & p-Xylene	ND	2.0	ug/L	0.24
1,2,3-Trimethylbenzene	ND	5.0	ug/L	0.0059
Diisopropyl Ether (DIPE)	ND	5.0	ug/L	1.5
Ethyl-t-Butyl Ether (ETBE)	ND	5.0	ug/L	0.11
Tert-amyl methyl ether (TAME)	ND	5.0	ug/L	0.067
Benzene	ND	1.0	ug/L	0.13
Bromoform	ND	1.0	ug/L	0.64
Bromomethane	ND	1.0	ug/L	0.41
Carbon tetrachloride	ND	1.0	ug/L	0.13
Chlorobenzene	ND	1.0	ug/L	0.15
Chloroethane	ND	1.0	ug/L	0.29
Chloroform	ND	1.0	ug/L	0.16
Chloromethane	ND	1.0	ug/L	0.30
1,1-Dichloroethane	**11**	**1.0**	**ug/L**	**0.15**
1,2-Dichloroethane	ND	1.0	ug/L	0.22
1,1-Dichloroethene	**14**	**1.0**	**ug/L**	**0.19**
1,2-Dichloropropane	ND	1.0	ug/L	0.18
cis-1,3-Dichloropropene	ND	1.0	ug/L	0.14
trans-1,3-Dichloropropene	ND	1.0	ug/L	0.19
Ethylbenzene	ND	1.0	ug/L	0.17
Methylene chloride	ND	1.0	ug/L	0.33
1,1,2,2-Tetrachloroethane	ND	1.0	ug/L	0.18
Tetrachloroethene	**1.7**	**1.0**	**ug/L**	**0.29**
Toluene	ND	1.0	ug/L	0.13
1,1,1-Trichloroethane	ND	1.0	ug/L	0.22
Trichloroethene	**9.3**	**1.0**	**ug/L**	**0.17**
Vinyl chloride	**1.3**	**1.0**	**ug/L**	**0.22**

SURROGATE	PERCENT RECOVERY	RECOVERY LIMITS
Dibromofluoromethane	92	(73 - 122)
1,2-Dichloroethane-d4	93	(61 - 128)
Toluene-d8	91	(76 - 110)
4-Bromofluorobenzene	82	(74 - 116)

NOTE(S):

J Estimated result. Result is less than RL.

Tetra Tech NUS, Inc

MRC-MW21A-082409

GC/MS Volatiles

Lot-Sample #: A9H250196-002 **Work Order #:** LJPW81AA **Matrix:** WG

MASS SPECTROMETER/DATA SYSTEM (MSDS) TENTATIVELY IDENTIFIED COMPOUNDS

PARAMETER	CAS #	ESTIMATED RESULT	RETENTION TIME	UNITS
None				ug/L

Tetra Tech NUS, Inc

Client Sample ID: MRC-MW21B-082409

GC/MS Volatiles

Lot-Sample #...: A9H250196-004 **Work Order #...:** LJPXQ1AA **Matrix.....:** WG
Date Sampled...: 08/24/09 15:05 **Date Received..:** 08/25/09
Prep Date.....: 09/03/09 **Analysis Date..:** 09/03/09
Prep Batch #...: 9247341
Dilution Factor: 18.18 **Initial Wgt/Vol:** 5 mL **Final Wgt/Vol..:** 5 mL
Method.....: SW846 8260B

PARAMETER	RESULT	REPORTING LIMIT	UNITS	MDL
Acetone	ND	91	ug/L	20
Bromobenzene	ND	18	ug/L	2.4
Bromochloromethane	ND	18	ug/L	5.3
Bromodichloromethane	ND	18	ug/L	2.7
2-Butanone	ND	91	ug/L	10
n-Butylbenzene	ND	18	ug/L	2.2
sec-Butylbenzene	ND	18	ug/L	2.4
tert-Butylbenzene	ND	18	ug/L	2.4
Carbon disulfide	ND	18	ug/L	2.4
Dibromochloromethane	ND	18	ug/L	3.3
1,2-Dibromo-3-chloro-propane	ND	36	ug/L	12
2-Chloroethyl vinyl ether	ND	91	ug/L	18
2-Chlorotoluene	ND	18	ug/L	2.0
4-Chlorotoluene	ND	18	ug/L	3.3
1,2-Dibromoethane	ND	18	ug/L	4.4
Dibromomethane	ND	18	ug/L	5.1
1,2-Dichlorobenzene	ND	18	ug/L	2.4
1,3-Dichlorobenzene	ND	18	ug/L	2.5
1,4-Dichlorobenzene	ND	18	ug/L	2.4
Dichlorodifluoromethane	ND	18	ug/L	5.6
cis-1,2-Dichloroethene	**5.5 J**	**18**	**ug/L**	**3.1**
trans-1,2-Dichloroethene	ND	18	ug/L	3.5
1,3-Dichloropropane	ND	18	ug/L	2.9
2,2-Dichloropropane	ND	18	ug/L	2.4
1,1-Dichloropropene	ND	18	ug/L	2.4
Trichlorofluoromethane	ND	18	ug/L	3.8
Hexachlorobutadiene	ND	18	ug/L	5.5
2-Hexanone	ND	91	ug/L	7.5
Isopropylbenzene	**10 J**	**18**	**ug/L**	**2.4**
p-Isopropyltoluene	ND	18	ug/L	2.2
tert-Butyl alcohol	ND	360	ug/L	71
4-Methyl-2-pentanone	ND	91	ug/L	5.8
Naphthalene	ND	18	ug/L	4.4
n-Propylbenzene	ND	18	ug/L	2.5
Styrene	ND	18	ug/L	2.0
1,1,1,2-Tetrachloroethane	ND	18	ug/L	4.2
1,2,3-Trichlorobenzene	ND	18	ug/L	3.1

(Continued on next page)

Tetra Tech NUS, Inc

Client Sample ID: MRC-MW21B-082409

GC/MS Volatiles

Lot-Sample #...: A9H250196-004 **Work Order #...:** LJPXQ1AA **Matrix.....:** WG

PARAMETER	RESULT	REPORTING LIMIT	UNITS	MDL
1,2,4-Trichloro-benzene	ND	18	ug/L	2.7
1,2,3-Trichloropropane	ND	18	ug/L	7.8
1,1,2-Trichloro-1,2,2-trifluoroethane	ND	18	ug/L	5.1
1,2,4-Trimethylbenzene	ND	18	ug/L	2.2
Vinyl acetate	ND	36	ug/L	3.5
o-Xylene	ND	18	ug/L	2.5
Xylenes (total)	ND	36	ug/L	5.1
Methyl tert-butyl ether	ND	91	ug/L	3.1
m-Xylene & p-Xylene	ND	36	ug/L	4.4
1,2,3-Trimethylbenzene	ND	91	ug/L	0.11
Diisopropyl Ether (DIPE)	ND	91	ug/L	27
Ethyl-t-Butyl Ether (ETBE)	ND	91	ug/L	2.0
Tert-amyl methyl ether (TAME)	ND	91	ug/L	1.2
Benzene	**27**	**18**	**ug/L**	**2.4**
Bromoform	ND	18	ug/L	12
Bromomethane	ND	18	ug/L	7.5
Carbon tetrachloride	ND	18	ug/L	2.4
Chlorobenzene	ND	18	ug/L	2.7
Chloroethane	ND	18	ug/L	5.3
Chloroform	ND	18	ug/L	2.9
Chloromethane	ND	18	ug/L	5.5
1,1-Dichloroethane	**15 J**	**18**	**ug/L**	**2.7**
1,2-Dichloroethane	ND	18	ug/L	4.0
1,1-Dichloroethene	**140**	**18**	**ug/L**	**3.5**
1,2-Dichloropropane	ND	18	ug/L	3.3
cis-1,3-Dichloropropene	ND	18	ug/L	2.5
trans-1,3-Dichloropropene	ND	18	ug/L	3.5
Ethylbenzene	ND	18	ug/L	3.1
Methylene chloride	**7.7 J,B**	**18**	**ug/L**	**6.0**
1,1,2,2-Tetrachloroethane	ND	18	ug/L	3.3
Tetrachloroethene	**7.7 J**	**18**	**ug/L**	**5.3**
Toluene	ND	18	ug/L	2.4
1,1,1-Trichloroethane	ND	18	ug/L	4.0
Trichloroethene	**550**	**18**	**ug/L**	**3.1**
Vinyl chloride	ND	18	ug/L	4.0

SURROGATE	PERCENT RECOVERY	RECOVERY LIMITS
Dibromofluoromethane	94	(73 - 122)
1,2-Dichloroethane-d4	93	(61 - 128)
Toluene-d8	91	(76 - 110)
4-Bromofluorobenzene	86	(74 - 116)

(Continued on next page)

Tetra Tech NUS, Inc

Client Sample ID: MRC-MW21B-082409

GC/MS Volatiles

Lot-Sample #...: A9H250196-004 Work Order #...: LJPXQ1AA Matrix.....: WG

NOTE(S):

J Estimated result. Result is less than RL.

B Method blank contamination. The associated method blank contains the target analyte at a reportable level.

Tetra Tech NUS, Inc

MRC-MW21B-082409

GC/MS Volatiles

Lot-Sample #: A9H250196-004 **Work Order #:** LJPXQ1AA **Matrix:** WG

MASS SPECTROMETER/DATA SYSTEM (MSDS) TENTATIVELY IDENTIFIED COMPOUNDS

PARAMETER	CAS #	ESTIMATED RESULT		RETENTION TIME	UNITS
Unknown		20 J	M	2.0383	ug/L

NOTE(S):

M: Result was measured against nearest internal standard assuming a response factor of 1.

Tetra Tech NUS, Inc

Client Sample ID: MRC-MW27A-082609

GC/MS Volatiles

Lot-Sample #...:	A9H270200-002	**Work Order #...:**	LJWDQ1AA	**Matrix.....:**	WG
Date Sampled...:	08/26/09 09:46	**Date Received..:**	08/27/09		
Prep Date.....:	09/02/09	**Analysis Date..:**	09/02/09		
Prep Batch #...:	9246205				
Dilution Factor:	6.67	**Initial Wgt/Vol:**	5 mL	**Final Wgt/Vol..:**	5 mL
		Method.....:	SW846 8260B		

PARAMETER	RESULT	REPORTING LIMIT	UNITS	MDL
Acetone	ND	33	ug/L	7.3
Bromobenzene	ND	6.7	ug/L	0.87
Bromochloromethane	ND	6.7	ug/L	1.9
Bromodichloromethane	ND	6.7	ug/L	1.0
2-Butanone	ND	33	ug/L	3.8
n-Butylbenzene	ND	6.7	ug/L	0.80
sec-Butylbenzene	ND	6.7	ug/L	0.87
tert-Butylbenzene	ND	6.7	ug/L	0.87
Carbon disulfide	ND	6.7	ug/L	0.87
Dibromochloromethane	ND	6.7	ug/L	1.2
1,2-Dibromo-3-chloro-propane	ND	13	ug/L	4.5
2-Chloroethyl vinyl ether	ND	33	ug/L	6.6
2-Chlorotoluene	ND	6.7	ug/L	0.73
4-Chlorotoluene	ND	6.7	ug/L	1.2
1,2-Dibromoethane	ND	6.7	ug/L	1.6
Dibromomethane	ND	6.7	ug/L	1.9
1,2-Dichlorobenzene	ND	6.7	ug/L	0.87
1,3-Dichlorobenzene	ND	6.7	ug/L	0.93
1,4-Dichlorobenzene	ND	6.7	ug/L	0.87
Dichlorodifluoromethane	ND	6.7	ug/L	2.1
cis-1,2-Dichloroethene	**61**	**6.7**	**ug/L**	**1.1**
trans-1,2-Dichloroethene	**4.2 J**	**6.7**	**ug/L**	**1.3**
1,3-Dichloropropane	ND	6.7	ug/L	1.1
2,2-Dichloropropane	ND	6.7	ug/L	0.87
1,1-Dichloropropene	ND	6.7	ug/L	0.87
Trichlorofluoromethane	ND	6.7	ug/L	1.4
Hexachlorobutadiene	ND	6.7	ug/L	2.0
2-Hexanone	ND	33	ug/L	2.7
Isopropylbenzene	ND	6.7	ug/L	0.87
p-Isopropyltoluene	ND	6.7	ug/L	0.80
tert-Butyl alcohol	ND	130	ug/L	26
4-Methyl-2-pentanone	ND	33	ug/L	2.1
Naphthalene	ND	6.7	ug/L	1.6
n-Propylbenzene	ND	6.7	ug/L	0.93
Styrene	ND	6.7	ug/L	0.73
1,1,1,2-Tetrachloroethane	ND	6.7	ug/L	1.5
1,2,3-Trichlorobenzene	ND	6.7	ug/L	1.1

(Continued on next page)

Tetra Tech NUS, Inc

Client Sample ID: MRC-MW27A-082609

GC/MS Volatiles

Lot-Sample #...: A9H270200-002 **Work Order #...:** LJWDQ1AA **Matrix.....:** WG

PARAMETER	RESULT	REPORTING LIMIT	UNITS	MDL
1,2,4-Trichloro-benzene	ND	6.7	ug/L	1.0
1,2,3-Trichloropropane	ND	6.7	ug/L	2.9
1,1,2-Trichloro-1,2,2-trifluoroethane	ND	6.7	ug/L	1.9
1,2,4-Trimethylbenzene	ND	6.7	ug/L	0.80
Vinyl acetate	ND	13	ug/L	1.3
o-Xylene	ND	6.7	ug/L	0.93
Xylenes (total)	ND	13	ug/L	1.9
Methyl tert-butyl ether	**42**	**33**	**ug/L**	**1.1**
m-Xylene & p-Xylene	ND	13	ug/L	1.6
1,2,3-Trimethylbenzene	ND	33	ug/L	0.039
Diisopropyl Ether (DIPE)	ND	33	ug/L	10
Ethyl-t-Butyl Ether (ETBE)	ND	33	ug/L	0.73
Tert-amyl methyl ether (TAME)	ND	33	ug/L	0.45
Benzene	ND	6.7	ug/L	0.87
Bromoform	ND	6.7	ug/L	4.3
Bromomethane	ND	6.7	ug/L	2.7
Carbon tetrachloride	ND	6.7	ug/L	0.87
Chlorobenzene	ND	6.7	ug/L	1.0
Chloroethane	ND	6.7	ug/L	1.9
Chloroform	ND	6.7	ug/L	1.1
Chloromethane	ND	6.7	ug/L	2.0
1,1-Dichloroethane	**2.1 J**	**6.7**	**ug/L**	**1.0**
1,2-Dichloroethane	ND	6.7	ug/L	1.5
1,1-Dichloroethene	**3.4 J**	**6.7**	**ug/L**	**1.3**
1,2-Dichloropropane	ND	6.7	ug/L	1.2
cis-1,3-Dichloropropene	ND	6.7	ug/L	0.93
trans-1,3-Dichloropropene	ND	6.7	ug/L	1.3
Ethylbenzene	ND	6.7	ug/L	1.1
Methylene chloride	**3.3 J,B**	**6.7**	**ug/L**	**2.2**
1,1,2,2-Tetrachloroethane	ND	6.7	ug/L	1.2
Tetrachloroethene	ND	6.7	ug/L	1.9
Toluene	ND	6.7	ug/L	0.87
1,1,1-Trichloroethane	ND	6.7	ug/L	1.5
Trichloroethene	**250**	**6.7**	**ug/L**	**1.1**
Vinyl chloride	**19**	**6.7**	**ug/L**	**1.5**

SURROGATE	PERCENT RECOVERY	RECOVERY LIMITS
Dibromofluoromethane	97	(73 - 122)
1,2-Dichloroethane-d4	93	(61 - 128)
Toluene-d8	90	(76 - 110)
4-Bromofluorobenzene	81	(74 - 116)

(Continued on next page)

Tetra Tech NUS, Inc

Client Sample ID: MRC-MW27A-082609

GC/MS Volatiles

Lot-Sample #...: A9H270200-002 Work Order #...: LJWDQ1AA Matrix.....: WG

NOTE(S):

J Estimated result. Result is less than RL.

B Method blank contamination. The associated method blank contains the target analyte at a reportable level.

Tetra Tech NUS, Inc

MRC-MW27A-082609

GC/MS Volatiles

Lot-Sample #: A9H270200-002 **Work Order #:** LJWDQ1AA **Matrix:** WG

MASS SPECTROMETER/DATA SYSTEM (MSDS) TENTATIVELY IDENTIFIED COMPOUNDS

PARAMETER	CAS #	ESTIMATED RESULT		RETENTION TIME	UNITS
Butane, 2-methyl-	78-78-4	11 NJ	M	2.0384	ug/L

NOTE(S):

M: Result was measured against nearest internal standard assuming a response factor of 1.

Tetra Tech NUS, Inc

Client Sample ID: MRC-MW27B-082409

GC/MS Volatiles

Lot-Sample #...: A9H250196-003	**Work Order #...:** LJPXM1AM	**Matrix.....:** WG	
Date Sampled...: 08/24/09 13:50	**Date Received..:** 08/25/09		
Prep Date.....: 09/03/09	**Analysis Date..:** 09/03/09		
Prep Batch #...: 9247341			
Dilution Factor: 16.67	**Initial Wgt/Vol:** 5 mL	**Final Wgt/Vol..:** 5 mL	
	Method.....: SW846 8260B		

PARAMETER	RESULT	REPORTING LIMIT	UNITS	MDL
Acetone	ND	83	ug/L	18
Bromobenzene	ND	17	ug/L	2.2
Bromochloromethane	ND	17	ug/L	4.8
Bromodichloromethane	ND	17	ug/L	2.5
2-Butanone	ND	83	ug/L	9.5
n-Butylbenzene	ND	17	ug/L	2.0
sec-Butylbenzene	ND	17	ug/L	2.2
tert-Butylbenzene	ND	17	ug/L	2.2
Carbon disulfide	ND	17	ug/L	2.2
Dibromochloromethane	ND	17	ug/L	3.0
1,2-Dibromo-3-chloro-propane	ND	33	ug/L	11
2-Chloroethyl vinyl ether	ND	83	ug/L	17
2-Chlorotoluene	ND	17	ug/L	1.8
4-Chlorotoluene	ND	17	ug/L	3.0
1,2-Dibromoethane	ND	17	ug/L	4.0
Dibromomethane	ND	17	ug/L	4.7
1,2-Dichlorobenzene	ND	17	ug/L	2.2
1,3-Dichlorobenzene	ND	17	ug/L	2.3
1,4-Dichlorobenzene	ND	17	ug/L	2.2
Dichlorodifluoromethane	ND	17	ug/L	5.2
cis-1,2-Dichloroethene	**210**	**17**	**ug/L**	**2.8**
trans-1,2-Dichloroethene	ND	17	ug/L	3.2
1,3-Dichloropropane	ND	17	ug/L	2.7
2,2-Dichloropropane	ND	17	ug/L	2.2
1,1-Dichloropropene	ND	17	ug/L	2.2
Trichlorofluoromethane	ND	17	ug/L	3.5
Hexachlorobutadiene	ND	17	ug/L	5.0
2-Hexanone	ND	83	ug/L	6.8
Isopropylbenzene	ND	17	ug/L	2.2
p-Isopropyltoluene	ND	17	ug/L	2.0
tert-Butyl alcohol	ND	330	ug/L	65
4-Methyl-2-pentanone	ND	83	ug/L	5.3
Naphthalene	ND	17	ug/L	4.0
n-Propylbenzene	ND	17	ug/L	2.3
Styrene	ND	17	ug/L	1.8
1,1,1,2-Tetrachloroethane	ND	17	ug/L	3.8
1,2,3-Trichlorobenzene	ND	17	ug/L	2.8

(Continued on next page)

Tetra Tech NUS, Inc

Client Sample ID: MRC-MW27B-082409

GC/MS Volatiles

Lot-Sample #...: A9H250196-003 **Work Order #...:** LJPXM1AM **Matrix.....:** WG

PARAMETER	RESULT	REPORTING LIMIT	UNITS	MDL
1,2,4-Trichloro-benzene	ND	17	ug/L	2.5
1,2,3-Trichloropropane	ND	17	ug/L	7.2
1,1,2-Trichloro-1,2,2-trifluoroethane	ND	17	ug/L	4.7
1,2,4-Trimethylbenzene	ND	17	ug/L	2.0
Vinyl acetate	ND	33	ug/L	3.2
o-Xylene	ND	17	ug/L	2.3
Xylenes (total)	ND	33	ug/L	4.7
Methyl tert-butyl ether	ND	83	ug/L	2.8
m-Xylene & p-Xylene	ND	33	ug/L	4.0
1,2,3-Trimethylbenzene	ND	83	ug/L	0.098
Diisopropyl Ether (DIPE)	ND	83	ug/L	25
Ethyl-t-Butyl Ether (ETBE)	ND	83	ug/L	1.8
Tert-amyl methyl ether (TAME)	ND	83	ug/L	1.1
Benzene	ND	17	ug/L	2.2
Bromoform	ND	17	ug/L	11
Bromomethane	ND	17	ug/L	6.8
Carbon tetrachloride	ND	17	ug/L	2.2
Chlorobenzene	ND	17	ug/L	2.5
Chloroethane	ND	17	ug/L	4.8
Chloroform	ND	17	ug/L	2.7
Chloromethane	ND	17	ug/L	5.0
1,1-Dichloroethane	ND	17	ug/L	2.5
1,2-Dichloroethane	ND	17	ug/L	3.7
1,1-Dichloroethene	**3.8 J**	**17**	**ug/L**	**3.2**
1,2-Dichloropropane	ND	17	ug/L	3.0
cis-1,3-Dichloropropene	ND	17	ug/L	2.3
trans-1,3-Dichloropropene	ND	17	ug/L	3.2
Ethylbenzene	ND	17	ug/L	2.8
Methylene chloride	**7.6 J,B**	**17**	**ug/L**	**5.5**
1,1,2,2-Tetrachloroethane	ND	17	ug/L	3.0
Tetrachloroethene	ND	17	ug/L	4.8
Toluene	ND	17	ug/L	2.2
1,1,1-Trichloroethane	ND	17	ug/L	3.7
Trichloroethene	**520**	**17**	**ug/L**	**2.8**
Vinyl chloride	ND	17	ug/L	3.7

SURROGATE	PERCENT RECOVERY	RECOVERY LIMITS
Dibromofluoromethane	93	(73 - 122)
1,2-Dichloroethane-d4	93	(61 - 128)
Toluene-d8	88	(76 - 110)
4-Bromofluorobenzene	83	(74 - 116)

(Continued on next page)

Tetra Tech NUS, Inc

Client Sample ID: MRC-MW27B-082409

GC/MS Volatiles

Lot-Sample #...: A9H250196-003 Work Order #...: LJPXM1AM Matrix.....: WG

NOTE(S):

J Estimated result. Result is less than RL.

B Method blank contamination. The associated method blank contains the target analyte at a reportable level.

Tetra Tech NUS, Inc

MRC-MW27B-082409

GC/MS Volatiles

Lot-Sample #: A9H250196-003 **Work Order #:** LJPXM1AM **Matrix:** WG

MASS SPECTROMETER/DATA SYSTEM (MSDS) TENTATIVELY IDENTIFIED COMPOUNDS

PARAMETER	CAS #	ESTIMATED RESULT	RETENTION TIME	UNITS
None				ug/L

Tetra Tech NUS, Inc

Client Sample ID: MRC-MW34A-082509

GC/MS Volatiles

Lot-Sample #...: A9H260250-003	**Work Order #...:** LJTDX1AM	**Matrix.....:** WG	
Date Sampled...: 08/25/09 15:10	**Date Received..:** 08/26/09		
Prep Date.....: 09/02/09	**Analysis Date..:** 09/02/09		
Prep Batch #...: 9246205			
Dilution Factor: 1	**Initial Wgt/Vol:** 5 mL	**Final Wgt/Vol..:** 5 mL	
	Method.....: SW846 8260B		

PARAMETER	RESULT	REPORTING LIMIT	UNITS	MDL
Acetone	**2.4 J**	**5.0**	**ug/L**	**1.1**
Bromobenzene	ND	1.0	ug/L	0.13
Bromochloromethane	ND	1.0	ug/L	0.29
Bromodichloromethane	ND	1.0	ug/L	0.15
2-Butanone	ND	5.0	ug/L	0.57
n-Butylbenzene	ND	1.0	ug/L	0.12
sec-Butylbenzene	ND	1.0	ug/L	0.13
tert-Butylbenzene	ND	1.0	ug/L	0.13
Carbon disulfide	ND	1.0	ug/L	0.13
Dibromochloromethane	ND	1.0	ug/L	0.18
1,2-Dibromo-3-chloro-propane	ND	2.0	ug/L	0.67
2-Chloroethyl vinyl ether	ND	5.0	ug/L	0.99
2-Chlorotoluene	ND	1.0	ug/L	0.11
4-Chlorotoluene	ND	1.0	ug/L	0.18
1,2-Dibromoethane	ND	1.0	ug/L	0.24
Dibromomethane	ND	1.0	ug/L	0.28
1,2-Dichlorobenzene	ND	1.0	ug/L	0.13
1,3-Dichlorobenzene	ND	1.0	ug/L	0.14
1,4-Dichlorobenzene	ND	1.0	ug/L	0.13
Dichlorodifluoromethane	ND	1.0	ug/L	0.31
cis-1,2-Dichloroethene	ND	1.0	ug/L	0.17
trans-1,2-Dichloroethene	ND	1.0	ug/L	0.19
1,3-Dichloropropane	ND	1.0	ug/L	0.16
2,2-Dichloropropane	ND	1.0	ug/L	0.13
1,1-Dichloropropene	ND	1.0	ug/L	0.13
Trichlorofluoromethane	ND	1.0	ug/L	0.21
Hexachlorobutadiene	ND	1.0	ug/L	0.30
2-Hexanone	ND	5.0	ug/L	0.41
Isopropylbenzene	ND	1.0	ug/L	0.13
p-Isopropyltoluene	ND	1.0	ug/L	0.12
tert-Butyl alcohol	ND	20	ug/L	3.9
4-Methyl-2-pentanone	ND	5.0	ug/L	0.32
Naphthalene	ND	1.0	ug/L	0.24
n-Propylbenzene	ND	1.0	ug/L	0.14
Styrene	ND	1.0	ug/L	0.11
1,1,1,2-Tetrachloroethane	ND	1.0	ug/L	0.23
1,2,3-Trichlorobenzene	ND	1.0	ug/L	0.17

(Continued on next page)

Tetra Tech NUS, Inc

Client Sample ID: MRC-MW34A-082509

GC/MS Volatiles

Lot-Sample #...: A9H260250-003 **Work Order #...:** LJTDX1AM **Matrix.....:** WG

PARAMETER	RESULT	REPORTING LIMIT	UNITS	MDL
1,2,4-Trichloro-benzene	ND	1.0	ug/L	0.15
1,2,3-Trichloropropane	ND	1.0	ug/L	0.43
1,1,2-Trichloro-1,2,2-trifluoroethane	ND	1.0	ug/L	0.28
1,2,4-Trimethylbenzene	ND	1.0	ug/L	0.12
Vinyl acetate	ND	2.0	ug/L	0.19
o-Xylene	ND	1.0	ug/L	0.14
Xylenes (total)	ND	2.0	ug/L	0.28
Methyl tert-butyl ether	ND	5.0	ug/L	0.17
m-Xylene & p-Xylene	ND	2.0	ug/L	0.24
1,2,3-Trimethylbenzene	ND	5.0	ug/L	0.0059
Diisopropyl Ether (DIPE)	ND	5.0	ug/L	1.5
Ethyl-t-Butyl Ether (ETBE)	ND	5.0	ug/L	0.11
Tert-amyl methyl ether (TAME)	ND	5.0	ug/L	0.067
Benzene	ND	1.0	ug/L	0.13
Bromoform	ND	1.0	ug/L	0.64
Bromomethane	ND	1.0	ug/L	0.41
Carbon tetrachloride	ND	1.0	ug/L	0.13
Chlorobenzene	ND	1.0	ug/L	0.15
Chloroethane	ND	1.0	ug/L	0.29
Chloroform	ND	1.0	ug/L	0.16
Chloromethane	ND	1.0	ug/L	0.30
1,1-Dichloroethane	ND	1.0	ug/L	0.15
1,2-Dichloroethane	ND	1.0	ug/L	0.22
1,1-Dichloroethene	ND	1.0	ug/L	0.19
1,2-Dichloropropane	ND	1.0	ug/L	0.18
cis-1,3-Dichloropropene	ND	1.0	ug/L	0.14
trans-1,3-Dichloropropene	ND	1.0	ug/L	0.19
Ethylbenzene	ND	1.0	ug/L	0.17
Methylene chloride	ND	1.0	ug/L	0.33
1,1,2,2-Tetrachloroethane	ND	1.0	ug/L	0.18
Tetrachloroethene	ND	1.0	ug/L	0.29
Toluene	ND	1.0	ug/L	0.13
1,1,1-Trichloroethane	ND	1.0	ug/L	0.22
Trichloroethene	**20**	**1.0**	**ug/L**	**0.17**
Vinyl chloride	ND	1.0	ug/L	0.22

SURROGATE	PERCENT RECOVERY	RECOVERY LIMITS
Dibromofluoromethane	97	(73 - 122)
1,2-Dichloroethane-d4	97	(61 - 128)
Toluene-d8	91	(76 - 110)
4-Bromofluorobenzene	83	(74 - 116)

NOTE(S):

J Estimated result. Result is less than RL.

Tetra Tech NUS, Inc

MRC-MW34A-082509

GC/MS Volatiles

Lot-Sample #: A9H260250-003 **Work Order #:** LJTDX1AM **Matrix:** WG

MASS SPECTROMETER/DATA SYSTEM (MSDS) TENTATIVELY IDENTIFIED COMPOUNDS

PARAMETER	CAS #	ESTIMATED RESULT	RETENTION TIME	UNITS
None				ug/L

Tetra Tech NUS, Inc

Client Sample ID: MRC-MW34B-082509

GC/MS Volatiles

Lot-Sample #...: A9H260250-002 **Work Order #...:** LJTCV1AA **Matrix.....:** WG
Date Sampled...: 08/25/09 11:15 **Date Received..:** 08/26/09
Prep Date.....: 09/02/09 **Analysis Date..:** 09/02/09
Prep Batch #...: 9246205
Dilution Factor: 1 **Initial Wgt/Vol:** 5 mL **Final Wgt/Vol..:** 5 mL
Method.....: SW846 8260B

PARAMETER	RESULT	REPORTING LIMIT	UNITS	MDL
Acetone	ND	5.0	ug/L	1.1
Bromobenzene	ND	1.0	ug/L	0.13
Bromochloromethane	ND	1.0	ug/L	0.29
Bromodichloromethane	ND	1.0	ug/L	0.15
2-Butanone	ND	5.0	ug/L	0.57
n-Butylbenzene	ND	1.0	ug/L	0.12
sec-Butylbenzene	ND	1.0	ug/L	0.13
tert-Butylbenzene	ND	1.0	ug/L	0.13
Carbon disulfide	ND	1.0	ug/L	0.13
Dibromochloromethane	ND	1.0	ug/L	0.18
1,2-Dibromo-3-chloro-propane	ND	2.0	ug/L	0.67
2-Chloroethyl vinyl ether	ND	5.0	ug/L	0.99
2-Chlorotoluene	ND	1.0	ug/L	0.11
4-Chlorotoluene	ND	1.0	ug/L	0.18
1,2-Dibromoethane	ND	1.0	ug/L	0.24
Dibromomethane	ND	1.0	ug/L	0.28
1,2-Dichlorobenzene	ND	1.0	ug/L	0.13
1,3-Dichlorobenzene	ND	1.0	ug/L	0.14
1,4-Dichlorobenzene	ND	1.0	ug/L	0.13
Dichlorodifluoromethane	ND	1.0	ug/L	0.31
cis-1,2-Dichloroethene	**23**	**1.0**	**ug/L**	**0.17**
trans-1,2-Dichloroethene	**1.7**	**1.0**	**ug/L**	**0.19**
1,3-Dichloropropane	ND	1.0	ug/L	0.16
2,2-Dichloropropane	ND	1.0	ug/L	0.13
1,1-Dichloropropene	ND	1.0	ug/L	0.13
Trichlorofluoromethane	ND	1.0	ug/L	0.21
Hexachlorobutadiene	ND	1.0	ug/L	0.30
2-Hexanone	ND	5.0	ug/L	0.41
Isopropylbenzene	ND	1.0	ug/L	0.13
p-Isopropyltoluene	ND	1.0	ug/L	0.12
tert-Butyl alcohol	**21**	**20**	**ug/L**	**3.9**
4-Methyl-2-pentanone	ND	5.0	ug/L	0.32
Naphthalene	ND	1.0	ug/L	0.24
n-Propylbenzene	ND	1.0	ug/L	0.14
Styrene	ND	1.0	ug/L	0.11
1,1,1,2-Tetrachloroethane	ND	1.0	ug/L	0.23
1,2,3-Trichlorobenzene	ND	1.0	ug/L	0.17

(Continued on next page)

Tetra Tech NUS, Inc

Client Sample ID: MRC-MW34B-082509

GC/MS Volatiles

Lot-Sample #...: A9H260250-002 **Work Order #...:** LJTCV1AA **Matrix.....:** WG

PARAMETER	RESULT	REPORTING LIMIT	UNITS	MDL
1,2,4-Trichloro-benzene	ND	1.0	ug/L	0.15
1,2,3-Trichloropropane	ND	1.0	ug/L	0.43
1,1,2-Trichloro-1,2,2-trifluoroethane	ND	1.0	ug/L	0.28
1,2,4-Trimethylbenzene	ND	1.0	ug/L	0.12
Vinyl acetate	ND	2.0	ug/L	0.19
o-Xylene	ND	1.0	ug/L	0.14
Xylenes (total)	ND	2.0	ug/L	0.28
Methyl tert-butyl ether	**19**	**5.0**	**ug/L**	**0.17**
m-Xylene & p-Xylene	ND	2.0	ug/L	0.24
1,2,3-Trimethylbenzene	ND	5.0	ug/L	0.0059
Diisopropyl Ether (DIPE)	ND	5.0	ug/L	1.5
Ethyl-t-Butyl Ether (ETBE)	ND	5.0	ug/L	0.11
Tert-amyl methyl ether (TAME)	ND	5.0	ug/L	0.067
Benzene	ND	1.0	ug/L	0.13
Bromoform	ND	1.0	ug/L	0.64
Bromomethane	ND	1.0	ug/L	0.41
Carbon tetrachloride	**17**	**1.0**	**ug/L**	**0.13**
Chlorobenzene	ND	1.0	ug/L	0.15
Chloroethane	ND	1.0	ug/L	0.29
Chloroform	**4.3**	**1.0**	**ug/L**	**0.16**
Chloromethane	ND	1.0	ug/L	0.30
1,1-Dichloroethane	**1.0**	**1.0**	**ug/L**	**0.15**
1,2-Dichloroethane	ND	1.0	ug/L	0.22
1,1-Dichloroethene	**0.36 J**	**1.0**	**ug/L**	**0.19**
1,2-Dichloropropane	ND	1.0	ug/L	0.18
cis-1,3-Dichloropropene	ND	1.0	ug/L	0.14
trans-1,3-Dichloropropene	ND	1.0	ug/L	0.19
Ethylbenzene	ND	1.0	ug/L	0.17
Methylene chloride	ND	1.0	ug/L	0.33
1,1,2,2-Tetrachloroethane	ND	1.0	ug/L	0.18
Tetrachloroethene	ND	1.0	ug/L	0.29
Toluene	ND	1.0	ug/L	0.13
1,1,1-Trichloroethane	ND	1.0	ug/L	0.22
Trichloroethene	**28**	**1.0**	**ug/L**	**0.17**
Vinyl chloride	**3.5**	**1.0**	**ug/L**	**0.22**

SURROGATE	PERCENT RECOVERY	RECOVERY LIMITS
Dibromofluoromethane	95	(73 - 122)
1,2-Dichloroethane-d4	95	(61 - 128)
Toluene-d8	93	(76 - 110)
4-Bromofluorobenzene	83	(74 - 116)

NOTE(S):

J Estimated result. Result is less than RL.

Tetra Tech NUS, Inc

MRC-MW34B-082509

GC/MS Volatiles

Lot-Sample #: A9H260250-002 **Work Order #:** LJTCV1AA **Matrix:** WG

MASS SPECTROMETER/DATA SYSTEM (MSDS) TENTATIVELY IDENTIFIED COMPOUNDS

PARAMETER	CAS #	ESTIMATED RESULT		RETENTION TIME	UNITS
Butane, 2-methyl-	78-78-4	1.6 NJ	M	2.0384	ug/L

NOTE(S):

M: Result was measured against nearest internal standard assuming a response factor of 1.

Tetra Tech NUS, Inc

Client Sample ID: MRC-MW36A-082609

GC/MS Volatiles

Lot-Sample #...: A9H270200-003	**Work Order #...:** LJWD41AM	**Matrix.....:** WG	
Date Sampled...: 08/26/09 11:14	**Date Received..:** 08/27/09		
Prep Date.....: 09/02/09	**Analysis Date..:** 09/02/09		
Prep Batch #...: 9246205			
Dilution Factor: 2	**Initial Wgt/Vol:** 5 mL	**Final Wgt/Vol..:** 5 mL	
	Method.....: SW846 8260B		

PARAMETER	RESULT	REPORTING LIMIT	UNITS	MDL
Bromobenzene	ND	2.0	ug/L	0.26
Bromochloromethane	ND	2.0	ug/L	0.58
4-Chlorotoluene	ND	2.0	ug/L	0.36
1,2-Dibromoethane	ND	2.0	ug/L	0.48
Dibromomethane	ND	2.0	ug/L	0.56
1,2-Dichlorobenzene	**3.9**	**2.0**	**ug/L**	**0.26**
1,3-Dichlorobenzene	**23**	**2.0**	**ug/L**	**0.28**
1,4-Dichlorobenzene	**26**	**2.0**	**ug/L**	**0.26**
Dichlorodifluoromethane	ND	2.0	ug/L	0.62
cis-1,2-Dichloroethene	**0.60 J**	**2.0**	**ug/L**	**0.34**
trans-1,2-Dichloroethene	ND	2.0	ug/L	0.38
1,3-Dichloropropane	ND	2.0	ug/L	0.32
2,2-Dichloropropane	ND	2.0	ug/L	0.26
1,1-Dichloropropene	ND	2.0	ug/L	0.26
Trichlorofluoromethane	ND	2.0	ug/L	0.42
Hexachlorobutadiene	ND	2.0	ug/L	0.60
2-Hexanone	ND	10	ug/L	0.82
Isopropylbenzene	ND	2.0	ug/L	0.26
p-Isopropyltoluene	ND	2.0	ug/L	0.24
tert-Butyl alcohol	ND	40	ug/L	7.8
4-Methyl-2-pentanone	ND	10	ug/L	0.64
Naphthalene	ND	2.0	ug/L	0.48
n-Propylbenzene	ND	2.0	ug/L	0.28
Styrene	ND	2.0	ug/L	0.22
1,1,1,2-Tetrachloroethane	ND	2.0	ug/L	0.46
1,2,3-Trichlorobenzene	**9.4**	**2.0**	**ug/L**	**0.34**
1,2,4-Trichloro-benzene	**62**	**2.0**	**ug/L**	**0.30**
1,2,3-Trichloropropane	ND	2.0	ug/L	0.86
1,1,2-Trichloro-1,2,2-trifluoroethane	ND	2.0	ug/L	0.56
1,2,4-Trimethylbenzene	ND	2.0	ug/L	0.24
Vinyl acetate	ND	4.0	ug/L	0.38
o-Xylene	ND	2.0	ug/L	0.28
Xylenes (total)	ND	4.0	ug/L	0.56
Methyl tert-butyl ether	ND	10	ug/L	0.34
m-Xylene & p-Xylene	ND	4.0	ug/L	0.48
1,2,3-Trimethylbenzene	ND	10	ug/L	0.012

(Continued on next page)

Tetra Tech NUS, Inc

Client Sample ID: MRC-MW36A-082609

GC/MS Volatiles

Lot-Sample #...: A9H270200-003 Work Order #...: LJWD41AM Matrix.....: WG

PARAMETER	RESULT	REPORTING LIMIT	UNITS	MDL
Diisopropyl Ether (DIPE)	ND	10	ug/L	3.0
Ethyl-t-Butyl Ether (ETBE)	ND	10	ug/L	0.22
Tert-amyl methyl ether (TAME)	ND	10	ug/L	0.13
Acetone	**2.4 J**	**10**	**ug/L**	**2.2**
Bromodichloromethane	ND	2.0	ug/L	0.30
2-Butanone	ND	10	ug/L	1.1
n-Butylbenzene	ND	2.0	ug/L	0.24
sec-Butylbenzene	ND	2.0	ug/L	0.26
tert-Butylbenzene	ND	2.0	ug/L	0.26
Carbon disulfide	ND	2.0	ug/L	0.26
Dibromochloromethane	ND	2.0	ug/L	0.36
1,2-Dibromo-3-chloro-propane	ND	4.0	ug/L	1.3
2-Chloroethyl vinyl ether	ND	10	ug/L	2.0
2-Chlorotoluene	ND	2.0	ug/L	0.22
Benzene	ND	2.0	ug/L	0.26
Bromoform	ND	2.0	ug/L	1.3
Bromomethane	ND	2.0	ug/L	0.82
Carbon tetrachloride	ND	2.0	ug/L	0.26
Chlorobenzene	**34**	**2.0**	**ug/L**	**0.30**
Chloroethane	ND	2.0	ug/L	0.58
Chloroform	ND	2.0	ug/L	0.32
Chloromethane	ND	2.0	ug/L	0.60
1,1-Dichloroethane	ND	2.0	ug/L	0.30
1,2-Dichloroethane	ND	2.0	ug/L	0.44
1,1-Dichloroethene	ND	2.0	ug/L	0.38
1,2-Dichloropropane	ND	2.0	ug/L	0.36
cis-1,3-Dichloropropene	ND	2.0	ug/L	0.28
trans-1,3-Dichloropropene	ND	2.0	ug/L	0.38
Ethylbenzene	ND	2.0	ug/L	0.34
Methylene chloride	**0.80 J,B**	**2.0**	**ug/L**	**0.66**
1,1,2,2-Tetrachloroethane	ND	2.0	ug/L	0.36
Tetrachloroethene	ND	2.0	ug/L	0.58
Toluene	ND	2.0	ug/L	0.26
1,1,1-Trichloroethane	ND	2.0	ug/L	0.44
Trichloroethene	**4.2**	**2.0**	**ug/L**	**0.34**
Vinyl chloride	ND	2.0	ug/L	0.44

SURROGATE	PERCENT RECOVERY	RECOVERY LIMITS
Dibromofluoromethane	93	(73 - 122)
1,2-Dichloroethane-d4	95	(61 - 128)
Toluene-d8	89	(76 - 110)
4-Bromofluorobenzene	82	(74 - 116)

(Continued on next page)

Tetra Tech NUS, Inc

Client Sample ID: MRC-MW36A-082609

GC/MS Volatiles

Lot-Sample #...: A9H270200-003 Work Order #...: LJWD41AM Matrix.....: WG

NOTE(S):

J Estimated result. Result is less than RL.

B Method blank contamination. The associated method blank contains the target analyte at a reportable level.

Tetra Tech NUS, Inc

MRC-MW36A-082609

GC/MS Volatiles

Lot-Sample #: A9H270200-003 **Work Order #:** LJWD41AM **Matrix:** WG

MASS SPECTROMETER/DATA SYSTEM (MSDS) TENTATIVELY IDENTIFIED COMPOUNDS

PARAMETER	CAS #	ESTIMATED RESULT	RETENTION TIME	UNITS
None				ug/L

Tetra Tech NUS, Inc

Client Sample ID: MRC-MW37A-082709

GC/MS Volatiles

Lot-Sample #...: A9H280125-004 **Work Order #...:** LJX581AM **Matrix.....:** WG
Date Sampled...: 08/27/09 11:30 **Date Received..:** 08/28/09
Prep Date.....: 09/03/09 **Analysis Date..:** 09/03/09
Prep Batch #...: 9247341
Dilution Factor: 25 **Initial Wgt/Vol:** 5 mL **Final Wgt/Vol..:** 5 mL
Method.....: SW846 8260B

PARAMETER	RESULT	REPORTING LIMIT	UNITS	MDL
Acetone	ND	120	ug/L	28
Bromobenzene	ND	25	ug/L	3.2
Bromochloromethane	ND	25	ug/L	7.2
Bromodichloromethane	ND	25	ug/L	3.8
2-Butanone	ND	120	ug/L	14
n-Butylbenzene	ND	25	ug/L	3.0
sec-Butylbenzene	ND	25	ug/L	3.2
tert-Butylbenzene	ND	25	ug/L	3.2
Carbon disulfide	ND	25	ug/L	3.2
Dibromochloromethane	ND	25	ug/L	4.5
1,2-Dibromo-3-chloro-propane	ND	50	ug/L	17
2-Chloroethyl vinyl ether	ND	120	ug/L	25
2-Chlorotoluene	ND	25	ug/L	2.8
4-Chlorotoluene	ND	25	ug/L	4.5
1,2-Dibromoethane	ND	25	ug/L	6.0
Dibromomethane	ND	25	ug/L	7.0
1,2-Dichlorobenzene	ND	25	ug/L	3.2
1,3-Dichlorobenzene	ND	25	ug/L	3.5
1,4-Dichlorobenzene	ND	25	ug/L	3.2
Dichlorodifluoromethane	ND	25	ug/L	7.8
cis-1,2-Dichloroethene	**12 J**	**25**	**ug/L**	**4.2**
trans-1,2-Dichloroethene	ND	25	ug/L	4.8
1,3-Dichloropropane	ND	25	ug/L	4.0
2,2-Dichloropropane	ND	25	ug/L	3.2
1,1-Dichloropropene	ND	25	ug/L	3.2
Trichlorofluoromethane	ND	25	ug/L	5.2
Hexachlorobutadiene	ND	25	ug/L	7.5
2-Hexanone	ND	120	ug/L	10
Isopropylbenzene	ND	25	ug/L	3.2
p-Isopropyltoluene	ND	25	ug/L	3.0
tert-Butyl alcohol	ND	500	ug/L	98
4-Methyl-2-pentanone	ND	120	ug/L	8.0
Naphthalene	ND	25	ug/L	6.0
n-Propylbenzene	ND	25	ug/L	3.5
Styrene	ND	25	ug/L	2.8
1,1,1,2-Tetrachloroethane	ND	25	ug/L	5.8
1,2,3-Trichlorobenzene	ND	25	ug/L	4.2

(Continued on next page)

Tetra Tech NUS, Inc

Client Sample ID: MRC-MW37A-082709

GC/MS Volatiles

Lot-Sample #...: A9H280125-004 **Work Order #...:** LJX581AM **Matrix.....:** WG

PARAMETER	RESULT	REPORTING LIMIT	UNITS	MDL
1,2,4-Trichloro-benzene	ND	25	ug/L	3.8
1,2,3-Trichloropropane	ND	25	ug/L	11
1,1,2-Trichloro-1,2,2-trifluoroethane	ND	25	ug/L	7.0
1,2,4-Trimethylbenzene	ND	25	ug/L	3.0
Vinyl acetate	ND	50	ug/L	4.8
o-Xylene	ND	25	ug/L	3.5
Xylenes (total)	ND	50	ug/L	7.0
Methyl tert-butyl ether	ND	120	ug/L	4.2
m-Xylene & p-Xylene	ND	50	ug/L	6.0
1,2,3-Trimethylbenzene	ND	120	ug/L	0.15
Diisopropyl Ether (DIPE)	ND	120	ug/L	38
Ethyl-t-Butyl Ether (ETBE)	ND	120	ug/L	2.8
Tert-amyl methyl ether (TAME)	ND	120	ug/L	1.7
Benzene	ND	25	ug/L	3.2
Bromoform	ND	25	ug/L	16
Bromomethane	ND	25	ug/L	10
Carbon tetrachloride	ND	25	ug/L	3.2
Chlorobenzene	**5.5 J**	**25**	**ug/L**	**3.8**
Chloroethane	ND	25	ug/L	7.2
Chloroform	ND	25	ug/L	4.0
Chloromethane	ND	25	ug/L	7.5
1,1-Dichloroethane	ND	25	ug/L	3.8
1,2-Dichloroethane	ND	25	ug/L	5.5
1,1-Dichloroethene	ND	25	ug/L	4.8
1,2-Dichloropropane	ND	25	ug/L	4.5
cis-1,3-Dichloropropene	ND	25	ug/L	3.5
trans-1,3-Dichloropropene	ND	25	ug/L	4.8
Ethylbenzene	ND	25	ug/L	4.2
Methylene chloride	**14 J,B**	**25**	**ug/L**	**8.2**
1,1,2,2-Tetrachloroethane	ND	25	ug/L	4.5
Tetrachloroethene	ND	25	ug/L	7.2
Toluene	ND	25	ug/L	3.2
1,1,1-Trichloroethane	ND	25	ug/L	5.5
Trichloroethene	**600**	**25**	**ug/L**	**4.2**
Vinyl chloride	ND	25	ug/L	5.5

SURROGATE	PERCENT RECOVERY	RECOVERY LIMITS
Dibromofluoromethane	95	(73 - 122)
1,2-Dichloroethane-d4	96	(61 - 128)
Toluene-d8	89	(76 - 110)
4-Bromofluorobenzene	76	(74 - 116)

(Continued on next page)

Tetra Tech NUS, Inc

MRC-MW37A-082709

GC/MS Volatiles

Lot-Sample #: A9H280125-004 **Work Order #:** LJX581AM **Matrix:** WG

MASS SPECTROMETER/DATA SYSTEM (MSDS) TENTATIVELY IDENTIFIED COMPOUNDS

PARAMETER	CAS #	ESTIMATED RESULT		RETENTION TIME	UNITS
Benzene, 1,2,3-trichloro-	87-61-6	26 NJ	M	13.303	ug/L

NOTE(S):

M: Result was measured against nearest internal standard assuming a response factor of 1.

Tetra Tech NUS, Inc

Client Sample ID: MRC-MW37A-082709

GC/MS Volatiles

Lot-Sample #...: A9H280125-004 Work Order #...: LJX581AM Matrix.....: WG

NOTE(S):

J Estimated result. Result is less than RL.

B Method blank contamination. The associated method blank contains the target analyte at a reportable level.

Tetra Tech NUS, Inc

Client Sample ID: MRC-MW37B-08

GC/MS Volatiles

Lot-Sample #...: A9H290152-002 **Work Order #...:** LJ2KH1AA **Matrix.....:** WG
Date Sampled...: 08/28/09 10:53 **Date Received..:** 08/29/09
Prep Date.....: 09/09/09 **Analysis Date..:** 09/09/09
Prep Batch #...: 9254176
Dilution Factor: 1 **Initial Wgt/Vol:** 5 mL **Final Wgt/Vol..:** 5 mL
Method.....: SW846 8260B

PARAMETER	RESULT	REPORTING LIMIT	UNITS	MDL
Methyl tert-butyl ether	ND	5.0	ug/L	0.17
m-Xylene & p-Xylene	ND	2.0	ug/L	0.24
1,2,3-Trimethylbenzene	ND	5.0	ug/L	0.0059
Diisopropyl Ether (DIPE)	ND	5.0	ug/L	1.5
Ethyl-t-Butyl Ether (ETBE)	ND	5.0	ug/L	0.11
Tert-amyl methyl ether (TAME)	ND	5.0	ug/L	0.067
Acetone	**3.2 J**	**5.0**	**ug/L**	**1.1**
Bromobenzene	ND	1.0	ug/L	0.13
Bromochloromethane	ND	1.0	ug/L	0.29
Bromodichloromethane	ND	1.0	ug/L	0.15
2-Butanone	ND	5.0	ug/L	0.57
n-Butylbenzene	ND	1.0	ug/L	0.12
sec-Butylbenzene	ND	1.0	ug/L	0.13
tert-Butylbenzene	ND	1.0	ug/L	0.13
Carbon disulfide	ND	1.0	ug/L	0.13
Dibromochloromethane	ND	1.0	ug/L	0.18
1,2-Dibromo-3-chloro-propane	ND	2.0	ug/L	0.67
2-Chloroethyl vinyl ether	ND	5.0	ug/L	0.99
2-Chlorotoluene	ND	1.0	ug/L	0.11
4-Chlorotoluene	ND	1.0	ug/L	0.18
1,2-Dibromoethane	ND	1.0	ug/L	0.24
Dibromomethane	ND	1.0	ug/L	0.28
1,2-Dichlorobenzene	ND	1.0	ug/L	0.13
1,3-Dichlorobenzene	ND	1.0	ug/L	0.14
1,4-Dichlorobenzene	ND	1.0	ug/L	0.13
Dichlorodifluoromethane	ND	1.0	ug/L	0.31
cis-1,2-Dichloroethene	**8.7**	**1.0**	**ug/L**	**0.17**
trans-1,2-Dichloroethene	ND	1.0	ug/L	0.19
1,3-Dichloropropane	ND	1.0	ug/L	0.16
2,2-Dichloropropane	ND	1.0	ug/L	0.13
1,1-Dichloropropene	ND	1.0	ug/L	0.13
Trichlorofluoromethane	ND	1.0	ug/L	0.21
Hexachlorobutadiene	ND	1.0	ug/L	0.30
2-Hexanone	ND	5.0	ug/L	0.41
Isopropylbenzene	ND	1.0	ug/L	0.13
p-Isopropyltoluene	ND	1.0	ug/L	0.12
tert-Butyl alcohol	ND	20	ug/L	3.9

(Continued on next page)

Tetra Tech NUS, Inc

Client Sample ID: MRC-MW37B-08

GC/MS Volatiles

Lot-Sample #...: A9H290152-002 **Work Order #...:** LJ2KH1AA **Matrix.....:** WG

PARAMETER	RESULT	REPORTING LIMIT	UNITS	MDL
4-Methyl-2-pentanone	ND	5.0	ug/L	0.32
Naphthalene	ND	1.0	ug/L	0.24
n-Propylbenzene	ND	1.0	ug/L	0.14
Styrene	ND	1.0	ug/L	0.11
1,1,1,2-Tetrachloroethane	ND	1.0	ug/L	0.23
1,2,3-Trichlorobenzene	ND	1.0	ug/L	0.17
1,2,4-Trichloro-benzene	ND	1.0	ug/L	0.15
1,2,3-Trichloropropane	ND	1.0	ug/L	0.43
1,1,2-Trichloro-1,2,2-trifluoroethane	**0.30 J**	**1.0**	**ug/L**	**0.28**
1,2,4-Trimethylbenzene	ND	1.0	ug/L	0.12
Vinyl acetate	ND	2.0	ug/L	0.19
o-Xylene	ND	1.0	ug/L	0.14
Xylenes (total)	ND	2.0	ug/L	0.28
Benzene	ND	1.0	ug/L	0.13
Bromoform	ND	1.0	ug/L	0.64
Bromomethane	ND	1.0	ug/L	0.41
Carbon tetrachloride	ND	1.0	ug/L	0.13
Chlorobenzene	ND	1.0	ug/L	0.15
Chloroethane	ND	1.0	ug/L	0.29
Chloroform	**0.23 J**	**1.0**	**ug/L**	**0.16**
Chloromethane	ND	1.0	ug/L	0.30
1,1-Dichloroethane	ND	1.0	ug/L	0.15
1,2-Dichloroethane	ND	1.0	ug/L	0.22
1,1-Dichloroethene	ND	1.0	ug/L	0.19
1,2-Dichloropropane	ND	1.0	ug/L	0.18
cis-1,3-Dichloropropene	ND	1.0	ug/L	0.14
trans-1,3-Dichloropropene	ND	1.0	ug/L	0.19
Ethylbenzene	ND	1.0	ug/L	0.17
Methylene chloride	ND	1.0	ug/L	0.33
1,1,2,2-Tetrachloroethane	ND	1.0	ug/L	0.18
Tetrachloroethene	ND	1.0	ug/L	0.29
Toluene	ND	1.0	ug/L	0.13
1,1,1-Trichloroethane	ND	1.0	ug/L	0.22
Trichloroethene	**38**	**1.0**	**ug/L**	**0.17**
Vinyl chloride	ND	1.0	ug/L	0.22

SURROGATE	PERCENT RECOVERY	RECOVERY LIMITS
Dibromofluoromethane	101	(73 - 122)
1,2-Dichloroethane-d4	105	(61 - 128)
Toluene-d8	91	(76 - 110)
4-Bromofluorobenzene	81	(74 - 116)

NOTE(S):

J Estimated result. Result is less than RL.

Tetra Tech NUS, Inc

MRC-MW37B-08

GC/MS Volatiles

Lot-Sample #: A9H290152-002 **Work Order #:** LJ2KH1AA **Matrix:** WG

MASS SPECTROMETER/DATA SYSTEM (MSDS) TENTATIVELY IDENTIFIED COMPOUNDS

PARAMETER	CAS #	ESTIMATED RESULT	RETENTION TIME	UNITS
None				ug/L

Tetra Tech NUS, Inc

Client Sample ID: MRC-MW71A-082709

GC/MS Volatiles

Lot-Sample #...: A9H280125-005 **Work Order #...:** LJX6A1AM **Matrix.....:** WG
Date Sampled...: 08/27/09 11:57 **Date Received..:** 08/28/09
Prep Date.....: 09/02/09 **Analysis Date..:** 09/02/09
Prep Batch #...: 9246205
Dilution Factor: 1 **Initial Wgt/Vol:** 5 mL **Final Wgt/Vol..:** 5 mL
Method.....: SW846 8260B

PARAMETER	RESULT	REPORTING LIMIT	UNITS	MDL
Acetone	**2.3 J**	**5.0**	**ug/L**	**1.1**
Bromobenzene	ND	1.0	ug/L	0.13
Bromodichloromethane	ND	1.0	ug/L	0.15
2-Butanone	ND	5.0	ug/L	0.57
n-Butylbenzene	ND	1.0	ug/L	0.12
sec-Butylbenzene	ND	1.0	ug/L	0.13
tert-Butylbenzene	ND	1.0	ug/L	0.13
Carbon disulfide	ND	1.0	ug/L	0.13
1,2-Dibromo-3-chloro-propane	ND	2.0	ug/L	0.67
2-Chlorotoluene	ND	1.0	ug/L	0.11
4-Chlorotoluene	ND	1.0	ug/L	0.18
1,2-Dibromoethane	ND	1.0	ug/L	0.24
Dibromomethane	ND	1.0	ug/L	0.28
1,2-Dichlorobenzene	ND	1.0	ug/L	0.13
1,3-Dichlorobenzene	ND	1.0	ug/L	0.14
1,4-Dichlorobenzene	ND	1.0	ug/L	0.13
Dichlorodifluoromethane	ND	1.0	ug/L	0.31
cis-1,2-Dichloroethene	ND	1.0	ug/L	0.17
trans-1,2-Dichloroethene	ND	1.0	ug/L	0.19
1,3-Dichloropropane	ND	1.0	ug/L	0.16
2,2-Dichloropropane	ND	1.0	ug/L	0.13
1,1-Dichloropropene	ND	1.0	ug/L	0.13
Trichlorofluoromethane	ND	1.0	ug/L	0.21
Hexachlorobutadiene	ND	1.0	ug/L	0.30
2-Hexanone	ND	5.0	ug/L	0.41
Isopropylbenzene	ND	1.0	ug/L	0.13
p-Isopropyltoluene	ND	1.0	ug/L	0.12
tert-Butyl alcohol	ND	20	ug/L	3.9
4-Methyl-2-pentanone	ND	5.0	ug/L	0.32
Naphthalene	ND	1.0	ug/L	0.24
n-Propylbenzene	ND	1.0	ug/L	0.14
Styrene	ND	1.0	ug/L	0.11
1,1,1,2-Tetrachloroethane	ND	1.0	ug/L	0.23
1,2,3-Trichlorobenzene	ND	1.0	ug/L	0.17
1,2,4-Trichloro-benzene	ND	1.0	ug/L	0.15
1,2,3-Trichloropropane	ND	1.0	ug/L	0.43

(Continued on next page)

Tetra Tech NUS, Inc

Client Sample ID: MRC-MW71A-082709

GC/MS Volatiles

Lot-Sample #...: A9H280125-005 Work Order #...: LJX6A1AM Matrix.....: WG

PARAMETER	RESULT	REPORTING LIMIT	UNITS	MDL
1,1,2-Trichloro-1,2,2-trifluoroethane	**0.87 J**	**1.0**	**ug/L**	**0.28**
1,2,4-Trimethylbenzene	ND	1.0	ug/L	0.12
Vinyl acetate	ND	2.0	ug/L	0.19
o-Xylene	ND	1.0	ug/L	0.14
Xylenes (total)	ND	2.0	ug/L	0.28
Methyl tert-butyl ether	ND	5.0	ug/L	0.17
m-Xylene & p-Xylene	ND	2.0	ug/L	0.24
1,2,3-Trimethylbenzene	ND	5.0	ug/L	0.0059
Diisopropyl Ether (DIPE)	ND	5.0	ug/L	1.5
Ethyl-t-Butyl Ether (ETBE)	ND	5.0	ug/L	0.11
Tert-amyl methyl ether (TAME)	ND	5.0	ug/L	0.067
Bromochloromethane	ND	1.0	ug/L	0.29
Dibromochloromethane	ND	1.0	ug/L	0.18
2-Chloroethyl vinyl ether	ND	5.0	ug/L	0.99
Benzene	ND	1.0	ug/L	0.13
Bromoform	ND	1.0	ug/L	0.64
Bromomethane	ND	1.0	ug/L	0.41
Carbon tetrachloride	ND	1.0	ug/L	0.13
Chlorobenzene	ND	1.0	ug/L	0.15
Chloroethane	ND	1.0	ug/L	0.29
Chloroform	ND	1.0	ug/L	0.16
Chloromethane	ND	1.0	ug/L	0.30
1,1-Dichloroethane	**3.3**	**1.0**	**ug/L**	**0.15**
1,2-Dichloroethane	ND	1.0	ug/L	0.22
1,1-Dichloroethene	**35**	**1.0**	**ug/L**	**0.19**
1,2-Dichloropropane	ND	1.0	ug/L	0.18
cis-1,3-Dichloropropene	ND	1.0	ug/L	0.14
trans-1,3-Dichloropropene	ND	1.0	ug/L	0.19
Ethylbenzene	ND	1.0	ug/L	0.17
Methylene chloride	ND	1.0	ug/L	0.33
1,1,2,2-Tetrachloroethane	ND	1.0	ug/L	0.18
Tetrachloroethene	ND	1.0	ug/L	0.29
Toluene	ND	1.0	ug/L	0.13
1,1,1-Trichloroethane	**2.2**	**1.0**	**ug/L**	**0.22**
Trichloroethene	**0.62 J**	**1.0**	**ug/L**	**0.17**
Vinyl chloride	**0.42 J**	**1.0**	**ug/L**	**0.22**

SURROGATE	PERCENT RECOVERY	RECOVERY LIMITS
Dibromofluoromethane	99	(73 - 122)
1,2-Dichloroethane-d4	98	(61 - 128)
Toluene-d8	89	(76 - 110)
4-Bromofluorobenzene	81	(74 - 116)

NOTE(S):

J Estimated result. Result is less than RL.

Tetra Tech NUS, Inc

MRC-MW71A-082709

GC/MS Volatiles

Lot-Sample #: A9H280125-005 **Work Order #:** LJX6A1AM **Matrix:** WG

MASS SPECTROMETER/DATA SYSTEM (MSDS) TENTATIVELY IDENTIFIED COMPOUNDS

PARAMETER	CAS #	ESTIMATED RESULT	RETENTION TIME	UNITS
None				ug/L

Tetra Tech NUS, Inc

Client Sample ID: MRC-MW71B-082709

GC/MS Volatiles

Lot-Sample #...: A9H280125-003	**Work Order #...:** LJX541AA	**Matrix.....:** WG	
Date Sampled...: 08/27/09 10:07	**Date Received..:** 08/28/09		
Prep Date.....: 09/02/09	**Analysis Date..:** 09/02/09		
Prep Batch #...: 9246205			
Dilution Factor: 1.43	**Initial Wgt/Vol:** 5 mL	**Final Wgt/Vol..:** 5 mL	
	Method.....: SW846 8260B		

PARAMETER	RESULT	REPORTING LIMIT	UNITS	MDL
Acetone	**4.2 J**	**7.2**	**ug/L**	**1.6**
Bromobenzene	ND	1.4	ug/L	0.19
Bromodichloromethane	ND	1.4	ug/L	0.21
2-Butanone	ND	7.2	ug/L	0.82
n-Butylbenzene	ND	1.4	ug/L	0.17
sec-Butylbenzene	ND	1.4	ug/L	0.19
tert-Butylbenzene	ND	1.4	ug/L	0.19
Carbon disulfide	ND	1.4	ug/L	0.19
1,2-Dibromo-3-chloro-propane	ND	2.9	ug/L	0.96
2-Chlorotoluene	ND	1.4	ug/L	0.16
4-Chlorotoluene	ND	1.4	ug/L	0.26
1,2-Dibromoethane	ND	1.4	ug/L	0.34
Dibromomethane	ND	1.4	ug/L	0.40
1,2-Dichlorobenzene	ND	1.4	ug/L	0.19
1,3-Dichlorobenzene	ND	1.4	ug/L	0.20
1,4-Dichlorobenzene	ND	1.4	ug/L	0.19
Dichlorodifluoromethane	ND	1.4	ug/L	0.44
cis-1,2-Dichloroethene	**5.9**	**1.4**	**ug/L**	**0.24**
trans-1,2-Dichloroethene	ND	1.4	ug/L	0.27
1,3-Dichloropropane	ND	1.4	ug/L	0.23
2,2-Dichloropropane	ND	1.4	ug/L	0.19
1,1-Dichloropropene	ND	1.4	ug/L	0.19
Trichlorofluoromethane	ND	1.4	ug/L	0.30
Hexachlorobutadiene	ND	1.4	ug/L	0.43
2-Hexanone	ND	7.2	ug/L	0.59
Isopropylbenzene	ND	1.4	ug/L	0.19
p-Isopropyltoluene	ND	1.4	ug/L	0.17
tert-Butyl alcohol	ND	29	ug/L	5.6
4-Methyl-2-pentanone	ND	7.2	ug/L	0.46
Naphthalene	ND	1.4	ug/L	0.34
n-Propylbenzene	ND	1.4	ug/L	0.20
Styrene	ND	1.4	ug/L	0.16
1,1,1,2-Tetrachloroethane	ND	1.4	ug/L	0.33
1,2,3-Trichlorobenzene	ND	1.4	ug/L	0.24
1,2,4-Trichloro-benzene	ND	1.4	ug/L	0.21
1,2,3-Trichloropropane	ND	1.4	ug/L	0.61

(Continued on next page)

Tetra Tech NUS, Inc

Client Sample ID: MRC-MW71B-082709

GC/MS Volatiles

Lot-Sample #...: A9H280125-003 **Work Order #...:** LJX541AA **Matrix.....:** WG

PARAMETER	RESULT	REPORTING LIMIT	UNITS	MDL
1,1,2-Trichloro-1,2,2-trifluoroethane	ND	1.4	ug/L	0.40
1,2,4-Trimethylbenzene	ND	1.4	ug/L	0.17
Vinyl acetate	ND	2.9	ug/L	0.27
o-Xylene	ND	1.4	ug/L	0.20
Xylenes (total)	ND	2.9	ug/L	0.40
Methyl tert-butyl ether	ND	7.2	ug/L	0.24
m-Xylene & p-Xylene	ND	2.9	ug/L	0.34
1,2,3-Trimethylbenzene	ND	7.2	ug/L	0.0084
Diisopropyl Ether (DIPE)	ND	7.2	ug/L	2.1
Ethyl-t-Butyl Ether (ETBE)	ND	7.2	ug/L	0.16
Tert-amyl methyl ether (TAME)	ND	7.2	ug/L	0.096
Bromochloromethane	ND	1.4	ug/L	0.41
Dibromochloromethane	ND	1.4	ug/L	0.26
2-Chloroethyl vinyl ether	ND	7.2	ug/L	1.4
Benzene	ND	1.4	ug/L	0.19
Bromoform	ND	1.4	ug/L	0.92
Bromomethane	ND	1.4	ug/L	0.59
Carbon tetrachloride	ND	1.4	ug/L	0.19
Chlorobenzene	ND	1.4	ug/L	0.21
Chloroethane	ND	1.4	ug/L	0.41
Chloroform	ND	1.4	ug/L	0.23
Chloromethane	ND	1.4	ug/L	0.43
1,1-Dichloroethane	**2.2**	**1.4**	**ug/L**	**0.21**
1,2-Dichloroethane	**0.31 J**	**1.4**	**ug/L**	**0.31**
1,1-Dichloroethene	**21**	**1.4**	**ug/L**	**0.27**
1,2-Dichloropropane	ND	1.4	ug/L	0.26
cis-1,3-Dichloropropene	ND	1.4	ug/L	0.20
trans-1,3-Dichloropropene	ND	1.4	ug/L	0.27
Ethylbenzene	ND	1.4	ug/L	0.24
Methylene chloride	**0.48 J,B**	**1.4**	**ug/L**	**0.47**
1,1,2,2-Tetrachloroethane	ND	1.4	ug/L	0.26
Tetrachloroethene	ND	1.4	ug/L	0.41
Toluene	ND	1.4	ug/L	0.19
1,1,1-Trichloroethane	**0.43 J**	**1.4**	**ug/L**	**0.31**
Trichloroethene	**54**	**1.4**	**ug/L**	**0.24**
Vinyl chloride	ND	1.4	ug/L	0.31

SURROGATE	PERCENT RECOVERY	RECOVERY LIMITS
Dibromofluoromethane	96	(73 - 122)
1,2-Dichloroethane-d4	96	(61 - 128)
Toluene-d8	89	(76 - 110)
4-Bromofluorobenzene	83	(74 - 116)

(Continued on next page)

Tetra Tech NUS, Inc

Client Sample ID: MRC-MW71B-082709

GC/MS Volatiles

Lot-Sample #...: A9H280125-003 Work Order #...: LJX541AA Matrix.....: WG

NOTE(S):

J Estimated result. Result is less than RL.

B Method blank contamination. The associated method blank contains the target analyte at a reportable level.

Tetra Tech NUS, Inc

MRC-MW71B-082709

GC/MS Volatiles

Lot-Sample #: A9H280125-003 **Work Order #:** LJX541AA **Matrix:** WG

MASS SPECTROMETER/DATA SYSTEM (MSDS) TENTATIVELY IDENTIFIED COMPOUNDS

PARAMETER	CAS #	ESTIMATED RESULT	RETENTION TIME	UNITS
None				ug/L

Tetra Tech NUS, Inc

Client Sample ID: MRC-MW82A-082609

GC/MS Volatiles

Lot-Sample #...: A9H270200-004 **Work Order #...:** LJWD81AA **Matrix.....:** WG
Date Sampled...: 08/26/09 13:56 **Date Received..:** 08/27/09
Prep Date.....: 09/02/09 **Analysis Date..:** 09/02/09
Prep Batch #...: 9246205
Dilution Factor: 1 **Initial Wgt/Vol:** 5 mL **Final Wgt/Vol..:** 5 mL
Method.....: SW846 8260B

PARAMETER	RESULT	REPORTING LIMIT	UNITS	MDL
Acetone	**3.5 J**	**5.0**	**ug/L**	**1.1**
Bromobenzene	ND	1.0	ug/L	0.13
Bromochloromethane	ND	1.0	ug/L	0.29
Bromodichloromethane	ND	1.0	ug/L	0.15
2-Butanone	ND	5.0	ug/L	0.57
n-Butylbenzene	ND	1.0	ug/L	0.12
sec-Butylbenzene	ND	1.0	ug/L	0.13
tert-Butylbenzene	ND	1.0	ug/L	0.13
Carbon disulfide	ND	1.0	ug/L	0.13
Dibromochloromethane	ND	1.0	ug/L	0.18
1,2-Dibromo-3-chloro-propane	ND	2.0	ug/L	0.67
2-Chloroethyl vinyl ether	ND	5.0	ug/L	0.99
2-Chlorotoluene	ND	1.0	ug/L	0.11
4-Chlorotoluene	ND	1.0	ug/L	0.18
1,2-Dibromoethane	ND	1.0	ug/L	0.24
Dibromomethane	ND	1.0	ug/L	0.28
1,2-Dichlorobenzene	ND	1.0	ug/L	0.13
1,3-Dichlorobenzene	ND	1.0	ug/L	0.14
1,4-Dichlorobenzene	ND	1.0	ug/L	0.13
Dichlorodifluoromethane	ND	1.0	ug/L	0.31
cis-1,2-Dichloroethene	ND	1.0	ug/L	0.17
trans-1,2-Dichloroethene	ND	1.0	ug/L	0.19
1,3-Dichloropropane	ND	1.0	ug/L	0.16
2,2-Dichloropropane	ND	1.0	ug/L	0.13
1,1-Dichloropropene	ND	1.0	ug/L	0.13
Trichlorofluoromethane	ND	1.0	ug/L	0.21
Hexachlorobutadiene	ND	1.0	ug/L	0.30
2-Hexanone	ND	5.0	ug/L	0.41
Isopropylbenzene	ND	1.0	ug/L	0.13
p-Isopropyltoluene	ND	1.0	ug/L	0.12
tert-Butyl alcohol	ND	20	ug/L	3.9
4-Methyl-2-pentanone	ND	5.0	ug/L	0.32
Naphthalene	ND	1.0	ug/L	0.24
n-Propylbenzene	ND	1.0	ug/L	0.14
Styrene	ND	1.0	ug/L	0.11
1,1,1,2-Tetrachloroethane	ND	1.0	ug/L	0.23
1,2,3-Trichlorobenzene	ND	1.0	ug/L	0.17

(Continued on next page)

Tetra Tech NUS, Inc

Client Sample ID: MRC-MW82A-082609

GC/MS Volatiles

Lot-Sample #...: A9H270200-004 **Work Order #...:** LJWD81AA **Matrix.....:** WG

PARAMETER	RESULT	REPORTING LIMIT	UNITS	MDL
1,2,4-Trichloro-benzene	**0.21 J**	**1.0**	**ug/L**	**0.15**
1,2,3-Trichloropropane	ND	1.0	ug/L	0.43
1,1,2-Trichloro-1,2,2-trifluoroethane	ND	1.0	ug/L	0.28
1,2,4-Trimethylbenzene	ND	1.0	ug/L	0.12
Vinyl acetate	ND	2.0	ug/L	0.19
o-Xylene	ND	1.0	ug/L	0.14
Xylenes (total)	ND	2.0	ug/L	0.28
Methyl tert-butyl ether	ND	5.0	ug/L	0.17
m-Xylene & p-Xylene	ND	2.0	ug/L	0.24
1,2,3-Trimethylbenzene	ND	5.0	ug/L	0.0059
Diisopropyl Ether (DIPE)	ND	5.0	ug/L	1.5
Ethyl-t-Butyl Ether (ETBE)	ND	5.0	ug/L	0.11
Tert-amyl methyl ether (TAME)	ND	5.0	ug/L	0.067
Benzene	ND	1.0	ug/L	0.13
Bromoform	ND	1.0	ug/L	0.64
Bromomethane	ND	1.0	ug/L	0.41
Carbon tetrachloride	ND	1.0	ug/L	0.13
Chlorobenzene	ND	1.0	ug/L	0.15
Chloroethane	ND	1.0	ug/L	0.29
Chloroform	**0.30 J**	**1.0**	**ug/L**	**0.16**
Chloromethane	ND	1.0	ug/L	0.30
1,1-Dichloroethane	ND	1.0	ug/L	0.15
1,2-Dichloroethane	ND	1.0	ug/L	0.22
1,1-Dichloroethene	ND	1.0	ug/L	0.19
1,2-Dichloropropane	ND	1.0	ug/L	0.18
cis-1,3-Dichloropropene	ND	1.0	ug/L	0.14
trans-1,3-Dichloropropene	ND	1.0	ug/L	0.19
Ethylbenzene	ND	1.0	ug/L	0.17
Methylene chloride	ND	1.0	ug/L	0.33
1,1,2,2-Tetrachloroethane	ND	1.0	ug/L	0.18
Tetrachloroethene	ND	1.0	ug/L	0.29
Toluene	ND	1.0	ug/L	0.13
1,1,1-Trichloroethane	ND	1.0	ug/L	0.22
Trichloroethene	ND	1.0	ug/L	0.17
Vinyl chloride	ND	1.0	ug/L	0.22

SURROGATE	PERCENT RECOVERY	RECOVERY LIMITS
Dibromofluoromethane	91	(73 - 122)
1,2-Dichloroethane-d4	94	(61 - 128)
Toluene-d8	87	(76 - 110)
4-Bromofluorobenzene	78	(74 - 116)

NOTE(S):

J Estimated result. Result is less than RL.

Tetra Tech NUS, Inc

MRC-MW82A-082609

GC/MS Volatiles

Lot-Sample #: A9H270200-004 **Work Order #:** LJWD81AA **Matrix:** WG

MASS SPECTROMETER/DATA SYSTEM (MSDS) TENTATIVELY IDENTIFIED COMPOUNDS

PARAMETER	CAS #	ESTIMATED RESULT	RETENTION TIME	UNITS
None				ug/L

Tetra Tech NUS, Inc

Client Sample ID: TB-082409

GC/MS Volatiles

Lot-Sample #...: A9H250196-001 **Work Order #...:** LJPW21AA **Matrix.....:** WQ
Date Sampled...: 08/24/09 08:00 **Date Received..:** 08/25/09
Prep Date.....: 09/02/09 **Analysis Date..:** 09/02/09
Prep Batch #...: 9246205
Dilution Factor: 1 **Initial Wgt/Vol:** 5 mL **Final Wgt/Vol..:** 5 mL
Method.....: SW846 8260B

PARAMETER	RESULT	REPORTING LIMIT	UNITS	MDL
1,2,4-Trichloro-benzene	ND	1.0	ug/L	0.15
Acetone	**4.1 J**	**5.0**	**ug/L**	**1.1**
Bromobenzene	ND	1.0	ug/L	0.13
Bromodichloromethane	ND	1.0	ug/L	0.15
2-Butanone	ND	5.0	ug/L	0.57
n-Butylbenzene	ND	1.0	ug/L	0.12
2-Chlorotoluene	ND	1.0	ug/L	0.11
1,2-Dichlorobenzene	ND	1.0	ug/L	0.13
1,3-Dichlorobenzene	ND	1.0	ug/L	0.14
1,4-Dichlorobenzene	ND	1.0	ug/L	0.13
Dichlorodifluoromethane	ND	1.0	ug/L	0.31
cis-1,2-Dichloroethene	ND	1.0	ug/L	0.17
1,2,3-Trichloropropane	ND	1.0	ug/L	0.43
1,1,2-Trichloro-1,2,2-trifluoroethane	ND	1.0	ug/L	0.28
1,2,4-Trimethylbenzene	ND	1.0	ug/L	0.12
Vinyl acetate	ND	2.0	ug/L	0.19
o-Xylene	ND	1.0	ug/L	0.14
Xylenes (total)	ND	2.0	ug/L	0.28
Methyl tert-butyl ether	ND	5.0	ug/L	0.17
m-Xylene & p-Xylene	ND	2.0	ug/L	0.24
4-Chlorotoluene	ND	1.0	ug/L	0.18
1,2-Dibromoethane	ND	1.0	ug/L	0.24
Dibromomethane	ND	1.0	ug/L	0.28
trans-1,2-Dichloroethene	ND	1.0	ug/L	0.19
1,3-Dichloropropane	ND	1.0	ug/L	0.16
2,2-Dichloropropane	ND	1.0	ug/L	0.13
1,1-Dichloropropene	ND	1.0	ug/L	0.13
Trichlorofluoromethane	ND	1.0	ug/L	0.21
Hexachlorobutadiene	ND	1.0	ug/L	0.30
2-Hexanone	ND	5.0	ug/L	0.41
Isopropylbenzene	ND	1.0	ug/L	0.13
p-Isopropyltoluene	ND	1.0	ug/L	0.12
tert-Butyl alcohol	ND	20	ug/L	3.9
4-Methyl-2-pentanone	ND	5.0	ug/L	0.32
Naphthalene	ND	1.0	ug/L	0.24
n-Propylbenzene	ND	1.0	ug/L	0.14

(Continued on next page)

Tetra Tech NUS, Inc

Client Sample ID: TB-082409

GC/MS Volatiles

Lot-Sample #...: A9H250196-001 Work Order #...: LJPW21AA Matrix.....: WQ

PARAMETER	RESULT	REPORTING LIMIT	UNITS	MDL
Styrene	ND	1.0	ug/L	0.11
1,1,1,2-Tetrachloroethane	ND	1.0	ug/L	0.23
1,2,3-Trichlorobenzene	ND	1.0	ug/L	0.17
Bromochloromethane	ND	1.0	ug/L	0.29
sec-Butylbenzene	ND	1.0	ug/L	0.13
tert-Butylbenzene	ND	1.0	ug/L	0.13
Carbon disulfide	ND	1.0	ug/L	0.13
Dibromochloromethane	ND	1.0	ug/L	0.18
1,2-Dibromo-3-chloro-propane	ND	2.0	ug/L	0.67
2-Chloroethyl vinyl ether	ND	5.0	ug/L	0.99
1,2,3-Trimethylbenzene	ND	5.0	ug/L	0.0059
Diisopropyl Ether (DIPE)	ND	5.0	ug/L	1.5
Ethyl-t-Butyl Ether (ETBE)	ND	5.0	ug/L	0.11
Tert-amyl methyl ether (TAME)	ND	5.0	ug/L	0.067
Benzene	ND	1.0	ug/L	0.13
Bromoform	ND	1.0	ug/L	0.64
Bromomethane	ND	1.0	ug/L	0.41
Carbon tetrachloride	ND	1.0	ug/L	0.13
Chlorobenzene	ND	1.0	ug/L	0.15
Chloroethane	ND	1.0	ug/L	0.29
Chloroform	ND	1.0	ug/L	0.16
Chloromethane	ND	1.0	ug/L	0.30
1,1-Dichloroethane	ND	1.0	ug/L	0.15
1,2-Dichloroethane	ND	1.0	ug/L	0.22
1,1-Dichloroethene	ND	1.0	ug/L	0.19
1,2-Dichloropropane	ND	1.0	ug/L	0.18
cis-1,3-Dichloropropene	ND	1.0	ug/L	0.14
trans-1,3-Dichloropropene	ND	1.0	ug/L	0.19
Ethylbenzene	ND	1.0	ug/L	0.17
Methylene chloride	ND	1.0	ug/L	0.33
1,1,2,2-Tetrachloroethane	ND	1.0	ug/L	0.18
Tetrachloroethene	ND	1.0	ug/L	0.29
Toluene	**0.17 J**	**1.0**	**ug/L**	**0.13**
1,1,1-Trichloroethane	ND	1.0	ug/L	0.22
Trichloroethene	ND	1.0	ug/L	0.17
Vinyl chloride	ND	1.0	ug/L	0.22

SURROGATE	PERCENT RECOVERY	RECOVERY LIMITS
Dibromofluoromethane	93	(73 - 122)
1,2-Dichloroethane-d4	94	(61 - 128)
Toluene-d8	90	(76 - 110)
4-Bromofluorobenzene	82	(74 - 116)

NOTE(S):

J Estimated result. Result is less than RL.

Tetra Tech NUS, Inc

TB-082409

GC/MS Volatiles

Lot-Sample #: A9H250196-001 **Work Order #:** LJPW21AA **Matrix:** WQ

MASS SPECTROMETER/DATA SYSTEM (MSDS) TENTATIVELY IDENTIFIED COMPOUNDS

PARAMETER	CAS #	ESTIMATED RESULT	RETENTION TIME	UNITS
None				ug/L

Tetra Tech NUS, Inc

Client Sample ID: TB-082509

GC/MS Volatiles

Lot-Sample #...: A9H260250-001 **Work Order #...:** LJTCP1AA **Matrix.....:** WQ
Date Sampled...: 08/25/09 08:00 **Date Received..:** 08/26/09
Prep Date.....: 09/02/09 **Analysis Date..:** 09/02/09
Prep Batch #...: 9246205
Dilution Factor: 1 **Initial Wgt/Vol:** 5 mL **Final Wgt/Vol..:** 5 mL
Method.....: SW846 8260B

PARAMETER	RESULT	REPORTING LIMIT	UNITS	MDL
trans-1,2-Dichloroethene	ND	1.0	ug/L	0.19
1,3-Dichloropropane	ND	1.0	ug/L	0.16
2,2-Dichloropropane	ND	1.0	ug/L	0.13
1,1-Dichloropropene	ND	1.0	ug/L	0.13
Trichlorofluoromethane	ND	1.0	ug/L	0.21
Hexachlorobutadiene	ND	1.0	ug/L	0.30
2-Hexanone	ND	5.0	ug/L	0.41
Isopropylbenzene	ND	1.0	ug/L	0.13
p-Isopropyltoluene	ND	1.0	ug/L	0.12
tert-Butyl alcohol	ND	20	ug/L	3.9
4-Methyl-2-pentanone	ND	5.0	ug/L	0.32
Naphthalene	ND	1.0	ug/L	0.24
n-Propylbenzene	ND	1.0	ug/L	0.14
Styrene	ND	1.0	ug/L	0.11
1,1,1,2-Tetrachloroethane	ND	1.0	ug/L	0.23
1,2,3-Trichlorobenzene	ND	1.0	ug/L	0.17
1,2,4-Trichloro-benzene	ND	1.0	ug/L	0.15
Acetone	**3.1 J**	**5.0**	**ug/L**	**1.1**
Bromobenzene	ND	1.0	ug/L	0.13
Bromochloromethane	ND	1.0	ug/L	0.29
Bromodichloromethane	ND	1.0	ug/L	0.15
2-Butanone	ND	5.0	ug/L	0.57
n-Butylbenzene	ND	1.0	ug/L	0.12
sec-Butylbenzene	ND	1.0	ug/L	0.13
tert-Butylbenzene	ND	1.0	ug/L	0.13
Carbon disulfide	ND	1.0	ug/L	0.13
Dibromochloromethane	ND	1.0	ug/L	0.18
1,2-Dibromo-3-chloro-propane	ND	2.0	ug/L	0.67
2-Chloroethyl vinyl ether	ND	5.0	ug/L	0.99
2-Chlorotoluene	ND	1.0	ug/L	0.11
4-Chlorotoluene	ND	1.0	ug/L	0.18
1,2-Dibromoethane	ND	1.0	ug/L	0.24
Dibromomethane	ND	1.0	ug/L	0.28
1,2-Dichlorobenzene	ND	1.0	ug/L	0.13
1,3-Dichlorobenzene	ND	1.0	ug/L	0.14
1,4-Dichlorobenzene	ND	1.0	ug/L	0.13

(Continued on next page)

Tetra Tech NUS, Inc

Client Sample ID: TB-082509

GC/MS Volatiles

Lot-Sample #...: A9H260250-001 **Work Order #...:** LJTCP1AA **Matrix.....:** WQ

PARAMETER	RESULT	REPORTING LIMIT	UNITS	MDL
Dichlorodifluoromethane	ND	1.0	ug/L	0.31
cis-1,2-Dichloroethene	ND	1.0	ug/L	0.17
1,2,3-Trichloropropane	ND	1.0	ug/L	0.43
1,1,2-Trichloro-1,2,2-trifluoroethane	ND	1.0	ug/L	0.28
1,2,4-Trimethylbenzene	ND	1.0	ug/L	0.12
Vinyl acetate	ND	2.0	ug/L	0.19
o-Xylene	ND	1.0	ug/L	0.14
Xylenes (total)	ND	2.0	ug/L	0.28
Methyl tert-butyl ether	ND	5.0	ug/L	0.17
m-Xylene & p-Xylene	ND	2.0	ug/L	0.24
1,2,3-Trimethylbenzene	ND	5.0	ug/L	0.0059
Diisopropyl Ether (DIPE)	ND	5.0	ug/L	1.5
Ethyl-t-Butyl Ether (ETBE)	ND	5.0	ug/L	0.11
Tert-amyl methyl ether (TAME)	ND	5.0	ug/L	0.067
Benzene	ND	1.0	ug/L	0.13
Bromoform	ND	1.0	ug/L	0.64
Bromomethane	ND	1.0	ug/L	0.41
Carbon tetrachloride	ND	1.0	ug/L	0.13
Chlorobenzene	ND	1.0	ug/L	0.15
Chloroethane	ND	1.0	ug/L	0.29
Chloroform	ND	1.0	ug/L	0.16
Chloromethane	ND	1.0	ug/L	0.30
1,1-Dichloroethane	ND	1.0	ug/L	0.15
1,2-Dichloroethane	ND	1.0	ug/L	0.22
1,1-Dichloroethene	ND	1.0	ug/L	0.19
1,2-Dichloropropane	ND	1.0	ug/L	0.18
cis-1,3-Dichloropropene	ND	1.0	ug/L	0.14
trans-1,3-Dichloropropene	ND	1.0	ug/L	0.19
Ethylbenzene	ND	1.0	ug/L	0.17
Methylene chloride	ND	1.0	ug/L	0.33
1,1,2,2-Tetrachloroethane	ND	1.0	ug/L	0.18
Tetrachloroethene	ND	1.0	ug/L	0.29
Toluene	ND	1.0	ug/L	0.13
1,1,1-Trichloroethane	ND	1.0	ug/L	0.22
Trichloroethene	ND	1.0	ug/L	0.17
Vinyl chloride	ND	1.0	ug/L	0.22

SURROGATE	PERCENT RECOVERY	RECOVERY LIMITS
Dibromofluoromethane	94	(73 - 122)
1,2-Dichloroethane-d4	94	(61 - 128)
Toluene-d8	88	(76 - 110)
4-Bromofluorobenzene	82	(74 - 116)

NOTE(S):

J Estimated result. Result is less than RL.

Tetra Tech NUS, Inc

TB-082509

GC/MS Volatiles

Lot-Sample #: A9H260250-001 **Work Order #:** LJTCP1AA **Matrix:** WQ

MASS SPECTROMETER/DATA SYSTEM (MSDS) TENTATIVELY IDENTIFIED COMPOUNDS

PARAMETER	CAS #	ESTIMATED RESULT	RETENTION TIME	UNITS
None				ug/L

Tetra Tech NUS, Inc

Client Sample ID: TB-082609

GC/MS Volatiles

Lot-Sample #...: A9H270200-001 **Work Order #...:** LJWDE1AA **Matrix.....:** WQ
Date Sampled...: 08/26/09 08:00 **Date Received..:** 08/27/09
Prep Date.....: 09/02/09 **Analysis Date..:** 09/02/09
Prep Batch #...: 9246205
Dilution Factor: 1 **Initial Wgt/Vol:** 5 mL **Final Wgt/Vol..:** 5 mL
Method.....: SW846 8260B

PARAMETER	RESULT	REPORTING LIMIT	UNITS	MDL
trans-1,2-Dichloroethene	ND	1.0	ug/L	0.19
1,3-Dichloropropane	ND	1.0	ug/L	0.16
2,2-Dichloropropane	ND	1.0	ug/L	0.13
1,1-Dichloropropene	ND	1.0	ug/L	0.13
Trichlorofluoromethane	ND	1.0	ug/L	0.21
Hexachlorobutadiene	ND	1.0	ug/L	0.30
2-Hexanone	ND	5.0	ug/L	0.41
Isopropylbenzene	ND	1.0	ug/L	0.13
p-Isopropyltoluene	ND	1.0	ug/L	0.12
tert-Butyl alcohol	ND	20	ug/L	3.9
4-Methyl-2-pentanone	ND	5.0	ug/L	0.32
Naphthalene	ND	1.0	ug/L	0.24
n-Propylbenzene	ND	1.0	ug/L	0.14
Styrene	ND	1.0	ug/L	0.11
1,1,1,2-Tetrachloroethane	ND	1.0	ug/L	0.23
1,2,3-Trichlorobenzene	ND	1.0	ug/L	0.17
1,2,4-Trichloro-benzene	ND	1.0	ug/L	0.15
Acetone	**3.9 J**	**5.0**	**ug/L**	**1.1**
Bromobenzene	ND	1.0	ug/L	0.13
Bromochloromethane	ND	1.0	ug/L	0.29
Bromodichloromethane	ND	1.0	ug/L	0.15
2-Butanone	ND	5.0	ug/L	0.57
n-Butylbenzene	ND	1.0	ug/L	0.12
sec-Butylbenzene	ND	1.0	ug/L	0.13
tert-Butylbenzene	ND	1.0	ug/L	0.13
Carbon disulfide	ND	1.0	ug/L	0.13
Dibromochloromethane	ND	1.0	ug/L	0.18
1,2-Dibromo-3-chloro-propane	ND	2.0	ug/L	0.67
2-Chloroethyl vinyl ether	ND	5.0	ug/L	0.99
2-Chlorotoluene	ND	1.0	ug/L	0.11
4-Chlorotoluene	ND	1.0	ug/L	0.18
1,2-Dibromoethane	ND	1.0	ug/L	0.24
Dibromomethane	ND	1.0	ug/L	0.28
1,2-Dichlorobenzene	ND	1.0	ug/L	0.13
1,3-Dichlorobenzene	ND	1.0	ug/L	0.14
1,4-Dichlorobenzene	ND	1.0	ug/L	0.13

(Continued on next page)

Tetra Tech NUS, Inc

Client Sample ID: TB-082609

GC/MS Volatiles

Lot-Sample #...: A9H270200-001 **Work Order #...:** LJWDE1AA **Matrix.....:** WQ

PARAMETER	RESULT	REPORTING LIMIT	UNITS	MDL
Dichlorodifluoromethane	ND	1.0	ug/L	0.31
cis-1,2-Dichloroethene	ND	1.0	ug/L	0.17
1,2,3-Trichloropropane	ND	1.0	ug/L	0.43
1,1,2-Trichloro-1,2,2-trifluoroethane	ND	1.0	ug/L	0.28
1,2,4-Trimethylbenzene	ND	1.0	ug/L	0.12
Vinyl acetate	ND	2.0	ug/L	0.19
o-Xylene	ND	1.0	ug/L	0.14
Xylenes (total)	ND	2.0	ug/L	0.28
Methyl tert-butyl ether	ND	5.0	ug/L	0.17
m-Xylene & p-Xylene	ND	2.0	ug/L	0.24
1,2,3-Trimethylbenzene	ND	5.0	ug/L	0.0059
Diisopropyl Ether (DIPE)	ND	5.0	ug/L	1.5
Ethyl-t-Butyl Ether (ETBE)	ND	5.0	ug/L	0.11
Tert-amyl methyl ether (TAME)	ND	5.0	ug/L	0.067
Benzene	ND	1.0	ug/L	0.13
Bromoform	ND	1.0	ug/L	0.64
Bromomethane	ND	1.0	ug/L	0.41
Carbon tetrachloride	ND	1.0	ug/L	0.13
Chlorobenzene	ND	1.0	ug/L	0.15
Chloroethane	ND	1.0	ug/L	0.29
Chloroform	ND	1.0	ug/L	0.16
Chloromethane	ND	1.0	ug/L	0.30
1,1-Dichloroethane	ND	1.0	ug/L	0.15
1,2-Dichloroethane	ND	1.0	ug/L	0.22
1,1-Dichloroethene	ND	1.0	ug/L	0.19
1,2-Dichloropropane	ND	1.0	ug/L	0.18
cis-1,3-Dichloropropene	ND	1.0	ug/L	0.14
trans-1,3-Dichloropropene	ND	1.0	ug/L	0.19
Ethylbenzene	ND	1.0	ug/L	0.17
Methylene chloride	ND	1.0	ug/L	0.33
1,1,2,2-Tetrachloroethane	ND	1.0	ug/L	0.18
Tetrachloroethene	ND	1.0	ug/L	0.29
Toluene	ND	1.0	ug/L	0.13
1,1,1-Trichloroethane	ND	1.0	ug/L	0.22
Trichloroethene	ND	1.0	ug/L	0.17
Vinyl chloride	ND	1.0	ug/L	0.22

SURROGATE	PERCENT RECOVERY	RECOVERY LIMITS
Dibromofluoromethane	94	(73 - 122)
1,2-Dichloroethane-d4	95	(61 - 128)
Toluene-d8	91	(76 - 110)
4-Bromofluorobenzene	82	(74 - 116)

NOTE(S):

J Estimated result. Result is less than RL.

Tetra Tech NUS, Inc

TB-082609

GC/MS Volatiles

Lot-Sample #: A9H270200-001 **Work Order #:** LJWDE1AA **Matrix:** WQ

MASS SPECTROMETER/DATA SYSTEM (MSDS) TENTATIVELY IDENTIFIED COMPOUNDS

PARAMETER	CAS #	ESTIMATED RESULT	RETENTION TIME	UNITS
None				ug/L

Tetra Tech NUS, Inc

Client Sample ID: TB-082709

GC/MS Volatiles

Lot-Sample #...: A9H280125-001 **Work Order #...:** LJX5R1AA **Matrix.....:** WQ
Date Sampled...: 08/27/09 08:00 **Date Received..:** 08/28/09
Prep Date.....: 09/02/09 **Analysis Date..:** 09/02/09
Prep Batch #...: 9246205
Dilution Factor: 1 **Initial Wgt/Vol:** 5 mL **Final Wgt/Vol..:** 5 mL
Method.....: SW846 8260B

PARAMETER	RESULT	REPORTING LIMIT	UNITS	MDL
1,1-Dichloropropene	ND	1.0	ug/L	0.13
Trichlorofluoromethane	ND	1.0	ug/L	0.21
Hexachlorobutadiene	ND	1.0	ug/L	0.30
p-Isopropyltoluene	ND	1.0	ug/L	0.12
tert-Butyl alcohol	ND	20	ug/L	3.9
4-Methyl-2-pentanone	ND	5.0	ug/L	0.32
Naphthalene	ND	1.0	ug/L	0.24
n-Propylbenzene	ND	1.0	ug/L	0.14
1,2,3-Trichlorobenzene	ND	1.0	ug/L	0.17
1,2,4-Trichloro-benzene	ND	1.0	ug/L	0.15
n-Butylbenzene	ND	1.0	ug/L	0.12
sec-Butylbenzene	ND	1.0	ug/L	0.13
tert-Butylbenzene	ND	1.0	ug/L	0.13
Carbon disulfide	ND	1.0	ug/L	0.13
Dibromochloromethane	ND	1.0	ug/L	0.18
1,2-Dibromo-3-chloro-propane	ND	2.0	ug/L	0.67
1,2-Dibromoethane	ND	1.0	ug/L	0.24
Diisopropyl Ether (DIPE)	ND	5.0	ug/L	1.5
Ethyl-t-Butyl Ether (ETBE)	ND	5.0	ug/L	0.11
Tert-amyl methyl ether (TAME)	ND	5.0	ug/L	0.067
Dibromomethane	ND	1.0	ug/L	0.28
1,2-Dichlorobenzene	ND	1.0	ug/L	0.13
1,3-Dichlorobenzene	ND	1.0	ug/L	0.14
1,4-Dichlorobenzene	ND	1.0	ug/L	0.13
Dichlorodifluoromethane	ND	1.0	ug/L	0.31
cis-1,2-Dichloroethene	ND	1.0	ug/L	0.17
1,2,3-Trichloropropane	ND	1.0	ug/L	0.43
1,1,2-Trichloro-1,2,2-trifluoroethane	ND	1.0	ug/L	0.28
1,2,4-Trimethylbenzene	ND	1.0	ug/L	0.12
Vinyl acetate	ND	2.0	ug/L	0.19
o-Xylene	ND	1.0	ug/L	0.14
Xylenes (total)	ND	2.0	ug/L	0.28
Methyl tert-butyl ether	ND	5.0	ug/L	0.17
m-Xylene & p-Xylene	ND	2.0	ug/L	0.24
1,2,3-Trimethylbenzene	ND	5.0	ug/L	0.0059

(Continued on next page)

Tetra Tech NUS, Inc

Client Sample ID: TB-082709

GC/MS Volatiles

Lot-Sample #...: A9H280125-001 **Work Order #...:** LJX5R1AA **Matrix.....:** WQ

PARAMETER	RESULT	REPORTING LIMIT	UNITS	MDL
trans-1,2-Dichloroethene	ND	1.0	ug/L	0.19
1,3-Dichloropropane	ND	1.0	ug/L	0.16
2,2-Dichloropropane	ND	1.0	ug/L	0.13
2-Hexanone	ND	5.0	ug/L	0.41
Isopropylbenzene	ND	1.0	ug/L	0.13
Styrene	ND	1.0	ug/L	0.11
1,1,1,2-Tetrachloroethane	ND	1.0	ug/L	0.23
Acetone	**4.4 J**	**5.0**	**ug/L**	**1.1**
Bromobenzene	ND	1.0	ug/L	0.13
Bromochloromethane	ND	1.0	ug/L	0.29
Bromodichloromethane	ND	1.0	ug/L	0.15
2-Butanone	ND	5.0	ug/L	0.57
2-Chloroethyl vinyl ether	ND	5.0	ug/L	0.99
2-Chlorotoluene	ND	1.0	ug/L	0.11
4-Chlorotoluene	ND	1.0	ug/L	0.18
Benzene	ND	1.0	ug/L	0.13
Bromoform	ND	1.0	ug/L	0.64
Bromomethane	ND	1.0	ug/L	0.41
Carbon tetrachloride	ND	1.0	ug/L	0.13
Chlorobenzene	ND	1.0	ug/L	0.15
Chloroethane	ND	1.0	ug/L	0.29
Chloroform	ND	1.0	ug/L	0.16
Chloromethane	ND	1.0	ug/L	0.30
1,1-Dichloroethane	ND	1.0	ug/L	0.15
1,2-Dichloroethane	ND	1.0	ug/L	0.22
1,1-Dichloroethene	ND	1.0	ug/L	0.19
1,2-Dichloropropane	ND	1.0	ug/L	0.18
cis-1,3-Dichloropropene	ND	1.0	ug/L	0.14
trans-1,3-Dichloropropene	ND	1.0	ug/L	0.19
Ethylbenzene	ND	1.0	ug/L	0.17
Methylene chloride	ND	1.0	ug/L	0.33
1,1,2,2-Tetrachloroethane	ND	1.0	ug/L	0.18
Tetrachloroethene	ND	1.0	ug/L	0.29
Toluene	ND	1.0	ug/L	0.13
1,1,1-Trichloroethane	ND	1.0	ug/L	0.22
Trichloroethene	ND	1.0	ug/L	0.17
Vinyl chloride	ND	1.0	ug/L	0.22

SURROGATE	PERCENT RECOVERY	RECOVERY LIMITS
Dibromofluoromethane	94	(73 - 122)
1,2-Dichloroethane-d4	96	(61 - 128)
Toluene-d8	88	(76 - 110)
4-Bromofluorobenzene	81	(74 - 116)

NOTE(S):

J Estimated result. Result is less than RL.

Tetra Tech NUS, Inc

TB-082709

GC/MS Volatiles

Lot-Sample #: A9H280125-001 **Work Order #:** LJX5R1AA **Matrix:** WQ

MASS SPECTROMETER/DATA SYSTEM (MSDS) TENTATIVELY IDENTIFIED COMPOUNDS

PARAMETER	CAS #	ESTIMATED RESULT	RETENTION TIME	UNITS
None				ug/L

Tetra Tech NUS, Inc

Client Sample ID: TB-082809

GC/MS Volatiles

Lot-Sample #...:	A9H290152-001	**Work Order #...:**	LJ2KF1AA	**Matrix.....:**	WQ
Date Sampled...:	08/28/09 08:00	**Date Received..:**	08/29/09		
Prep Date.....:	09/09/09	**Analysis Date..:**	09/09/09		
Prep Batch #...:	9254176				
Dilution Factor:	1	**Initial Wgt/Vol:**	5 mL	**Final Wgt/Vol..:**	5 mL
		Method.....:	SW846 8260B		

PARAMETER	RESULT	REPORTING LIMIT	UNITS	MDL
trans-1,2-Dichloroethene	ND	1.0	ug/L	0.19
1,3-Dichloropropane	ND	1.0	ug/L	0.16
2,2-Dichloropropane	ND	1.0	ug/L	0.13
1,1-Dichloropropene	ND	1.0	ug/L	0.13
Trichlorofluoromethane	ND	1.0	ug/L	0.21
Hexachlorobutadiene	ND	1.0	ug/L	0.30
2-Hexanone	ND	5.0	ug/L	0.41
Isopropylbenzene	ND	1.0	ug/L	0.13
p-Isopropyltoluene	ND	1.0	ug/L	0.12
tert-Butyl alcohol	ND	20	ug/L	3.9
4-Methyl-2-pentanone	ND	5.0	ug/L	0.32
Naphthalene	ND	1.0	ug/L	0.24
n-Propylbenzene	ND	1.0	ug/L	0.14
Styrene	ND	1.0	ug/L	0.11
1,1,1,2-Tetrachloroethane	ND	1.0	ug/L	0.23
1,2,3-Trichlorobenzene	ND	1.0	ug/L	0.17
1,2,4-Trichloro-benzene	ND	1.0	ug/L	0.15
Acetone	**4.5 J**	**5.0**	**ug/L**	**1.1**
Bromobenzene	ND	1.0	ug/L	0.13
Bromochloromethane	ND	1.0	ug/L	0.29
Bromodichloromethane	ND	1.0	ug/L	0.15
2-Butanone	ND	5.0	ug/L	0.57
n-Butylbenzene	ND	1.0	ug/L	0.12
sec-Butylbenzene	ND	1.0	ug/L	0.13
tert-Butylbenzene	ND	1.0	ug/L	0.13
Carbon disulfide	ND	1.0	ug/L	0.13
Dibromochloromethane	ND	1.0	ug/L	0.18
1,2-Dibromo-3-chloro-propane	ND	2.0	ug/L	0.67
2-Chloroethyl vinyl ether	ND	5.0	ug/L	0.99
2-Chlorotoluene	ND	1.0	ug/L	0.11
4-Chlorotoluene	ND	1.0	ug/L	0.18
1,2-Dibromoethane	ND	1.0	ug/L	0.24
Dibromomethane	ND	1.0	ug/L	0.28
1,2-Dichlorobenzene	ND	1.0	ug/L	0.13
1,3-Dichlorobenzene	ND	1.0	ug/L	0.14
1,4-Dichlorobenzene	ND	1.0	ug/L	0.13

(Continued on next page)

Tetra Tech NUS, Inc

Client Sample ID: TB-082809

GC/MS Volatiles

Lot-Sample #...: A9H290152-001 **Work Order #...:** LJ2KF1AA **Matrix.....:** WQ

PARAMETER	RESULT	REPORTING LIMIT	UNITS	MDL
Dichlorodifluoromethane	ND	1.0	ug/L	0.31
cis-1,2-Dichloroethene	ND	1.0	ug/L	0.17
1,2,3-Trichloropropane	ND	1.0	ug/L	0.43
1,1,2-Trichloro-1,2,2-trifluoroethane	ND	1.0	ug/L	0.28
1,2,4-Trimethylbenzene	ND	1.0	ug/L	0.12
Vinyl acetate	ND	2.0	ug/L	0.19
o-Xylene	ND	1.0	ug/L	0.14
Xylenes (total)	ND	2.0	ug/L	0.28
Methyl tert-butyl ether	ND	5.0	ug/L	0.17
m-Xylene & p-Xylene	ND	2.0	ug/L	0.24
1,2,3-Trimethylbenzene	ND	5.0	ug/L	0.0059
Diisopropyl Ether (DIPE)	ND	5.0	ug/L	1.5
Ethyl-t-Butyl Ether (ETBE)	ND	5.0	ug/L	0.11
Tert-amyl methyl ether (TAME)	ND	5.0	ug/L	0.067
Benzene	ND	1.0	ug/L	0.13
Bromoform	ND	1.0	ug/L	0.64
Bromomethane	ND	1.0	ug/L	0.41
Carbon tetrachloride	ND	1.0	ug/L	0.13
Chlorobenzene	ND	1.0	ug/L	0.15
Chloroethane	ND	1.0	ug/L	0.29
Chloroform	ND	1.0	ug/L	0.16
Chloromethane	ND	1.0	ug/L	0.30
1,1-Dichloroethane	ND	1.0	ug/L	0.15
1,2-Dichloroethane	ND	1.0	ug/L	0.22
1,1-Dichloroethene	ND	1.0	ug/L	0.19
1,2-Dichloropropane	ND	1.0	ug/L	0.18
cis-1,3-Dichloropropene	ND	1.0	ug/L	0.14
trans-1,3-Dichloropropene	ND	1.0	ug/L	0.19
Ethylbenzene	ND	1.0	ug/L	0.17
Methylene chloride	ND	1.0	ug/L	0.33
1,1,2,2-Tetrachloroethane	ND	1.0	ug/L	0.18
Tetrachloroethene	ND	1.0	ug/L	0.29
Toluene	ND	1.0	ug/L	0.13
1,1,1-Trichloroethane	ND	1.0	ug/L	0.22
Trichloroethene	ND	1.0	ug/L	0.17
Vinyl chloride	ND	1.0	ug/L	0.22

SURROGATE	PERCENT RECOVERY	RECOVERY LIMITS
Dibromofluoromethane	101	(73 - 122)
1,2-Dichloroethane-d4	106	(61 - 128)
Toluene-d8	90	(76 - 110)
4-Bromofluorobenzene	82	(74 - 116)

NOTE(S):

J Estimated result. Result is less than RL.

Tetra Tech NUS, Inc

TB-082809

GC/MS Volatiles

Lot-Sample #: A9H290152-001 **Work Order #:** LJ2KF1AA **Matrix:** WQ

MASS SPECTROMETER/DATA SYSTEM (MSDS) TENTATIVELY IDENTIFIED COMPOUNDS

PARAMETER	CAS #	ESTIMATED RESULT	RETENTION TIME	UNITS
None				ug/L

Tetra Tech NUS, Inc

Client Sample ID: TB-083109

GC/MS Volatiles

Lot-Sample #...: A9I030309-001 **Work Order #...:** LKAPP1AA **Matrix.....:** WQ
Date Sampled...: 08/31/09 08:00 **Date Received..:** 09/03/09
Prep Date.....: 09/10/09 **Analysis Date..:** 09/10/09
Prep Batch #...: 9254376
Dilution Factor: 1 **Initial Wgt/Vol:** 5 mL **Final Wgt/Vol..:** 5 mL
Method.....: SW846 8260B

PARAMETER	RESULT	REPORTING LIMIT	UNITS	MDL
trans-1,2-Dichloroethene	ND	1.0	ug/L	0.19
1,3-Dichloropropane	ND	1.0	ug/L	0.16
2,2-Dichloropropane	ND	1.0	ug/L	0.13
1,1-Dichloropropene	ND	1.0	ug/L	0.13
Trichlorofluoromethane	ND	1.0	ug/L	0.21
Hexachlorobutadiene	ND	1.0	ug/L	0.30
2-Hexanone	ND	5.0	ug/L	0.41
Isopropylbenzene	ND	1.0	ug/L	0.13
p-Isopropyltoluene	ND	1.0	ug/L	0.12
tert-Butyl alcohol	ND	20	ug/L	3.9
4-Methyl-2-pentanone	ND	5.0	ug/L	0.32
Naphthalene	ND	1.0	ug/L	0.24
n-Propylbenzene	ND	1.0	ug/L	0.14
Styrene	ND	1.0	ug/L	0.11
1,1,1,2-Tetrachloroethane	ND	1.0	ug/L	0.23
1,2,3-Trichlorobenzene	ND	1.0	ug/L	0.17
1,2,4-Trichloro-benzene	ND	1.0	ug/L	0.15
Acetone	**2.7 J**	**5.0**	**ug/L**	**1.1**
Bromobenzene	ND	1.0	ug/L	0.13
Bromochloromethane	ND	1.0	ug/L	0.29
Bromodichloromethane	ND	1.0	ug/L	0.15
2-Butanone	ND	5.0	ug/L	0.57
n-Butylbenzene	ND	1.0	ug/L	0.12
sec-Butylbenzene	ND	1.0	ug/L	0.13
tert-Butylbenzene	ND	1.0	ug/L	0.13
Carbon disulfide	ND	1.0	ug/L	0.13
Dibromochloromethane	ND	1.0	ug/L	0.18
1,2-Dibromo-3-chloro-propane	ND	2.0	ug/L	0.67
2-Chloroethyl vinyl ether	ND	5.0	ug/L	0.99
2-Chlorotoluene	ND	1.0	ug/L	0.11
4-Chlorotoluene	ND	1.0	ug/L	0.18
1,2-Dibromoethane	ND	1.0	ug/L	0.24
Dibromomethane	ND	1.0	ug/L	0.28
1,2-Dichlorobenzene	ND	1.0	ug/L	0.13
1,3-Dichlorobenzene	ND	1.0	ug/L	0.14
1,4-Dichlorobenzene	ND	1.0	ug/L	0.13

(Continued on next page)

Tetra Tech NUS, Inc

Client Sample ID: TB-083109

GC/MS Volatiles

Lot-Sample #...: A9I030309-001 **Work Order #...:** LKAPP1AA **Matrix.....:** WQ

PARAMETER	RESULT	REPORTING LIMIT	UNITS	MDL
Dichlorodifluoromethane	ND	1.0	ug/L	0.31
cis-1,2-Dichloroethene	ND	1.0	ug/L	0.17
1,2,3-Trichloropropane	ND	1.0	ug/L	0.43
1,1,2-Trichloro-1,2,2-trifluoroethane	ND	1.0	ug/L	0.28
1,2,4-Trimethylbenzene	ND	1.0	ug/L	0.12
Vinyl acetate	ND	2.0	ug/L	0.19
o-Xylene	ND	1.0	ug/L	0.14
Xylenes (total)	ND	2.0	ug/L	0.28
Methyl tert-butyl ether	ND	5.0	ug/L	0.17
m-Xylene & p-Xylene	ND	2.0	ug/L	0.24
1,2,3-Trimethylbenzene	ND	5.0	ug/L	0.0059
Diisopropyl Ether (DIPE)	ND	5.0	ug/L	1.5
Ethyl-t-Butyl Ether (ETBE)	ND	5.0	ug/L	0.11
Tert-amyl methyl ether (TAME)	ND	5.0	ug/L	0.067
Benzene	ND	1.0	ug/L	0.13
Bromoform	ND	1.0	ug/L	0.64
Bromomethane	ND	1.0	ug/L	0.41
Carbon tetrachloride	ND	1.0	ug/L	0.13
Chlorobenzene	ND	1.0	ug/L	0.15
Chloroethane	ND	1.0	ug/L	0.29
Chloroform	ND	1.0	ug/L	0.16
Chloromethane	ND	1.0	ug/L	0.30
1,1-Dichloroethane	ND	1.0	ug/L	0.15
1,2-Dichloroethane	ND	1.0	ug/L	0.22
1,1-Dichloroethene	ND	1.0	ug/L	0.19
1,2-Dichloropropane	ND	1.0	ug/L	0.18
cis-1,3-Dichloropropene	ND	1.0	ug/L	0.14
trans-1,3-Dichloropropene	ND	1.0	ug/L	0.19
Ethylbenzene	ND	1.0	ug/L	0.17
Methylene chloride	ND	1.0	ug/L	0.33
1,1,2,2-Tetrachloroethane	ND	1.0	ug/L	0.18
Tetrachloroethene	ND	1.0	ug/L	0.29
Toluene	ND	1.0	ug/L	0.13
1,1,1-Trichloroethane	ND	1.0	ug/L	0.22
Trichloroethene	ND	1.0	ug/L	0.17
Vinyl chloride	ND	1.0	ug/L	0.22

SURROGATE	PERCENT RECOVERY	RECOVERY LIMITS
Dibromofluoromethane	105	(73 - 122)
1,2-Dichloroethane-d4	111	(61 - 128)
Toluene-d8	88	(76 - 110)
4-Bromofluorobenzene	84	(74 - 116)

NOTE(S):

J Estimated result. Result is less than RL.

Tetra Tech NUS, Inc

TB-083109

GC/MS Volatiles

Lot-Sample #: A9I030309-001 **Work Order #:** LKAPP1AA **Matrix:** WQ

MASS SPECTROMETER/DATA SYSTEM (MSDS) TENTATIVELY IDENTIFIED COMPOUNDS

PARAMETER	CAS #	ESTIMATED RESULT	RETENTION TIME	UNITS
None				ug/L

Tetra Tech NUS, Inc

Client Sample ID: MRC-MW14B-082709

GC/MS Semivolatiles

Lot-Sample #...:	A9H280125-002	**Work Order #...:**	LJX5T1CN	**Matrix.....:**	WG
Date Sampled...:	08/27/09 09:25	**Date Received..:**	08/28/09		
Prep Date.....:	08/28/09	**Analysis Date..:**	08/31/09		
Prep Batch #...:	9240267				
Dilution Factor:	4	**Initial Wgt/Vol:**	1030 mL	**Final Wgt/Vol..:**	2 mL
		Method.....:	SW846 8270C		

PARAMETER	RESULT	REPORTING LIMIT	UNITS	MDL
1,4-Dioxane	**110**	**4.0**	**ug/L**	**2.0**

SURROGATE	PERCENT RECOVERY	RECOVERY LIMITS
Nitrobenzene-d5	57 DIL	(27 - 111)
2-Fluorobiphenyl	56 DIL	(28 - 110)
Terphenyl-d14	55 DIL	(37 - 119)
Phenol-d5	22 DIL	(10 - 110)
2-Fluorophenol	36 DIL	(10 - 110)
2,4,6-Tribromophenol	67 DIL	(22 - 120)

NOTE(S):

DIL The concentration is estimated or not reported due to dilution or the presence of interfering analytes.

Tetra Tech NUS, Inc

Client Sample ID: MRC-MW14C-083109

GC/MS Semivolatiles

Lot-Sample #...: A9I030309-002	**Work Order #...:** LKAPV1CL	**Matrix.....:** WG	
Date Sampled...: 08/31/09 11:58	**Date Received..:** 09/03/09		
Prep Date.....: 09/04/09	**Analysis Date..:** 09/11/09		
Prep Batch #...: 9247031			
Dilution Factor: 1	**Initial Wgt/Vol:** 1050 mL	**Final Wgt/Vol..:** 2 mL	
	Method.....: SW846 8270C		

PARAMETER	RESULT	REPORTING LIMIT	UNITS	MDL
1,4-Dioxane	ND	1.0	ug/L	0.49

SURROGATE	PERCENT RECOVERY	RECOVERY LIMITS
Nitrobenzene-d5	71	(27 - 111)
2-Fluorobiphenyl	66	(28 - 110)
Terphenyl-d14	75	(37 - 119)
Phenol-d5	65	(10 - 110)
2-Fluorophenol	66	(10 - 110)
2,4,6-Tribromophenol	64	(22 - 120)

Tetra Tech NUS, Inc

Client Sample ID: MRC-MW15A-082709

GC/MS Semivolatiles

Lot-Sample #...:	A9H280125-006	**Work Order #...:**	LJX6G1CL	**Matrix.....:**	WG
Date Sampled...:	08/27/09 14:10	**Date Received..:**	08/28/09		
Prep Date.....:	08/28/09	**Analysis Date..:**	08/31/09		
Prep Batch #...:	9240267				
Dilution Factor:	1	**Initial Wgt/Vol:**	1030 mL	**Final Wgt/Vol..:**	2 mL
		Method.....:	SW846 8270C		

PARAMETER	RESULT	REPORTING LIMIT	UNITS	MDL
1,4-Dioxane	**5.7**	**1.0**	**ug/L**	**0.49**

SURROGATE	PERCENT RECOVERY	RECOVERY LIMITS
Nitrobenzene-d5	72	(27 - 111)
2-Fluorobiphenyl	67	(28 - 110)
Terphenyl-d14	61	(37 - 119)
Phenol-d5	21	(10 - 110)
2-Fluorophenol	40	(10 - 110)
2,4,6-Tribromophenol	78	(22 - 120)

Tetra Tech NUS, Inc

Client Sample ID: MRC-MW16A-082709

GC/MS Semivolatiles

Lot-Sample #...:	A9H280125-007	**Work Order #...:**	LJX6K1CL	**Matrix.....:**	WG
Date Sampled...:	08/27/09 16:47	**Date Received..:**	08/28/09		
Prep Date.....:	08/28/09	**Analysis Date..:**	08/31/09		
Prep Batch #...:	9240267				
Dilution Factor:	1	**Initial Wgt/Vol:**	1040 mL	**Final Wgt/Vol..:**	2 mL
		Method.....:	SW846 8270C		

PARAMETER	RESULT	REPORTING LIMIT	UNITS	MDL
1,4-Dioxane	**31**	**1.0**	**ug/L**	**0.49**

SURROGATE	PERCENT RECOVERY	RECOVERY LIMITS
Nitrobenzene-d5	69	(27 - 111)
2-Fluorobiphenyl	65	(28 - 110)
Terphenyl-d14	60	(37 - 119)
Phenol-d5	21	(10 - 110)
2-Fluorophenol	38	(10 - 110)
2,4,6-Tribromophenol	75	(22 - 120)

Tetra Tech NUS, Inc

Client Sample ID: MRC-MW21A-082409

GC/MS Semivolatiles

Lot-Sample #...:	A9H250196-002	**Work Order #...:**	LJPW81CN	**Matrix.....:**	WG
Date Sampled...:	08/24/09 11:55	**Date Received..:**	08/25/09		
Prep Date.....:	08/26/09	**Analysis Date..:**	09/01/09		
Prep Batch #...:	9238033				
Dilution Factor:	1	**Initial Wgt/Vol:**	1040 mL	**Final Wgt/Vol..:**	2 mL
		Method.....:	SW846 8270C		

PARAMETER	RESULT	REPORTING LIMIT	UNITS	MDL
1,4-Dioxane	**0.89 J**	**1.0**	**ug/L**	**0.49**

SURROGATE	PERCENT RECOVERY	RECOVERY LIMITS
Nitrobenzene-d5	65	(27 - 111)
2-Fluorobiphenyl	63	(28 - 110)
Terphenyl-d14	62	(37 - 119)
Phenol-d5	20	(10 - 110)
2-Fluorophenol	35	(10 - 110)
2,4,6-Tribromophenol	75	(22 - 120)

NOTE(S):

J Estimated result. Result is less than RL.

Tetra Tech NUS, Inc

Client Sample ID: MRC-MW21B-082409

GC/MS Semivolatiles

Lot-Sample #...:	A9H250196-004	**Work Order #...:**	LJPXQ1CL	**Matrix.....:**	WG
Date Sampled...:	08/24/09 15:05	**Date Received..:**	08/25/09		
Prep Date.....:	08/26/09	**Analysis Date..:**	09/02/09		
Prep Batch #...:	9238033				
Dilution Factor:	1	**Initial Wgt/Vol:**	1040 mL	**Final Wgt/Vol..:**	2 mL
		Method.....:	SW846 8270C		

PARAMETER	RESULT	REPORTING LIMIT	UNITS	MDL
1,4-Dioxane	**11**	**1.0**	**ug/L**	**0.49**

SURROGATE	PERCENT RECOVERY	RECOVERY LIMITS
Nitrobenzene-d5	84	(27 - 111)
2-Fluorobiphenyl	79	(28 - 110)
Terphenyl-d14	80	(37 - 119)
Phenol-d5	23	(10 - 110)
2-Fluorophenol	36	(10 - 110)
2,4,6-Tribromophenol	81	(22 - 120)

Tetra Tech NUS, Inc

Client Sample ID: MRC-MW71A-082709

GC/MS Semivolatiles

Lot-Sample #...:	A9H280125-005	**Work Order #...:**	LJX6A1CL	**Matrix.....:**	WG
Date Sampled...:	08/27/09 11:57	**Date Received..:**	08/28/09		
Prep Date.....:	08/28/09	**Analysis Date..:**	08/31/09		
Prep Batch #...:	9240267				
Dilution Factor:	1	**Initial Wgt/Vol:**	1040 mL	**Final Wgt/Vol..:**	2 mL
		Method.....:	SW846 8270C		

PARAMETER	RESULT	REPORTING LIMIT	UNITS	MDL
1,4-Dioxane	**0.99 J**	**1.0**	**ug/L**	**0.49**

SURROGATE	PERCENT RECOVERY	RECOVERY LIMITS
Nitrobenzene-d5	68	(27 - 111)
2-Fluorobiphenyl	64	(28 - 110)
Terphenyl-d14	57	(37 - 119)
Phenol-d5	19	(10 - 110)
2-Fluorophenol	35	(10 - 110)
2,4,6-Tribromophenol	77	(22 - 120)

NOTE(S):

J Estimated result. Result is less than RL.

Tetra Tech NUS, Inc

Client Sample ID: MRC-MW71B-082709

GC/MS Semivolatiles

Lot-Sample #...:	A9H280125-003	**Work Order #...:**	LJX541CL	**Matrix.....:**	WG
Date Sampled...:	08/27/09 10:07	**Date Received..:**	08/28/09		
Prep Date.....:	08/28/09	**Analysis Date..:**	08/31/09		
Prep Batch #...:	9240267				
Dilution Factor:	1	**Initial Wgt/Vol:**	1020 mL	**Final Wgt/Vol..:**	2 mL
		Method.....:	SW846 8270C		

PARAMETER	RESULT	REPORTING LIMIT	UNITS	MDL
1,4-Dioxane	**6.3**	**1.0**	**ug/L**	**0.49**

SURROGATE	PERCENT RECOVERY	RECOVERY LIMITS
Nitrobenzene-d5	74	(27 - 111)
2-Fluorobiphenyl	71	(28 - 110)
Terphenyl-d14	64	(37 - 119)
Phenol-d5	25	(10 - 110)
2-Fluorophenol	44	(10 - 110)
2,4,6-Tribromophenol	80	(22 - 120)

Tetra Tech NUS, Inc

Client Sample ID: MRC-MW82A-082609

GC/MS Semivolatiles

Lot-Sample #...:	A9H270200-004	**Work Order #...:**	LJWD81CL	**Matrix.....:**	WG
Date Sampled...:	08/26/09 13:56	**Date Received..:**	08/27/09		
Prep Date.....:	08/27/09	**Analysis Date..:**	09/03/09		
Prep Batch #...:	9239324				
Dilution Factor:	1	**Initial Wgt/Vol:**	1030 mL	**Final Wgt/Vol..:**	2 mL
		Method.....:	SW846 8270C		

PARAMETER	RESULT	REPORTING LIMIT	UNITS	MDL
1,4-Dioxane	ND	1.0	ug/L	0.49

SURROGATE	PERCENT RECOVERY	RECOVERY LIMITS
Nitrobenzene-d5	68	(27 - 111)
2-Fluorobiphenyl	62	(28 - 110)
Terphenyl-d14	81	(37 - 119)
Phenol-d5	24	(10 - 110)
2-Fluorophenol	39	(10 - 110)
2,4,6-Tribromophenol	61	(22 - 120)

Tetra Tech NUS, Inc

Client Sample ID: MRC-MW14B-082709

GC Volatiles

Lot-Sample #...:	A9H280125-002	**Work Order #...:**	LJX5T1CM	**Matrix.....:**	WG
Date Sampled...:	08/27/09 09:25	**Date Received..:**	08/28/09		
Prep Date.....:	09/02/09	**Analysis Date..:**	09/02/09		
Prep Batch #...:	9246061				
Dilution Factor:	1	**Initial Wgt/Vol:**	1 mL	**Final Wgt/Vol..:**	1 mL
		Method.....:	RSK SOP-175		

PARAMETER	RESULT	REPORTING LIMIT	UNITS	MDL
Methane	**7.2**	**0.50**	**ug/L**	**0.17**
Ethane	ND	0.50	ug/L	0.27
Ethene	ND	0.50	ug/L	0.24

Tetra Tech NUS, Inc

Client Sample ID: MRC-MW21A-082409

GC Volatiles

Lot-Sample #...:	A9H250196-002	Work Order #...:	LJPW81CM	Matrix.....:	WG
Date Sampled...:	08/24/09 11:55	Date Received..:	08/25/09		
Prep Date.....:	09/01/09	Analysis Date..:	09/01/09		
Prep Batch #...:	9239116				
Dilution Factor:	1	Initial Wgt/Vol:	1 mL	Final Wgt/Vol..:	1 mL
		Method.....:	RSK SOP-175		

PARAMETER	RESULT	REPORTING LIMIT	UNITS	MDL
Methane	250	0.50	ug/L	0.17
Ethane	ND	0.50	ug/L	0.27
Ethene	0.26 J	0.50	ug/L	0.24

NOTE(S):

J Estimated result. Result is less than RL.

Tetra Tech NUS, Inc

Client Sample ID: MRC-MW27A-082609

GC Volatiles

Lot-Sample #...:	A9H270200-002	Work Order #...:	LJWDQ1CM	Matrix.....:	WG
Date Sampled...:	08/26/09 09:46	Date Received..:	08/27/09		
Prep Date.....:	09/02/09	Analysis Date..:	09/02/09		
Prep Batch #...:	9246061				
Dilution Factor:	1	Initial Wgt/Vol:	1 mL	Final Wgt/Vol..:	1 mL
		Method.....:	RSK SOP-175		

PARAMETER	RESULT	REPORTING LIMIT	UNITS	MDL
Methane	1300	0.50	ug/L	0.17
Ethane	2.0	0.50	ug/L	0.27
Ethene	2.0	0.50	ug/L	0.24

Tetra Tech NUS, Inc

Client Sample ID: MRC-MW27B-082409

GC Volatiles

Lot-Sample #...:	A9H250196-003	**Work Order #...:**	LJPXM1CN	**Matrix.....:**	WG
Date Sampled...:	08/24/09 13:50	**Date Received..:**	08/25/09		
Prep Date.....:	09/01/09	**Analysis Date..:**	09/01/09		
Prep Batch #...:	9239116				
Dilution Factor:	1	**Initial Wgt/Vol:**	1 mL	**Final Wgt/Vol..:**	1 mL
		Method.....:	RSK SOP-175		

PARAMETER	RESULT	REPORTING LIMIT	UNITS	MDL
Methane	**5.1**	**0.50**	**ug/L**	**0.17**
Ethane	ND	0.50	ug/L	0.27
Ethene	ND	0.50	ug/L	0.24

Tetra Tech NUS, Inc

Client Sample ID: MRC-MW34A-082509

GC Volatiles

Lot-Sample #...:	A9H260250-003	**Work Order #...:**	LJTDX1CL	**Matrix.....:**	WG
Date Sampled...:	08/25/09 15:10	**Date Received..:**	08/26/09		
Prep Date.....:	09/01/09	**Analysis Date..:**	09/01/09		
Prep Batch #...:	9239116				
Dilution Factor:	1	**Initial Wgt/Vol:**	1 mL	**Final Wgt/Vol..:**	1 mL
		Method.....:	RSK SOP-175		

PARAMETER	RESULT	REPORTING LIMIT	UNITS	MDL
Methane	ND	0.50	ug/L	0.17
Ethane	ND	0.50	ug/L	0.27
Ethene	ND	0.50	ug/L	0.24

Tetra Tech NUS, Inc

Client Sample ID: MRC-MW34B-082509

GC Volatiles

Lot-Sample #...:	A9H260250-002	**Work Order #...:**	LJTCV1CL	**Matrix.....:**	WG
Date Sampled...:	08/25/09 11:15	**Date Received..:**	08/26/09		
Prep Date.....:	09/01/09	**Analysis Date..:**	09/01/09		
Prep Batch #...:	9239116				
Dilution Factor:	1	**Initial Wgt/Vol:**	1 mL	**Final Wgt/Vol..:**	1 mL
		Method.....:	RSK SOP-175		

PARAMETER	RESULT	REPORTING LIMIT	UNITS	MDL
Methane	**94**	**0.50**	**ug/L**	**0.17**
Ethane	**0.37 J**	**0.50**	**ug/L**	**0.27**
Ethene	ND	0.50	ug/L	0.24

NOTE(S):

J Estimated result. Result is less than RL.

Tetra Tech NUS, Inc

Client Sample ID: MRC-MW36A-082609

GC Volatiles

Lot-Sample #...:	A9H270200-003	**Work Order #...:**	LJWD41CM	**Matrix.....:**	WG
Date Sampled...:	08/26/09 11:14	**Date Received..:**	08/27/09		
Prep Date.....:	09/09/09	**Analysis Date..:**	09/09/09		
Prep Batch #...:	9253068				
Dilution Factor:	1	**Initial Wgt/Vol:**	1 mL	**Final Wgt/Vol..:**	1 mL
		Method.....:	RSK SOP-175		

PARAMETER	RESULT	REPORTING LIMIT	UNITS	MDL
Methane	**14**	**0.50**	**ug/L**	**0.17**
Ethane	ND	0.50	ug/L	0.27
Ethene	ND	0.50	ug/L	0.24

Tetra Tech NUS, Inc

Client Sample ID: MRC-MW37A-082709

GC Volatiles

Lot-Sample #...:	A9H280125-004	**Work Order #...:**	LJX581CN	**Matrix.....:**	WG
Date Sampled...:	08/27/09 11:30	**Date Received..:**	08/28/09		
Prep Date.....:	09/02/09	**Analysis Date..:**	09/02/09		
Prep Batch #...:	9246061				
Dilution Factor:	1	**Initial Wgt/Vol:**	1 mL	**Final Wgt/Vol..:**	1 mL
		Method.....:	RSK SOP-175		

PARAMETER	RESULT	REPORTING LIMIT	UNITS	MDL
Methane	**0.39 J**	**0.50**	**ug/L**	**0.17**
Ethane	ND	0.50	ug/L	0.27
Ethene	ND	0.50	ug/L	0.24

NOTE(S):

J Estimated result. Result is less than RL.

Appendix C

Support Documentation

CASE NARRATIVE

9H25196

The following report contains the analytical results for sixteen water samples and six quality control samples submitted to TestAmerica North Canton by Tetra Tech NUS, Inc. from the Middle River Center Site. The samples were received August 25, 2009, August 26, 2009, August 27, 2009, August 28, 2009, August 29, 2009, and September 03, 2009, according to documented sample acceptance procedures.

This SDG consists of (6) laboratory ID's: A9H250196, A9H260250, A9H270200, A9H280125, A9H290152, and A9I030309.

TestAmerica utilizes USEPA approved methods in all analytical work. The samples presented in this report were analyzed for the parameter(s) listed on the analytical methods summary page in accordance with the method(s) indicated. Preliminary results were provided to Dev Murali, Tobrena Skeen, and Tony Apanavage on September 08, 2009, on September 09, 2009, on September 11, 2009, and September 16, 2009. A summary of QC data for these analyses is included at the back of the report.

TestAmerica North Canton attests to the validity of the laboratory data generated by TestAmerica facilities reported herein. All analyses performed by TestAmerica facilities were done using established laboratory SOPs that incorporate QA/QC procedures described in the applicable methods. TestAmerica's operations groups have reviewed the data for compliance with the laboratory QA/QC plan, and data have been found to be compliant with laboratory protocols unless otherwise noted below.

The test results in this report meet all NELAP requirements for parameters for which accreditation is required or available. Any exceptions to NELAP requirements are noted in this report. Pursuant to NELAP, this report may not be reproduced, except in full, without the written approval of the laboratory.

All parameters were evaluated to the method detection limit and include qualified results where applicable.

Please refer to the Quality Control Elements Narrative following this case narrative for additional quality control information.

If you have any questions, please call the Project Manager, Patrick J. O'Meara, at 330-497-9396.

This report is sequentially paginated. The final page of the report is labeled as "END OF REPORT."

CASE NARRATIVE (continued)

SUPPLEMENTAL QC INFORMATION

SAMPLE RECEIVING

The coolers were received at temperatures ranging from 1.2 to 3.9°C.

See TestAmerica's Cooler Receipt Form for additional information.

GC/MS VOLATILES

The sample(s) that contained concentrations of target analyte(s) at a reportable level in the associated Method Blank(s) were flagged with "B". All target analytes in the Method Blank must be below the reporting limit (RL) or the associated sample(s) must be ND with the exception of common laboratory contaminants.

The sample(s) that contain results between the MDL and the RL were flagged with "J". There is a possibility of false positive or mis-identification at these quantitation levels. In analytical methods requiring confirmation of the analyte reported, confirmation was performed only down to the standard reporting limit (SRL). The acceptance criteria for QC samples may not be met at these quantitation levels.

2-Chloroethyl vinyl ether cannot be reliably recovered in an acid preserved sample.

GC/MS SEMIVOLATILES

The sample(s) that contain results between the MDL and the RL were flagged with "J". There is a possibility of false positive or mis-identification at these quantitation levels. In analytical methods requiring confirmation of the analyte reported, confirmation was performed only down to the standard reporting limit (SRL). The acceptance criteria for QC samples may not be met at these quantitation levels.

Batch(es) 9239324 had RPDs outside QC criteria in the LCS/LCSD, but recoveries were within QC criteria; therefore, no corrective action was required.

DISSOLVED GASES/RSK

The sample(s) that contain results between the MDL and the RL were flagged with "J". There is a possibility of false positive or mis-identification at these quantitation levels. In analytical methods requiring confirmation of the analyte reported, confirmation was performed only down to the standard reporting limit (SRL). The acceptance criteria for QC samples may not be met at these quantitation levels.

CASE NARRATIVE (continued)

DISSOLVED GASES/RSK (continued)

The matrix spike/matrix spike duplicate(s) for batch(es) 9246061 had recoveries outside acceptance limits. However, since the associated method blank(s) and laboratory control sample(s) were in control, no corrective action was necessary.

For batches 9239116 and 9246061, due to an inconsistent regulator, the gas standards used for generating the primary source and secondary source are not compatible. The primary source is being used for continuing calibration, batch QC spikes and matrix spikes until the problem is resolved.

METALS

The sample(s) that contain results between the MDL and the RL were flagged with "B". There is the possibility of false positive or mis-identification at these quantitation levels. The acceptance criteria for the ICB, CCB, and Method Blank are +/- the standard reporting limit (SRL).

The sample(s) that contained concentrations of target analyte(s) at a reportable level in the associated Method Blank(s) were flagged with "J". Refer to the sample report pages for the affected analyte(s).

Matrix spike recovery and relative percent difference (RPD) data were not calculated for some analytes for MRC-MW21A-082409 and MRC-MW14B-082709 due to the sample concentration reading greater than four times the spike amount. See the Matrix Spike Report for the affected analytes which will be flagged with "NC, MSB".

Matrix spike recovery and relative percent difference (RPD) data were not calculated for some analytes for batch(es) 9252016 due to the sample concentration reading greater than four times the spike amount. See the Matrix Spike Report for the affected analytes which will be flagged with "NC, MSB".

The matrix spike/matrix spike duplicate(s) for batch(es) 9252016 had recoveries outside acceptance limits. However, since the associated method blank(s) and laboratory control sample(s) were in control, no corrective action was necessary.

CASE NARRATIVE (continued)

METALS (continued)

No ICP MS Form IX was provided for batch(es) 9239019, 9243020, and 9252016. The serial dilution was performed on a different sample from the same QC batch(es).

Samples in this SDG were analyzed under two sets of IDLs for ICPMS. The IDLs expired on September 11, 2009 and a new IDL study was completed on September 11, 2009. All of the samples were analyzed under valid IDLs. Due to programming limitations, the IDLs that expired on September 11, 2009 were used for the entire data package. As a result samples analyzed after September 11, 2009 are reported using IDLs that expired. The impact of this anomaly is considered insignificant.

GENERAL CHEMISTRY

The sample(s) that contain results between the MDL and the RL were flagged with "B". There is the possibility of false positive or mis-identification at these quantitation levels. The acceptance criteria for the ICB, CCB, and Method Blank are +/- the standard reporting limit (SRL).

The sample(s) that contained concentrations of target analyte(s) at a reportable level in the associated Method Blank(s) were flagged with "J". Refer to the sample report pages for the affected analytes(s).

The matrix spike/matrix spike duplicate(s) for MRC-MW27B-082409 and MRC-MW34B-082509 had recoveries outside acceptance limits. However, since the associated method blank(s) and laboratory control sample(s) were in control, no corrective action was necessary.

The sample duplicate data for batch(es) 9239341 is not included in this report for Total Dissolved Solids. The batch QC samples, which document the effect of a specific sample matrix on method performance, were not associated with a sample reported in this lot. The data, therefore, has no bearing on the samples reported herein. In order to document compliance with the QC requirement for a sample duplicate per 10 environmental samples, a summary of sample/QC associations has been provided following this case narrative.

The CCV exceeded method criteria on the high side for Orthophosphate by Ion Chromatography. Since the associated sample(s) MRC-MW21A-082409, MRC-MW27B-082409, MRC-MW14B-082709, MRC-MW37A-082709, MRC-MW27A-082609, and MRC-MW36A-082609 results were below the requested reporting limit the results were accepted.

ANALYTICAL METHODS SUMMARY

9H25196

PARAMETER	ANALYTICAL METHOD
Alkalinity	MCAWW 310.1
Ammonia Nitrogen	MCAWW 350.3
Chloride	MCAWW 300.0A
Dissolved Gases in Water	RSK SOP-175
Dissolved Organic Carbon	SW846 9060
Filterable Residue (TDS)	MCAWW 160.1
ICP-MS (6020)	SW846 6020
Mercury in Liquid Waste (Manual Cold-Vapor)	SW846 7470A
Nitrate as N	MCAWW 300.0A
Nitrite as N	MCAWW 300.0A
Phosphate as P, Ortho	MCAWW 300.0A
Semivolatile Organic Compounds by GC/MS	SW846 8270C
Sulfate	MCAWW 300.0A
Volatile Organics by GC/MS	SW846 8260B

References:

MCAWW "Methods for Chemical Analysis of Water and Wastes", EPA-600/4-79-020, March 1983 and subsequent revisions.

RSK Sample Prep and Calculations for Dissolved Gas Analysis in Water Samples Using a GC Headspace Equilibration Technique, RSKSOP-175, REV. 0, 8/11/94, USEPA Research Lab

SW846 "Test Methods for Evaluating Solid Waste, Physical/Chemical Methods", Third Edition, November 1986 and its updates.

SAMPLE SUMMARY

9H25196 : A9H250196

WO #	SAMPLE#	CLIENT SAMPLE ID	SAMPLED DATE	SAMP TIME
LJPW2	001	TB-082409	08/24/09	08:00
LJPW8	002	MRC-MW21A-082409	08/24/09	11:55
LJPXM	003	MRC-MW27B-082409	08/24/09	13:50
LJPXQ	004	MRC-MW21B-082409	08/24/09	15:05

NOTE(S):

- The analytical results of the samples listed above are presented on the following pages.
- All calculations are performed before rounding to avoid round-off errors in calculated results.
- Results noted as "ND" were not detected at or above the stated limit.
- This report must not be reproduced, except in full, without the written approval of the laboratory.
- Results for the following parameters are never reported on a dry weight basis: color, corrosivity, density, flashpoint, ignitability, layers, odor, paint filter test, pH, porosity pressure, reactivity, redox potential, specific gravity, spot tests, solids, solubility, temperature, viscosity, and weight.

(Continued on next page)

SAMPLE SUMMARY

9H25196 : A9H260250

WO #	SAMPLE#	CLIENT SAMPLE ID	SAMPLED DATE	SAMP TIME
LJTCP	001	TB-082509	08/25/09	08:00
LJTCV	002	MRC-MW34B-082509	08/25/09	11:15
LJTDX	003	MRC-MW34A-082509	08/25/09	15:10

NOTE(S):

- The analytical results of the samples listed above are presented on the following pages.
- All calculations are performed before rounding to avoid round-off errors in calculated results.
- Results noted as "ND" were not detected at or above the stated limit.
- This report must not be reproduced, except in full, without the written approval of the laboratory.
- Results for the following parameters are never reported on a dry weight basis: color, corrosivity, density, flashpoint, ignitability, layers, odor, paint filter test, pH, porosity pressure, reactivity, redox potential, specific gravity, spot tests, solids, solubility, temperature, viscosity, and weight.

(Continued on next page)

SAMPLE SUMMARY

9H25196 : A9H270200

WO #	SAMPLE#	CLIENT SAMPLE ID	SAMPLED DATE	SAMP TIME
LJWDE	001	TB-082609	08/26/09	08:00
LJWDQ	002	MRC-MW27A-082609	08/26/09	09:46
LJWD4	003	MRC-MW36A-082609	08/26/09	11:14
LJWD8	004	MRC-MW82A-082609	08/26/09	13:56

NOTE(S):

- The analytical results of the samples listed above are presented on the following pages.
- All calculations are performed before rounding to avoid round-off errors in calculated results.
- Results noted as "ND" were not detected at or above the stated limit.
- This report must not be reproduced, except in full, without the written approval of the laboratory.
- Results for the following parameters are never reported on a dry weight basis: color, corrosivity, density, flashpoint, ignitability, layers, odor, paint filter test, pH, porosity pressure, reactivity, redox potential, specific gravity, spot tests, solids, solubility, temperature, viscosity, and weight.

(Continued on next page)

SAMPLE SUMMARY

9H25196 : A9H280125

WO #	SAMPLE#	CLIENT SAMPLE ID	SAMPLED DATE	SAMP TIME
LJX5R	001	TB-082709	08/27/09	08:00
LJX5T	002	MRC-MW14B-082709	08/27/09	09:25
LJX54	003	MRC-MW71B-082709	08/27/09	10:07
LJX58	004	MRC-MW37A-082709	08/27/09	11:30
LJX6A	005	MRC-MW71A-082709	08/27/09	11:57
LJX6G	006	MRC-MW15A-082709	08/27/09	14:10
LJX6K	007	MRC-MW16A-082709	08/27/09	16:47

NOTE(S):

- The analytical results of the samples listed above are presented on the following pages.
- All calculations are performed before rounding to avoid round-off errors in calculated results.
- Results noted as "ND" were not detected at or above the stated limit.
- This report must not be reproduced, except in full, without the written approval of the laboratory.
- Results for the following parameters are never reported on a dry weight basis: color, corrosivity, density, flashpoint, ignitability, layers, odor, paint filter test, pH, porosity pressure, reactivity, redox potential, specific gravity, spot tests, solids, solubility, temperature, viscosity, and weight.

(Continued on next page)

SAMPLE SUMMARY

9H25196 : A9H290152

WO #	SAMPLE#	CLIENT SAMPLE ID	SAMPLED DATE	SAMP TIME
LJ2KF	001	TB-082809	08/28/09	08:00
LJ2KH	002	MRC-MW37B-08	08/28/09	10:53

NOTE(S):

- The analytical results of the samples listed above are presented on the following pages.
- All calculations are performed before rounding to avoid round-off errors in calculated results.
- Results noted as "ND" were not detected at or above the stated limit.
- This report must not be reproduced, except in full, without the written approval of the laboratory.
- Results for the following parameters are never reported on a dry weight basis: color, corrosivity, density, flashpoint, ignitability, layers, odor, paint filter test, pH, porosity pressure, reactivity, redox potential, specific gravity, spot tests, solids, solubility, temperature, viscosity, and weight.

(Continued on next page)

SAMPLE SUMMARY

9H25196 : A9I030309

WO #	SAMPLE#	CLIENT SAMPLE ID	SAMPLED DATE	SAMP TIME
LKAPP	001	TB-083109	08/31/09	08:00
LKAPV	002	MRC-MW14C-083109	08/31/09	11:58

NOTE (S) :

- The analytical results of the samples listed above are presented on the following pages.
- All calculations are performed before rounding to avoid round-off errors in calculated results.
- Results noted as "ND" were not detected at or above the stated limit.
- This report must not be reproduced, except in full, without the written approval of the laboratory.
- Results for the following parameters are never reported on a dry weight basis: color, corrosivity, density, flashpoint, ignitability, layers, odor, paint filter test, pH, porosity pressure, reactivity, redox potential, specific gravity, spot tests, solids, solubility, temperature, viscosity, and weight.

[redacted]

Chain of Custody Record

Temperature on Receipt _____

Drinking Water? Yes ☐ No ☐

TestAmerica

THE LEADER IN ENVIRONMENTAL TESTING

AL-4124 (1007)

Client: Tetra Tech NUS	Project Manager: Tony Apanavage	Date: 8-24-09	Chain of Custody Number: 141136
Address: 20251 Century Blvd STE 200	Telephone Number (Area Code)/Fax Number: (301) 528-3021	Lab Number:	Page 1 of 1
City: Germantown; State: MD; Zip Code: 20874	Site Contact: Walt Payne; Lab Contact:		
Project Name and Location (State): Ground Water Sampling 2009	Carrier/Waybill Number:		
Contract/Purchase Order/Quote No.: Middle River Center			

Sample I.D. No. and Description (Containers for each sample may be combined on one line)	Date	Time	Matrix: Air	Aqueous	Sed.	Soil	Containers & Preservatives: Unpres.	H2SO4	HNO3	HCl	NaOH	ZnAc/NaOH	Analysis (Attach list if more space is needed): VOCs	Total ppm	Diss ppm	1,4 Dioxane	Diss Gasses	DOC	Ammonia-N	Fe/K/Mn	Alk, TDS, Anions	Special Instructions/ Conditions of Receipt
TB-082409	8-24-09	0800		X						X			X									
MRC-MW21A-082409	↓	1155		X			X	X	X	X			X	X	X	X	X	X	X	X	X	
MRC-MW27B-082409	↓	1350		X				X	X	X			X	X	X		X	X	X	X	X	
MRC-MW21B-082409	↓	1505		X			X		X	X			X	X	X	X						

Possible Hazard Identification: ☐ Non-Hazard ☐ Flammable ☐ Skin Irritant ☐ Poison B ☐ Unknown

Sample Disposal: ☐ Return To Client ☐ Disposal By Lab ☐ Archive For _____ Months (A fee may be assessed if samples are retained longer than 1 month)

Turn Around Time Required: ☐ 24 Hours ☐ 48 Hours ☐ 7 Days ☐ 14 Days ☐ 21 Days ☐ Other _____

QC Requirements (Specify)

	Date	Time		Date	Time
1. Relinquished By: Walt E Payne	8-24-09	1700	1. Received By: [signature]	8-25-09	9:10
2. Relinquished By:			2. Received By:		
3. Relinquished By:			3. Received By:		

Comments

DISTRIBUTION: WHITE - Returned to Client with Report; CANARY - Stays with the Sample; PINK - Field Copy

North Canton

39

TestAmerica Cooler Receipt Form/Narrative **Lot Number: A9H250196**

North Canton Facility

Client Tetra Tech Project Middle River By: _____ (Signature)

Cooler Received on 8-25-09 Opened on 8-25-09

FedEx ☐ UPS ☐ DHL ☐ FAS ☐ Stetson ☐ Client Drop Off ☐ TestAmerica Courier ☐ Other _____

TestAmerica Cooler # K035 Multiple Coolers ☐ Foam Box ☐ Client Cooler ☐ Other _____

1. Were custody seals on the outside of the cooler(s)? Yes ☒ No ☐ Intact? Yes ☒ No ☐ NA ☐
   If YES, Quantity 2 Quantity Unsalvageable _____
   Were custody seals on the outside of cooler(s) signed and dated? Yes ☒ No ☐ NA ☐
   Were custody seals on the bottle(s)? Yes ☐ No ☒
   If YES, are there any exceptions? _____
2. Shippers' packing slip attached to the cooler(s)? Yes ☑ No ☐
3. Did custody papers accompany the sample(s)? Yes ☒ No ☐ Relinquished by client? Yes ☒ No ☐
4. Were the custody papers signed in the appropriate place? Yes ☑ No ☐
5. Packing material used: Bubble Wrap ☒ Foam ☐ None ☐ Other _____
6. Cooler temperature upon receipt 1.7 °C See back of form for multiple coolers/temps ☐
   METHOD: IR ☒ Other ☐ _____
   COOLANT: Wet Ice ☒ Blue Ice ☐ Dry Ice ☐ Water ☐ None ☐
7. Did all bottles arrive in good condition (Unbroken)? Yes ☑ No ☐
8. Could all bottle labels be reconciled with the COC? Yes ☑ No ☐
9. Were sample(s) at the correct pH upon receipt? Yes ☑ No ☐ NA ☐
10. Were correct bottle(s) used for the test(s) indicated? Yes ☑ No ☐
11. Were air bubbles >6 mm in any VOA vials? Yes ☐ No ☑ NA ☐
12. Sufficient quantity received to perform indicated analyses? Yes ☑ No ☐
13. Was a trip blank present in the cooler(s)? Yes ☑ No ☐ Were VOAs on the COC? Yes ☑ No ☐

Contacted PM _____ Date _____ by _____ via Verbal ☐ Voice Mail ☐ Other ☐

Concerning _____

14. CHAIN OF CUSTODY

The following discrepancies occurred:

_____

_____

_____

_____

_____

_____

15. SAMPLE CONDITION

Sample(s) _____ were received after the recommended holding time had expired.

Sample(s) _____ were received in a broken container.

Sample(s) _____ were received with bubble >6 mm in diameter. (Notify PM)

16. SAMPLE PRESERVATION

Sample(s) _____ were further preserved in Sample Receiving to meet recommended pH level(s). *Nitric Acid Lot# 031909-HNO_3; Sulfuric Acid Lot# 100108-H_2SO_4; Sodium Hydroxide Lot# 100108 -NaOH; Hydrochloric Acid Lot# 092006-HCl; Sodium Hydroxide and Zinc Acetate Lot# 050205-$(CH_3COO)_2ZN$/NaOH.* What time was preservative added to sample(s)? _____

Client ID	pH	Date	Initials
MW21A	≤2 ≤2 ≤2	8-25-09	CSL
MW27B	≤2 ≤2 ≤2	"	"
MW21B	≤2 ≤2	"	"

Chain of Custody Record

Temperature on Receipt _____

Drinking Water? Yes ☐ No ☐

TestAmerica
THE LEADER IN ENVIRONMENTAL TESTING

42

AL-4124 (1007)

Client: Tetra Tech MPS	Project Manager: Tony Afanavage	Date: 8-25-09	Chain of Custody Number: 141137
Address: 20251 Century Blvd STE 200	Telephone Number (Area Code)/Fax Number: (301) 528-3021	Lab Number:	Page 1 of 1
City: Germantown / State: MD / Zip Code: 20874	Site Contact: Walt Pryor	Lab Contact:	
Project Name and Location (State): Ground Water Sampling 2009	Carrier/Waybill Number:		
Contract/Purchase Order/Quote No.: Middle River Center			

Sample I.D. No. and Description (Containers for each sample may be combined on one line)	Date	Time	Matrix: Air	Aqueous	Sed.	Soil	Containers & Preservatives: Unpres.	H2SO4	HNO3	HCl	NaOH	ZnAc/NaOH	Analysis: VOCs	Total ppm	Diss ppm	Diss Gasses	DOC	Ammonia-N	Fe II/III	Alk, TDS, Anions	Special Instructions/ Conditions of Receip
TB-082509	8-25-09	0800		X						X			X								
MRC-MW34B-082509	↓	1115		X			X	X	X	X			X	X	X	X	X	X	X	X	
MRC-MW34A-082509	↓	1510		X			X	X	X	X			X	X	X	X	X	X	X	X	

Possible Hazard Identification
☐ Non-Hazard ☐ Flammable ☐ Skin Irritant ☐ Poison B ☐ Unknown

Sample Disposal
☐ Return To Client ☐ Disposal By Lab ☐ Archive For _____ Months (A fee may be assessed if samples are retained longer than 1 month)

Turn Around Time Required
☐ 24 Hours ☐ 48 Hours ☐ 7 Days ☐ 14 Days ☐ 21 Days ☐ Other _____

QC Requirements (Specify)

	Date	Time		Date	Time
1. Relinquished By: Walt Pryor	8-25-09	1700	1. Received By: Terry Burns	8/26/09	910
2. Relinquished By			2. Received By		
3. Relinquished By			3. Received By		

Comments

DISTRIBUTION: WHITE - Returned to Client with Report; CANARY - Stays with the Sample; PINK - Field Copy

North Canton

TestAmerica Cooler Receipt Form/Narrative **Lot Number: HHH260250**
North Canton Facility

Client Tetra Tech Project Middle River By Jerry Burns
Cooler Received on 8/26/09 Opened on 8/26/09 (Signature)
FedEx ☒ UPS ☐ DHL ☐ FAS ☐ Stetson ☐ Client Drop Off ☐ TestAmerica Courier ☐ Other ____
TestAmerica Cooler # ____ Multiple Coolers ☒ Foam Box ☐ Client Cooler ☐ Other ____

1. Were custody seals on the outside of the cooler(s)? Yes ☒ No ☐ Intact? Yes ☒ No ☐ NA ☐
   If YES, Quantity 2 each Quantity Unsalvageable ____
   Were custody seals on the outside of cooler(s) signed and dated? Yes ☒ No ☐ NA ☐
   Were custody seals on the bottle(s)? Yes ☐ No ☒
   If YES, are there any exceptions? ____
2. Shippers' packing slip attached to the cooler(s)? Yes ☒ No ☐
3. Did custody papers accompany the sample(s)? Yes ☒ No ☐ Relinquished by client? Yes ☒ No ☐
4. Were the custody papers signed in the appropriate place? Yes ☒ No ☐
5. Packing material used: Bubble Wrap ☒ Foam ☐ None ☐ Other ____
6. Cooler temperature upon receipt ____ °C See back of form for multiple coolers/temps ☒
   METHOD: IR ☒ Other ☐ ____
   COOLANT: Wet Ice ☒ Blue Ice ☐ Dry Ice ☐ Water ☐ None ☐
7. Did all bottles arrive in good condition (Unbroken)? Yes ☒ No ☐
8. Could all bottle labels be reconciled with the COC? Yes ☒ No ☐
9. Were sample(s) at the correct pH upon receipt? Yes ☒ No ☐ NA ☐
10. Were correct bottle(s) used for the test(s) indicated? Yes ☒ No ☐
11. Were air bubbles >6 mm in any VOA vials? Yes ☐ No ☒ NA ☐
12. Sufficient quantity received to perform indicated analyses? Yes ☒ No ☐
13. Was a trip blank present in the cooler(s)? Yes ☒ No ☐ Were VOAs on the COC? Yes ☒ No ☐

Contacted PM ____ Date ____ by ____ via Verbal ☐ Voice Mail ☐ Other ☐
Concerning ____

14. CHAIN OF CUSTODY

The following discrepancies occurred:

15. SAMPLE CONDITION

Sample(s) ____ were received after the recommended holding time had expired.
Sample(s) ____ were received in a broken container.
Sample(s) ____ were received with bubble >6 mm in diameter. (Notify PM)

16. SAMPLE PRESERVATION

Sample(s) ____ were further preserved in Sample Receiving to meet recommended pH level(s). *Nitric Acid Lot#* 031909-HNO_3; *Sulfuric Acid Lot#* 100108-H_2SO_4; *Sodium Hydroxide Lot#* 100108 -*NaOH; Hydrochloric Acid Lot#* 092006-*HCl; Sodium Hydroxide and Zinc Acetate Lot#* 050205-$(CH_3COO)_2ZN/NaOH$. What time was preservative added to sample(s)? ____

Client ID	pH	Date	Initials
34B	<2, <2, <2, <2	8/26/09	JB
34A	<2, <2, <2, <2	"	"

Chain of Custody Record

Temperature on Receipt _____

Drinking Water? Yes ☐ No ☐

TestAmerica
THE LEADER IN ENVIRONMENTAL TESTING

TAL-4124 (1007)

Client	Project Manager	Date	Chain of Custody Number
Tetra Tech NUS	Tony Aponavage	8-26-09	141138
Address	**Telephone Number (Area Code)/Fax Number**	**Lab Number**	**Page** 1 of 1
20251 Century Blvd STE 200	(301) 528-3021		
City / **State** / **Zip Code**	**Site Contact**	**Lab Contact**	
Germantown / MD / 20874	Walt Pryor		
Project Name and Location (State)	**Carrier/Waybill Number**		
Ground Water Sampling 2009			
Contract/Purchase Order/Quote No.			
Middle River Center			

Sample I.D. No. and Description (Containers for each sample may be combined on one line)	Date	Time	Matrix: Air	Aqueous	Sed.	Soil	Containers & Preservatives: Unpres.	H2SO4	HNO3	HCl	NaOH	ZnAc/NaOH	Analysis: VOCs	Total ppm	Dis. ppm	1,4 Dioxane	Dissolved Gases	DOC	Ammonia - N	Fe/K/Mn	Alk, TDS, Anions	Special Instructions / Conditions of Receipt
TB-082609	8-26-09	0800		X						X			X									
MAC-MW27A-082609		0946		X			X	X	X	X			X	X	X		X	X	X	X	X	
MAC-MW36A-082609		1114		X			X	X	X	X			X	X	X		X	X	X	X	X	
MAC-MW82A-082609	↓	1356		X			X		X	X			X	X	X	X						

Possible Hazard Identification
☐ Non-Hazard ☐ Flammable ☐ Skin Irritant ☐ Poison B ☐ Unknown

Sample Disposal
☐ Return To Client ☐ Disposal By Lab ☐ Archive For _____ Months
(A fee may be assessed if samples are retained longer than 1 month)

Turn Around Time Required
☐ 24 Hours ☐ 48 Hours ☐ 7 Days ☐ 14 Days ☐ 21 Days ☐ Other _____

QC Requirements (Specify)

	Relinquished By	Date	Time	Received By	Date	Time
1.	Walt Pryor	8-26-09	1700		8/27/09	9:15
2.						
3.						

Comments

DISTRIBUTION: WHITE - Returned to Client with Report; CANARY - Stays with the Sample; PINK - Field Copy

45

North Canton

TestAmerica Cooler Receipt Form/Narrative **Lot Number:** 490270200
North Canton Facility

Client Tetra Tech Project Middle River By: (Signature)
Cooler Received on 8/27/09 Opened on 8/27/09
FedEx ☐ UPS ☐ DHL ☐ FAS ☐ Stetson ☐ Client Drop Off ☐ TestAmerica Courier ☐ Other
TestAmerica Cooler # T48 Multiple Coolers ☐ Foam Box ☐ Client Cooler ☐ Other

1. Were custody seals on the outside of the cooler(s)? Yes ☒ No ☐ Intact? Yes ☒ No ☐ NA ☐
   If YES, Quantity 1 Quantity Unsalvageable
   Were custody seals on the outside of cooler(s) signed and dated? Yes ☒ No ☐ NA ☐
   Were custody seals on the bottle(s)? Yes ☐ No ☒
   If YES, are there any exceptions?
2. Shippers' packing slip attached to the cooler(s)? Yes ☒ No ☐
3. Did custody papers accompany the sample(s)? Yes ☒ No ☐ Relinquished by client? Yes ☒ No ☐
4. Were the custody papers signed in the appropriate place? Yes ☒ No ☐
5. Packing material used: Bubble Wrap ☒ Foam ☐ None ☐ Other
6. Cooler temperature upon receipt 2.1 °C See back of form for multiple coolers/temps ☐
   METHOD: IR ☒ Other ☐
   COOLANT: Wet Ice ☒ Blue Ice ☐ Dry Ice ☐ Water ☐ None ☐
7. Did all bottles arrive in good condition (Unbroken)? Yes ☒ No ☐
8. Could all bottle labels be reconciled with the COC? Yes ☒ No ☐
9. Were sample(s) at the correct pH upon receipt? Yes ☒ No ☐ NA ☐
10. Were correct bottle(s) used for the test(s) indicated? Yes ☒ No ☐
11. Were air bubbles >6 mm in any VOA vials? Yes ☐ No ☒ NA ☐
12. Sufficient quantity received to perform indicated analyses? Yes ☒ No ☐
13. Was a trip blank present in the cooler(s)? Yes ☒ No ☐ Were VOAs on the COC? Yes ☒ No ☐

Contacted PM Date by via Verbal ☐ Voice Mail ☐ Other ☐
Concerning

14. CHAIN OF CUSTODY

The following discrepancies occurred:

15. SAMPLE CONDITION

Sample(s) were received after the recommended holding time had expired.
Sample(s) were received in a broken container.
Sample(s) were received with bubble >6 mm in diameter. (Notify PM)

16. SAMPLE PRESERVATION

Sample(s) were further preserved in Sample Receiving to meet recommended pH level(s). *Nitric Acid Lot# 031909-HNO_3; Sulfuric Acid Lot# 100108-H_2SO_4; Sodium Hydroxide Lot# 100108 -NaOH; Hydrochloric Acid Lot# 092006-HCl; Sodium Hydroxide and Zinc Acetate Lot# 050205-$(CH_3COO)_2ZN$/NaOH.* What time was preservative added to sample(s)?

Client ID	pH	Date	Initials
MW27A	<2	8/27/09	AM
MW36A	<2	"	"
MW82A	<2	"	"

Chain of Custody Record

Temperature on Receipt _____

Drinking Water? Yes☐ No☐

TestAmerica
THE LEADER IN ENVIRONMENTAL TESTING

TAL-4124 (1007)

Client: Tetra Tech NUS	Project Manager: Tony Apanavage	Date: 8-27-09	Chain of Custody Number: 141139
Address: 20251 Century Blvd STE 200	Telephone Number (Area Code)/Fax Number: (301) 528-3021	Lab Number	Page 1 of 1
City: Germantown / State: MD / Zip Code: 20874	Site Contact: Walt Payton	Lab Contact	
Project Name and Location (State): Ground Water Sampling 2009	Carrier/Waybill Number		
Contract/Purchase Order/Quote No.: Middle River Center			

Sample I.D. No. and Description (Containers for each sample may be combined on one line)	Date	Time	Matrix: Air	Aqueous	Sed.	Soil	Containers & Preservatives: Unpres.	H2SO4	HNO3	HCl	NaOH	ZnAc/ NaOH	Analysis: VOCs	Total ppm	Diss ppm	1,4 Dioxane	Diss. Gasses	DOC	Ammonia-N	Fe/Mn	Alk, Tds, Anions	Special Instructions/ Conditions of Rece
TB-082709	8-27-09	0800		X						X			X									
MRC-MW14B-082709		0925		X			X		X	X			X	X	X	X	X	X	X	X	X	
MRC-MW71B-082709		1007		X			X		X	X			X	X	X	X						
MRC-MW37A-082709		1130		X			X		X	X			X	X	X		X	X	X	X	X	
MRC-MW71A-082709		1157		X			X		X	X			X	X	X							
MRC-MW15A-082709		1410		X			X		X	X			X	X	X	X						
MRC-MW16A-082709		1647		X			X		X	X			X	X	X	X						

Possible Hazard Identification
☐ Non-Hazard ☐ Flammable ☐ Skin Irritant ☐ Poison B ☐ Unknown

Sample Disposal
☐ Return To Client ☐ Disposal By Lab ☐ Archive For _____ Months (A fee may be assessed if samples are retained longer than 1 month)

Turn Around Time Required
☐ 24 Hours ☐ 48 Hours ☐ 7 Days ☐ 14 Days ☐ 21 Days ☐ Other _____

QC Requirements (Specify)

1. Relinquished By: Walt Payton	Date: 8-27-09	Time: 1830	1. Received By: Chris Lingwood	Date: 8-28-09	Time: 9:15
2. Relinquished By	Date	Time	2. Received By	Date	Time
3. Relinquished By	Date	Time	3. Received By	Date	Time

Comments

DISTRIBUTION: WHITE - Returned to Client with Report; CANARY - Stays with the Sample; PINK - Field Copy

48

North Canton

TestAmerica Cooler Receipt Form/Narrative
North Canton Facility

Lot Number: A9H280125

Client Tetra Tech Project Middle River By: Chris Lingat (Signature)
Cooler Received on 8-28-09 Opened on 8-28-09
FedEx ☒ UPS ☐ DHL ☐ FAS ☐ Stetson ☐ Client Drop Off ☐ TestAmerica Courier ☐ Other ____
TestAmerica Cooler # ____ Multiple Coolers ☒ Foam Box ☐ Client Cooler ☐ Other ____

1. Were custody seals on the outside of the cooler(s)? Yes ☒ No ☐ Intact? Yes ☒ No ☐ NA ☐
   If YES, Quantity 3 Quantity Unsalvageable ____
   Were custody seals on the outside of cooler(s) signed and dated? Yes ☒ No ☐ NA ☐
   Were custody seals on the bottle(s)? Yes ☐ No ☒
   If YES, are there any exceptions? ____
2. Shippers' packing slip attached to the cooler(s)? Yes ☒ No ☐
3. Did custody papers accompany the sample(s)? Yes ☒ No ☐ Relinquished by client? Yes ☒ No ☐
4. Were the custody papers signed in the appropriate place? Yes ☒ No ☐
5. Packing material used: Bubble Wrap ☒ Foam ☐ None ☐ Other ____
6. Cooler temperature upon receipt ____ °C See back of form for multiple coolers/temps ☒
   METHOD: IR ☒ Other ☐ ____
   COOLANT: Wet Ice ☒ Blue Ice ☐ Dry Ice ☐ Water ☐ None ☐
7. Did all bottles arrive in good condition (Unbroken)? Yes ☒ No ☐
8. Could all bottle labels be reconciled with the COC? Yes ☒ No ☐
9. Were sample(s) at the correct pH upon receipt? Yes ☒ No ☐
10. Were correct bottle(s) used for the test(s) indicated? Yes ☒ No ☐ NA ☐
11. Were air bubbles >6 mm in any VOA vials? Yes ☒ No ☐
12. Sufficient quantity received to perform indicated analyses? Yes ☐ No ☒ NA ☐
13. Was a trip blank present in the cooler(s)? Yes ☒ No ☐ Were VOAs on the COC? Yes ☒ No ☐

Contacted PM ____ Date ____ by ____ via Verbal ☐ Voice Mail ☐ Other ☐
Concerning ____

14. CHAIN OF CUSTODY

The following discrepancies occurred:
2x40 trip blanks received in Lo03 cooler

15. SAMPLE CONDITION

Sample(s) ____ were received after the recommended holding time had expired.
Sample(s) ____ were received in a broken container.
Sample(s) ____ were received with bubble >6 mm in diameter. (Notify PM)

16. SAMPLE PRESERVATION

Sample(s) ____ were further preserved in Sample Receiving to meet recommended pH level(s). *Nitric Acid Lot# 031909-HNO_3; Sulfuric Acid Lot# 100108-H_2SO_4; Sodium Hydroxide Lot# 100108 -NaOH; Hydrochloric Acid Lot# 092006-HCl; Sodium Hydroxide and Zinc Acetate Lot# 050205-$(CH_3COO)_2ZN$/NaOH.* What time was preservative added to sample(s)? ____

Client ID	pH	Date	Initials
14B	<2 <2 <2 <2	8-28-09	CSL
7IB	<2 <2		
37A	<2 <2 <2 <2 <2		
7IA	<2 <2		
15A	<2 <2		
16A	<2 <2		

Chain of Custody Record

Temperature on Receipt _____

Drinking Water? Yes ☐ No ☐

TestAmerica
THE LEADER IN ENVIRONMENTAL TESTING

L-4124 (1007)

Client	Project Manager	Date	Chain of Custody Number
Tetra Tech MS	Tony Aparavage	8-28-09	141140
Address	**Telephone Number (Area Code)/Fax Number**	**Lab Number**	**Page** 1 of 1
20251 Century Blvd Ste 200	(301) 528-3021		
City / **State** / **Zip Code**	**Site Contact**	**Lab Contact**	
Germantown / MD / 20874	Walt Pryor		
Project Name and Location (State)	**Carrier/Waybill Number**		
Ground Water Sampling 2009			
Contract/Purchase Order/Quote No.			
Middle River Center			

Sample I.D. No. and Description (Containers for each sample may be combined on one line)	Date	Time	Matrix: Air	Aqueous	Sed.	Soil	Containers & Preservatives: Unpres.	H_2SO_4	HNO_3	HCl	NaOH	ZnAc/NaOH	Analysis: VOCs	Total ppm	Diss ppm	Special Instructions/ Conditions of Receip
TB-082809	8-28-09	0800		X						X			X			
MRC-MW 37B-08	↓	1053		X					X	X			X	X	X	

Possible Hazard Identification
☐ Non-Hazard ☐ Flammable ☐ Skin Irritant ☐ Poison B ☐ Unknown

Sample Disposal
☐ Return To Client ☐ Disposal By Lab ☐ Archive For _____ Months (A fee may be assessed if samples are retained longer than 1 month)

Turn Around Time Required
☐ 24 Hours ☐ 48 Hours ☐ 7 Days ☐ 14 Days ☐ 21 Days ☐ Other _____

QC Requirements (Specify)

	Date	Time		Date	Time
1. Relinquished By: Walt E Pryor	8-28-09	1600	1. Received By:	8/29/09	9:35
2. Relinquished By			2. Received By		
3. Relinquished By			3. Received By		

Comments

DISTRIBUTION: WHITE - Returned to Client with Report; CANARY - Stays with the Sample; PINK - Field Copy

North Canton

51

TestAmerica Cooler Receipt Form/Narrative **Lot Number:** A9H290152

North Canton Facility

Client Tetra Tech Project Middle River By: [signature]

Cooler Received on 8-29-09 Opened on 8-29-09 (Signature)

FedEx ☒ UPS ☐ DHL ☐ FAS ☐ Stetson ☐ Client Drop Off ☐ TestAmerica Courier ☐ Other _____

TestAmerica Cooler # _____ Multiple Coolers ☐ Foam Box ☐ Client Cooler ☒ Other _____

1. Were custody seals on the outside of the cooler(s)? Yes ☒ No ☐ Intact? Yes ☒ No ☐ NA ☐
   If YES, Quantity 2 Quantity Unsalvageable _____
   Were custody seals on the outside of cooler(s) signed and dated? Yes ☒ No ☐ NA ☐
   Were custody seals on the bottle(s)? Yes ☐ No ☒
   If YES, are there any exceptions? _____
2. Shippers' packing slip attached to the cooler(s)? Yes ☒ No ☐
3. Did custody papers accompany the sample(s)? Yes ☒ No ☐ Relinquished by client? Yes ☒ No ☐
4. Were the custody papers signed in the appropriate place? Yes ☒ No ☐
5. Packing material used: Bubble Wrap ☒ Foam ☐ None ☐ Other _____
6. Cooler temperature upon receipt 3.9 °C See back of form for multiple coolers/temps ☐
   METHOD: IR ☒ Other ☐ _____
   COOLANT: Wet Ice ☒ Blue Ice ☐ Dry Ice ☐ Water ☐ None ☐
7. Did all bottles arrive in good condition (Unbroken)? Yes ☒ No ☐
8. Could all bottle labels be reconciled with the COC? Yes ☒ No ☐
9. Were sample(s) at the correct pH upon receipt? Yes ☒ No ☐ NA ☐
10. Were correct bottle(s) used for the test(s) indicated? Yes ☒ No ☐
11. Were air bubbles >6 mm in any VOA vials? Yes ☐ No ☒ NA ☐
12. Sufficient quantity received to perform indicated analyses? Yes ☒ No ☐
13. Was a trip blank present in the cooler(s)? Yes ☒ No ☐ Were VOAs on the COC? Yes ☒ No ☐

Contacted PM _____ Date _____ by _____ via Verbal ☐ Voice Mail ☐ Other ☐

Concerning _____

14. CHAIN OF CUSTODY

The following discrepancies occurred:

_____

_____

_____

_____

_____

_____

15. SAMPLE CONDITION

Sample(s) _____ were received after the recommended holding time had expired.

Sample(s) _____ were received in a broken container.

Sample(s) _____ were received with bubble >6 mm in diameter. (Notify PM)

16. SAMPLE PRESERVATION

Sample(s) _____ were further preserved in Sample Receiving to meet recommended pH level(s). *Nitric Acid Lot#* 031909-HNO_3; *Sulfuric Acid Lot#* 100108-H_2SO_4; *Sodium Hydroxide Lot#* 100108 -*NaOH; Hydrochloric Acid Lot#* 092006-*HCl; Sodium Hydroxide and Zinc Acetate Lot#* 050205-$(CH_3COO)_2ZN/NaOH$. What time was preservative added to sample(s)? _____

Client ID	pH	Date	Initials
34B	<2 <2	8-29-09	CSL

Chain of Custody Record

Temperature on Receipt _____

Drinking Water? Yes ☐ No ☐

TestAmerica
THE LEADER IN ENVIRONMENTAL TESTING

TAL-4124 (1007)

Client: Tetra Tech NUS	Project Manager: Tony Apanavage	Date: 8-31-09	Chain of Custody Number: 093934
Address: 20251 Century Blvd Ste 200	Telephone Number (Area Code)/Fax Number: (301) 528-3521	Lab Number:	Page 1 of 1
City: Germantown / State: MD / Zip Code: 20874	Site Contact: Walt Pyne	Lab Contact:	
Project Name and Location (State): Grasonville Water Sampling 2009	Carrier/Waybill Number:		
Contract/Purchase Order/Quote No.: Middle River Center			

Sample I.D. No. and Description (Containers for each sample may be combined on one line)	Date	Time	Matrix: Air	Aqueous	Sed.	Soil	Containers & Preservatives: Unpres.	H2SO4	HNO3	HCl	NaOH	ZnAc/ NaOH	Analysis: VOCs	Total Fe	Diss Fe	1,4 Dioxane	Special Instructions / Conditions of Receipt
TB-083109	8-31-09	0800		X						X							
MW-MW14C-083109	↓	1158		X			X		X	X			X	X	X	X	

Possible Hazard Identification
☐ Non-Hazard ☐ Flammable ☐ Skin Irritant ☐ Poison B ☐ Unknown

Sample Disposal
☐ Return To Client ☐ Disposal By Lab ☐ Archive For _____ Months (A fee may be assessed if samples are retained longer than 1 month)

Turn Around Time Required
☐ 24 Hours ☐ 48 Hours ☐ 7 Days ☐ 14 Days ☐ 21 Days ☐ Other _____

QC Requirements (Specify)

	Date	Time
1. Relinquished By: Walt E Pyne III	9-2-09	1700
2. Relinquished By:		
3. Relinquished By:		

	Date	Time
1. Received By:		
2. Received By:	9/3/09	9:10
3. Received By:		

Comments

DISTRIBUTION: WHITE - Returned to Client with Report; CANARY - Stays with the Sample; PINK - Field Copy

54

North Canton

TestAmerica Cooler Receipt Form/Narrative **Lot Number:** A9I030309
North Canton Facility

Client Tetra Tech Project Middle River By: [signature] (Signature)
Cooler Received on 9/3/09 Opened on 9/3/09
FedEx ☒ UPS ☐ DHL ☐ FAS ☐ Stetson ☐ Client Drop Off ☐ TestAmerica Courier ☐ Other ____
TestAmerica Cooler # ____ Multiple Coolers ☐ Foam Box ☐ Client Cooler ☒ Other ____

1. Were custody seals on the outside of the cooler(s)? Yes ☒ No ☐ Intact? Yes ☒ No ☐ NA ☐
   If YES, Quantity 1 Quantity Unsalvageable ____
   Were custody seals on the outside of cooler(s) signed and dated? Yes ☒ No ☐ NA ☐
   Were custody seals on the bottle(s)? Yes ☐ No ☒
   If YES, are there any exceptions? ____
2. Shippers' packing slip attached to the cooler(s)? Yes ☒ No ☐
3. Did custody papers accompany the sample(s)? Yes ☒ No ☐ Relinquished by client? Yes ☒ No ☐
4. Were the custody papers signed in the appropriate place? Yes ☒ No ☐
5. Packing material used: Bubble Wrap ☒ Foam ☒ None ☐ Other ____
6. Cooler temperature upon receipt ____ °C See back of form for multiple coolers/temps ☐
   METHOD: IR ☒ Other ☐ ____
   COOLANT: Wet Ice ☒ Blue Ice ☐ Dry Ice ☐ Water ☐ None ☐
7. Did all bottles arrive in good condition (Unbroken)? Yes ☒ No ☐
8. Could all bottle labels be reconciled with the COC? Yes ☒ No ☐
9. Were sample(s) at the correct pH upon receipt? Yes ☒ No ☐ NA ☐
10. Were correct bottle(s) used for the test(s) indicated? Yes ☒ No ☐
11. Were air bubbles >6 mm in any VOA vials? Yes ☐ No ☒ NA ☐
12. Sufficient quantity received to perform indicated analyses? Yes ☒ No ☐
13. Was a trip blank present in the cooler(s)? Yes ☒ No ☐ Were VOAs on the COC? Yes ☒ No ☐

Contacted PM ____ Date ____ by ____ via Verbal ☐ Voice Mail ☐ Other ☐
Concerning ____

14. CHAIN OF CUSTODY

The following discrepancies occurred:
Cooler received iced + within temp. Accidentally Temp was not recorded on CRF.

15. SAMPLE CONDITION

Sample(s) ____ were received after the recommended holding time had expired.
Sample(s) ____ were received in a broken container.
Sample(s) ____ were received with bubble >6 mm in diameter. (Notify PM)

16. SAMPLE PRESERVATION

Sample(s) ____ were further preserved in Sample Receiving to meet recommended pH level(s). *Nitric Acid Lot#* 031909-HNO_3; *Sulfuric Acid Lot#* 100108-H_2SO_4; *Sodium Hydroxide Lot#* 100108 -*NaOH; Hydrochloric Acid Lot#* 092006-*HCl; Sodium Hydroxide and Zinc Acetate Lot#* 050205-$(CH_3COO)_2ZN/NaOH$. What time was preservative added to sample(s)? ____

Client ID	pH	Date	Initials
MW14C	<2<2	9/3/09	[initials]

SOP: NC-SC-0005, Sample Receiving
N:\OAOC\NARRATIVE\TestAmerica\Cooler Receipt TestAmerica\COOLER_TestAmerica_Rev 71 072000.doc

SORT	UNITS	NSAMPLE	LAB_ID	QC_TYPE	SAMP_DATE	EXTR_DATE	ANAL_DATE	SMP_EXTR	EXTR_ANL	SMP_ANL
SO4	MG/L	MRC-MW36A-082609	A9H270200003	NM	8/26/2009	8/28/2009	8/28/2009	1.532	0.550	2.082
SO4	MG/L	MRC-MW34B-082509	A9H260250002	NM	8/25/2009	8/26/2009	8/26/2009	0.531	0.828	1.359
SO4	MG/L	MRC-MW34A-082509	A9H260250003	NM	8/25/2009	8/26/2009	8/26/2009	0.368	0.839	1.207
SO4	MG/L	MRC-MW27B-082409	A9H250196003	NM	8/24/2009	8/25/2009	8/25/2009	0.424	0.783	1.207
SO4	MG/L	MRC-MW27A-082609	A9H270200002	NM	8/26/2009	8/28/2009	8/28/2009	1.593	0.574	2.167
SO4	MG/L	MRC-MW21A-082409	A9H250196002	NM	8/24/2009	8/25/2009	8/25/2009	0.503	0.772	1.275
SO4	MG/L	MRC-MW14B-082709	A9H280125002	NM	8/27/2009	8/28/2009	8/28/2009	0.608	0.924	1.531
TDS	MG/L	MRC-MW36A-082609	A9H270200003	NM	8/26/2009	9/2/2009	9/3/2009	6.532	1	7.532
TDS	MG/L	MRC-MW14B-082709	A9H280125002	NM	8/27/2009	9/3/2009	9/4/2009	6.608	1	7.608
TDS	MG/L	MRC-MW27A-082609	A9H270200002	NM	8/26/2009	9/2/2009	9/3/2009	6.593	1	7.593
TDS	MG/L	MRC-MW27B-082409	A9H250196003	NM	8/24/2009	8/26/2009	8/27/2009	1.424	1	2.424
TDS	MG/L	MRC-MW34B-082509	A9H260250002	NM	8/25/2009	8/27/2009	8/28/2009	1.531	1	2.531
TDS	MG/L	MRC-MW37A-082709	A9H280125004	NM	8/27/2009	9/3/2009	9/4/2009	6.521	1	7.521
TDS	MG/L	MRC-MW21A-082409	A9H250196002	NM	8/24/2009	8/26/2009	8/27/2009	1.503	1	2.503
TDS	MG/L	MRC-MW34A-082509	A9H260250003	NM	8/25/2009	8/27/2009	8/28/2009	1.368	1	2.368
OS	UG/L	MRC-MW15A-082709	A9H280125006	NM	8/27/2009	8/28/2009	8/31/2009	0.41	3.747	4.157
OS	UG/L	MRC-MW14B-082709	A9H280125002	NM	8/27/2009	8/28/2009	8/31/2009	0.608	3.706	4.313
OS	UG/L	MRC-MW71B-082709	A9H280125003	NM	8/27/2009	8/28/2009	8/31/2009	0.578	3.719	4.298

SORT	UNITS	NSAMPLE	LAB_ID	QC_TYPE	SAMP_DATE	EXTR_DATE	ANAL_DATE	SMP_EXTR	EXTR_ANL	SMP_ANL
OS	UG/L	MRC-MW82A-082609	A9H270200004	NM	8/26/2009	8/27/2009	9/3/2009	0.419	7.697	8.117
OS	UG/L	MRC-MW71A-082709	A9H280125005	NM	8/27/2009	8/28/2009	8/31/2009	0.502	3.733	4.235
OS	UG/L	MRC-MW21B-082409	A9H250196004	NM	8/24/2009	8/26/2009	9/2/2009	1.372	7.831	9.203
OS	UG/L	MRC-MW21A-082409	A9H250196002	NM	8/24/2009	8/26/2009	9/1/2009	1.503	6.851	8.355
OS	UG/L	MRC-MW16A-082709	A9H280125007	NM	8/27/2009	8/28/2009	8/31/2009	0.301	3.761	4.062
OS	UG/L	MRC-MW14C-083109	A9I030309002	NM	8/31/2009	9/4/2009	9/11/2009	3.543	7.035	10.58
OV	UG/L	MRC-MW34A-082509	A9H260250003	NM	8/25/2009	9/2/2009	9/2/2009	7.368	0.624	7.992
OV	UG/L	MRC-MW21B-082409	A9H250196004	NM	8/24/2009	9/3/2009	9/3/2009	9.372	0.497	9.869
OV	UG/L	MRC-MW82A-082609	A9H270200004	NM	8/26/2009	9/2/2009	9/2/2009	6.419	0.69	7.109
OV	UG/L	MRC-MW36A-082609	A9H270200003	NM	8/26/2009	9/2/2009	9/2/2009	6.532	0.674	7.206
OV	UG/L	MRC-MW71B-082709	A9H280125003	NM	8/27/2009	9/2/2009	9/2/2009	5.578	0.738	6.317
OV	UG/L	TB-083109	A9I030309001	TB	8/31/2009	9/10/2009	9/10/2009	9.667	0.047	9.713
OV	UG/L	MRC-MW71A-082709	A9H280125005	NM	8/27/2009	9/2/2009	9/2/2009	5.502	0.770	6.272
OV	UG/L	MRC-MW37B-08	A9H290152002	NM	8/28/2009	9/9/2009	9/9/2009	11.55	0.512	12.06
OV	UG/L	MRC-MW37A-082709	A9H280125004	NM	8/27/2009	9/3/2009	9/3/2009	6.521	0.855	7.376
OV	UG/L	MRC-MW34B-082509	A9H260250002	NM	8/25/2009	9/2/2009	9/2/2009	7.531	0.608	8.14
OV	UG/L	TB-082409	A9H250196001	TB	8/24/2009	9/2/2009	9/2/2009	8.667	0.527	9.194
OV	UG/L	MRC-MW27A-082609	A9H270200002	NM	8/26/2009	9/2/2009	9/2/2009	6.593	0.657	7.25

SORT	UNITS	NSAMPLE	LAB_ID	QC_TYPE	SAMP_DATE	EXTR_DATE	ANAL_DATE	SMP_EXTR	EXTR_ANL	SMP_ANL
OV	UG/L	MRC-MW21A-082409	A9H250196002	NM	8/24/2009	9/2/2009	9/2/2009	8.503	0.544	9.047
OV	UG/L	MRC-MW16A-082709	A9H280125007	NM	8/27/2009	9/3/2009	9/3/2009	6.301	0.562	6.862
OV	UG/L	MRC-MW15A-082709	A9H280125006	NM	8/27/2009	9/4/2009	9/4/2009	7.41	0.531	7.940
OV	UG/L	MRC-MW14C-083109	A9I030309002	NM	8/31/2009	9/10/2009	9/10/2009	9.501	0.063	9.564
OV	UG/L	MRC-MW14B-082709	A9H280125002	NM	8/27/2009	9/3/2009	9/3/2009	6.608	0.513	7.121
OV	UG/L	TB-082509	A9H260250001	TB	8/25/2009	9/2/2009	9/2/2009	7.667	0.592	8.258
OV	UG/L	TB-082609	A9H270200001	TB	8/26/2009	9/2/2009	9/2/2009	6.667	0.640	7.307
OV	UG/L	TB-082709	A9H280125001	TB	8/27/2009	9/2/2009	9/2/2009	5.667	0.706	6.372
OV	UG/L	TB-082809	A9H290152001	TB	8/28/2009	9/9/2009	9/9/2009	11.67	0.497	12.16
OV	UG/L	MRC-MW27B-082409	A9H250196003	NM	8/24/2009	9/3/2009	9/3/2009	9.424	0.481	9.904
ETHA	UG/L	MRC-MW27B-082409	A9H250196003	NM	8/24/2009	9/1/2009	9/1/2009	7.424	0.751	8.174
ETHA	UG/L	MRC-MW14B-082709	A9H280125002	NM	8/27/2009	9/2/2009	9/2/2009	5.608	0.572	6.18
ETHA	UG/L	MRC-MW27A-082609	A9H270200002	NM	8/26/2009	9/2/2009	9/2/2009	6.593	0.529	7.122
ETHA	UG/L	MRC-MW34A-082509	A9H260250003	NM	8/25/2009	9/1/2009	9/1/2009	6.368	0.860	7.228
ETHA	UG/L	MRC-MW34B-082509	A9H260250002	NM	8/25/2009	9/1/2009	9/1/2009	6.531	0.851	7.382
ETHA	UG/L	MRC-MW36A-082609	A9H270200003	NM	8/26/2009	9/9/2009	9/9/2009	13.53	0.656	14.19
ETHA	UG/L	MRC-MW37A-082709	A9H280125004	NM	8/27/2009	9/2/2009	9/2/2009	5.521	0.582	6.103
ETHA	UG/L	MRC-MW21A-082409	A9H250196002	NM	8/24/2009	9/1/2009	9/1/2009	7.503	0.741	8.244

SORT	UNITS	NSAMPLE	LAB_ID	QC_TYPE	SAMP_DATE	EXTR_DATE	ANAL_DATE	SMP_EXTR	EXTR_ANL	SMP_ANL
ETHE	UG/L	MRC-MW14B-082709	A9H280125002	NM	8/27/2009	9/2/2009	9/2/2009	5.608	0.572	6.18
ETHE	UG/L	MRC-MW21A-082409	A9H250196002	NM	8/24/2009	9/1/2009	9/1/2009	7.503	0.741	8.244
ETHE	UG/L	MRC-MW27A-082609	A9H270200002	NM	8/26/2009	9/2/2009	9/2/2009	6.593	0.529	7.122
ETHE	UG/L	MRC-MW27B-082409	A9H250196003	NM	8/24/2009	9/1/2009	9/1/2009	7.424	0.751	8.174
ETHE	UG/L	MRC-MW34A-082509	A9H260250003	NM	8/25/2009	9/1/2009	9/1/2009	6.368	0.860	7.228
ETHE	UG/L	MRC-MW34B-082509	A9H260250002	NM	8/25/2009	9/1/2009	9/1/2009	6.531	0.851	7.382
ETHE	UG/L	MRC-MW36A-082609	A9H270200003	NM	8/26/2009	9/9/2009	9/9/2009	13.53	0.656	14.19
ETHE	UG/L	MRC-MW37A-082709	A9H280125004	NM	8/27/2009	9/2/2009	9/2/2009	5.521	0.582	6.103
METH	UG/L	MRC-MW14B-082709	A9H280125002	NM	8/27/2009	9/2/2009	9/2/2009	5.608	0.572	6.18
METH	UG/L	MRC-MW21A-082409	A9H250196002	NM	8/24/2009	9/1/2009	9/1/2009	7.503	0.741	8.244
METH	UG/L	MRC-MW27A-082609	A9H270200002	NM	8/26/2009	9/2/2009	9/2/2009	6.593	0.529	7.122
METH	UG/L	MRC-MW27B-082409	A9H250196003	NM	8/24/2009	9/1/2009	9/1/2009	7.424	0.751	8.174
METH	UG/L	MRC-MW34A-082509	A9H260250003	NM	8/25/2009	9/1/2009	9/1/2009	6.368	0.860	7.228
METH	UG/L	MRC-MW34B-082509	A9H260250002	NM	8/25/2009	9/1/2009	9/1/2009	6.531	0.851	7.382
METH	UG/L	MRC-MW37A-082709	A9H280125004	NM	8/27/2009	9/2/2009	9/2/2009	5.521	0.582	6.103
METH	UG/L	MRC-MW36A-082609	A9H270200003	NM	8/26/2009	9/9/2009	9/9/2009	13.53	0.656	14.19

5A

VOLATILE ORGANIC GC/MS TUNING AND MASS CALIBRATION - BROMOFLUOROBENZENE (BFB)

Lab Name: NORTH CANTON Contract:

Lab Code: TACAN Case No.: SAS No.: SDG No.: 9H25196

Lab File ID: BFB239 BFB Injection Date: 07/21/09

Instrument ID: A3UX15 BFB Injection Time: 1309

Matrix: (soil/water) WATER Level: (low/med) LOW Column: (pack/cap) CAP

m/e	ION ABUNDANCE CRITERIA	% RELATIVE ABUNDANCE
50	15.0 - 40.0% of mass 95	18.8
75	30.0 - 60.0% of mass 95	45.2
95	Base Peak, 100% relative abundance	100.0
96	5.0 - 9.0% of mass 95	6.6
173	Less than 2.0% of mass 174	0.7 (0.8)1
174	50.0 - 100.0% of mass 95	89.4
175	5.0 - 9.0% of mass 174	6.4 (7.1)1
176	Greater than 95.0%, but less than 101.0% of mass 174	86.8 (97.2)1
177	5.0 - 9.0% of mass 176	5.9 (6.8)2

1-Value is % of mass 174 2-Value is % of mass 176

THIS TUNE APPLIES TO THE FOLLOWING SAMPLES, MS, MSD, BLANKS, AND STANDARDS:

	EPA SAMPLE NO.	LAB SAMPLE ID	LAB FILE ID	DATE ANALYZED	TIME ANALYZED
01	VSTD040	200NG-IC	UXC4109	07/21/09	1354
02	VSTD020	100NG-IC	UXC4110	07/21/09	1417
03	VSTD010	50NG-IC	UXC4111	07/21/09	1441
04	VSTD005	25NG-IC	UXC4112	07/21/09	1504
05	VSTD002	10NG-IC	UXC4113	07/21/09	1528
06	VSTD001	5NG-IC	UXC4114	07/21/09	1551
07	VSTD040	200NG-A9IC	UXC4116	07/21/09	1637
08	VSTD020	100NG-A9IC	UXC4117	07/21/09	1701
09	VSTD010	50NG-A9IC	UXC4118	07/21/09	1724
10	VSTD005	25NG-A9IC	UXC4119	07/21/09	1747
11	VSTD002	10NG-A9IC	UXC4120	07/21/09	1810
12	VSTD001	5NG-A9IC	UXC4121	07/21/09	1834
13					
14					
15					
16					
17					
18					
19					
20					
21					
22					

Report Date : 22-Jul-2009 10:12

TestAmerica North Canton

INITIAL CALIBRATION DATA

Start Cal Date : 21-JUL-2009 13:54
End Cal Date : 21-JUL-2009 18:34
Quant Method : ISTD
Origin : Disabled
Target Version : 4.14
Integrator : HP RTE
Method file : \\cansvr11\dd\chem\MSV\a3ux15.i\C90721B-IC.b\8260LLUX15.m
Last Edit : 22-Jul-2009 10:11 a3ux15.i
Curve Type : Average

Calibration File Names:
Level 1: \\cansvr11\dd\chem\MSV\a3ux15.i\C90721B-IC.b\UXC4121.D
Level 2: \\cansvr11\dd\chem\MSV\a3ux15.i\C90721B-IC.b\UXC4120.D
Level 3: \\cansvr11\dd\chem\MSV\a3ux15.i\C90721B-IC.b\UXC4119.D
Level 4: \\cansvr11\dd\chem\MSV\a3ux15.i\C90721B-IC.b\UXC4118.D
Level 5: \\cansvr11\dd\chem\MSV\a3ux15.i\C90721B-IC.b\UXC4117.D
Level 6: \\cansvr11\dd\chem\MSV\a3ux15.i\C90721B-IC.b\UXC4116.D

	Compound	5.000 Level 1	10.000 Level 2	25.000 Level 3	50.000 Level 4	100.000 Level 5	200.000 Level 6	RRF	% RSD
	8 Dichlorodifluoromethane	0.14996	0.16189	0.16701	0.19347	0.19740	0.17454	0.17405	10.595
	9 Chloromethane	0.42224	0.41533	0.37540	0.38941	0.40771	0.38248	0.39876	4.764
	10 Vinyl Chloride	0.30070	0.31883	0.30010	0.31534	0.33175	0.31658	0.31388	3.815
	11 Bromomethane	0.15319	0.12733	0.12402	0.12189	0.12205	0.10148	0.12499	13.254
	12 Chloroethane	0.17300	0.16965	0.16172	0.17097	0.16629	0.15536	0.16617	3.977
	13 Trichlorofluoromethane	0.27287	0.27635	0.25819	0.27427	0.27769	0.26927	0.27144	2.624
	14 Dichlorofluoromethane	0.28803	0.31291	0.31908	0.32315	0.33462	0.33167	0.31824	5.286
	15 Acrolein	0.03066	0.03516	0.03521	0.03826	0.03960	0.03918	0.03635	9.322
	16 Acetone	0.10886	0.08517	0.06785	0.06534	0.06614	0.06481	0.07636	23.171
	17 1,1-Dichloroethene	0.17594	0.19848	0.19278	0.20049	0.20536	0.19692	0.19499	5.238
	18 Freon-113	0.12194	0.13822	0.13850	0.15251	0.15058	0.14945	0.14187	8.151
	19 Iodomethane	0.33470	0.35658	0.35058	0.35262	0.35799	0.35381	0.35105	2.405
	20 Carbon Disulfide	0.50637	0.57114	0.56736	0.58981	0.61941	0.61973	0.57897	7.280
	21 Methylene Chloride	0.26730	0.25542	0.22925	0.22411	0.22382	0.21746	0.23623	8.541
	22 Acetonitrile	0.02611	0.02386	0.02344	0.02379	0.02468	0.02493	0.02447	4.031
	23 Acrylonitrile	0.08808	0.09180	0.09220	0.09612	0.10033	0.10071	0.09487	5.338
	24 Methyl tert-butyl ether	0.42264	0.46700	0.47076	0.48399	0.49929	0.48048	0.47069	5.551
	25 trans-1,2-Dichloroethene	0.20486	0.21663	0.21795	0.22650	0.22422	0.22334	0.21892	3.591
	26 Hexane	0.03988	0.04844	0.05018	0.05427	0.05518	0.05426	0.05037	11.481
	27 Vinyl acetate	0.29200	0.28800	0.31726	0.35923	0.37607	0.37008	0.33377	11.886
	28 1,1-Dichloroethane	0.39807	0.40779	0.40894	0.43152	0.43473	0.43182	0.41881	3.751
	29 tert-Butyl Alcohol	0.01044	0.01163	0.01177	0.01294	0.01329	0.01289	0.01216	8.853
	30 2-Butanone	0.09720	0.08719	0.09957	0.09952	0.10330	0.10371	0.09842	6.131
M	31 1,2-Dichloroethene (total)	0.21118	0.22609	0.22652	0.23037	0.23344	0.22947	0.22618	3.460
	32 cis-1,2-dichloroethene	0.21750	0.23555	0.23508	0.23424	0.24266	0.23561	0.23344	3.592
	33 2,2-Dichloropropane	0.15898	0.18010	0.18289	0.19708	0.19976	0.19556	0.18573	8.263
	34 Bromochloromethane	0.11311	0.11326	0.11498	0.11661	0.11886	0.11686	0.11561	1.945
	35 Chloroform	0.30616	0.32995	0.33880	0.34479	0.35006	0.34873	0.33641	4.922

Report Date : 22-Jul-2009 10:12

TestAmerica North Canton

INITIAL CALIBRATION DATA

Start Cal Date : 21-JUL-2009 13:54
End Cal Date : 21-JUL-2009 18:34
Quant Method : ISTD
Origin : Disabled
Target Version : 4.14
Integrator : HP RTE
Method file : \\cansvr11\dd\chem\MSV\a3ux15.i\C90721B-IC.b\8260LLUX15.m
Last Edit : 22-Jul-2009 10:11 a3ux15.i
Curve Type : Average

	Compound	5.000 Level 1	10.000 Level 2	25.000 Level 3	50.000 Level 4	100.000 Level 5	200.000 Level 6	RRF	% RSD	
	36 Tetrahydrofuran	0.04991	0.06166	0.06234	0.06497	0.06412	0.06654	0.06159	9.723	
	37 1,1,1-Trichloroethane	0.22756	0.24679	0.24912	0.26578	0.27299	0.27034	0.25543	6.847	
	38 1,1-Dichloropropene	0.24547	0.26972	0.28345	0.29222	0.29879	0.29842	0.28134	7.356	
	39 Carbon Tetrachloride	0.17740	0.19895	0.21346	0.22280	0.23604	0.23585	0.21408	10.666	
	40 1,2-Dichloroethane	0.25804	0.29041	0.29449	0.29918	0.30148	0.30414	0.29129	5.842	
	41 Benzene	0.84063	0.88680	0.88381	0.91538	0.95051	0.95524	0.90539	4.846	
	42 Trichloroethene	0.22486	0.24101	0.24424	0.24173	0.25474	0.25675	0.24389	4.704	
	43 1,2-Dichloropropane	0.21600	0.23472	0.22786	0.24542	0.25518	0.25204	0.23854	6.339	
	44 1,4-Dioxane	0.00136	0.00173	0.00164	0.00180	0.00191	0.00189	0.00172	11.765	<-
	45 Dibromomethane	0.09411	0.10586	0.11248	0.11595	0.11869	0.11960	0.11112	8.738	
	46 Bromodichloromethane	0.17348	0.19643	0.21133	0.23508	0.24194	0.24505	0.21722	13.158	
	47 2-Chloroethyl vinyl ether	0.09625	0.11201	0.12170	0.09608	0.10154	0.09683	0.10407	10.148	
	48 cis-1,3-Dichloropropene	0.21728	0.24459	0.27869	0.30351	0.32032	0.33359	0.28300	15.949	
	49 4-Methyl-2-pentanone	0.14857	0.15549	0.18017	0.18997	0.20379	0.21010	0.18135	13.839	
	50 Toluene	1.05949	1.15285	1.15941	1.20402	1.21186	1.27070	1.17639	6.062	
	51 trans-1,3-Dichloropropene	0.20623	0.25370	0.29536	0.32020	0.33932	0.34632	0.29352	18.539	
	52 Ethyl Methacrylate	0.17883	0.21705	0.24886	0.28400	0.30319	0.31079	0.25712	20.230	
	53 1,1,2-Trichloroethane	0.18917	0.20576	0.21668	0.21794	0.22506	0.22363	0.21304	6.356	
	54 1,3-Dichloropropane	0.34174	0.37577	0.38415	0.40110	0.40536	0.40862	0.38612	6.533	
	55 Tetrachloroethene	0.21985	0.24874	0.24982	0.24438	0.25162	0.25583	0.24504	5.263	
	56 2-Hexanone	0.10301	0.13154	0.15024	0.15984	0.17214	0.17570	0.14875	18.501	
	57 Dibromochloromethane	0.13845	0.15291	0.18445	0.20753	0.22516	0.23436	0.19048	20.433	
	58 1,2-Dibromoethane	0.18751	0.20988	0.22637	0.23011	0.23709	0.24088	0.22197	9.022	
	59 Chlorobenzene	0.72628	0.76751	0.79135	0.79741	0.82559	0.83422	0.79040	5.011	
	60 1,1,1,2-Tetrachloroethane	0.17071	0.21128	0.22213	0.24500	0.25187	0.26274	0.22729	14.801	
	61 Ethylbenzene	0.36706	0.40216	0.41734	0.43008	0.44277	0.44865	0.41801	7.213	
	62 m + p-Xylene	0.44547	0.49984	0.51786	0.53257	0.55236	0.57222	0.52005	8.556	
M	63 Xylenes (total)	0.44059	0.49233	0.50936	0.52837	0.54467	0.56012	0.51257	8.342	
	64 Xylene-o	0.43084	0.47732	0.49237	0.51996	0.52929	0.53592	0.49762	7.972	
	65 Styrene	0.59766	0.68717	0.77591	0.82875	0.89971	0.92655	0.78596	16.079	
	66 Bromoform	0.07246	0.08727	0.10392	0.11958	0.13499	0.14752	0.11095	25.751	<-
	67 Isopropylbenzene	1.02960	1.19572	1.23798	1.32624	1.36869	1.44217	1.26673	11.538	
	68 1,1,2,2-Tetrachloroethane	0.40227	0.41227	0.45574	0.48102	0.49183	0.48728	0.45507	8.613	
	69 1,4-Dichloro-2-butene	0.10046	0.12870	0.15454	0.15791	0.17256	0.16761	0.14696	18.647	
	70 1,2,3-Trichloropropane	0.14195	0.13731	0.14953	0.14625	0.14837	0.14565	0.14484	3.121	
	71 Bromobenzene	0.53499	0.56924	0.59539	0.60051	0.60634	0.62128	0.58796	5.279	

Report Date : 22-Jul-2009 10:12

TestAmerica North Canton

INITIAL CALIBRATION DATA

Start Cal Date : 21-JUL-2009 13:54
End Cal Date : 21-JUL-2009 18:34
Quant Method : ISTD
Origin : Disabled
Target Version : 4.14
Integrator : HP RTE
Method file : \\cansvr11\dd\chem\MSV\a3ux15.i\C90721B-IC.b\8260LLUX15.m
Last Edit : 22-Jul-2009 10:11 a3ux15.i
Curve Type : Average

	Compound	5.000 Level 1	10.000 Level 2	25.000 Level 3	50.000 Level 4	100.000 Level 5	200.000 Level 6	RRF	% RSD	
72	n-Propylbenzene	0.52143	0.57289	0.64169	0.66319	0.66923	0.68336	0.62530	10.250	
73	2-Chlorotoluene	0.49670	0.53804	0.55614	0.57674	0.58903	0.58267	0.55655	6.261	
74	1,3,5-Trimethylbenzene	1.52575	1.68878	1.85370	1.93345	2.02771	2.08311	1.85208	11.428	
75	4-Chlorotoluene	0.51815	0.55735	0.57285	0.58439	0.59609	0.58794	0.56946	5.007	
76	tert-Butylbenzene	1.37450	1.53386	1.63298	1.68134	1.73372	1.82644	1.63047	9.756	
77	1,2,4-Trimethylbenzene	1.61278	1.72799	1.92984	2.00417	2.06520	2.14556	1.91426	10.711	
78	sec-Butylbenzene	1.89694	2.14491	2.36173	2.43581	2.52049	2.65152	2.33523	11.704	
79	4-Isopropyltoluene	1.60604	1.77756	1.97641	2.07540	2.15826	2.24218	1.97264	12.211	
80	1,3-Dichlorobenzene	1.13100	1.13378	1.17319	1.18579	1.20193	1.23496	1.17677	3.411	
81	1,4-Dichlorobenzene	1.13612	1.13610	1.17230	1.19972	1.22157	1.26442	1.18837	4.247	
82	n-Butylbenzene	1.32696	1.47474	1.66610	1.77800	1.84660	1.90451	1.66615	13.516	
83	1,2-Dichlorobenzene	1.01909	1.12214	1.13958	1.17747	1.17437	1.19650	1.13819	5.653	
84	1,2-Dibromo-3-chloropropane	0.06441	0.06711	0.08275	0.09322	0.09439	0.10213	0.08400	18.383	
85	1,2,4-Trichlorobenzene	0.78466	0.82265	0.86628	0.85175	0.86273	0.88067	0.84479	4.177	
86	Hexachlorobutadiene	0.31371	0.33696	0.34255	0.34516	0.32772	0.33445	0.33342	3.435	
87	Naphthalene	1.42260	1.63277	1.82364	1.86899	1.91993	2.01127	1.77987	12.110	
88	1,2,3-Trichlorobenzene	0.69003	0.74301	0.76046	0.77129	0.75206	0.76755	0.74740	4.005	
89	Ethyl Ether	0.23349	0.23119	0.24241	0.24353	0.24050	0.23475	0.23765	2.168	
90	Ethanol	+++++	+++++	+++++	+++++	+++++	+++++	+++++	+++++	<-
91	3-Chloropropene	0.10264	0.10710	0.10837	0.11543	0.12285	0.12464	0.11350	7.883	
92	Isopropyl Ether	0.18821	0.18995	0.19783	0.20572	0.21255	0.21024	0.20075	5.160	
93	2-Chloro-1,3-butadiene	0.29636	0.30137	0.32239	0.32920	0.34734	0.35051	0.32453	6.960	
94	Propionitrile	0.02887	0.02818	0.03214	0.03352	0.03216	0.03424	0.03152	7.818	
95	Ethyl Acetate	0.16935	0.15240	0.16558	0.17688	0.18006	0.18718	0.17191	7.132	
96	Methacrylonitrile	0.12593	0.11480	0.12053	0.12923	0.12894	0.13017	0.12493	4.870	
97	Isobutanol	0.00516	0.00470	0.00483	0.00534	0.00522	0.00566	0.00515	6.769	<-
98	Cyclohexane	0.40785	0.47368	0.49728	0.53054	0.54276	0.54652	0.49977	10.632	
99	n-Butanol	0.00323	0.00378	0.00451	0.00478	0.00506	0.00555	0.00449	18.990	<-
100	Methyl Methacrylate	0.13610	0.12468	0.14022	0.14275	0.15276	0.15832	0.14247	8.419	
101	2-Nitropropane	0.01458	0.01589	0.01678	0.01613	0.01924	0.02264	0.01755	16.701	
102	Chloropicrin	+++++	+++++	+++++	+++++	+++++	+++++	+++++	+++++	<-
103	Cyclohexanone	+++++	+++++	+++++	+++++	+++++	+++++	+++++	+++++	<-
104	Pentachloroethane	+++++	+++++	+++++	+++++	+++++	+++++	+++++	+++++	<-
105	Benzyl Chloride	+++++	+++++	+++++	+++++	+++++	+++++	+++++	+++++	<-
134	Thiophene	+++++	+++++	+++++	+++++	+++++	+++++	+++++	+++++	<-
135	Crotononitrile(1st Isomer)	+++++	+++++	+++++	+++++	+++++	+++++	+++++	+++++	<-

Report Date : 22-Jul-2009 10:12

TestAmerica North Canton

INITIAL CALIBRATION DATA

Start Cal Date : 21-JUL-2009 13:54
End Cal Date : 21-JUL-2009 18:34
Quant Method : ISTD
Origin : Disabled
Target Version : 4.14
Integrator : HP RTE
Method file : \\cansvr11\dd\chem\MSV\a3ux15.i\C90721B-IC.b\8260LLUX15.m
Last Edit : 22-Jul-2009 10:11 a3ux15.i
Curve Type : Average

	Compound	5.000 Level 1	10.000 Level 2	25.000 Level 3	50.000 Level 4	100.000 Level 5	200.000 Level 6	RRF	% RSD	
	136 Crotononitrile(2nd Isomer)	++++++	++++++	++++++	++++++	++++++	++++++	++++++	++++++	<-
M	137 Total Crotononitrile	++++++	++++++	++++++	++++++	++++++	++++++	++++++	++++++	<-
	138 Paraldehyde	++++++	++++++	++++++	++++++	++++++	++++++	++++++	++++++	<-
	139 3,3,5-Trimethylcyclohexanone	++++++	++++++	++++++	++++++	++++++	++++++	++++++	++++++	<-
	140 1-Chlorohexane	++++++	++++++	++++++	++++++	++++++	++++++	++++++	++++++	<-
	141 1,3,5-Trichlorobenzene	0.86960	0.91012	0.91430	0.94077	0.95337	0.96163	0.92497	3.682	
	143 Methyl Acetate	0.17636	0.18994	0.19367	0.19158	0.19797	0.19427	0.19063	3.935	
	144 Methylcyclohexane	0.32789	0.36881	0.39062	0.41555	0.43046	0.43806	0.39523	10.580	
	145 Dimethoxymethane	+++++	+++++	+++++	+++++	+++++	+++++	+++++	+++++	<-
	146 2-Methylnaphthalene	0.71704	0.76667	0.93582	1.13357	1.22337	1.27793	1.00907	23.582	
	147 Tetrahydrothiophene	+++++	+++++	+++++	+++++	+++++	+++++	+++++	+++++	<-
	148 1,4-Dichlorobutane	+++++	+++++	+++++	+++++	+++++	+++++	+++++	+++++	<-
	151 Ethyl Acrylate	+++++	+++++	+++++	+++++	+++++	+++++	+++++	+++++	<-
	152 Vinyl Acetate-86	0.02023	0.02429	0.02915	0.03313	0.03461	0.03411	0.02925	20.126	
	153 1,3-Butadiene	+++++	+++++	+++++	+++++	+++++	+++++	+++++	+++++	<-
	154 n-Heptane	+++++	+++++	+++++	+++++	+++++	+++++	+++++	+++++	<-
	155 tert-Butyl Ethyl Ether	0.50542	0.54150	0.58597	0.58515	0.64254	0.66031	0.58681	9.992	
	156 tert-Amyl Methyl Ether	0.35055	0.35660	0.39755	0.39498	0.44396	0.46411	0.40129	11.361	
	157 1,2,3-Trimethylbezene	1.66768	1.76084	2.02084	2.14293	2.26752	2.33230	2.03202	13.284	
$	4 Dibromofluoromethane	0.21016	0.20995	0.20629	0.20566	0.21032	0.21099	0.20889	1.100	
$	5 1,2-Dichloroethane-d4	0.25874	0.24393	0.24253	0.24115	0.25030	0.24693	0.24726	2.632	
$	6 Toluene-d8	1.07648	1.07840	1.04466	1.06793	1.08868	1.09926	1.07590	1.741	
$	7 Bromofluorobenzene	0.37935	0.36265	0.37137	0.38290	0.39789	0.39585	0.38167	3.591	

VOLATILE ORGANIC GC/MS TUNING AND MASS CALIBRATION - BROMOFLUOROBENZENE (BFB)

Lab Name: NORTH CANTON Contract:

Lab Code: TACAN Case No.: SAS No.: SDG No.: 9H25196

Lab File ID: BFB274 BFB Injection Date: 09/02/09

Instrument ID: A3UX15 BFB Injection Time: 0748

Matrix: (soil/water) WATER Level: (low/med) LOW Column: (pack/cap) CAP

m/e	ION ABUNDANCE CRITERIA	% RELATIVE ABUNDANCE
50	15.0 - 40.0% of mass 95	20.0
75	30.0 - 60.0% of mass 95	45.8
95	Base Peak, 100% relative abundance	100.0
96	5.0 - 9.0% of mass 95	6.5
173	Less than 2.0% of mass 174	0.6 (0.7)1
174	50.0 - 100.0% of mass 95	90.0
175	5.0 - 9.0% of mass 174	6.6 (7.3)1
176	Greater than 95.0%, but less than 101.0% of mass 174	87.5 (97.3)1
177	5.0 - 9.0% of mass 176	5.8 (6.6)2

1-Value is % of mass 174 2-Value is % of mass 176

THIS TUNE APPLIES TO THE FOLLOWING SAMPLES, MS, MSD, BLANKS, AND STANDARDS:

	EPA SAMPLE NO.	LAB SAMPLE ID	LAB FILE ID	DATE ANALYZED	TIME ANALYZED
01	VSTD010	50NG-CC	UXC5059	09/02/09	0840
02	VSTD010	50NG-A9CC	UXC5060	09/02/09	0904
03	LJ84LCHK	LJ84L1AC	UXC5061	09/02/09	0927
04	LJL84LCKDUP	LJ84L1AD	UXC5062	09/02/09	0951
05	LJL84LBLK	LJ84L1AA	UXC5063	09/02/09	1014
06	TB-082409	LJPW21AA	UXC5069	09/02/09	1239
07	MRC-MW21A-08	LJPW81AA	UXC5070	09/02/09	1303
08	TB-082509	LJTCP1AA	UXC5073	09/02/09	1412
09	MRC-MW34B-08	LJTCV1AA	UXC5074	09/02/09	1436
10	MRC-MW34A-08	LJTDX1AM	UXC5075	09/02/09	1459
11	TB-082609	LJWDE1AA	UXC5076	09/02/09	1522
12	MRC-MW27A-08	LJWDQ1AA	UXC5077	09/02/09	1546
13	MRC-MW36A-08	LJWD41AM	UXC5078	09/02/09	1610
14	MRC-MW82A-08	LJWD81AA	UXC5079	09/02/09	1633
15	TB-082709	LJX5R1AA	UXC5080	09/02/09	1656
16	MRC-MW71B-08	LJX541AA	UXC5082	09/02/09	1743
17	MRC-MW71A-08	LJX6A1AM	UXC5084	09/02/09	1829
18	MRC-MW21A-08	LJPW8	UXC5086	09/02/09	1916
19	MRC-MW21A-08	LJPW8	UXC5087	09/02/09	1939
20					
21					
22					

FORM V VOA 1/87 Rev.

Data File: \\cansvr11\dd\chem\MSV\a3ux15.i\C90902A.b\UXC5059.D
Report Date: 02-Sep-2009 09:52

TestAmerica North Canton

CONTINUING CALIBRATION COMPOUNDS

Instrument ID: a3ux15.i Injection Date: 02-SEP-2009 08:40
Lab File ID: UXC5059.D Init. Cal. Date(s): 21-JUL-2009 21-JUL-2009
Analysis Type: WATER Init. Cal. Times: 13:54 18:34
Lab Sample ID: 50NG-CC Quant Type: ISTD
Method: \\cansvr11\dd\chem\MSV\a3ux15.i\C90902A.b\8260LLUX15.m

COMPOUND	RRF / AMOUNT	RF50	CCAL RRF50	MIN RRF	%D / %DRIFT	MAX %D / %DRIFT	CURVE TYPE	
$ 4 Dibromofluoromethane	0.20889	0.19456	0.19456	0.010	6.86281	50.00000	Averaged	
$ 5 1,2-Dichloroethane-d4	0.24726	0.21901	0.21901	0.010	11.42518	50.00000	Averaged	
$ 6 Toluene-d8	1.07590	0.99485	0.99485	0.010	7.53326	50.00000	Averaged	
$ 7 Bromofluorobenzene	0.38167	0.34814	0.34814	0.010	8.78371	50.00000	Averaged	
8 Dichlorodifluoromethane	0.17405	0.20951	0.20951	0.010	-20.37681	50.00000	Averaged	
9 Chloromethane	0.39876	0.37939	0.37939	0.100	4.85767	50.00000	Averaged	
10 Vinyl Chloride	0.31388	0.30193	0.30193	0.010	3.80954	20.00000	Averaged	
11 Bromomethane	0.12499	0.12214	0.12214	0.010	2.28599	50.00000	Averaged	
12 Chloroethane	0.16617	0.14000	0.14000	0.010	15.74853	50.00000	Averaged	
13 Trichlorofluoromethane	0.27144	0.30675	0.30675	0.010	-13.00849	50.00000	Averaged	
15 Acrolein	0.03635	0.01932	0.01932	0.010	46.85797	50.00000	Averaged	
16 Acetone	100	82.67980	0.05653	0.010	17.32020	0.000e+000	Wt Linear	
17 1,1-Dichloroethene	0.19499	0.19281	0.19281	0.010	1.11837	20.00000	Averaged	
18 Freon-113	0.14187	0.15983	0.15983	0.010	-12.65987	50.00000	Averaged	
19 Iodomethane	0.35105	0.36748	0.36748	0.010	-4.68068	50.00000	Averaged	
20 Carbon Disulfide	0.57897	0.59829	0.59829	0.010	-3.33627	50.00000	Averaged	
21 Methylene Chloride	0.23623	0.23349	0.23349	0.010	1.16048	50.00000	Averaged	
22 Acetonitrile	0.02447	0.02376	0.02376	0.010	2.87568	50.00000	Averaged	
23 Acrylonitrile	0.09487	0.08339	0.08339	0.010	12.10725	50.00000	Averaged	
24 Methyl tert-butyl ether	0.47069	0.40344	0.40344	0.010	14.28858	50.00000	Averaged	
25 trans-1,2-Dichloroethene	0.21892	0.21936	0.21936	0.010	-0.20124	50.00000	Averaged	
26 Hexane	0.05037	0.04994	0.04994	0.010	0.85275	20.00000	Averaged	
27 Vinyl acetate	0.33377	0.19845	0.19845	0.010	40.54245	50.00000	Averaged	
28 1,1-Dichloroethane	0.41881	0.42113	0.42113	0.100	-0.55417	50.00000	Averaged	
29 tert-Butyl Alcohol	0.01216	0.00945	0.00945	0.010	22.28166	50.00000	Averaged	<-
30 2-Butanone	0.09842	0.08108	0.08108	0.010	17.61718	50.00000	Averaged	
M 31 1,2-Dichloroethene (total)	0.22618	0.22468	0.22468	0.010	0.66562	50.00000	Averaged	
32 cis-1,2-dichloroethene	0.23344	0.22999	0.22999	0.010	1.47854	50.00000	Averaged	
33 2,2-Dichloropropane	0.18573	0.18630	0.18630	0.010	-0.30771	50.00000	Averaged	
34 Bromochloromethane	0.11561	0.11765	0.11765	0.010	-1.76262	50.00000	Averaged	
35 Chloroform	0.33641	0.35417	0.35417	0.010	-5.27697	20.00000	Averaged	
36 Tetrahydrofuran	0.06159	0.04811	0.04811	0.010	21.88507	50.00000	Averaged	
37 1,1,1-Trichloroethane	0.25543	0.27755	0.27755	0.010	-8.65920	50.00000	Averaged	
38 1,1-Dichloropropene	0.28134	0.28306	0.28306	0.010	-0.60878	50.00000	Averaged	
39 Carbon Tetrachloride	0.21408	0.25261	0.25261	0.010	-17.99817	50.00000	Averaged	
40 1,2-Dichloroethane	0.29129	0.29791	0.29791	0.010	-2.27377	50.00000	Averaged	
41 Benzene	0.90539	0.91386	0.91386	0.010	-0.93472	50.00000	Averaged	
42 Trichloroethene	0.24389	0.24296	0.24296	0.010	0.37915	50.00000	Averaged	
43 1,2-Dichloropropane	0.23854	0.23885	0.23885	0.010	-0.13113	20.00000	Averaged	
44 1,4-Dioxane	0.00172	0.00151	0.00151	0.010	12.12345	50.00000	Averaged	<-
45 Dibromomethane	0.11112	0.10896	0.10896	0.010	1.93744	50.00000	Averaged	
46 Bromodichloromethane	0.21722	0.23729	0.23729	0.010	-9.24128	50.00000	Averaged	
47 2-Chloroethyl vinyl ether	0.10407	0.08305	0.08305	0.010	20.19781	50.00000	Averaged	

Data File: \\cansvr11\dd\chem\MSV\a3ux15.i\C90902A.b\UXC5059.D
Report Date: 02-Sep-2009 09:52

TestAmerica North Canton

CONTINUING CALIBRATION COMPOUNDS

Instrument ID: a3ux15.i Injection Date: 02-SEP-2009 08:40
Lab File ID: UXC5059.D Init. Cal. Date(s): 21-JUL-2009 21-JUL-2009
Analysis Type: WATER Init. Cal. Times: 13:54 18:34
Lab Sample ID: 50NG-CC Quant Type: ISTD
Method: \\cansvr11\dd\chem\MSV\a3ux15.i\C90902A.b\8260LLUX15.m

COMPOUND	RRF / AMOUNT	RF50	CCAL RRF50	MIN RRF	%D / %DRIFT	MAX %D / %DRIFT	CURVE TYPE
48 cis-1,3-Dichloropropene	50.00000	44.93050	0.28219	0.010	10.13900	0.000e+000	Wt Linear
49 4-Methyl-2-pentanone	0.18135	0.15404	0.15404	0.010	15.05742	50.00000	Averaged
50 Toluene	1.17639	1.24219	1.24219	0.010	-5.59377	20.00000	Averaged
51 trans-1,3-Dichloropropene	50.00000	43.51204	0.28490	0.010	12.97592	0.000e+000	Wt Linear
52 Ethyl Methacrylate	50.00000	42.51151	0.24711	0.010	14.97699	0.000e+000	Wt Linear
53 1,1,2-Trichloroethane	0.21304	0.21360	0.21360	0.010	-0.26150	50.00000	Averaged
54 1,3-Dichloropropane	0.38612	0.38280	0.38280	0.010	0.86199	50.00000	Averaged
55 Tetrachloroethene	0.24504	0.26000	0.26000	0.010	-6.10411	50.00000	Averaged
56 2-Hexanone	100	81.07290	0.13387	0.010	18.92710	0.000e+000	Wt Linear
57 Dibromochloromethane	50.00000	50.39176	0.22110	0.010	-0.78353	0.000e+000	Wt Linear
58 1,2-Dibromoethane	0.22197	0.21756	0.21756	0.010	1.98880	50.00000	Averaged
59 Chlorobenzene	0.79040	0.82311	0.82311	0.300	-4.13945	50.00000	Averaged
60 1,1,1,2-Tetrachloroethane	0.22729	0.25912	0.25912	0.010	-14.00478	50.00000	Averaged
61 Ethylbenzene	0.41801	0.43971	0.43971	0.010	-5.19027	20.00000	Averaged
62 m + p-Xylene	0.52005	0.56063	0.56063	0.010	-7.80254	50.00000	Averaged
M 63 Xylenes (total)	0.51257	0.54607	0.54607	0.010	-6.53441	50.00000	Averaged
64 Xylene-o	0.49762	0.51694	0.51694	0.010	-3.88380	50.00000	Averaged
65 Styrene	50.00000	50.44886	0.88629	0.010	-0.89772	0.000e+000	Wt Linear
66 Bromoform	50.00000	45.99129	0.12200	0.100	8.01743	0.000e+000	Wt Linear
67 Isopropylbenzene	1.26673	1.30823	1.30823	0.010	-3.27563	50.00000	Averaged
68 1,1,2,2-Tetrachloroethane	0.45507	0.41278	0.41278	0.300	9.29373	50.00000	Averaged
69 1,4-Dichloro-2-butene	50.00000	33.31042	0.10620	0.010	33.37917	0.000e+000	Wt Linear
70 1,2,3-Trichloropropane	0.14484	0.13308	0.13308	0.010	8.12128	50.00000	Averaged
71 Bromobenzene	0.58796	0.60153	0.60153	0.010	-2.30773	50.00000	Averaged
72 n-Propylbenzene	0.62530	0.66172	0.66172	0.010	-5.82446	50.00000	Averaged
73 2-Chlorotoluene	0.55655	0.57978	0.57978	0.010	-4.17297	50.00000	Averaged
74 1,3,5-Trimethylbenzene	1.85208	1.95459	1.95459	0.010	-5.53433	50.00000	Averaged
75 4-Chlorotoluene	0.56946	0.58424	0.58424	0.010	-2.59414	50.00000	Averaged
76 tert-Butylbenzene	1.63047	1.63970	1.63970	0.010	-0.56575	50.00000	Averaged
77 1,2,4-Trimethylbenzene	1.91426	2.01250	2.01250	0.010	-5.13193	50.00000	Averaged
78 sec-Butylbenzene	2.33523	2.36323	2.36323	0.010	-1.19874	50.00000	Averaged
79 4-Isopropyltoluene	1.97264	2.03895	2.03895	0.010	-3.36156	50.00000	Averaged
80 1,3-Dichlorobenzene	1.17677	1.17808	1.17808	0.010	-0.11119	50.00000	Averaged
81 1,4-Dichlorobenzene	1.18837	1.22448	1.22448	0.010	-3.03831	50.00000	Averaged
82 n-Butylbenzene	1.66615	1.64804	1.64804	0.010	1.08701	50.00000	Averaged
83 1,2-Dichlorobenzene	1.13819	1.16124	1.16124	0.010	-2.02526	50.00000	Averaged
84 1,2-Dibromo-3-chloropropane	50.00000	36.38249	0.06791	0.010	27.23503	0.000e+000	Wt Linear
85 1,2,4-Trichlorobenzene	0.84479	0.79241	0.79241	0.010	6.20069	50.00000	Averaged
86 Hexachlorobutadiene	0.33342	0.32283	0.32283	0.010	3.17690	50.00000	Averaged
87 Naphthalene	1.77987	1.41372	1.41372	0.010	20.57159	50.00000	Averaged
88 1,2,3-Trichlorobenzene	0.74740	0.68287	0.68287	0.010	8.63327	50.00000	Averaged
98 Cyclohexane	0.49977	0.50268	0.50268	0.010	-0.58173	50.00000	Averaged
143 Methyl Acetate	0.19063	0.16777	0.16777	0.010	11.99193	50.00000	Averaged

Data File: \\cansvr11\dd\chem\MSV\a3ux15.i\C90902A.b\UXC5059.D
Report Date: 02-Sep-2009 09:52

TestAmerica North Canton

CONTINUING CALIBRATION COMPOUNDS

Instrument ID: a3ux15.i Injection Date: 02-SEP-2009 08:40
Lab File ID: UXC5059.D Init. Cal. Date(s): 21-JUL-2009 21-JUL-2009
Analysis Type: WATER Init. Cal. Times: 13:54 18:34
Lab Sample ID: 50NG-CC Quant Type: ISTD
Method: \\cansvr11\dd\chem\MSV\a3ux15.i\C90902A.b\8260LLUX15.m

COMPOUND	RRF / AMOUNT	RF50	CCAL RRF50	MIN RRF	%D / %DRIFT	MAX %D / %DRIFT	CURVE TYPE
144 Methylcyclohexane	0.39523	0.38243	0.38243	0.010	3.23800	50.00000	Averaged
141 1,3,5-Trichlorobenzene	0.92497	0.90439	0.90439	0.010	2.22403	50.00000	Averaged
152 Vinyl Acetate-86	50.00000	28.18755	0.01783	0.010	43.62489	0.000e+000	Wt Linear

VOLATILE ORGANIC GC/MS TUNING AND MASS CALIBRATION - BROMOFLUOROBENZENE (BFB)

Lab Name: NORTH CANTON Contract:

Lab Code: TACAN Case No.: SAS No.: SDG No.: 9H25196

Lab File ID: BFB275 BFB Injection Date: 09/03/09

Instrument ID: A3UX15 BFB Injection Time: 0846

Matrix: (soil/water) WATER Level: (low/med) LOW Column: (pack/cap) CAP

m/e	ION ABUNDANCE CRITERIA	% RELATIVE ABUNDANCE
50	15.0 - 40.0% of mass 95	20.5
75	30.0 - 60.0% of mass 95	46.1
95	Base Peak, 100% relative abundance	100.0
96	5.0 - 9.0% of mass 95	6.2
173	Less than 2.0% of mass 174	0.6 (0.6)1
174	50.0 - 100.0% of mass 95	89.8
175	5.0 - 9.0% of mass 174	6.3 (7.0)1
176	Greater than 95.0%, but less than 101.0% of mass 174	87.1 (97.0)1
177	5.0 - 9.0% of mass 176	5.4 (6.2)2

1-Value is % of mass 174 2-Value is % of mass 176

THIS TUNE APPLIES TO THE FOLLOWING SAMPLES, MS, MSD, BLANKS, AND STANDARDS:

	EPA SAMPLE NO.	LAB SAMPLE ID	LAB FILE ID	DATE ANALYZED	TIME ANALYZED
01	VSTD010	50NG-CC	UXC5089	09/03/09	0936
02	VSTD010	50NG-A9CC	UXC5090	09/03/09	0959
03	LKC6NCHK	LKC6N1AC	UXC5091	09/03/09	1023
04	LKC6NCHKDUP	LKC6N1AD	UXC5092	09/03/09	1046
05	LKC6NBLK	LKC6N1AA	UXC5093	09/03/09	1109
06	MRC-MW27B-08	LJPXM1AM	UXC5094	09/03/09	1132
07	MRC-MW21B-08	LJPXQ1AA	UXC5095	09/03/09	1156
08	MRC-MW14B-08	LJX5T1AA	UXC5096	09/03/09	1219
09	MRC-MW16A-08	LJX6K1AA	UXC5099	09/03/09	1329
10	MRC-MW37A-08	LJX581AM	UXC5116A	09/03/09	2031
11					
12					
13					
14					
15					
16					
17					
18					
19					
20					
21					
22					

Data File: \\cansvr11\dd\chem\MSV\a3ux15.i\C90903A.b\UXC5089.D
Report Date: 03-Sep-2009 10:25

TestAmerica North Canton

CONTINUING CALIBRATION COMPOUNDS

Instrument ID: a3ux15.i Injection Date: 03-SEP-2009 09:36
Lab File ID: UXC5089.D Init. Cal. Date(s): 21-JUL-2009 21-JUL-2009
Analysis Type: WATER Init. Cal. Times: 13:54 18:34
Lab Sample ID: 50NG-CC Quant Type: ISTD
Method: \\cansvr11\dd\chem\MSV\a3ux15.i\C90903A.b\8260LLUX15.m

COMPOUND	RRF / AMOUNT	RF50	CCAL RRF50	MIN RRF	%D / %DRIFT	MAX %D / %DRIFT	CURVE TYPE
$ 4 Dibromofluoromethane	0.20889	0.19646	0.19646	0.010	5.95307	50.00000	Averaged
$ 5 1,2-Dichloroethane-d4	0.24726	0.22776	0.22776	0.010	7.88845	50.00000	Averaged
$ 6 Toluene-d8	1.07590	0.99882	0.99882	0.010	7.16420	50.00000	Averaged
$ 7 Bromofluorobenzene	0.38167	0.35302	0.35302	0.010	7.50741	50.00000	Averaged
8 Dichlorodifluoromethane	0.17405	0.20847	0.20847	0.010	-19.77886	50.00000	Averaged
9 Chloromethane	0.39876	0.36958	0.36958	0.100	7.31823	50.00000	Averaged
10 Vinyl Chloride	0.31388	0.29502	0.29502	0.010	6.00943	20.00000	Averaged
11 Bromomethane	0.12499	0.12129	0.12129	0.010	2.96334	50.00000	Averaged
12 Chloroethane	0.16617	0.14048	0.14048	0.010	15.45791	50.00000	Averaged
13 Trichlorofluoromethane	0.27144	0.30049	0.30049	0.010	-10.70101	50.00000	Averaged
15 Acrolein	0.03635	0.02731	0.02731	0.010	24.84923	50.00000	Averaged
16 Acetone	100	84.51838	0.05769	0.010	15.48162	0.000e+000	Wt Linear
17 1,1-Dichloroethene	0.19499	0.21017	0.21017	0.010	-7.78530	20.00000	Averaged
18 Freon-113	0.14187	0.16518	0.16518	0.010	-16.42917	50.00000	Averaged
19 Iodomethane	0.35105	0.39194	0.39194	0.010	-11.64989	50.00000	Averaged
20 Carbon Disulfide	0.57897	0.65700	0.65700	0.010	-13.47660	50.00000	Averaged
21 Methylene Chloride	0.23623	0.24713	0.24713	0.010	-4.61610	50.00000	Averaged
22 Acetonitrile	0.02447	0.02404	0.02404	0.010	1.73032	50.00000	Averaged
23 Acrylonitrile	0.09487	0.08786	0.08786	0.010	7.38885	50.00000	Averaged
24 Methyl tert-butyl ether	0.47069	0.43195	0.43195	0.010	8.23218	50.00000	Averaged
25 trans-1,2-Dichloroethene	0.21892	0.23088	0.23088	0.010	-5.46252	50.00000	Averaged
26 Hexane	0.05037	0.05138	0.05138	0.010	-2.01588	20.00000	Averaged
27 Vinyl acetate	0.33377	0.28548	0.28548	0.010	14.46766	50.00000	Averaged
28 1,1-Dichloroethane	0.41881	0.44806	0.44806	0.100	-6.98293	50.00000	Averaged
29 tert-Butyl Alcohol	0.01216	0.00957	0.00957	0.010	21.30199	50.00000	Averaged <-
30 2-Butanone	0.09842	0.08640	0.08640	0.010	12.21371	50.00000	Averaged
M 31 1,2-Dichloroethene (total)	0.22618	0.23844	0.23844	0.010	-5.42124	50.00000	Averaged
32 cis-1,2-dichloroethene	0.23344	0.24601	0.24601	0.010	-5.38253	50.00000	Averaged
33 2,2-Dichloropropane	0.18573	0.19101	0.19101	0.010	-2.84728	50.00000	Averaged
34 Bromochloromethane	0.11561	0.12155	0.12155	0.010	-5.13815	50.00000	Averaged
35 Chloroform	0.33641	0.38574	0.38574	0.010	-14.66234	20.00000	Averaged
36 Tetrahydrofuran	0.06159	0.04976	0.04976	0.010	19.20977	50.00000	Averaged
37 1,1,1-Trichloroethane	0.25543	0.29352	0.29352	0.010	-14.91152	50.00000	Averaged
38 1,1-Dichloropropene	0.28134	0.29941	0.29941	0.010	-6.42127	50.00000	Averaged
39 Carbon Tetrachloride	0.21408	0.26889	0.26889	0.010	-25.60193	50.00000	Averaged
40 1,2-Dichloroethane	0.29129	0.31873	0.31873	0.010	-9.41927	50.00000	Averaged
41 Benzene	0.90539	0.96553	0.96553	0.010	-6.64168	50.00000	Averaged
42 Trichloroethene	0.24389	0.25571	0.25571	0.010	-4.84858	50.00000	Averaged
43 1,2-Dichloropropane	0.23854	0.25432	0.25432	0.010	-6.61676	20.00000	Averaged
44 1,4-Dioxane	0.00172	0.00150	0.00150	0.010	12.55896	50.00000	Averaged <-
45 Dibromomethane	0.11112	0.11906	0.11906	0.010	-7.14728	50.00000	Averaged
46 Bromodichloromethane	0.21722	0.25346	0.25346	0.010	-16.68621	50.00000	Averaged
47 2-Chloroethyl vinyl ether	0.10407	0.08436	0.08436	0.010	18.93980	50.00000	Averaged

Data File: \\cansvr11\dd\chem\MSV\a3ux15.i\C90903A.b\UXC5089.D
Report Date: 03-Sep-2009 10:25

TestAmerica North Canton

CONTINUING CALIBRATION COMPOUNDS

Instrument ID: a3ux15.i Injection Date: 03-SEP-2009 09:36
Lab File ID: UXC5089.D Init. Cal. Date(s): 21-JUL-2009 21-JUL-2009
Analysis Type: WATER Init. Cal. Times: 13:54 18:34
Lab Sample ID: 50NG-CC Quant Type: ISTD
Method: \\cansvr11\dd\chem\MSV\a3ux15.i\C90903A.b\8260LLUX15.m

COMPOUND	RRF / AMOUNT	RF50	CCAL RRF50	MIN RRF	%D / %DRIFT	MAX %D / %DRIFT	CURVE TYPE
48 cis-1,3-Dichloropropene	50.00000	47.19493	0.29719	0.010	5.61014	0.000e+000	Wt Linear
49 4-Methyl-2-pentanone	0.18135	0.15906	0.15906	0.010	12.28950	50.00000	Averaged
50 Toluene	1.17639	1.29524	1.29524	0.010	-10.10335	20.00000	Averaged
51 trans-1,3-Dichloropropene	50.00000	46.27026	0.30404	0.010	7.45948	0.000e+000	Wt Linear
52 Ethyl Methacrylate	50.00000	44.24822	0.25791	0.010	11.50357	0.000e+000	Wt Linear
53 1,1,2-Trichloroethane	0.21304	0.23175	0.23175	0.010	-8.78149	50.00000	Averaged
54 1,3-Dichloropropane	0.38612	0.40574	0.40574	0.010	-5.08127	50.00000	Averaged
55 Tetrachloroethene	0.24504	0.26815	0.26815	0.010	-9.42950	50.00000	Averaged
56 2-Hexanone	100	84.32078	0.13958	0.010	15.67922	0.000e+000	Wt Linear
57 Dibromochloromethane	50.00000	53.70225	0.23652	0.010	-7.40450	0.000e+000	Wt Linear
58 1,2-Dibromoethane	0.22197	0.22829	0.22829	0.010	-2.84760	50.00000	Averaged
59 Chlorobenzene	0.79040	0.85900	0.85900	0.300	-8.67987	50.00000	Averaged
60 1,1,1,2-Tetrachloroethane	0.22729	0.27851	0.27851	0.010	-22.53636	50.00000	Averaged
61 Ethylbenzene	0.41801	0.45794	0.45794	0.010	-9.55285	20.00000	Averaged
62 m + p-Xylene	0.52005	0.57549	0.57549	0.010	-10.65894	50.00000	Averaged
M 63 Xylenes (total)	0.51257	0.56149	0.56149	0.010	-9.54369	50.00000	Averaged
64 Xylene-o	0.49762	0.53351	0.53351	0.010	-7.21262	50.00000	Averaged
65 Styrene	50.00000	51.70421	0.90942	0.010	-3.40842	0.000e+000	Wt Linear
66 Bromoform	50.00000	48.19456	0.12836	0.100	3.61087	0.000e+000	Wt Linear
67 Isopropylbenzene	1.26673	1.33631	1.33631	0.010	-5.49290	50.00000	Averaged
68 1,1,2,2-Tetrachloroethane	0.45507	0.45144	0.45144	0.300	0.79785	50.00000	Averaged
69 1,4-Dichloro-2-butene	50.00000	41.25161	0.13334	0.010	17.49677	0.000e+000	Wt Linear
70 1,2,3-Trichloropropane	0.14484	0.14083	0.14083	0.010	2.77161	50.00000	Averaged
71 Bromobenzene	0.58796	0.66670	0.66670	0.010	-13.39203	50.00000	Averaged
72 n-Propylbenzene	0.62530	0.69626	0.69626	0.010	-11.34856	50.00000	Averaged
73 2-Chlorotoluene	0.55655	0.62765	0.62765	0.010	-12.77362	50.00000	Averaged
74 1,3,5-Trimethylbenzene	1.85208	2.05011	2.05011	0.010	-10.69211	50.00000	Averaged
75 4-Chlorotoluene	0.56946	0.63169	0.63169	0.010	-10.92708	50.00000	Averaged
76 tert-Butylbenzene	1.63047	1.66979	1.66979	0.010	-2.41120	50.00000	Averaged
77 1,2,4-Trimethylbenzene	1.91426	2.14175	2.14175	0.010	-11.88435	50.00000	Averaged
78 sec-Butylbenzene	2.33523	2.44508	2.44508	0.010	-4.70403	50.00000	Averaged
79 4-Isopropyltoluene	1.97264	2.11775	2.11775	0.010	-7.35595	50.00000	Averaged
80 1,3-Dichlorobenzene	1.17677	1.29672	1.29672	0.010	-10.19233	50.00000	Averaged
81 1,4-Dichlorobenzene	1.18837	1.30992	1.30992	0.010	-10.22838	50.00000	Averaged
82 n-Butylbenzene	1.66615	1.74127	1.74127	0.010	-4.50828	50.00000	Averaged
83 1,2-Dichlorobenzene	1.13819	1.25111	1.25111	0.010	-9.92083	50.00000	Averaged
84 1,2-Dibromo-3-chloropropane	50.00000	41.18037	0.07756	0.010	17.63926	0.000e+000	Wt Linear
85 1,2,4-Trichlorobenzene	0.84479	0.84498	0.84498	0.010	-0.02255	50.00000	Averaged
86 Hexachlorobutadiene	0.33342	0.33417	0.33417	0.010	-0.22234	50.00000	Averaged
87 Naphthalene	1.77987	1.53225	1.53225	0.010	13.91204	50.00000	Averaged
88 1,2,3-Trichlorobenzene	0.74740	0.74461	0.74461	0.010	0.37340	50.00000	Averaged
98 Cyclohexane	0.49977	0.52093	0.52093	0.010	-4.23403	50.00000	Averaged
143 Methyl Acetate	0.19063	0.16530	0.16530	0.010	13.28697	50.00000	Averaged

Data File: \\cansvr11\dd\chem\MSV\a3ux15.i\C90903A.b\UXC5089.D
Report Date: 03-Sep-2009 10:25

TestAmerica North Canton

CONTINUING CALIBRATION COMPOUNDS

Instrument ID: a3ux15.i Injection Date: 03-SEP-2009 09:36
Lab File ID: UXC5089.D Init. Cal. Date(s): 21-JUL-2009 21-JUL-2009
Analysis Type: WATER Init. Cal. Times: 13:54 18:34
Lab Sample ID: 50NG-CC Quant Type: ISTD
Method: \\cansvr11\dd\chem\MSV\a3ux15.i\C90903A.b\8260LLUX15.m

COMPOUND	RRF / AMOUNT	RF50	CCAL RRF50	MIN RRF	%D / %DRIFT	MAX %D / %DRIFT	CURVE TYPE
144 Methylcyclohexane	0.39523	0.38820	0.38820	0.010	1.77924	50.00000	Averaged
141 1,3,5-Trichlorobenzene	0.92497	0.94421	0.94421	0.010	-2.08056	50.00000	Averaged
152 Vinyl Acetate-86	50.00000	40.21377	0.02618	0.010	19.57246	0.000e+000	Wt Linear

VOLATILE ORGANIC GC/MS TUNING AND MASS CALIBRATION - BROMOFLUOROBENZENE (BFB)

Lab Name: NORTH CANTON Contract:

Lab Code: TACAN Case No.: SAS No.: SDG No.: 9H25196

Lab File ID: BFB277 BFB Injection Date: 09/04/09

Instrument ID: A3UX15 BFB Injection Time: 0930

Matrix: (soil/water) WATER Level: (low/med) LOW Column: (pack/cap) CAP

m/e	ION ABUNDANCE CRITERIA	% RELATIVE ABUNDANCE
50	15.0 - 40.0% of mass 95	20.4
75	30.0 - 60.0% of mass 95	45.1
95	Base Peak, 100% relative abundance	100.0
96	5.0 - 9.0% of mass 95	6.5
173	Less than 2.0% of mass 174	0.6 (0.7)1
174	50.0 - 100.0% of mass 95	88.8
175	5.0 - 9.0% of mass 174	6.2 (7.0)1
176	Greater than 95.0%, but less than 101.0% of mass 174	86.4 (97.3)1
177	5.0 - 9.0% of mass 176	5.2 (6.1)2

1-Value is % of mass 174 2-Value is % of mass 176

THIS TUNE APPLIES TO THE FOLLOWING SAMPLES, MS, MSD, BLANKS, AND STANDARDS:

	EPA SAMPLE NO.	LAB SAMPLE ID	LAB FILE ID	DATE ANALYZED	TIME ANALYZED
01	VSTD010	50NG-CC	UXC5145	09/04/09	0956
02	VSTD010	50NG-A9CC	UXC5146	09/04/09	1020
03	LKFXFCHK	LKFXF1AC	UXC5147	09/04/09	1043
04	LKFXFCKDUP	LKFXF1AD	UXC5148	09/04/09	1107
05	LKFXFBLK	LKFXF1AA	UXC5149	09/04/09	1130
06	MRC-MW15A-08	LJX6G1A0	UXC5152	09/04/09	1244
07					
08					
09					
10					
11					
12					
13					
14					
15					
16					
17					
18					
19					
20					
21					
22					

Data File: \\cansvr11\dd\chem\MSV\a3ux15.i\C90904A.b\UXC5145.D
Report Date: 04-Sep-2009 10:47

TestAmerica North Canton

CONTINUING CALIBRATION COMPOUNDS

Instrument ID: a3ux15.i Injection Date: 04-SEP-2009 09:56
Lab File ID: UXC5145.D Init. Cal. Date(s): 21-JUL-2009 21-JUL-2009
Analysis Type: WATER Init. Cal. Times: 13:54 18:34
Lab Sample ID: 50NG-CC Quant Type: ISTD
Method: \\cansvr11\dd\chem\MSV\a3ux15.i\C90904A.b\8260LLUX15.m

COMPOUND	RRF / AMOUNT	RF50	CCAL RRF50	MIN RRF	%D / %DRIFT	MAX %D / %DRIFT	CURVE TYPE	
\$ 4 Dibromofluoromethane	0.20889	0.20567	0.20567	0.010	1.54523	50.00000	Averaged	
\$ 5 1,2-Dichloroethane-d4	0.24726	0.23272	0.23272	0.010	5.88181	50.00000	Averaged	
\$ 6 Toluene-d8	1.07590	1.04339	1.04339	0.010	3.02179	50.00000	Averaged	
\$ 7 Bromofluorobenzene	0.38167	0.35818	0.35818	0.010	6.15457	50.00000	Averaged	
8 Dichlorodifluoromethane	0.17405	0.22699	0.22699	0.010	-30.41724	50.00000	Averaged	
9 Chloromethane	0.39876	0.37330	0.37330	0.100	6.38447	50.00000	Averaged	
10 Vinyl Chloride	0.31388	0.32273	0.32273	0.010	-2.81705	20.00000	Averaged	
11 Bromomethane	0.12499	0.12680	0.12680	0.010	-1.44592	50.00000	Averaged	
12 Chloroethane	0.16617	0.14739	0.14739	0.010	11.29972	50.00000	Averaged	
13 Trichlorofluoromethane	0.27144	0.32850	0.32850	0.010	-21.02094	50.00000	Averaged	
15 Acrolein	0.03635	0.02467	0.02467	0.010	32.12806	50.00000	Averaged	
16 Acetone	100	88.93367	0.06049	0.010	11.06633	0.000e+000	Wt Linear	
17 1,1-Dichloroethene	0.19499	0.20878	0.20878	0.010	-7.06870	20.00000	Averaged	
18 Freon-113	0.14187	0.19354	0.19354	0.010	-36.42354	50.00000	Averaged	
19 Iodomethane	0.35105	0.38479	0.38479	0.010	-9.61194	50.00000	Averaged	
20 Carbon Disulfide	0.57897	0.62427	0.62427	0.010	-7.82486	50.00000	Averaged	
21 Methylene Chloride	0.23623	0.25757	0.25757	0.010	-9.03309	50.00000	Averaged	
22 Acetonitrile	0.02447	0.02452	0.02452	0.010	-0.20661	50.00000	Averaged	
23 Acrylonitrile	0.09487	0.08751	0.08751	0.010	7.76329	50.00000	Averaged	
24 Methyl tert-butyl ether	0.47069	0.39791	0.39791	0.010	15.46392	50.00000	Averaged	
25 trans-1,2-Dichloroethene	0.21892	0.23682	0.23682	0.010	-8.17704	50.00000	Averaged	
26 Hexane	0.05037	0.05611	0.05611	0.010	-11.39117	20.00000	Averaged	
27 Vinyl acetate	0.33377	0.24567	0.24567	0.010	26.39552	50.00000	Averaged	
28 1,1-Dichloroethane	0.41881	0.43852	0.43852	0.100	-4.70626	50.00000	Averaged	
29 tert-Butyl Alcohol	0.01216	0.00893	0.00893	0.010	26.54900	50.00000	Averaged	<-
30 2-Butanone	0.09842	0.07992	0.07992	0.010	18.79598	50.00000	Averaged	
M 31 1,2-Dichloroethene (total)	0.22618	0.23881	0.23881	0.010	-5.58334	50.00000	Averaged	
32 cis-1,2-dichloroethene	0.23344	0.24080	0.24080	0.010	-3.15101	50.00000	Averaged	
33 2,2-Dichloropropane	0.18573	0.17526	0.17526	0.010	5.63766	50.00000	Averaged	
34 Bromochloromethane	0.11561	0.11768	0.11768	0.010	-1.78789	50.00000	Averaged	
35 Chloroform	0.33641	0.37742	0.37742	0.010	-12.19033	20.00000	Averaged	
36 Tetrahydrofuran	0.06159	0.04710	0.04710	0.010	23.51543	50.00000	Averaged	
37 1,1,1-Trichloroethane	0.25543	0.28572	0.28572	0.010	-11.86062	50.00000	Averaged	
38 1,1-Dichloropropene	0.28134	0.28755	0.28755	0.010	-2.20535	50.00000	Averaged	
39 Carbon Tetrachloride	0.21408	0.26828	0.26828	0.010	-25.31626	50.00000	Averaged	
40 1,2-Dichloroethane	0.29129	0.31101	0.31101	0.010	-6.76876	50.00000	Averaged	
41 Benzene	0.90539	0.94992	0.94992	0.010	-4.91818	50.00000	Averaged	
42 Trichloroethene	0.24389	0.24761	0.24761	0.010	-1.52526	50.00000	Averaged	
43 1,2-Dichloropropane	0.23854	0.25245	0.25245	0.010	-5.83376	20.00000	Averaged	
44 1,4-Dioxane	0.00172	0.00138	0.00138	0.010	19.86245	50.00000	Averaged	<-
45 Dibromomethane	0.11112	0.11522	0.11522	0.010	-3.69030	50.00000	Averaged	
46 Bromodichloromethane	0.21722	0.24147	0.24147	0.010	-11.16576	50.00000	Averaged	
47 2-Chloroethyl vinyl ether	0.10407	0.07831	0.07831	0.010	24.75466	50.00000	Averaged	

Data File: \\cansvr11\dd\chem\MSV\a3ux15.i\C90904A.b\UXC5145.D
Report Date: 04-Sep-2009 10:47

TestAmerica North Canton

CONTINUING CALIBRATION COMPOUNDS

Instrument ID: a3ux15.i
Lab File ID: UXC5145.D
Analysis Type: WATER
Lab Sample ID: 50NG-CC
Method: \\cansvr11\dd\chem\MSV\a3ux15.i\C90904A.b\8260LLUX15.m

Injection Date: 04-SEP-2009 09:56
Init. Cal. Date(s): 21-JUL-2009 21-JUL-2009
Init. Cal. Times: 13:54 18:34
Quant Type: ISTD

COMPOUND	RRF / AMOUNT	RF50	CCAL RRF50	MIN RRF	%D / %DRIFT	MAX %D / %DRIFT	CURVE TYPE
48 cis-1,3-Dichloropropene	50.00000	43.17071	0.27053	0.010	13.65857	0.000e+000	Wt Linear
49 4-Methyl-2-pentanone	0.18135	0.14873	0.14873	0.010	17.98566	50.00000	Averaged
50 Toluene	1.17639	1.24841	1.24841	0.010	-6.12247	20.00000	Averaged
51 trans-1,3-Dichloropropene	50.00000	41.09574	0.26813	0.010	17.80851	0.000e+000	Wt Linear
52 Ethyl Methacrylate	50.00000	40.07443	0.23196	0.010	19.85115	0.000e+000	Wt Linear
53 1,1,2-Trichloroethane	0.21304	0.21877	0.21877	0.010	-2.69183	50.00000	Averaged
54 1,3-Dichloropropane	0.38612	0.38332	0.38332	0.010	0.72694	50.00000	Averaged
55 Tetrachloroethene	0.24504	0.26482	0.26482	0.010	-8.07133	50.00000	Averaged
56 2-Hexanone	100	80.21932	0.13237	0.010	19.78068	0.000e+000	Wt Linear
57 Dibromochloromethane	50.00000	47.58166	0.20802	0.010	4.83668	0.000e+000	Wt Linear
58 1,2-Dibromoethane	0.22197	0.21145	0.21145	0.010	4.74204	50.00000	Averaged
59 Chlorobenzene	0.79040	0.83863	0.83863	0.300	-6.10280	50.00000	Averaged
60 1,1,1,2-Tetrachloroethane	0.22729	0.26573	0.26573	0.010	-16.91264	50.00000	Averaged
61 Ethylbenzene	0.41801	0.44010	0.44010	0.010	-5.28415	20.00000	Averaged
62 m + p-Xylene	0.52005	0.55972	0.55972	0.010	-7.62744	50.00000	Averaged
M 63 Xylenes (total)	0.51257	0.54625	0.54625	0.010	-6.56915	50.00000	Averaged
64 Xylene-o	0.49762	0.51930	0.51930	0.010	-4.35716	50.00000	Averaged
65 Styrene	50.00000	49.98494	0.87774	0.010	0.03013	0.000e+000	Wt Linear
66 Bromoform	50.00000	40.60940	0.10648	0.100	18.78119	0.000e+000	Wt Linear
67 Isopropylbenzene	1.26673	1.28653	1.28653	0.010	-1.56301	50.00000	Averaged
68 1,1,2,2-Tetrachloroethane	0.45507	0.41313	0.41313	0.300	9.21698	50.00000	Averaged
69 1,4-Dichloro-2-butene	50.00000	28.03714	0.08817	0.010	43.92572	0.000e+000	Wt Linear
70 1,2,3-Trichloropropane	0.14484	0.12914	0.12914	0.010	10.83822	50.00000	Averaged
71 Bromobenzene	0.58796	0.61195	0.61195	0.010	-4.08120	50.00000	Averaged
72 n-Propylbenzene	0.62530	0.63715	0.63715	0.010	-1.89497	50.00000	Averaged
73 2-Chlorotoluene	0.55655	0.56800	0.56800	0.010	-2.05647	50.00000	Averaged
74 1,3,5-Trimethylbenzene	1.85208	1.92178	1.92178	0.010	-3.76316	50.00000	Averaged
75 4-Chlorotoluene	0.56946	0.60220	0.60220	0.010	-5.74929	50.00000	Averaged
76 tert-Butylbenzene	1.63047	1.55339	1.55339	0.010	4.72740	50.00000	Averaged
77 1,2,4-Trimethylbenzene	1.91426	2.02618	2.02618	0.010	-5.84664	50.00000	Averaged
78 sec-Butylbenzene	2.33523	2.32065	2.32065	0.010	0.62449	50.00000	Averaged
79 4-Isopropyltoluene	1.97264	2.00420	2.00420	0.010	-1.59963	50.00000	Averaged
80 1,3-Dichlorobenzene	1.17677	1.22966	1.22966	0.010	-4.49435	50.00000	Averaged
81 1,4-Dichlorobenzene	1.18837	1.25453	1.25453	0.010	-5.56746	50.00000	Averaged
82 n-Butylbenzene	1.66615	1.62093	1.62093	0.010	2.71423	50.00000	Averaged
83 1,2-Dichlorobenzene	1.13819	1.19844	1.19844	0.010	-5.29337	50.00000	Averaged
84 1,2-Dibromo-3-chloropropane	50.00000	32.41455	0.05992	0.010	35.17090	0.000e+000	Wt Linear
85 1,2,4-Trichlorobenzene	0.84479	0.75241	0.75241	0.010	10.93557	50.00000	Averaged
86 Hexachlorobutadiene	0.33342	0.32506	0.32506	0.010	2.50989	50.00000	Averaged
87 Naphthalene	1.77987	1.31575	1.31575	0.010	26.07614	50.00000	Averaged
88 1,2,3-Trichlorobenzene	0.74740	0.67309	0.67309	0.010	9.94293	50.00000	Averaged
98 Cyclohexane	0.49977	0.55996	0.55996	0.010	-12.04367	50.00000	Averaged
143 Methyl Acetate	0.19063	0.16447	0.16447	0.010	13.72475	50.00000	Averaged

Data File: \\cansvr11\dd\chem\MSV\a3ux15.i\C90904A.b\UXC5145.D
Report Date: 04-Sep-2009 10:47

TestAmerica North Canton

CONTINUING CALIBRATION COMPOUNDS

Instrument ID: a3ux15.i
Lab File ID: UXC5145.D
Analysis Type: WATER
Lab Sample ID: 50NG-CC
Method: \\cansvr11\dd\chem\MSV\a3ux15.i\C90904A.b\8260LLUX15.m

Injection Date: 04-SEP-2009 09:56
Init. Cal. Date(s): 21-JUL-2009 21-JUL-2009
Init. Cal. Times: 13:54 18:34
Quant Type: ISTD

COMPOUND	RRF / AMOUNT	RF50	CCAL RRF50	MIN RRF	%D / %DRIFT	MAX %D / %DRIFT	CURVE TYPE
144 Methylcyclohexane	0.39523	0.43576	0.43576	0.010	-10.25537	50.00000	Averaged
141 1,3,5-Trichlorobenzene	0.92497	0.88469	0.88469	0.010	4.35466	50.00000	Averaged
152 Vinyl Acetate-86	50.00000	33.25703	0.02135	0.010	33.48593	0.000e+000	Wt Linear

VOLATILE ORGANIC GC/MS TUNING AND MASS CALIBRATION - BROMOFLUOROBENZENE (BFB)

Lab Name: NORTH CANTON Contract:

Lab Code: TACAN Case No.: SAS No.: SDG No.: 9H25196

Lab File ID: BFB281 BFB Injection Date: 09/09/09

Instrument ID: A3UX15 BFB Injection Time: 0907

Matrix: (soil/water) WATER Level: (low/med) LOW Column: (pack/cap) CAP

m/e	ION ABUNDANCE CRITERIA	% RELATIVE ABUNDANCE
50	15.0 - 40.0% of mass 95	21.9
75	30.0 - 60.0% of mass 95	47.5
95	Base Peak, 100% relative abundance	100.0
96	5.0 - 9.0% of mass 95	6.3
173	Less than 2.0% of mass 174	0.6 (0.7)1
174	50.0 - 100.0% of mass 95	88.6
175	5.0 - 9.0% of mass 174	6.1 (6.9)1
176	Greater than 95.0%, but less than 101.0% of mass 174	84.7 (95.6)1
177	5.0 - 9.0% of mass 176	5.6 (6.6)2

1-Value is % of mass 174 2-Value is % of mass 176

THIS TUNE APPLIES TO THE FOLLOWING SAMPLES, MS, MSD, BLANKS, AND STANDARDS:

	EPA SAMPLE NO.	LAB SAMPLE ID	LAB FILE ID	DATE ANALYZED	TIME ANALYZED
01	VSTD010	50NG-CC	UXC5261	09/09/09	0958
02	VSTD010	50NG-A9CC	UXC5262	09/09/09	1022
03	LKL0WCHK	LKL0W1AC	UXC5263	09/09/09	1046
04	LKL0WCKDUP	LKL0W1AD	UXC5264	09/09/09	1109
05	LKL0WBLK	LKL0W1AA	UXC5265	09/09/09	1132
06	TB-082809	LJ2KF1AA	UXC5266	09/09/09	1155
07	MRC-MW37B-08	LJ2KH1AA	UXC5267	09/09/09	1218
08					
09					
10					
11					
12					
13					
14					
15					
16					
17					
18					
19					
20					
21					
22					

Data File: \\cansvr11\dd\chem\MSV\a3ux15.i\C90909A.b\UXC5261.D
Report Date: 09-Sep-2009 10:47

TestAmerica North Canton

CONTINUING CALIBRATION COMPOUNDS

Instrument ID: a3ux15.i Injection Date: 09-SEP-2009 09:58
Lab File ID: UXC5261.D Init. Cal. Date(s): 21-JUL-2009 21-JUL-2009
Analysis Type: WATER Init. Cal. Times: 13:54 18:34
Lab Sample ID: 50NG-CC Quant Type: ISTD
Method: \\cansvr11\dd\chem\MSV\a3ux15.i\C90909A.b\8260LLUX15.m

COMPOUND	RRF / AMOUNT	RF50	CCAL RRF50	MIN RRF	%D / %DRIFT	MAX %D / %DRIFT	CURVE TYPE
$ 4 Dibromofluoromethane	0.20889	0.21757	0.21757	0.010	-4.15606	50.00000	Averaged
$ 5 1,2-Dichloroethane-d4	0.24726	0.25384	0.25384	0.010	-2.66151	50.00000	Averaged
$ 6 Toluene-d8	1.07590	1.05559	1.05559	0.010	1.88765	50.00000	Averaged
$ 7 Bromofluorobenzene	0.38167	0.36701	0.36701	0.010	3.84074	50.00000	Averaged
8 Dichlorodifluoromethane	0.17405	0.11738	0.11738	0.010	32.55944	50.00000	Averaged
9 Chloromethane	0.39876	0.30985	0.30985	0.100	22.29645	50.00000	Averaged
10 Vinyl Chloride	0.31388	0.29451	0.29451	0.010	6.17236	20.00000	Averaged
11 Bromomethane	0.12499	0.11643	0.11643	0.010	6.85348	50.00000	Averaged
12 Chloroethane	0.16617	0.15866	0.15866	0.010	4.51787	50.00000	Averaged
13 Trichlorofluoromethane	0.27144	0.32609	0.32609	0.010	-20.13338	50.00000	Averaged
15 Acrolein	0.03635	0.01705	0.01705	0.010	53.10318	50.00000	Averaged<-
16 Acetone	100	95.16126	0.06443	0.010	4.83874	0.000e+000	Wt Linear
17 1,1-Dichloroethene	0.19499	0.19814	0.19814	0.010	-1.61317	20.00000	Averaged
18 Freon-113	0.14187	0.15647	0.15647	0.010	-10.29258	50.00000	Averaged
19 Iodomethane	0.35105	0.36545	0.36545	0.010	-4.10304	50.00000	Averaged
20 Carbon Disulfide	0.57897	0.65709	0.65709	0.010	-13.49259	50.00000	Averaged
21 Methylene Chloride	0.23623	0.24676	0.24676	0.010	-4.46099	50.00000	Averaged
22 Acetonitrile	0.02447	0.02702	0.02702	0.010	-10.44742	50.00000	Averaged
23 Acrylonitrile	0.09487	0.09408	0.09408	0.010	0.83506	50.00000	Averaged
24 Methyl tert-butyl ether	0.47069	0.44351	0.44351	0.010	5.77529	50.00000	Averaged
25 trans-1,2-Dichloroethene	0.21892	0.22585	0.22585	0.010	-3.16560	50.00000	Averaged
26 Hexane	0.05037	0.04550	0.04550	0.010	9.66232	20.00000	Averaged
27 Vinyl acetate	0.33377	0.19817	0.19817	0.010	40.62749	50.00000	Averaged
28 1,1-Dichloroethane	0.41881	0.45671	0.45671	0.100	-9.04880	50.00000	Averaged
29 tert-Butyl Alcohol	0.01216	0.01096	0.01096	0.010	9.88914	50.00000	Averaged
30 2-Butanone	0.09842	0.08769	0.08769	0.010	10.89578	50.00000	Averaged
M 31 1,2-Dichloroethene (total)	0.22618	0.23511	0.23511	0.010	-3.94688	50.00000	Averaged
32 cis-1,2-dichloroethene	0.23344	0.24437	0.24437	0.010	-4.67956	50.00000	Averaged
33 2,2-Dichloropropane	0.18573	0.20079	0.20079	0.010	-8.11295	50.00000	Averaged
34 Bromochloromethane	0.11561	0.12415	0.12415	0.010	-7.38421	50.00000	Averaged
35 Chloroform	0.33641	0.39739	0.39739	0.010	-18.12652	20.00000	Averaged
36 Tetrahydrofuran	0.06159	0.05037	0.05037	0.010	18.21502	50.00000	Averaged
37 1,1,1-Trichloroethane	0.25543	0.29888	0.29888	0.010	-17.01047	50.00000	Averaged
38 1,1-Dichloropropene	0.28134	0.28999	0.28999	0.010	-3.07398	50.00000	Averaged
39 Carbon Tetrachloride	0.21408	0.28067	0.28067	0.010	-31.10541	50.00000	Averaged
40 1,2-Dichloroethane	0.29129	0.33588	0.33588	0.010	-15.30810	50.00000	Averaged
41 Benzene	0.90539	0.94832	0.94832	0.010	-4.74073	50.00000	Averaged
42 Trichloroethene	0.24389	0.24981	0.24981	0.010	-2.43021	50.00000	Averaged
43 1,2-Dichloropropane	0.23854	0.25842	0.25842	0.010	-8.33729	20.00000	Averaged
44 1,4-Dioxane	0.00172	0.00158	0.00158	0.010	8.23825	50.00000	Averaged<-
45 Dibromomethane	0.11112	0.12367	0.12367	0.010	-11.29662	50.00000	Averaged
46 Bromodichloromethane	0.21722	0.27374	0.27374	0.010	-26.02085	50.00000	Averaged
47 2-Chloroethyl vinyl ether	0.10407	0.08496	0.08496	0.010	18.36381	50.00000	Averaged

Data File: \\cansvr11\dd\chem\MSV\a3ux15.i\C90909A.b\UXC5261.D
Report Date: 09-Sep-2009 10:47

TestAmerica North Canton

CONTINUING CALIBRATION COMPOUNDS

Instrument ID: a3ux15.i Injection Date: 09-SEP-2009 09:58
Lab File ID: UXC5261.D Init. Cal. Date(s): 21-JUL-2009 21-JUL-2009
Analysis Type: WATER Init. Cal. Times: 13:54 18:34
Lab Sample ID: 50NG-CC Quant Type: ISTD
Method: \\cansvr11\dd\chem\MSV\a3ux15.i\C90909A.b\8260LLUX15.m

COMPOUND	RRF / AMOUNT	RF50	CCAL RRF50	MIN RRF	%D / %DRIFT	MAX %D / %DRIFT	CURVE TYPE
48 cis-1,3-Dichloropropene	50.00000	45.57094	0.28643	0.010	8.85812	0.000e+000	Wt Linear
49 4-Methyl-2-pentanone	0.18135	0.17521	0.17521	0.010	3.38661	50.00000	Averaged
50 Toluene	1.17639	1.25659	1.25659	0.010	-6.81770	20.00000	Averaged
51 trans-1,3-Dichloropropene	50.00000	45.03911	0.29550	0.010	9.92178	0.000e+000	Wt Linear
52 Ethyl Methacrylate	50.00000	43.61174	0.25395	0.010	12.77652	0.000e+000	Wt Linear
53 1,1,2-Trichloroethane	0.21304	0.22839	0.22839	0.010	-7.20375	50.00000	Averaged
54 1,3-Dichloropropane	0.38612	0.40270	0.40270	0.010	-4.29163	50.00000	Averaged
55 Tetrachloroethene	0.24504	0.26007	0.26007	0.010	-6.13524	50.00000	Averaged
56 2-Hexanone	100	87.58023	0.14531	0.010	12.41977	0.000e+000	Wt Linear
57 Dibromochloromethane	50.00000	55.67481	0.24571	0.010	-11.34963	0.000e+000	Wt Linear
58 1,2-Dibromoethane	0.22197	0.22739	0.22739	0.010	-2.43879	50.00000	Averaged
59 Chlorobenzene	0.79040	0.84788	0.84788	0.300	-7.27235	50.00000	Averaged
60 1,1,1,2-Tetrachloroethane	0.22729	0.29012	0.29012	0.010	-27.64588	50.00000	Averaged
61 Ethylbenzene	0.41801	0.44266	0.44266	0.010	-5.89730	20.00000	Averaged
62 m + p-Xylene	0.52005	0.56951	0.56951	0.010	-9.51005	50.00000	Averaged
M 63 Xylenes (total)	0.51257	0.55218	0.55218	0.010	-7.72719	50.00000	Averaged
64 Xylene-o	0.49762	0.51753	0.51753	0.010	-4.00071	50.00000	Averaged
65 Styrene	50.00000	51.43478	0.90446	0.010	-2.86955	0.000e+000	Wt Linear
66 Bromoform	50.00000	53.52264	0.14372	0.100	-7.04529	0.000e+000	Wt Linear
67 Isopropylbenzene	1.26673	1.28100	1.28100	0.010	-1.12607	50.00000	Averaged
68 1,1,2,2-Tetrachloroethane	0.45507	0.44144	0.44144	0.300	2.99590	50.00000	Averaged
69 1,4-Dichloro-2-butene	50.00000	18.04908	0.05403	0.010	63.90184	0.000e+000	Wt Linear
70 1,2,3-Trichloropropane	0.14484	0.13631	0.13631	0.010	5.88990	50.00000	Averaged
71 Bromobenzene	0.58796	0.60693	0.60693	0.010	-3.22670	50.00000	Averaged
72 n-Propylbenzene	0.62530	0.61586	0.61586	0.010	1.50839	50.00000	Averaged
73 2-Chlorotoluene	0.55655	0.55976	0.55976	0.010	-0.57599	50.00000	Averaged
74 1,3,5-Trimethylbenzene	1.85208	1.89087	1.89087	0.010	-2.09426	50.00000	Averaged
75 4-Chlorotoluene	0.56946	0.59089	0.59089	0.010	-3.76197	50.00000	Averaged
76 tert-Butylbenzene	1.63047	1.53758	1.53758	0.010	5.69738	50.00000	Averaged
77 1,2,4-Trimethylbenzene	1.91426	2.02604	2.02604	0.010	-5.83941	50.00000	Averaged
78 sec-Butylbenzene	2.33523	2.24152	2.24152	0.010	4.01294	50.00000	Averaged
79 4-Isopropyltoluene	1.97264	1.94410	1.94410	0.010	1.44667	50.00000	Averaged
80 1,3-Dichlorobenzene	1.17677	1.18046	1.18046	0.010	-0.31283	50.00000	Averaged
81 1,4-Dichlorobenzene	1.18837	1.22433	1.22433	0.010	-3.02581	50.00000	Averaged
82 n-Butylbenzene	1.66615	1.60150	1.60150	0.010	3.88048	50.00000	Averaged
83 1,2-Dichlorobenzene	1.13819	1.18204	1.18204	0.010	-3.85228	50.00000	Averaged
84 1,2-Dibromo-3-chloropropane	50.00000	41.92808	0.07907	0.010	16.14385	0.000e+000	Wt Linear
85 1,2,4-Trichlorobenzene	0.84479	0.76456	0.76456	0.010	9.49731	50.00000	Averaged
86 Hexachlorobutadiene	0.33342	0.32151	0.32151	0.010	3.57218	50.00000	Averaged
87 Naphthalene	1.77987	1.37749	1.37749	0.010	22.60712	50.00000	Averaged
88 1,2,3-Trichlorobenzene	0.74740	0.67650	0.67650	0.010	9.48575	50.00000	Averaged
98 Cyclohexane	0.49977	0.49380	0.49380	0.010	1.19366	50.00000	Averaged
143 Methyl Acetate	0.19063	0.19064	0.19064	0.010	-0.00499	50.00000	Averaged

Data File: \\cansvr11\dd\chem\MSV\a3ux15.i\C90909A.b\UXC5261.D
Report Date: 09-Sep-2009 10:47

TestAmerica North Canton

CONTINUING CALIBRATION COMPOUNDS

Instrument ID: a3ux15.i Injection Date: 09-SEP-2009 09:58
Lab File ID: UXC5261.D Init. Cal. Date(s): 21-JUL-2009 21-JUL-2009
Analysis Type: WATER Init. Cal. Times: 13:54 18:34
Lab Sample ID: 50NG-CC Quant Type: ISTD
Method: \\cansvr11\dd\chem\MSV\a3ux15.i\C90909A.b\8260LLUX15.m

COMPOUND	RRF / AMOUNT	RF50	CCAL RRF50	MIN RRF	%D / %DRIFT	MAX %D / %DRIFT	CURVE TYPE
144 Methylcyclohexane	0.39523	0.37411	0.37411	0.010	5.34229	50.00000	Averaged
141 1,3,5-Trichlorobenzene	0.92497	0.87183	0.87183	0.010	5.74505	50.00000	Averaged
152 Vinyl Acetate-86	50.00000	23.83443	0.01480	0.010	52.33114	0.000e+000	Wt Linear

VOLATILE ORGANIC GC/MS TUNING AND MASS CALIBRATION - BROMOFLUOROBENZENE (BFB)

Lab Name: NORTH CANTON Contract:

Lab Code: TACAN Case No.: SAS No.: SDG No.: 9H25196

Lab File ID: BFB282 BFB Injection Date: 09/09/09

Instrument ID: A3UX15 BFB Injection Time: 2112

Matrix: (soil/water) WATER Level: (low/med) LOW Column: (pack/cap) CAP

m/e	ION ABUNDANCE CRITERIA	% RELATIVE ABUNDANCE
50	15.0 - 40.0% of mass 95	22.5
75	30.0 - 60.0% of mass 95	45.8
95	Base Peak, 100% relative abundance	100.0
96	5.0 - 9.0% of mass 95	6.6
173	Less than 2.0% of mass 174	0.8 (0.9)1
174	50.0 - 100.0% of mass 95	87.6
175	5.0 - 9.0% of mass 174	6.1 (7.0)1
176	Greater than 95.0%, but less than 101.0% of mass 174	83.2 (95.0)1
177	5.0 - 9.0% of mass 176	4.7 (5.7)2

1-Value is % of mass 174 2-Value is % of mass 176

THIS TUNE APPLIES TO THE FOLLOWING SAMPLES, MS, MSD, BLANKS, AND STANDARDS:

	EPA SAMPLE NO.	LAB SAMPLE ID	LAB FILE ID	DATE ANALYZED	TIME ANALYZED
01	VSTD010	50NG-CC	UXC5288	09/09/09	2159
02	VSTD010	50NG-A9CC	UXC5289	09/09/09	2222
03	LKM2LCHK	LKM2L1AC	UXC5290	09/09/09	2246
04	LKM2LCKDUP	LKM2L1AD	UXC5291	09/09/09	2309
05	LKM2LBLK	LKM2L1AA	UXC5292	09/09/09	2333
06	TB-083109	LKAPP1AA	UXC5296	09/10/09	0107
07	MRC-MW14C-08	LKAPV1AA	UXC5297	09/10/09	0130
08					
09					
10					
11					
12					
13					
14					
15					
16					
17					
18					
19					
20					
21					
22					

Data File: \\cansvr11\dd\chem\MSV\a3ux15.i\C90909B.b\UXC5288.D
Report Date: 10-Sep-2009 07:20

TestAmerica North Canton

CONTINUING CALIBRATION COMPOUNDS

Instrument ID: a3ux15.i Injection Date: 09-SEP-2009 21:59
Lab File ID: UXC5288.D Init. Cal. Date(s): 21-JUL-2009 21-JUL-2009
Analysis Type: WATER Init. Cal. Times: 13:54 18:34
Lab Sample ID: 50NG-CC Quant Type: ISTD
Method: \\cansvr11\dd\chem\MSV\a3ux15.i\C90909B.b\8260LLUX15.m

COMPOUND	RRF / AMOUNT	RF50	CCAL RRF50	MIN RRF	%D / %DRIFT	MAX %D / %DRIFT	CURVE TYPE
$ 4 Dibromofluoromethane	0.20889	0.21821	0.21821	0.010	-4.46244	50.00000	Averaged
$ 5 1,2-Dichloroethane-d4	0.24726	0.26726	0.26726	0.010	-8.08698	50.00000	Averaged
$ 6 Toluene-d8	1.07590	1.06667	1.06667	0.010	0.85825	50.00000	Averaged
$ 7 Bromofluorobenzene	0.38167	0.36087	0.36087	0.010	5.45057	50.00000	Averaged
8 Dichlorodifluoromethane	0.17405	0.09266	0.09266	0.010	46.76194	50.00000	Averaged
9 Chloromethane	0.39876	0.30353	0.30353	0.100	23.88202	50.00000	Averaged
10 Vinyl Chloride	0.31388	0.26709	0.26709	0.010	14.90773	20.00000	Averaged
11 Bromomethane	0.12499	0.11879	0.11879	0.010	4.96269	50.00000	Averaged
12 Chloroethane	0.16617	0.14540	0.14540	0.010	12.49947	50.00000	Averaged
13 Trichlorofluoromethane	0.27144	0.28445	0.28445	0.010	-4.79235	50.00000	Averaged
15 Acrolein	0.03635	0.01634	0.01634	0.010	55.04558	50.00000	Averaged <-
16 Acetone	100	101	0.06792	0.010	-0.66375	0.000e+000	Wt Linear
17 1,1-Dichloroethene	0.19499	0.20250	0.20250	0.010	-3.84763	20.00000	Averaged
18 Freon-113	0.14187	0.13581	0.13581	0.010	4.26953	50.00000	Averaged
19 Iodomethane	0.35105	0.39227	0.39227	0.010	-11.74407	50.00000	Averaged
20 Carbon Disulfide	0.57897	0.58000	0.58000	0.010	-0.17846	50.00000	Averaged
21 Methylene Chloride	0.23623	0.26738	0.26738	0.010	-13.18765	50.00000	Averaged
22 Acetonitrile	0.02447	0.02709	0.02709	0.010	-10.73206	50.00000	Averaged
23 Acrylonitrile	0.09487	0.09248	0.09248	0.010	2.52358	50.00000	Averaged
24 Methyl tert-butyl ether	0.47069	0.43292	0.43292	0.010	8.02584	50.00000	Averaged
25 trans-1,2-Dichloroethene	0.21892	0.23371	0.23371	0.010	-6.75529	50.00000	Averaged
26 Hexane	0.05037	0.03592	0.03592	0.010	28.68791	20.00000	Averaged <-
27 Vinyl acetate	0.33377	0.16921	0.16921	0.010	49.30451	50.00000	Averaged
28 1,1-Dichloroethane	0.41881	0.46421	0.46421	0.100	-10.84067	50.00000	Averaged
29 tert-Butyl Alcohol	0.01216	0.01018	0.01018	0.010	16.25824	50.00000	Averaged
30 2-Butanone	0.09842	0.09083	0.09083	0.010	7.70559	50.00000	Averaged
M 31 1,2-Dichloroethene (total)	0.22618	0.23962	0.23962	0.010	-5.94169	50.00000	Averaged
32 cis-1,2-dichloroethene	0.23344	0.24553	0.24553	0.010	-5.17871	50.00000	Averaged
33 2,2-Dichloropropane	0.18573	0.17968	0.17968	0.010	3.25558	50.00000	Averaged
34 Bromochloromethane	0.11561	0.12557	0.12557	0.010	-8.61167	50.00000	Averaged
35 Chloroform	0.33641	0.40309	0.40309	0.010	-19.82026	20.00000	Averaged
36 Tetrahydrofuran	0.06159	0.05076	0.05076	0.010	17.57951	50.00000	Averaged
37 1,1,1-Trichloroethane	0.25543	0.29241	0.29241	0.010	-14.47770	50.00000	Averaged
38 1,1-Dichloropropene	0.28134	0.28624	0.28624	0.010	-1.73990	50.00000	Averaged
39 Carbon Tetrachloride	0.21408	0.25586	0.25586	0.010	-19.51696	50.00000	Averaged
40 1,2-Dichloroethane	0.29129	0.35760	0.35760	0.010	-22.76397	50.00000	Averaged
41 Benzene	0.90539	0.96689	0.96689	0.010	-6.79190	50.00000	Averaged
42 Trichloroethene	0.24389	0.25189	0.25189	0.010	-3.28092	50.00000	Averaged
43 1,2-Dichloropropane	0.23854	0.25964	0.25964	0.010	-8.84834	20.00000	Averaged
44 1,4-Dioxane	0.00172	0.00161	0.00161	0.010	6.35803	50.00000	Averaged <-
45 Dibromomethane	0.11112	0.12236	0.12236	0.010	-10.11908	50.00000	Averaged
46 Bromodichloromethane	0.21722	0.25166	0.25166	0.010	-15.85569	50.00000	Averaged
47 2-Chloroethyl vinyl ether	0.10407	0.08051	0.08051	0.010	22.63849	50.00000	Averaged

Data File: \\cansvr11\dd\chem\MSV\a3ux15.i\C90909B.b\UXC5288.D
Report Date: 10-Sep-2009 07:20

TestAmerica North Canton

CONTINUING CALIBRATION COMPOUNDS

Instrument ID: a3ux15.i Injection Date: 09-SEP-2009 21:59
Lab File ID: UXC5288.D Init. Cal. Date(s): 21-JUL-2009 21-JUL-2009
Analysis Type: WATER Init. Cal. Times: 13:54 18:34
Lab Sample ID: 50NG-CC Quant Type: ISTD
Method: \\cansvr11\dd\chem\MSV\a3ux15.i\C90909B.b\8260LLUX15.m

COMPOUND	RRF / AMOUNT	RF50	CCAL RRF50	MIN RRF	%D / %DRIFT	MAX %D / %DRIFT	CURVE TYPE
48 cis-1,3-Dichloropropene	50.00000	42.55320	0.26644	0.010	14.89360	0.000e+000	Wt Linear
49 4-Methyl-2-pentanone	0.18135	0.16900	0.16900	0.010	6.81052	50.00000	Averaged
50 Toluene	1.17639	1.27045	1.27045	0.010	-7.99547	20.00000	Averaged
51 trans-1,3-Dichloropropene	50.00000	38.97487	0.25340	0.010	22.05027	0.000e+000	Wt Linear
52 Ethyl Methacrylate	50.00000	41.80568	0.24272	0.010	16.38863	0.000e+000	Wt Linear
53 1,1,2-Trichloroethane	0.21304	0.22859	0.22859	0.010	-7.30088	50.00000	Averaged
54 1,3-Dichloropropane	0.38612	0.40532	0.40532	0.010	-4.97186	50.00000	Averaged
55 Tetrachloroethene	0.24504	0.24652	0.24652	0.010	-0.60268	50.00000	Averaged
56 2-Hexanone	100	87.16914	0.14459	0.010	12.83086	0.000e+000	Wt Linear
57 Dibromochloromethane	50.00000	49.51896	0.21704	0.010	0.96209	0.000e+000	Wt Linear
58 1,2-Dibromoethane	0.22197	0.22598	0.22598	0.010	-1.80402	50.00000	Averaged
59 Chlorobenzene	0.79040	0.83295	0.83295	0.300	-5.38385	50.00000	Averaged
60 1,1,1,2-Tetrachloroethane	0.22729	0.26842	0.26842	0.010	-18.09566	50.00000	Averaged
61 Ethylbenzene	0.41801	0.42223	0.42223	0.010	-1.01019	20.00000	Averaged
62 m + p-Xylene	0.52005	0.54847	0.54847	0.010	-5.46390	50.00000	Averaged
M 63 Xylenes (total)	0.51257	0.53244	0.53244	0.010	-3.87631	50.00000	Averaged
64 Xylene-o	0.49762	0.50039	0.50039	0.010	-0.55799	50.00000	Averaged
65 Styrene	50.00000	49.36016	0.86623	0.010	1.27967	0.000e+000	Wt Linear
66 Bromoform	50.00000	42.80717	0.11282	0.100	14.38565	0.000e+000	Wt Linear
67 Isopropylbenzene	1.26673	1.21215	1.21215	0.010	4.30890	50.00000	Averaged
68 1,1,2,2-Tetrachloroethane	0.45507	0.44153	0.44153	0.300	2.97646	50.00000	Averaged
69 1,4-Dichloro-2-butene	50.00000	16.04592	0.04718	0.010	67.90817	0.000e+000	Wt Linear
70 1,2,3-Trichloropropane	0.14484	0.13722	0.13722	0.010	5.26001	50.00000	Averaged
71 Bromobenzene	0.58796	0.57958	0.57958	0.010	1.42474	50.00000	Averaged
72 n-Propylbenzene	0.62530	0.57052	0.57052	0.010	8.76072	50.00000	Averaged
73 2-Chlorotoluene	0.55655	0.54041	0.54041	0.010	2.90044	50.00000	Averaged
74 1,3,5-Trimethylbenzene	1.85208	1.79740	1.79740	0.010	2.95245	50.00000	Averaged
75 4-Chlorotoluene	0.56946	0.56799	0.56799	0.010	0.25785	50.00000	Averaged
76 tert-Butylbenzene	1.63047	1.41199	1.41199	0.010	13.40014	50.00000	Averaged
77 1,2,4-Trimethylbenzene	1.91426	1.89335	1.89335	0.010	1.09227	50.00000	Averaged
78 sec-Butylbenzene	2.33523	2.05421	2.05421	0.010	12.03419	50.00000	Averaged
79 4-Isopropyltoluene	1.97264	1.80189	1.80189	0.010	8.65577	50.00000	Averaged
80 1,3-Dichlorobenzene	1.17677	1.10895	1.10895	0.010	5.76388	50.00000	Averaged
81 1,4-Dichlorobenzene	1.18837	1.15099	1.15099	0.010	3.14528	50.00000	Averaged
82 n-Butylbenzene	1.66615	1.43024	1.43024	0.010	14.15936	50.00000	Averaged
83 1,2-Dichlorobenzene	1.13819	1.12821	1.12821	0.010	0.87660	50.00000	Averaged
84 1,2-Dibromo-3-chloropropane	50.00000	36.50026	0.06814	0.010	26.99948	0.000e+000	Wt Linear
85 1,2,4-Trichlorobenzene	0.84479	0.66799	0.66799	0.010	20.92774	50.00000	Averaged
86 Hexachlorobutadiene	0.33342	0.27686	0.27686	0.010	16.96613	50.00000	Averaged
87 Naphthalene	1.77987	1.24610	1.24610	0.010	29.98943	50.00000	Averaged
88 1,2,3-Trichlorobenzene	0.74740	0.63644	0.63644	0.010	14.84656	50.00000	Averaged
98 Cyclohexane	0.49977	0.42487	0.42487	0.010	14.98603	50.00000	Averaged
143 Methyl Acetate	0.19063	0.19910	0.19910	0.010	-4.44060	50.00000	Averaged

Data File: \\cansvr11\dd\chem\MSV\a3ux15.i\C90909B.b\UXC5288.D
Report Date: 10-Sep-2009 07:20

TestAmerica North Canton

CONTINUING CALIBRATION COMPOUNDS

Instrument ID: a3ux15.i Injection Date: 09-SEP-2009 21:59
Lab File ID: UXC5288.D Init. Cal. Date(s): 21-JUL-2009 21-JUL-2009
Analysis Type: WATER Init. Cal. Times: 13:54 18:34
Lab Sample ID: 50NG-CC Quant Type: ISTD
Method: \\cansvr11\dd\chem\MSV\a3ux15.i\C90909B.b\8260LLUX15.m

COMPOUND	RRF / AMOUNT	RF50	CCAL RRF50	MIN RRF	%D / %DRIFT	MAX %D / %DRIFT	CURVE TYPE
144 Methylcyclohexane	0.39523	0.30151	0.30151	0.010	23.71277	50.00000	Averaged
141 1,3,5-Trichlorobenzene	0.92497	0.79244	0.79244	0.010	14.32728	50.00000	Averaged
152 Vinyl Acetate-86	50.00000	22.84189	0.01411	0.010	54.31623	0.000e+000	Wt Linear

SW846 8260B METHOD BLANK SUMMARY

BLANK WORKORDER NO.: LJ84L1AA

Lab Name: TestAmerica Laboratories, Inc.

Lab Code: TALCAN

SDG Number: 9H25196

Lab File ID: UXC5063.D

Lot Number: A9H280125

Date Analyzed: 09/02/09

Time Analyzed: 10:14

Matrix: WATER

Date Extracted: 09/02/09

GC Column: DB624 ID: .18

Extraction Method: 5030B/8260B

Instrument ID: UX15

Level: (low/med) LOW

THIS METHOD BLANK APPLIES TO THE FOLLOWING SAMPLES, LCS, LCSD, MS , MSD:

	CLIENT ID.	SAMPLE WORK ORDER #	LAB FILE ID	DATE ANALYZED	TIME ANALYZED
01	INTRA-LAB QC	LJPW81AA	UXC5070.D	09/02/09	13:03
02	LAB MS/MSD	LJPW81EG S	UXC5086.D	09/02/09	19:16
03	LAB MS/MSD	LJPW81EH D	UXC5087.D	09/02/09	19:39
04	TB-082709	LJX5R1AA	UXC5080.D	09/02/09	16:56
05	MRC-MW71B-082709	LJX541AA	UXC5082.D	09/02/09	17:43
06	MRC-MW71A-082709	LJX6A1AM	UXC5084.D	09/02/09	18:29
07	CHECK SAMPLE	LJ84L1AC C	UXC5061.D	09/02/09	09:27
08	DUPLICATE CHECK	LJ84L1AD L	UXC5062.D	09/02/09	09:51
09					
10					
11					
12					
13					
14					
15					
16					
17					
18					
19					
20					
21					
22					
23					
24					
25					
26					
27					
28					
29					
30					

COMMENTS:

FORM IV

SW846 8260B METHOD BLANK SUMMARY

BLANK WORKORDER NO.: LJ84L1AA

Lab Name: TestAmerica Laboratories, Inc.

Lab Code: TALCAN SDG Number: 9H25196

Lab File ID: UXC5063.D Lot Number: A9H270200

Date Analyzed: 09/02/09 Time Analyzed: 10:14

Matrix: WATER Date Extracted: 09/02/09

GC Column: DB624 ID: .18 Extraction Method: 5030B/8260B

Instrument ID: UX15 Level: (low/med) LOW

THIS METHOD BLANK APPLIES TO THE FOLLOWING SAMPLES, LCS, LCSD, MS , MSD:

	CLIENT ID.	SAMPLE WORK ORDER #	LAB FILE ID	DATE ANALYZED	TIME ANALYZED
01	INTRA-LAB QC	LJPW81AA	UXC5070.D	09/02/09	13:03
02	LAB MS/MSD	LJPW81EG S	UXC5086.D	09/02/09	19:16
03	LAB MS/MSD	LJPW81EH D	UXC5087.D	09/02/09	19:39
04	TB-082609	LJWDE1AA	UXC5076.D	09/02/09	15:22
05	MRC-MW27A-082609	LJWDQ1AA	UXC5077.D	09/02/09	15:46
06	MRC-MW36A-082609	LJWD41AM	UXC5078.D	09/02/09	16:10
07	MRC-MW82A-082609	LJWD81AA	UXC5079.D	09/02/09	16:33
08	CHECK SAMPLE	LJ84L1AC C	UXC5061.D	09/02/09	09:27
09	DUPLICATE CHECK	LJ84L1AD L	UXC5062.D	09/02/09	09:51
10					
11					
12					
13					
14					
15					
16					
17					
18					
19					
20					
21					
22					
23					
24					
25					
26					
27					
28					
29					
30					

COMMENTS:

FORM IV

SW846 8260B METHOD BLANK SUMMARY

BLANK WORKORDER NO.: LJ84L1AA

Lab Name: TestAmerica Laboratories, Inc.

Lab Code: TALCAN

SDG Number: 9H25196

Lab File ID: UXC5063.D

Lot Number: A9H260250

Date Analyzed: 09/02/09

Time Analyzed: 10:14

Matrix: WATER

Date Extracted: 09/02/09

GC Column: DB624 ID: .18

Extraction Method: 5030B/8260B

Instrument ID: UX15

Level: (low/med) LOW

THIS METHOD BLANK APPLIES TO THE FOLLOWING SAMPLES, LCS, LCSD, MS , MSD:

	CLIENT ID.	SAMPLE WORK ORDER #	LAB FILE ID	DATE ANALYZED	TIME ANALYZED
01	INTRA-LAB QC	LJPW81AA	UXC5070.D	09/02/09	13:03
02	LAB MS/MSD	LJPW81EG S	UXC5086.D	09/02/09	19:16
03	LAB MS/MSD	LJPW81EH D	UXC5087.D	09/02/09	19:39
04	TB-082509	LJTCP1AA	UXC5073.D	09/02/09	14:12
05	MRC-MW34B-082509	LJTCV1AA	UXC5074.D	09/02/09	14:36
06	MRC-MW34A-082509	LJTDX1AM	UXC5075.D	09/02/09	14:59
07	CHECK SAMPLE	LJ84L1AC C	UXC5061.D	09/02/09	09:27
08	DUPLICATE CHECK	LJ84L1AD L	UXC5062.D	09/02/09	09:51
09					
10					
11					
12					
13					
14					
15					
16					
17					
18					
19					
20					
21					
22					
23					
24					
25					
26					
27					
28					
29					
30					

COMMENTS:

FORM IV

METHOD BLANK REPORT

GC/MS Volatiles

Client Lot #...: 9H25196 **Work Order #...:** LJ84L1AA **Matrix.....:** WATER
MB Lot-Sample #: A9I030000-205

Prep Date.....: 09/02/09 **Final Wgt/Vol..:** 5 mL
Analysis Date..: 09/02/09 **Prep Batch #...:** 9246205
Dilution Factor: 1 **Initial Wgt/Vol:** 5 mL

PARAMETER	RESULT	REPORTING LIMIT	UNITS	METHOD
Bromochloromethane	ND	1.0	ug/L	SW846 8260B
Bromodichloromethane	ND	1.0	ug/L	SW846 8260B
sec-Butylbenzene	ND	1.0	ug/L	SW846 8260B
tert-Butylbenzene	ND	1.0	ug/L	SW846 8260B
Carbon disulfide	ND	1.0	ug/L	SW846 8260B
Dibromochloromethane	ND	1.0	ug/L	SW846 8260B
1,2-Dibromo-3-chloro-propane	ND	2.0	ug/L	SW846 8260B
2-Chloroethyl vinyl ether	ND	5.0	ug/L	SW846 8260B
2-Butanone	ND	5.0	ug/L	SW846 8260B
n-Butylbenzene	ND	1.0	ug/L	SW846 8260B
2-Chlorotoluene	ND	1.0	ug/L	SW846 8260B
4-Chlorotoluene	ND	1.0	ug/L	SW846 8260B
1,2-Dibromoethane	ND	1.0	ug/L	SW846 8260B
Dibromomethane	ND	1.0	ug/L	SW846 8260B
1,2-Dichlorobenzene	ND	1.0	ug/L	SW846 8260B
1,3-Dichlorobenzene	ND	1.0	ug/L	SW846 8260B
1,4-Dichlorobenzene	ND	1.0	ug/L	SW846 8260B
Dichlorodifluoromethane	ND	1.0	ug/L	SW846 8260B
cis-1,2-Dichloroethene	ND	1.0	ug/L	SW846 8260B
trans-1,2-Dichloroethene	ND	1.0	ug/L	SW846 8260B
1,3-Dichloropropane	ND	1.0	ug/L	SW846 8260B
2,2-Dichloropropane	ND	1.0	ug/L	SW846 8260B
1,1-Dichloropropene	ND	1.0	ug/L	SW846 8260B
Trichlorofluoromethane	ND	1.0	ug/L	SW846 8260B
Hexachlorobutadiene	ND	1.0	ug/L	SW846 8260B
2-Hexanone	ND	5.0	ug/L	SW846 8260B
Isopropylbenzene	ND	1.0	ug/L	SW846 8260B
p-Isopropyltoluene	ND	1.0	ug/L	SW846 8260B
tert-Butyl alcohol	ND	20	ug/L	SW846 8260B
4-Methyl-2-pentanone	ND	5.0	ug/L	SW846 8260B
Naphthalene	ND	1.0	ug/L	SW846 8260B
n-Propylbenzene	ND	1.0	ug/L	SW846 8260B
Styrene	ND	1.0	ug/L	SW846 8260B
1,1,1,2-Tetrachloroethane	ND	1.0	ug/L	SW846 8260B
1,2,3-Trichlorobenzene	ND	1.0	ug/L	SW846 8260B
1,2,4-Trichloro-benzene	ND	1.0	ug/L	SW846 8260B
1,2,3-Trichloropropane	ND	1.0	ug/L	SW846 8260B
1,1,2-Trichloro-1,2,2-trifluoroethane	ND	1.0	ug/L	SW846 8260B

(Continued on next page)

METHOD BLANK REPORT

GC/MS Volatiles

Client Lot #...: 9H25196 **Work Order #...:** LJ84L1AA **Matrix.....:** WATER

PARAMETER	RESULT	REPORTING LIMIT	UNITS	METHOD
1,2,4-Trimethylbenzene	ND	1.0	ug/L	SW846 8260B
Vinyl acetate	ND	2.0	ug/L	SW846 8260B
o-Xylene	ND	1.0	ug/L	SW846 8260B
Xylenes (total)	ND	2.0	ug/L	SW846 8260B
Methyl tert-butyl ether	ND	5.0	ug/L	SW846 8260B
m-Xylene & p-Xylene	ND	2.0	ug/L	SW846 8260B
1,2,3-Trimethylbenzene	ND	5.0	ug/L	SW846 8260B
Diisopropyl Ether (DIPE)	ND	5.0	ug/L	SW846 8260B
Ethyl-t-Butyl Ether (ETBE	ND	5.0	ug/L	SW846 8260B
Tert-amyl methyl ether (T	ND	5.0	ug/L	SW846 8260B
Acetone	ND	5.0	ug/L	SW846 8260B
Bromobenzene	ND	1.0	ug/L	SW846 8260B
Benzene	ND	1.0	ug/L	SW846 8260B
Bromoform	ND	1.0	ug/L	SW846 8260B
Bromomethane	ND	1.0	ug/L	SW846 8260B
Carbon tetrachloride	ND	1.0	ug/L	SW846 8260B
Chlorobenzene	ND	1.0	ug/L	SW846 8260B
Chloroethane	ND	1.0	ug/L	SW846 8260B
Chloroform	ND	1.0	ug/L	SW846 8260B
Chloromethane	ND	1.0	ug/L	SW846 8260B
1,1-Dichloroethane	ND	1.0	ug/L	SW846 8260B
1,2-Dichloroethane	ND	1.0	ug/L	SW846 8260B
1,1-Dichloroethene	ND	1.0	ug/L	SW846 8260B
1,2-Dichloropropane	ND	1.0	ug/L	SW846 8260B
cis-1,3-Dichloropropene	ND	1.0	ug/L	SW846 8260B
trans-1,3-Dichloropropene	ND	1.0	ug/L	SW846 8260B
Ethylbenzene	ND	1.0	ug/L	SW846 8260B
Methylene chloride	**0.57 J**	**1.0**	**ug/L**	**SW846 8260B**
1,1,2,2-Tetrachloroethane	ND	1.0	ug/L	SW846 8260B
Tetrachloroethene	ND	1.0	ug/L	SW846 8260B
Toluene	ND	1.0	ug/L	SW846 8260B
1,1,1-Trichloroethane	ND	1.0	ug/L	SW846 8260B
Trichloroethene	ND	1.0	ug/L	SW846 8260B
Vinyl chloride	ND	1.0	ug/L	SW846 8260B

SURROGATE	PERCENT RECOVERY	RECOVERY LIMITS
Dibromofluoromethane	92	(73 - 122)
1,2-Dichloroethane-d4	92	(61 - 128)
Toluene-d8	89	(76 - 110)
4-Bromofluorobenzene	84	(74 - 116)

NOTE(S):

Calculations are performed before rounding to avoid round-off errors in calculated results.

J Estimated result. Result is less than RL.

Tetra Tech NUS, Inc

Method Blank Report

GC/MS Volatiles

Lot-Sample #: A9I030000-205 B **Work Order #:** LJ84L1AA **Matrix:** WATER

MASS SPECTROMETER/DATA SYSTEM (MSDS) TENTATIVELY IDENTIFIED COMPOUNDS

PARAMETER	CAS #	ESTIMATED RESULT	RETENTION TIME	UNITS
None				ug/L

SW846 8260B METHOD BLANK SUMMARY

BLANK WORKORDER NO.: LKC6N1AA

Lab Name: TestAmerica Laboratories, Inc.

Lab Code: TALCAN SDG Number: 9H25196

Lab File ID: UXC5093.D Lot Number: A9H280125

Date Analyzed: 09/03/09 Time Analyzed: 11:09

Matrix: WATER Date Extracted: 09/03/09

GC Column: DB624 ID: .18 Extraction Method: 5030B/8260B

Instrument ID: UX15 Level: (low/med) LOW

THIS METHOD BLANK APPLIES TO THE FOLLOWING SAMPLES, LCS, LCSD, MS , MSD:

	CLIENT ID.	SAMPLE WORK ORDER #	LAB FILE ID	DATE ANALYZED	TIME ANALYZED
01	INTRA-LAB QC	LJXDA1AA	UXC5109.D	09/03/09	17:24
02	LAB MS/MSD	LJXDA1AD S	UXC5115.D	09/03/09	19:44
03	LAB MS/MSD	LJXDA1AE D	UXC5116.D	09/03/09	20:07
04	MRC-MW14B-082709	LJX5T1AA	UXC5096.D	09/03/09	12:19
05	MRC-MW37A-082709	LJX581AM	UXC5116A.	09/03/09	20:31
06	MRC-MW16A-082709	LJX6K1AA	UXC5099.D	09/03/09	13:29
07	CHECK SAMPLE	LKC6N1AC C	UXC5091.D	09/03/09	10:23
08	DUPLICATE CHECK	LKC6N1AD L	UXC5092.D	09/03/09	10:46
09					
10					
11					
12					
13					
14					
15					
16					
17					
18					
19					
20					
21					
22					
23					
24					
25					
26					
27					
28					
29					
30					

COMMENTS:

FORM IV

SW846 8260B METHOD BLANK SUMMARY

BLANK WORKORDER NO.: LKC6N1AA

Lab Name: TestAmerica Laboratories, Inc.

Lab Code: TALCAN SDG Number: 9H25196

Lab File ID: UXC5093.D Lot Number: A9H250196

Date Analyzed: 09/03/09 Time Analyzed: 11:09

Matrix: WATER Date Extracted: 09/03/09

GC Column: DB624 ID: .18 Extraction Method: 5030B/8260B

Instrument ID: UX15 Level: (low/med) LOW

THIS METHOD BLANK APPLIES TO THE FOLLOWING SAMPLES, LCS, LCSD, MS , MSD:

	CLIENT ID.	SAMPLE WORK ORDER #	LAB FILE ID	DATE ANALYZED	TIME ANALYZED
01	MRC-MW27B-082409	LJPXM1AM	UXC5094.D	09/03/09	11:32
02	MRC-MW21B-082409	LJPXQ1AA	UXC5095.D	09/03/09	11:56
03	INTRA-LAB QC	LJXDA1AA	UXC5109.D	09/03/09	17:24
04	LAB MS/MSD	LJXDA1AD S	UXC5115.D	09/03/09	19:44
05	LAB MS/MSD	LJXDA1AE D	UXC5116.D	09/03/09	20:07
06	CHECK SAMPLE	LKC6N1AC C	UXC5091.D	09/03/09	10:23
07	DUPLICATE CHECK	LKC6N1AD L	UXC5092.D	09/03/09	10:46
08					
09					
10					
11					
12					
13					
14					
15					
16					
17					
18					
19					
20					
21					
22					
23					
24					
25					
26					
27					
28					
29					
30					

COMMENTS:

FORM IV

METHOD BLANK REPORT

GC/MS Volatiles

Client Lot #...: 9H25196 **Work Order #...:** LKC6N1AA **Matrix.....:** WATER
MB Lot-Sample #: A9I040000-341

Prep Date.....: 09/03/09 **Final Wgt/Vol..:** 5 mL
Analysis Date..: 09/03/09 **Prep Batch #...:** 9247341
Dilution Factor: 1 **Initial Wgt/Vol:** 5 mL

PARAMETER	RESULT	REPORTING LIMIT	UNITS	METHOD
Acetone	ND	5.0	ug/L	SW846 8260B
Bromobenzene	ND	1.0	ug/L	SW846 8260B
Bromochloromethane	ND	1.0	ug/L	SW846 8260B
Bromodichloromethane	ND	1.0	ug/L	SW846 8260B
2-Butanone	ND	5.0	ug/L	SW846 8260B
n-Butylbenzene	ND	1.0	ug/L	SW846 8260B
sec-Butylbenzene	ND	1.0	ug/L	SW846 8260B
tert-Butylbenzene	ND	1.0	ug/L	SW846 8260B
Carbon disulfide	ND	1.0	ug/L	SW846 8260B
Dibromochloromethane	ND	1.0	ug/L	SW846 8260B
1,2-Dibromo-3-chloro-propane	ND	2.0	ug/L	SW846 8260B
2-Chloroethyl vinyl ether	ND	5.0	ug/L	SW846 8260B
2-Chlorotoluene	ND	1.0	ug/L	SW846 8260B
4-Chlorotoluene	ND	1.0	ug/L	SW846 8260B
1,2-Dibromoethane	ND	1.0	ug/L	SW846 8260B
Dibromomethane	ND	1.0	ug/L	SW846 8260B
1,2-Dichlorobenzene	ND	1.0	ug/L	SW846 8260B
1,3-Dichlorobenzene	ND	1.0	ug/L	SW846 8260B
1,4-Dichlorobenzene	ND	1.0	ug/L	SW846 8260B
Dichlorodifluoromethane	ND	1.0	ug/L	SW846 8260B
cis-1,2-Dichloroethene	ND	1.0	ug/L	SW846 8260B
trans-1,2-Dichloroethene	ND	1.0	ug/L	SW846 8260B
1,3-Dichloropropane	ND	1.0	ug/L	SW846 8260B
2,2-Dichloropropane	ND	1.0	ug/L	SW846 8260B
1,1-Dichloropropene	ND	1.0	ug/L	SW846 8260B
Trichlorofluoromethane	ND	1.0	ug/L	SW846 8260B
Hexachlorobutadiene	ND	1.0	ug/L	SW846 8260B
2-Hexanone	ND	5.0	ug/L	SW846 8260B
Isopropylbenzene	ND	1.0	ug/L	SW846 8260B
p-Isopropyltoluene	ND	1.0	ug/L	SW846 8260B
tert-Butyl alcohol	ND	20	ug/L	SW846 8260B
4-Methyl-2-pentanone	ND	5.0	ug/L	SW846 8260B
n-Propylbenzene	ND	1.0	ug/L	SW846 8260B
Styrene	ND	1.0	ug/L	SW846 8260B
1,1,1,2-Tetrachloroethane	ND	1.0	ug/L	SW846 8260B
1,2,3-Trichlorobenzene	ND	1.0	ug/L	SW846 8260B
1,2,4-Trichloro-benzene	ND	1.0	ug/L	SW846 8260B
1,2,3-Trichloropropane	ND	1.0	ug/L	SW846 8260B
1,1,2-Trichloro-1,2,2-trifluoroethane	ND	1.0	ug/L	SW846 8260B

(Continued on next page)

METHOD BLANK REPORT

GC/MS Volatiles

Client Lot #...: 9H25196 **Work Order #...:** LKC6N1AA **Matrix.....:** WATER

PARAMETER	RESULT	REPORTING LIMIT	UNITS	METHOD
1,2,4-Trimethylbenzene	ND	1.0	ug/L	SW846 8260B
Vinyl acetate	ND	2.0	ug/L	SW846 8260B
o-Xylene	ND	1.0	ug/L	SW846 8260B
m-Xylene & p-Xylene	ND	2.0	ug/L	SW846 8260B
1,2,3-Trimethylbenzene	ND	5.0	ug/L	SW846 8260B
Diisopropyl Ether (DIPE)	ND	5.0	ug/L	SW846 8260B
Ethyl-t-Butyl Ether (ETBE	ND	5.0	ug/L	SW846 8260B
Tert-amyl methyl ether (T	ND	5.0	ug/L	SW846 8260B
Naphthalene	ND	1.0	ug/L	SW846 8260B
Xylenes (total)	ND	2.0	ug/L	SW846 8260B
Methyl tert-butyl ether	ND	5.0	ug/L	SW846 8260B
Benzene	ND	1.0	ug/L	SW846 8260B
Bromoform	ND	1.0	ug/L	SW846 8260B
Bromomethane	ND	1.0	ug/L	SW846 8260B
Carbon tetrachloride	ND	1.0	ug/L	SW846 8260B
Chlorobenzene	ND	1.0	ug/L	SW846 8260B
Chloroethane	ND	1.0	ug/L	SW846 8260B
Chloroform	ND	1.0	ug/L	SW846 8260B
Chloromethane	ND	1.0	ug/L	SW846 8260B
1,1-Dichloroethane	ND	1.0	ug/L	SW846 8260B
1,2-Dichloroethane	ND	1.0	ug/L	SW846 8260B
1,1-Dichloroethene	ND	1.0	ug/L	SW846 8260B
1,2-Dichloropropane	ND	1.0	ug/L	SW846 8260B
cis-1,3-Dichloropropene	ND	1.0	ug/L	SW846 8260B
trans-1,3-Dichloropropene	ND	1.0	ug/L	SW846 8260B
Ethylbenzene	ND	1.0	ug/L	SW846 8260B
Methylene chloride	**0.38 J**	**1.0**	**ug/L**	**SW846 8260B**
1,1,2,2-Tetrachloroethane	ND	1.0	ug/L	SW846 8260B
Tetrachloroethene	ND	1.0	ug/L	SW846 8260B
Toluene	ND	1.0	ug/L	SW846 8260B
1,1,1-Trichloroethane	ND	1.0	ug/L	SW846 8260B
Trichloroethene	ND	1.0	ug/L	SW846 8260B
Vinyl chloride	ND	1.0	ug/L	SW846 8260B

SURROGATE	PERCENT RECOVERY	RECOVERY LIMITS
Dibromofluoromethane	93	(73 - 122)
1,2-Dichloroethane-d4	95	(61 - 128)
Toluene-d8	91	(76 - 110)
4-Bromofluorobenzene	83	(74 - 116)

NOTE(S):

Calculations are performed before rounding to avoid round-off errors in calculated results.

J Estimated result. Result is less than RL.

Tetra Tech NUS, Inc

Method Blank Report

GC/MS Volatiles

Lot-Sample #: A9I040000-341 B **Work Order #:** LKC6N1AA **Matrix:** WATER

MASS SPECTROMETER/DATA SYSTEM (MSDS) TENTATIVELY IDENTIFIED COMPOUNDS

PARAMETER	CAS #	ESTIMATED RESULT	RETENTION TIME	UNITS
None				ug/L

SW846 8260B METHOD BLANK SUMMARY

BLANK WORKORDER NO.: LKFXF1AA

Lab Name: TestAmerica Laboratories, Inc.

Lab Code: TALCAN

SDG Number: 9H25196

Lab File ID: UXC5149.D

Lot Number: A9H280125

Date Analyzed: 09/04/09

Time Analyzed: 11:30

Matrix: WATER

Date Extracted: 09/04/09

GC Column: DB624 ID: .18

Extraction Method: 5030B/8260B

Instrument ID: UX15

Level: (low/med) LOW

THIS METHOD BLANK APPLIES TO THE FOLLOWING SAMPLES, LCS, LCSD, MS , MSD:

	CLIENT ID.	SAMPLE WORK ORDER #	LAB FILE ID	DATE ANALYZED	TIME ANALYZED
01	MRC-MW15A-082709	LJX6G1A0	UXC5152.D	09/04/09	12:44
02	INTRA-LAB QC	LJ37X1AA	UXC5158.D	09/04/09	15:05
03	LAB MS/MSD	LJ37X1AC S	UXC5171.D	09/04/09	20:08
04	LAB MS/MSD	LJ37X1AD D	UXC5172.D	09/04/09	20:31
05	CHECK SAMPLE	LKFXF1AC C	UXC5147.D	09/04/09	10:43
06	DUPLICATE CHECK	LKFXF1AD L	UXC5148.D	09/04/09	11:07
07					
08					
09					
10					
11					
12					
13					
14					
15					
16					
17					
18					
19					
20					
21					
22					
23					
24					
25					
26					
27					
28					
29					
30					

COMMENTS:

FORM IV

METHOD BLANK REPORT

GC/MS Volatiles

Client Lot #...: 9H25196 **Work Order #...:** LKFXF1AA **Matrix.....:** WATER
MB Lot-Sample #: A9I080000-273

Prep Date.....: 09/04/09 **Final Wgt/Vol..:** 5 mL
Analysis Date..: 09/04/09 **Prep Batch #...:** 9251273
Dilution Factor: 1 **Initial Wgt/Vol:** 5 mL

PARAMETER	RESULT	REPORTING LIMIT	UNITS	METHOD
Bromodichloromethane	ND	1.0	ug/L	SW846 8260B
Dibromochloromethane	ND	1.0	ug/L	SW846 8260B
1,2-Dichlorobenzene	ND	1.0	ug/L	SW846 8260B
1,3-Dichlorobenzene	ND	1.0	ug/L	SW846 8260B
1,4-Dichlorobenzene	ND	1.0	ug/L	SW846 8260B
Dichlorodifluoromethane	ND	1.0	ug/L	SW846 8260B
cis-1,2-Dichloroethene	ND	1.0	ug/L	SW846 8260B
trans-1,2-Dichloroethene	ND	1.0	ug/L	SW846 8260B
Trichlorofluoromethane	ND	1.0	ug/L	SW846 8260B
Acetone	ND	5.0	ug/L	SW846 8260B
Bromobenzene	ND	1.0	ug/L	SW846 8260B
Bromochloromethane	ND	1.0	ug/L	SW846 8260B
2-Butanone	ND	5.0	ug/L	SW846 8260B
n-Butylbenzene	ND	1.0	ug/L	SW846 8260B
sec-Butylbenzene	ND	1.0	ug/L	SW846 8260B
tert-Butylbenzene	ND	1.0	ug/L	SW846 8260B
2-Chlorotoluene	ND	1.0	ug/L	SW846 8260B
4-Chlorotoluene	ND	1.0	ug/L	SW846 8260B
1,2-Dibromoethane	ND	1.0	ug/L	SW846 8260B
Dibromomethane	ND	1.0	ug/L	SW846 8260B
1,3-Dichloropropane	ND	1.0	ug/L	SW846 8260B
2,2-Dichloropropane	ND	1.0	ug/L	SW846 8260B
1,1-Dichloropropene	ND	1.0	ug/L	SW846 8260B
Isopropylbenzene	ND	1.0	ug/L	SW846 8260B
p-Isopropyltoluene	ND	1.0	ug/L	SW846 8260B
n-Propylbenzene	ND	1.0	ug/L	SW846 8260B
Styrene	ND	1.0	ug/L	SW846 8260B
1,1,1,2-Tetrachloroethane	ND	1.0	ug/L	SW846 8260B
1,2,3-Trichloropropane	ND	1.0	ug/L	SW846 8260B
1,2,4-Trimethylbenzene	ND	1.0	ug/L	SW846 8260B
o-Xylene	ND	1.0	ug/L	SW846 8260B
m-Xylene & p-Xylene	ND	2.0	ug/L	SW846 8260B
Carbon disulfide	ND	1.0	ug/L	SW846 8260B
1,2-Dibromo-3-chloro-propane	ND	2.0	ug/L	SW846 8260B
2-Chloroethyl vinyl ether	ND	5.0	ug/L	SW846 8260B
Hexachlorobutadiene	ND	1.0	ug/L	SW846 8260B
2-Hexanone	ND	5.0	ug/L	SW846 8260B
tert-Butyl alcohol	ND	20	ug/L	SW846 8260B
4-Methyl-2-pentanone	ND	5.0	ug/L	SW846 8260B
Naphthalene	ND	1.0	ug/L	SW846 8260B

(Continued on next page)

METHOD BLANK REPORT

GC/MS Volatiles

Client Lot #...: 9H25196 **Work Order #...:** LKFXF1AA **Matrix.....:** WATER

PARAMETER	RESULT	REPORTING LIMIT	UNITS	METHOD
1,2,3-Trichlorobenzene	ND	1.0	ug/L	SW846 8260B
1,2,4-Trichloro-benzene	ND	1.0	ug/L	SW846 8260B
1,1,2-Trichloro-1,2,2-trifluoroethane	ND	1.0	ug/L	SW846 8260B
Vinyl acetate	ND	2.0	ug/L	SW846 8260B
Xylenes (total)	ND	2.0	ug/L	SW846 8260B
Methyl tert-butyl ether	ND	5.0	ug/L	SW846 8260B
1,2,3-Trimethylbenzene	ND	5.0	ug/L	SW846 8260B
Diisopropyl Ether (DIPE)	ND	5.0	ug/L	SW846 8260B
Ethyl-t-Butyl Ether (ETBE	ND	5.0	ug/L	SW846 8260B
Tert-amyl methyl ether (T	ND	5.0	ug/L	SW846 8260B
Benzene	ND	1.0	ug/L	SW846 8260B
Bromoform	ND	1.0	ug/L	SW846 8260B
Bromomethane	ND	1.0	ug/L	SW846 8260B
Carbon tetrachloride	ND	1.0	ug/L	SW846 8260B
Chlorobenzene	ND	1.0	ug/L	SW846 8260B
Chloroethane	ND	1.0	ug/L	SW846 8260B
Chloroform	ND	1.0	ug/L	SW846 8260B
Chloromethane	ND	1.0	ug/L	SW846 8260B
1,1-Dichloroethane	ND	1.0	ug/L	SW846 8260B
1,2-Dichloroethane	ND	1.0	ug/L	SW846 8260B
1,1-Dichloroethene	ND	1.0	ug/L	SW846 8260B
1,2-Dichloropropane	ND	1.0	ug/L	SW846 8260B
cis-1,3-Dichloropropene	ND	1.0	ug/L	SW846 8260B
trans-1,3-Dichloropropene	ND	1.0	ug/L	SW846 8260B
Ethylbenzene	ND	1.0	ug/L	SW846 8260B
Methylene chloride	**0.98 J**	**1.0**	**ug/L**	**SW846 8260B**
1,1,2,2-Tetrachloroethane	ND	1.0	ug/L	SW846 8260B
Tetrachloroethene	ND	1.0	ug/L	SW846 8260B
Toluene	ND	1.0	ug/L	SW846 8260B
1,1,1-Trichloroethane	ND	1.0	ug/L	SW846 8260B
Trichloroethene	ND	1.0	ug/L	SW846 8260B
Vinyl chloride	ND	1.0	ug/L	SW846 8260B

SURROGATE	PERCENT RECOVERY	RECOVERY LIMITS
Dibromofluoromethane	96	(73 - 122)
1,2-Dichloroethane-d4	97	(61 - 128)
Toluene-d8	90	(76 - 110)
4-Bromofluorobenzene	83	(74 - 116)

NOTE(S):

Calculations are performed before rounding to avoid round-off errors in calculated results.

J Estimated result. Result is less than RL.

Tetra Tech NUS, Inc

Method Blank Report

GC/MS Volatiles

Lot-Sample #: A9I080000-273 B **Work Order #:** LKFXF1AA **Matrix:** WATER

MASS SPECTROMETER/DATA SYSTEM (MSDS) TENTATIVELY IDENTIFIED COMPOUNDS

PARAMETER	CAS #	ESTIMATED RESULT	RETENTION TIME	UNITS
None				ug/L

SW846 8260B METHOD BLANK SUMMARY

BLANK WORKORDER NO.: LKL0W1AA

Lab Name: TestAmerica Laboratories, Inc.

Lab Code: TALCAN

SDG Number:9H25196

Lab File ID: UXC5265.D

Lot Number: A9H290152

Date Analyzed: 09/09/09

Time Analyzed: 11:32

Matrix: WATER

Date Extracted:09/09/09

GC Column: DB624 ID: .18

Extraction Method: 5030B/8260B

Instrument ID: UX15

Level:(low/med) LOW

THIS METHOD BLANK APPLIES TO THE FOLLOWING SAMPLES, LCS, LCSD, MS , MSD:

	CLIENT ID.	SAMPLE WORK ORDER #	LAB FILE ID	DATE ANALYZED	TIME ANALYZED
01	TB-082809	LJ2KF1AA	UXC5266.D	09/09/09	11:55
02	MRC-MW37B-08	LJ2KH1AA	UXC5267.D	09/09/09	12:18
03	CHECK SAMPLE	LKL0W1AC C	UXC5263.D	09/09/09	10:46
04	DUPLICATE CHECK	LKL0W1AD L	UXC5264.D	09/09/09	11:09
05					
06					
07					
08					
09					
10					
11					
12					
13					
14					
15					
16					
17					
18					
19					
20					
21					
22					
23					
24					
25					
26					
27					
28					
29					
30					

COMMENTS:

FORM IV

METHOD BLANK REPORT

GC/MS Volatiles

Client Lot #...: 9H25196 **Work Order #...:** LKL0W1AA **Matrix.....:** WATER
MB Lot-Sample #: A9I110000-176

Prep Date.....: 09/09/09 **Final Wgt/Vol..:** 5 mL
Analysis Date..: 09/09/09 **Prep Batch #...:** 9254176
Dilution Factor: 1 **Initial Wgt/Vol:** 5 mL

PARAMETER	RESULT	REPORTING LIMIT	UNITS	METHOD
Acetone	ND	5.0	ug/L	SW846 8260B
Bromobenzene	ND	1.0	ug/L	SW846 8260B
Bromochloromethane	ND	1.0	ug/L	SW846 8260B
Bromodichloromethane	ND	1.0	ug/L	SW846 8260B
2-Butanone	ND	5.0	ug/L	SW846 8260B
n-Butylbenzene	ND	1.0	ug/L	SW846 8260B
sec-Butylbenzene	ND	1.0	ug/L	SW846 8260B
tert-Butylbenzene	ND	1.0	ug/L	SW846 8260B
Carbon disulfide	ND	1.0	ug/L	SW846 8260B
Dibromochloromethane	ND	1.0	ug/L	SW846 8260B
1,2-Dibromo-3-chloro-propane	ND	2.0	ug/L	SW846 8260B
2-Chloroethyl vinyl ether	ND	5.0	ug/L	SW846 8260B
2-Chlorotoluene	ND	1.0	ug/L	SW846 8260B
4-Chlorotoluene	ND	1.0	ug/L	SW846 8260B
1,2-Dibromoethane	ND	1.0	ug/L	SW846 8260B
Dibromomethane	ND	1.0	ug/L	SW846 8260B
1,2-Dichlorobenzene	ND	1.0	ug/L	SW846 8260B
1,3-Dichlorobenzene	ND	1.0	ug/L	SW846 8260B
1,4-Dichlorobenzene	ND	1.0	ug/L	SW846 8260B
Dichlorodifluoromethane	ND	1.0	ug/L	SW846 8260B
cis-1,2-Dichloroethene	ND	1.0	ug/L	SW846 8260B
trans-1,2-Dichloroethene	ND	1.0	ug/L	SW846 8260B
1,3-Dichloropropane	ND	1.0	ug/L	SW846 8260B
2,2-Dichloropropane	ND	1.0	ug/L	SW846 8260B
1,1-Dichloropropene	ND	1.0	ug/L	SW846 8260B
Trichlorofluoromethane	ND	1.0	ug/L	SW846 8260B
Hexachlorobutadiene	ND	1.0	ug/L	SW846 8260B
2-Hexanone	ND	5.0	ug/L	SW846 8260B
Isopropylbenzene	ND	1.0	ug/L	SW846 8260B
p-Isopropyltoluene	ND	1.0	ug/L	SW846 8260B
tert-Butyl alcohol	ND	20	ug/L	SW846 8260B
4-Methyl-2-pentanone	ND	5.0	ug/L	SW846 8260B
Naphthalene	ND	1.0	ug/L	SW846 8260B
n-Propylbenzene	ND	1.0	ug/L	SW846 8260B
Styrene	ND	1.0	ug/L	SW846 8260B
1,1,1,2-Tetrachloroethane	ND	1.0	ug/L	SW846 8260B
1,2,3-Trichlorobenzene	ND	1.0	ug/L	SW846 8260B
1,2,4-Trichloro-benzene	ND	1.0	ug/L	SW846 8260B
1,2,3-Trichloropropane	ND	1.0	ug/L	SW846 8260B

(Continued on next page)

METHOD BLANK REPORT

GC/MS Volatiles

Client Lot #...: 9H25196 **Work Order #...:** LKL0W1AA **Matrix.....:** WATER

PARAMETER	RESULT	REPORTING LIMIT	UNITS	METHOD
1,1,2-Trichloro-1,2,2-trifluoroethane	ND	1.0	ug/L	SW846 8260B
1,2,4-Trimethylbenzene	ND	1.0	ug/L	SW846 8260B
Vinyl acetate	ND	2.0	ug/L	SW846 8260B
o-Xylene	ND	1.0	ug/L	SW846 8260B
Xylenes (total)	ND	2.0	ug/L	SW846 8260B
Methyl tert-butyl ether	ND	5.0	ug/L	SW846 8260B
m-Xylene & p-Xylene	ND	2.0	ug/L	SW846 8260B
1,2,3-Trimethylbenzene	ND	5.0	ug/L	SW846 8260B
Diisopropyl Ether (DIPE)	ND	5.0	ug/L	SW846 8260B
Ethyl-t-Butyl Ether (ETBE	ND	5.0	ug/L	SW846 8260B
Tert-amyl methyl ether (T	ND	5.0	ug/L	SW846 8260B
Benzene	ND	1.0	ug/L	SW846 8260B
Bromoform	ND	1.0	ug/L	SW846 8260B
Bromomethane	ND	1.0	ug/L	SW846 8260B
Carbon tetrachloride	ND	1.0	ug/L	SW846 8260B
Chlorobenzene	ND	1.0	ug/L	SW846 8260B
Chloroethane	ND	1.0	ug/L	SW846 8260B
Chloroform	ND	1.0	ug/L	SW846 8260B
Chloromethane	ND	1.0	ug/L	SW846 8260B
1,1-Dichloroethane	ND	1.0	ug/L	SW846 8260B
1,2-Dichloroethane	ND	1.0	ug/L	SW846 8260B
1,1-Dichloroethene	ND	1.0	ug/L	SW846 8260B
1,2-Dichloropropane	ND	1.0	ug/L	SW846 8260B
cis-1,3-Dichloropropene	ND	1.0	ug/L	SW846 8260B
trans-1,3-Dichloropropene	ND	1.0	ug/L	SW846 8260B
Ethylbenzene	ND	1.0	ug/L	SW846 8260B
Methylene chloride	**0.67 J**	**1.0**	**ug/L**	**SW846 8260B**
1,1,2,2-Tetrachloroethane	ND	1.0	ug/L	SW846 8260B
Tetrachloroethene	ND	1.0	ug/L	SW846 8260B
Toluene	ND	1.0	ug/L	SW846 8260B
1,1,1-Trichloroethane	ND	1.0	ug/L	SW846 8260B
Trichloroethene	ND	1.0	ug/L	SW846 8260B
Vinyl chloride	ND	1.0	ug/L	SW846 8260B

SURROGATE	PERCENT RECOVERY	RECOVERY LIMITS
Dibromofluoromethane	101	(73 - 122)
1,2-Dichloroethane-d4	106	(61 - 128)
Toluene-d8	90	(76 - 110)
4-Bromofluorobenzene	84	(74 - 116)

NOTE(S):

Calculations are performed before rounding to avoid round-off errors in calculated results.

J Estimated result. Result is less than RL.

Tetra Tech NUS, Inc

Method Blank Report

GC/MS Volatiles

Lot-Sample #: A9I110000-176 B **Work Order #:** LKL0W1AA **Matrix:** WATER

MASS SPECTROMETER/DATA SYSTEM (MSDS) TENTATIVELY IDENTIFIED COMPOUNDS

PARAMETER	CAS #	ESTIMATED RESULT	RETENTION TIME	UNITS
None				ug/L

SW846 8260B METHOD BLANK SUMMARY

BLANK WORKORDER NO.: LKM2L1AA

Lab Name: TestAmerica Laboratories, Inc.

Lab Code: TALCAN

SDG Number: 9H25196

Lab File ID: UXC5292.D

Lot Number: A9I030309

Date Analyzed: 09/09/09

Time Analyzed: 23:33

Matrix: WATER

Date Extracted: 09/09/09

GC Column: DB624 ID: .18

Extraction Method: 5030B/8260B

Instrument ID: UX15

Level: (low/med) LOW

THIS METHOD BLANK APPLIES TO THE FOLLOWING SAMPLES, LCS, LCSD, MS , MSD:

	CLIENT ID.	SAMPLE WORK ORDER #	LAB FILE ID	DATE ANALYZED	TIME ANALYZED
01	TB-083109	LKAPP1AA	UXC5296.D	09/10/09	01:07
02	MRC-MW14C-083109	LKAPV1AA	UXC5297.D	09/10/09	01:30
03	INTRA-LAB QC	LKEXW1AA	UXC5306.D	09/10/09	04:58
04	LAB MS/MSD	LKEXW1AW S	UXC5307.D	09/10/09	05:21
05	LAB MS/MSD	LKEXW1AX D	UXC5308.D	09/10/09	05:44
06	CHECK SAMPLE	LKM2L1AC C	UXC5290.D	09/09/09	22:46
07	DUPLICATE CHECK	LKM2L1AD L	UXC5291.D	09/09/09	23:09
08					
09					
10					
11					
12					
13					
14					
15					
16					
17					
18					
19					
20					
21					
22					
23					
24					
25					
26					
27					
28					
29					
30					

COMMENTS:

FORM IV

METHOD BLANK REPORT

GC/MS Volatiles

Client Lot #...: 9H25196 **Work Order #...:** LKM2L1AA **Matrix.....:** WATER
MB Lot-Sample #: A9I110000-376

Prep Date.....: 09/09/09 **Final Wgt/Vol..:** 5 mL
Analysis Date..: 09/09/09 **Prep Batch #...:** 9254376
Dilution Factor: 1 **Initial Wgt/Vol:** 5 mL

PARAMETER	RESULT	REPORTING LIMIT	UNITS	METHOD
Xylenes (total)	ND	2.0	ug/L	SW846 8260B
Acetone	ND	5.0	ug/L	SW846 8260B
Bromobenzene	ND	1.0	ug/L	SW846 8260B
Bromochloromethane	ND	1.0	ug/L	SW846 8260B
Bromodichloromethane	ND	1.0	ug/L	SW846 8260B
2-Butanone	ND	5.0	ug/L	SW846 8260B
n-Butylbenzene	ND	1.0	ug/L	SW846 8260B
sec-Butylbenzene	ND	1.0	ug/L	SW846 8260B
tert-Butylbenzene	ND	1.0	ug/L	SW846 8260B
Carbon disulfide	ND	1.0	ug/L	SW846 8260B
Dibromochloromethane	ND	1.0	ug/L	SW846 8260B
1,2-Dibromo-3-chloro-propane	ND	2.0	ug/L	SW846 8260B
2-Chloroethyl vinyl ether	ND	5.0	ug/L	SW846 8260B
2-Chlorotoluene	ND	1.0	ug/L	SW846 8260B
4-Chlorotoluene	ND	1.0	ug/L	SW846 8260B
1,2-Dibromoethane	ND	1.0	ug/L	SW846 8260B
Dibromomethane	ND	1.0	ug/L	SW846 8260B
1,2-Dichlorobenzene	ND	1.0	ug/L	SW846 8260B
1,3-Dichlorobenzene	ND	1.0	ug/L	SW846 8260B
1,4-Dichlorobenzene	ND	1.0	ug/L	SW846 8260B
Dichlorodifluoromethane	ND	1.0	ug/L	SW846 8260B
cis-1,2-Dichloroethene	ND	1.0	ug/L	SW846 8260B
trans-1,2-Dichloroethene	ND	1.0	ug/L	SW846 8260B
1,3-Dichloropropane	ND	1.0	ug/L	SW846 8260B
2,2-Dichloropropane	ND	1.0	ug/L	SW846 8260B
1,1-Dichloropropene	ND	1.0	ug/L	SW846 8260B
Trichlorofluoromethane	ND	1.0	ug/L	SW846 8260B
Hexachlorobutadiene	ND	1.0	ug/L	SW846 8260B
2-Hexanone	ND	5.0	ug/L	SW846 8260B
Isopropylbenzene	ND	1.0	ug/L	SW846 8260B
p-Isopropyltoluene	ND	1.0	ug/L	SW846 8260B
tert-Butyl alcohol	ND	20	ug/L	SW846 8260B
4-Methyl-2-pentanone	ND	5.0	ug/L	SW846 8260B
Naphthalene	ND	1.0	ug/L	SW846 8260B
n-Propylbenzene	ND	1.0	ug/L	SW846 8260B
Styrene	ND	1.0	ug/L	SW846 8260B
1,1,1,2-Tetrachloroethane	ND	1.0	ug/L	SW846 8260B
1,2,3-Trichlorobenzene	ND	1.0	ug/L	SW846 8260B
1,2,4-Trichloro-benzene	ND	1.0	ug/L	SW846 8260B

(Continued on next page)

METHOD BLANK REPORT

GC/MS Volatiles

Client Lot #...: 9H25196 **Work Order #...:** LKM2L1AA **Matrix.....:** WATER

PARAMETER	RESULT	REPORTING LIMIT	UNITS	METHOD
1,2,3-Trichloropropane	ND	1.0	ug/L	SW846 8260B
1,1,2-Trichloro-1,2,2-trifluoroethane	ND	1.0	ug/L	SW846 8260B
1,2,4-Trimethylbenzene	ND	1.0	ug/L	SW846 8260B
Vinyl acetate	ND	2.0	ug/L	SW846 8260B
o-Xylene	ND	1.0	ug/L	SW846 8260B
Methyl tert-butyl ether	ND	5.0	ug/L	SW846 8260B
m-Xylene & p-Xylene	ND	2.0	ug/L	SW846 8260B
1,2,3-Trimethylbenzene	ND	5.0	ug/L	SW846 8260B
Diisopropyl Ether (DIPE)	ND	5.0	ug/L	SW846 8260B
Ethyl-t-Butyl Ether (ETBE	ND	5.0	ug/L	SW846 8260B
Tert-amyl methyl ether (T	ND	5.0	ug/L	SW846 8260B
Benzene	ND	1.0	ug/L	SW846 8260B
Bromoform	ND	1.0	ug/L	SW846 8260B
Bromomethane	ND	1.0	ug/L	SW846 8260B
Carbon tetrachloride	ND	1.0	ug/L	SW846 8260B
Chlorobenzene	ND	1.0	ug/L	SW846 8260B
Chloroethane	ND	1.0	ug/L	SW846 8260B
Chloroform	ND	1.0	ug/L	SW846 8260B
Chloromethane	ND	1.0	ug/L	SW846 8260B
1,1-Dichloroethane	ND	1.0	ug/L	SW846 8260B
1,2-Dichloroethane	ND	1.0	ug/L	SW846 8260B
1,1-Dichloroethene	ND	1.0	ug/L	SW846 8260B
1,2-Dichloropropane	ND	1.0	ug/L	SW846 8260B
cis-1,3-Dichloropropene	ND	1.0	ug/L	SW846 8260B
trans-1,3-Dichloropropene	ND	1.0	ug/L	SW846 8260B
Ethylbenzene	ND	1.0	ug/L	SW846 8260B
Methylene chloride	0.87 J	**1.0**	**ug/L**	**SW846 8260B**
1,1,2,2-Tetrachloroethane	ND	1.0	ug/L	SW846 8260B
Tetrachloroethene	ND	1.0	ug/L	SW846 8260B
Toluene	ND	1.0	ug/L	SW846 8260B
1,1,1-Trichloroethane	ND	1.0	ug/L	SW846 8260B
Trichloroethene	ND	1.0	ug/L	SW846 8260B
Vinyl chloride	ND	1.0	ug/L	SW846 8260B

SURROGATE	PERCENT RECOVERY	RECOVERY LIMITS
Dibromofluoromethane	100	(73 - 122)
1,2-Dichloroethane-d4	108	(61 - 128)
Toluene-d8	92	(76 - 110)
4-Bromofluorobenzene	80	(74 - 116)

NOTE(S):

Calculations are performed before rounding to avoid round-off errors in calculated results.

J Estimated result. Result is less than RL.

Tetra Tech NUS, Inc

Method Blank Report

GC/MS Volatiles

Lot-Sample #: A9I110000-376 B **Work Order #:** LKM2L1AA **Matrix:** WATER

MASS SPECTROMETER/DATA SYSTEM (MSDS) TENTATIVELY IDENTIFIED COMPOUNDS

PARAMETER	CAS #	ESTIMATED RESULT	RETENTION TIME	UNITS
None				ug/L

SEMIVOLATILE ORGANIC INSTRUMENT PERFORMANCE CHECK
DECAFLUOROTRIPHENYLPHOSPHINE (DFTPP)

Lab Name: NORTH CANTON Contract:

Lab Code: TACAN Case No.: SAS No.: SDG No.: 9H25196

Lab File ID: 2DF0830 DFTPP Injection Date: 08/30/09

Instrument ID: A4AG2 DFTPP Injection Time: 0641

m/e	ION ABUNDANCE CRITERIA	% RELATIVE ABUNDANCE
51	30.0 - 80.0% of mass 198	51.7
68	Less than 2.0% of mass 69	0.8 (1.6)1
69	Mass 69 relative abundance	50.2
70	Less than 2.0% of mass 69	0.3 (0.5)1
127	25.0 - 75.0% of mass 198	59.1
197	Less than 1.0% of mass 198	0.5
198	Base Peak, 100% relative abundance	100.0
199	5.0 to 9.0% of mass 198	6.8
275	10.0 - 30.0% of mass 198	24.8
365	Greater than 0.75% of mass 198	4.41
441	Present, but less than mass 443	11.5
442	40.0 - 110.0% of mass 198	81.3
443	15.0 - 24.0% of mass 442	16.0 (19.7)2

1-Value is % mass 69 2-Value is % mass 442

THIS CHECK APPLIES TO THE FOLLOWING SAMPLES, MS, MSD, BLANKS, AND STANDARDS:

	EPA SAMPLE NO.	LAB SAMPLE ID	LAB FILE ID	DATE ANALYZED	TIME ANALYZED
01	SSTD009	L9	2SHHH0830	08/30/09	0651
02	SSTD008	L8	2SHH0830	08/30/09	0709
03	SSTD007	L7	2SH0830	08/30/09	0726
04	SSTD006	L6	2SMH0830	08/30/09	0744
05	SSTD005	L5	2SMM0830	08/30/09	0803
06	SSTD004	L4	2SM0830	08/30/09	0820
07	SSTD003	L3	2SML0830	08/30/09	0838
08	SSTD002	L2	2SL0830	08/30/09	0856
09	SSTD001	L1	2SLL0830	08/30/09	0913
10					
11					
12					
13					
14					
15					
16					
17					
18					
19					
20					
21					
22					

TestAmerica North Canton

INITIAL CALIBRATION DATA

OK MW 9/1/09

Start Cal Date : 20-AUG-2009 07:16
End Cal Date : 30-AUG-2009 16:48
Quant Method : ISTD
Origin : Disabled
Target Version : 4.14
Integrator : HP RTE
Method file : \\cansvr11\dd\chem\MSS\a4ag2.i\90830A.b\8270C-625.m
Last Edit : 31-Aug-2009 06:13 hulat
Curve Type : Average

Calibration File Names:
Level 1: \\cansvr11\dd\chem\MSS\a4ag2.i\90830A.b\2SLL0830.D
Level 2: \\cansvr11\dd\chem\MSS\a4ag2.i\90830A.b\2NL0830.D
Level 3: \\cansvr11\dd\chem\MSS\a4ag2.i\90830A.b\2NML0830.D
Level 4: \\cansvr11\dd\chem\MSS\a4ag2.i\90830A.b\2NM0830.D
Level 5: \\cansvr11\dd\chem\MSS\a4ag2.i\90830A.b\2NMM0830.D
Level 6: \\cansvr11\dd\chem\MSS\a4ag2.i\90830A.b\2NMH0830.D
Level 7: \\cansvr11\dd\chem\MSS\a4ag2.i\90830A.b\2NH0830.D
Level 8: \\cansvr11\dd\chem\MSS\a4ag2.i\90830A.b\2NHH0830.D
Level 9: \\cansvr11\dd\chem\MSS\a4ag2.i\90830A.b\2NHHH0830.D

Compound	0.05000 Level 1	0.25000 Level 2	0.50000 Level 3	1.000 Level 4	2.500 Level 5	5.000 Level 6	RRF	% RSD	
	7.500 Level 7	10.000 Level 8	12.500 Level 9						
198 1,4-Dioxane	+++++	0.55579	0.52616	0.57806	0.57745	0.57150			
	0.56149	0.51982	0.61825				0.56356	5.544	<-
7 N-Nitrosomorpholine	+++++	1.34352	1.16233	1.27552	1.04729	1.03416			
	1.06976	1.06742	1.06080				1.13260	10.346	<-
8 Ethyl methanesulfonate	+++++	1.50661	1.29299	1.42034	1.19621	1.17464			
	1.24826	1.21284	1.20328				1.28190	9.357	<-
9 Pyridine	+++++	1.40783	1.55207	1.54969	1.56236	1.49937			
	1.55874	1.58923	1.57190				1.53640	3.775	<-
10 N Nitrosodimethylamine	+++++	0.82045	0.77973	0.85484	0.84639	0.84041			
	0.80731	0.78198	0.79260				0.81546	3.632	<-
11 Ethyl methacrylate	+++++	+++++	+++++	+++++	+++++	+++++			
	+++++	+++++	+++++				+++++	+++++	<-
12 3-Chloropropionitrile	+++++	0.89635	0.94706	0.99021	0.96323	0.93965			
	0.91533	0.93728	0.88561				0.93434	3.693	<-
13 Malononitrile	+++++	+++++	+++++	+++++	+++++	+++++			
	+++++	+++++	+++++				+++++	+++++	<-

SEMIVOLATILE ORGANIC INSTRUMENT PERFORMANCE CHECK
DECAFLUOROTRIPHENYLPHOSPHINE (DFTPP)

Lab Name: NORTH CANTON Contract:

Lab Code: TACAN Case No.: SAS No.: SDG No.: 9H25196

Lab File ID: 2DF0903 DFTPP Injection Date: 09/03/09

Instrument ID: A4AG2 DFTPP Injection Time: 1050

m/e	ION ABUNDANCE CRITERIA	% RELATIVE ABUNDANCE
51	30.0 - 80.0% of mass 198	58.3
68	Less than 2.0% of mass 69	0.8 (1.6)1
69	Mass 69 relative abundance	53.4
70	Less than 2.0% of mass 69	0.2 (0.5)1
127	25.0 - 75.0% of mass 198	61.7
197	Less than 1.0% of mass 198	0.6
198	Base Peak, 100% relative abundance	100.0
199	5.0 to 9.0% of mass 198	6.6
275	10.0 - 30.0% of mass 198	25.8
365	Greater than 0.75% of mass 198	5.24
441	Present, but less than mass 443	12.7
442	40.0 - 110.0% of mass 198	85.4
443	15.0 - 24.0% of mass 442	16.5 (19.3)2

1-Value is % mass 69 2-Value is % mass 442

THIS CHECK APPLIES TO THE FOLLOWING SAMPLES, MS, MSD, BLANKS, AND STANDARDS:

	EPA SAMPLE NO.	LAB SAMPLE ID	LAB FILE ID	DATE ANALYZED	TIME ANALYZED
01	SSTD006	L6	2SMH0903	09/03/09	1101
02	LJWF1BLK	LJWF11AA	LJWF11AA	09/03/09	1551
03	LJWF1CHK	LJWF11AC	LJWF11AC	09/03/09	1609
04	MRC-MW82A-08	LJWD81CL	LJWD81CL	09/03/09	1644
05					
06					
07					
08					
09					
10					
11					
12					
13					
14					
15					
16					
17					
18					
19					
20					
21					
22					

TestAmerica North Canton

9-8

CONTINUING CALIBRATION COMPOUNDS

Instrument ID: a4ag2.i
Lab File ID: 2SMH0903.D
Analysis Type:
Lab Sample ID: L6
Method: \\cansvr11\dd\chem\MSS\a4ag2.i\90903A.b\8270C-625.m

Injection Date: 03-SEP-2009 11:01
Init. Cal. Date(s): 20-AUG-2009 30-AUG-2009
Init. Cal. Times: 07:16 16:48
Quant Type: ISTD

COMPOUND	RRF / AMOUNT	RF5	CCAL RRF5	MIN RRF	%D / %DRIFT	MAX %D / %DRIFT	CURVE TYPE
198 1,4-Dioxane	0.56356	0.48540	0.48540	0.010	13.86908	50.00000	Averaged
9 Pyridine	1.53640	1.33998	1.33998	0.010	12.78466	50.00000	Averaged
10 N-Nitrosodimethylamine	0.81546	0.75369	0.75369	0.010	7.57496	50.00000	Averaged
12 3-Chloropropionitrile	0.93434	0.98631	0.98631	0.010	-5.56203	50.00000	Averaged
209 Benzaldehyde	1.01134	0.99820	0.99820	0.010	1.29885	50.00000	Averaged
21 Aniline	2.25479	2.18526	2.18526	0.010	3.08356	50.00000	Averaged
22 Phenol	1.83743	1.86535	1.86535	0.010	-1.51921	20.00000	Averaged
23 bis(2-Chloroethyl)ether	1.43989	1.42873	1.42873	0.010	0.77500	50.00000	Averaged
24 2-Chlorophenol	1.41826	1.45197	1.45197	0.010	-2.37705	50.00000	Averaged
26 1,3-Dichlorobenzene	1.34437	1.34199	1.34199	0.010	0.17661	50.00000	Averaged
27 1,4-Dichlorobenzene	1.28534	1.27626	1.27626	0.010	0.70639	20.00000	Averaged
28 1,2-Dichlorobenzene	1.26615	1.33497	1.33497	0.010	-5.43504	50.00000	Averaged
29 Benzyl Alcohol	0.99558	0.94432	0.94432	0.010	5.14903	50.00000	Averaged
30 2-Methylphenol	1.34080	1.40863	1.40863	0.010	-5.05925	50.00000	Averaged
31 bis(2-Chloroisopropyl)ether	2.34813	2.66921	2.66921	0.010	-13.67378	50.00000	Averaged
37 Acetophenone	1.89082	1.92071	1.92071	0.010	-1.58083	50.00000	Averaged
32 N-Nitroso-di-n-propylamine	1.17706	1.39171	1.39171	0.050	-18.23590	50.00000	Averaged
192 4-Methylphenol	1.45246	1.59344	1.59344	0.010	-9.70676	50.00000	Averaged
34 Hexachloroethane	0.53139	0.58884	0.58884	0.010	-10.81141	50.00000	Averaged
35 Nitrobenzene	0.38524	0.40219	0.40219	0.010	-4.40112	50.00000	Averaged
41 Isophorone	0.71097	0.74780	0.74780	0.010	-5.18129	50.00000	Averaged
42 2-Nitrophenol	0.18165	0.21477	0.21477	0.010	-18.23448	20.00000	Averaged
43 2,4-Dimethylphenol	0.36743	0.47062	0.47062	0.010	-28.08374	50.00000	Averaged
44 bis(2-Chloroethoxy)methane	0.39552	0.43111	0.43111	0.010	-8.99728	50.00000	Averaged
46 2,4-Toluenediamene	0.21420	0.20268	0.20268	0.010	5.37757	50.00000	Averaged
47 1,3,5-Trichlorobenzene	0.27900	0.35083	0.35083	0.010	-25.74594	50.00000	Averaged
48 2,4-Dichlorophenol	0.25838	0.26717	0.26717	0.010	-3.40339	20.00000	Averaged
49 Benzoic Acid	10.00000	8.95464	0.21585	0.010	10.45363	0.000e+000	Quadratic
50 1,2,4-Trichlorobenzene	0.25778	0.26810	0.26810	0.010	-4.00139	50.00000	Averaged
51 Naphthalene	0.95364	0.98153	0.98153	0.010	-2.92489	50.00000	Averaged
52 4-Chloroaniline	0.43045	0.40484	0.40484	0.010	5.94928	50.00000	Averaged
56 Hexachlorobutadiene	0.13528	0.14514	0.14514	0.010	-7.28901	20.00000	Averaged
210 Caprolactam	0.11008	0.10231	0.10231	0.010	7.05885	50.00000	Averaged
57 1,2,3-Trichlorobenzene	0.23785	0.24504	0.24504	0.010	-3.02589	50.00000	Averaged
59 4-Chloro-3-Methylphenol	0.32339	0.32215	0.32215	0.010	0.38263	20.00000	Averaged
62 2-Methylnaphthalene	0.59632	0.64216	0.64216	0.010	-7.68752	50.00000	Averaged
63 1-Methylnaphthalene	0.60058	0.63501	0.63501	0.010	-5.73212	50.00000	Averaged
64 Hexachlorocyclopentadiene	0.28110	0.19344	0.19344	0.050	31.18555	50.00000	Averaged
66 2,4,6-Trichlorophenol	0.33771	0.33977	0.33977	0.010	-0.60981	20.00000	Averaged
67 2,4,5-Trichlorophenol	0.35677	0.36327	0.36327	0.010	-1.82174	50.00000	Averaged
211 1,1'-Biphenyl	1.36589	1.72437	1.72437	0.010	-26.24484	50.00000	Averaged
68 1,2,3,5-Tetrachlorobenzene	0.44055	0.48438	0.48438	0.010	-9.94720	50.00000	Averaged

SEMIVOLATILE ORGANIC INSTRUMENT PERFORMANCE CHECK
DECAFLUOROTRIPHENYLPHOSPHINE (DFTPP)

Lab Name: NORTH CANTON Contract:

Lab Code: TACAN Case No.: SAS No.: SDG No.: 9H25196

Lab File ID: 2DF0907 DFTPP Injection Date: 09/07/09

Instrument ID: A4AG2 DFTPP Injection Time: 0638

m/e	ION ABUNDANCE CRITERIA	% RELATIVE ABUNDANCE
51	30.0 - 80.0% of mass 198	38.4
68	Less than 2.0% of mass 69	0.5 (1.3)1
69	Mass 69 relative abundance	40.6
70	Less than 2.0% of mass 69	0.3 (0.6)1
127	25.0 - 75.0% of mass 198	53.5
197	Less than 1.0% of mass 198	0.5
198	Base Peak, 100% relative abundance	100.0
199	5.0 to 9.0% of mass 198	6.7
275	10.0 - 30.0% of mass 198	26.6
365	Greater than 0.75% of mass 198	4.14
441	Present, but less than mass 443	10.0
442	40.0 - 110.0% of mass 198	69.1
443	15.0 - 24.0% of mass 442	13.6 (19.7)2

1-Value is % mass 69 2-Value is % mass 442

THIS CHECK APPLIES TO THE FOLLOWING SAMPLES, MS, MSD, BLANKS, AND STANDARDS:

	EPA SAMPLE NO.	LAB SAMPLE ID	LAB FILE ID	DATE ANALYZED	TIME ANALYZED
01	SSTD009	L9	2SHHH0907	09/07/09	0648
02	SSTD008	L8	2SHH0907	09/07/09	0706
03	SSTD007	L7	2SH0907	09/07/09	0723
04	SSTD006	L6	2SMH0907	09/07/09	0741
05	SSTD005	L5	2SMM0907	09/07/09	0758
06	SSTD004	L4	2SM0907	09/07/09	0816
07	SSTD003	L3	2SML0907	09/07/09	0833
08	SSTD002	L2	2SL0907	09/07/09	0851
09	SSTD001	L1	2SLL0907	09/07/09	0908
10	LJWF1CKDUP	LJWF11AD	LJWF11AD	09/07/09	1347
11					
12					
13					
14					
15					
16					
17					
18					
19					
20					
21					
22					

TestAmerica North Canton

INITIAL CALIBRATION DATA

Start Cal Date : 07-SEP-2009 06:48
End Cal Date : 07-SEP-2009 11:45
Quant Method : ISTD
Origin : Disabled
Target Version : 4.14
Integrator : HP RTE
Method file : \\cansvr11\dd\chem\MSS\a4ag2.i\90907A.b\8270C-625.m
Last Edit : 08-Sep-2009 08:08 hulat
Curve Type : Average

Calibration File Names:
Level 1: \\cansvr11\dd\chem\MSS\a4ag2.i\90907A.b\2SLL0907.D
Level 2: \\cansvr11\dd\chem\MSS\a4ag2.i\90907A.b\2AL0907.D
Level 3: \\cansvr11\dd\chem\MSS\a4ag2.i\90907A.b\2AML0907.D
Level 4: \\cansvr11\dd\chem\MSS\a4ag2.i\90907A.b\2AM0907.D
Level 5: \\cansvr11\dd\chem\MSS\a4ag2.i\90907A.b\2AMM0907.D
Level 6: \\cansvr11\dd\chem\MSS\a4ag2.i\90907A.b\2AMH0907.D
Level 7: \\cansvr11\dd\chem\MSS\a4ag2.i\90907A.b\2AH0907.D
Level 8: \\cansvr11\dd\chem\MSS\a4ag2.i\90907A.b\2AHH0907.D
Level 9: \\cansvr11\dd\chem\MSS\a4ag2.i\90907A.b\2AHHH0907.D

Compound	0.05000 Level 1	0.25000 Level 2	0.50000 Level 3	1.000 Level 4	2.500 Level 5	5.000 Level 6	RRF	% RSD	
	7.500 Level 7	10.000 Level 8	12.500 Level 9						
198 1,4-Dioxane	+++++	0.63537	0.48972	0.49636	0.51556	0.54443			
	0.54283	0.55793	0.59731				0.54744	9.085	<-
7 N-Nitrosomorpholine	+++++	1.18688	0.98294	1.00574	0.94278	1.00753			
	1.06748	1.10714	1.09419				1.04933	7.557	<-
8 Ethyl methanesulfonate	+++++	1.45298	1.25990	1.22453	1.04488	1.11682			
	1.22493	1.21097	1.27003				1.22563	9.731	<-
9 Pyridine	+++++	1.31300	1.22096	1.29527	1.41711	1.53060			
	1.56294	1.55994	1.68361				1.44793	11.140	<-
10 N-Nitrosodimethylamine	+++++	0.80275	0.79033	0.79023	0.75047	0.79014			
	0.80594	0.86350	0.84560				0.80487	4.381	<-
11 Ethyl methacrylate	+++++	+++++	+++++	+++++	+++++	+++++			
	+++++	+++++	+++++				+++++	+++++	<-
12 3-Chloropropionitrile	+++++	0.79690	0.78984	0.76278	0.78314	0.83168			
	0.82973	0.84118	0.87190				0.81340	4.433	<-
13 Malononitrile	+++++	+++++	+++++	+++++	+++++	+++++			
	+++++	+++++	+++++				+++++	+++++	<-

TestAmerica North Canton

CONTINUING CALIBRATION COMPOUNDS

Instrument ID: a4ag2.i Injection Date: 07-SEP-2009 09:25
Lab File ID: ICVTCL.D Init. Cal. Date(s): 07-SEP-2009 07-SEP-2009
Analysis Type: Init. Cal. Times: 06:48 11:45
Lab Sample ID: ICVTCL Quant Type: ISTD
Method: \\cansvr11\dd\chem\MSS\a4ag2.i\90907A.b\8270C-625.m

COMPOUND	RRF / AMOUNT	RF5	CCAL RRF5	MIN RRF	%D / %DRIFT	MAX %D / %DRIFT	CURVE TYPE
198 1,4-Dioxane	0.54744	0.53296	0.53296	0.010	2.64512	50.00000	Averaged
9 Pyridine	1.44793	1.51410	1.51410	0.010	-4.57011	50.00000	Averaged
10 N-Nitrosodimethylamine	0.80487	0.80449	0.80449	0.010	0.04732	50.00000	Averaged
12 3-Chloropropionitrile	0.81340	0.81497	0.81497	0.010	-0.19334	50.00000	Averaged
209 Benzaldehyde	1.00087	1.08083	1.08083	0.010	-7.98849	50.00000	Averaged
21 Aniline	2.14869	2.27950	2.27950	0.010	-6.08792	50.00000	Averaged
22 Phenol	1.93615	2.05773	2.05773	0.010	-6.27941	20.00000	Averaged
23 bis(2-Chloroethyl)ether	1.45330	1.39729	1.39729	0.010	3.85434	50.00000	Averaged
24 2-Chlorophenol	1.48794	1.51446	1.51446	0.010	-1.78238	50.00000	Averaged
26 1,3-Dichlorobenzene	1.41711	1.39565	1.39565	0.010	1.51452	50.00000	Averaged
27 1,4-Dichlorobenzene	1.34935	1.31630	1.31630	0.010	2.44925	20.00000	Averaged
28 1,2-Dichlorobenzene	1.41997	1.52041	1.52041	0.010	-7.07290	50.00000	Averaged
29 Benzyl Alcohol	1.00691	1.00845	1.00845	0.010	-0.15234	50.00000	Averaged
30 2-Methylphenol	5.00000	4.86939	1.49656	0.010	2.61226	0.000e+000	Quadratic
31 bis(2-Chloroisopropyl)ether	1.94901	2.00496	2.00496	0.010	-2.87077	50.00000	Averaged
37 Acetophenone	1.93644	1.94435	1.94435	0.010	-0.40855	50.00000	Averaged
32 N-Nitroso-di-n-propylamine	1.15925	1.19263	1.19263	0.050	-2.87900	50.00000	Averaged
192 4-Methylphenol	1.47374	1.46063	1.46063	0.010	0.88966	50.00000	Averaged
34 Hexachloroethane	0.57291	0.56959	0.56959	0.010	0.58111	50.00000	Averaged
35 Nitrobenzene	0.39523	0.41020	0.41020	0.010	-3.78716	50.00000	Averaged
41 Isophorone	0.71594	0.74670	0.74670	0.010	-4.29640	50.00000	Averaged
42 2-Nitrophenol	5.00000	5.22607	0.24573	0.010	-4.52134	0.000e+000	Quadratic
43 2,4-Dimethylphenol	0.39934	0.44924	0.44924	0.010	-12.49636	50.00000	Averaged
44 bis(2-Chloroethoxy)methane	0.41301	0.45540	0.45540	0.010	-10.26271	50.00000	Averaged
46 2,4-Toluenediamene	5.00000	5.45490	0.17872	0.010	-9.09805	0.000e+000	Quadratic
47 1,3,5-Trichlorobenzene	5.00000	5.21926	0.41104	0.010	-4.38522	0.000e+000	Quadratic
48 2,4-Dichlorophenol	5.00000	4.67751	0.29395	0.010	6.44973	0.000e+000	Quadratic
49 Benzoic Acid	10.00000	9.33791	0.22212	0.010	6.62087	0.000e+000	Quadratic
50 1,2,4-Trichlorobenzene	5.00000	4.91196	0.31255	0.010	1.76074	0.000e+000	Quadratic
51 Naphthalene	5.00000	5.05478	1.13798	0.010	-1.09550	0.000e+000	Quadratic
52 4-Chloroaniline	5.00000	4.83062	0.45214	0.010	3.38761	0.000e+000	Quadratic
56 Hexachlorobutadiene	5.00000	4.92337	0.18682	0.010	1.53255	0.000e+000	Quadratic
210 Caprolactam	5.00000	5.03026	0.10596	0.010	-0.60524	0.000e+000	Quadratic
57 1,2,3-Trichlorobenzene	5.00000	4.54464	0.27646	0.010	9.10725	0.000e+000	Quadratic
59 4-Chloro-3-Methylphenol	5.00000	4.57860	0.32847	0.010	8.42802	0.000e+000	Quadratic
62 2-Methylnaphthalene	0.65053	0.70461	0.70461	0.010	-8.31278	50.00000	Averaged
63 1-Methylnaphthalene	0.65068	0.73267	0.73267	0.010	-12.59991	50.00000	Averaged
64 Hexachlorocyclopentadiene	5.00000	4.85102	0.46171	0.050	2.97969	0.000e+000	Quadratic
66 2,4,6-Trichlorophenol	5.00000	4.53128	0.39573	0.010	9.37431	0.000e+000	Quadratic
67 2,4,5-Trichlorophenol	5.00000	4.57946	0.39985	0.010	8.41072	0.000e+000	Quadratic
211 1,1'-Biphenyl	5.00000	5.00974	1.78286	0.010	-0.19484	0.000e+000	Quadratic
68 1,2,3,5-Tetrachlorobenzene	5.00000	4.99262	0.64251	0.010	0.14760	0.000e+000	Quadratic

SEMIVOLATILE ORGANIC INSTRUMENT PERFORMANCE CHECK
DECAFLUOROTRIPHENYLPHOSPHINE (DFTPP)

Lab Name: NORTH CANTON Contract:

Lab Code: TACAN Case No.: SAS No.: SDG No.: 9H25196

Lab File ID: 1DF0908 DFTPP Injection Date: 09/08/09

Instrument ID: A4HP10 DFTPP Injection Time: 0934

m/e	ION ABUNDANCE CRITERIA	% RELATIVE ABUNDANCE
51	30.0 - 80.0% of mass 198	40.3
68	Less than 2.0% of mass 69	0.0 (0.0)1
69	Mass 69 relative abundance	44.7
70	Less than 2.0% of mass 69	0.2 (0.5)1
127	25.0 - 75.0% of mass 198	49.1
197	Less than 1.0% of mass 198	0.0
198	Base Peak, 100% relative abundance	100.0
199	5.0 to 9.0% of mass 198	7.0
275	10.0 - 30.0% of mass 198	25.1
365	Greater than 0.75% of mass 198	2.21
441	Present, but less than mass 443	9.2
442	40.0 - 110.0% of mass 198	62.2
443	15.0 - 24.0% of mass 442	11.9 (19.1)2

1-Value is % mass 69 2-Value is % mass 442

THIS CHECK APPLIES TO THE FOLLOWING SAMPLES, MS, MSD, BLANKS, AND STANDARDS:

	EPA SAMPLE NO.	LAB SAMPLE ID	LAB FILE ID	DATE ANALYZED	TIME ANALYZED
01	SSTD005	L5	1SMM0908	09/08/09	0953
02	SSTD004	L4	1SM0908	09/08/09	1013
03	SSTD003	L3	1SML0908	09/08/09	1033
04	SSTD002	L2	1SL0908	09/08/09	1052
05	SSTD001	L1	1SLL0908	09/08/09	1112
06	SSTD009	L9	1HHH0908	09/08/09	1132
07	SSTD008	L8	1SHH0908	09/08/09	1151
08	SSTD007	L7	1SH0908	09/08/09	1211
09	SSTD006	L6	1SMH0908	09/08/09	1231
10					
11					
12					
13					
14					
15					
16					
17					
18					
19					
20					
21					
22					

TestAmerica North Canton

INITIAL CALIBRATION DATA

Start Cal Date : 08-SEP-2009 09:53
End Cal Date : 08-SEP-2009 12:31
Quant Method : ISTD
Origin : Disabled
Target Version : 4.14
Integrator : HP RTE
Method file : \\cansvr11\dd\chem\MSS\a4hp10.i\90908a.b\8270C-625.m
Last Edit : 08-Sep-2009 12:45 gruberj
Curve Type : Average

Calibration File Names:
Level 1: \\cansvr11\dd\chem\MSS\a4hp10.i\90908a.b\1SLL0908.D
Level 2: \\cansvr11\dd\chem\MSS\a4hp10.i\90908a.b\1SL0908.D
Level 3: \\cansvr11\dd\chem\MSS\a4hp10.i\90908a.b\1SML0908.D
Level 4: \\cansvr11\dd\chem\MSS\a4hp10.i\90908a.b\1SM0908.D
Level 5: \\cansvr11\dd\chem\MSS\a4hp10.i\90908a.b\1SMM0908.D
Level 6: \\cansvr11\dd\chem\MSS\a4hp10.i\90908a.b\1SMH0908.D
Level 8: \\cansvr11\dd\chem\MSS\a4hp10.i\90908a.b\1SHH0908.D
Level 9: \\cansvr11\dd\chem\MSS\a4hp10.i\90908a.b\1HHH0908.D

Compound	0.05000 Level 1	0.25000 Level 2	0.50000 Level 3	1.000 Level 4	2.500 Level 5	5.000 Level 6	10.000 Level 8	12.500 Level 9	___ RRF	% RSD	
198 1,4-Dioxane	+++++	0.57694	0.59845	0.55914	0.58662	0.58343	0.57738	0.60398	0.58371	2.547	<-
7 N-Nitrosomorpholine	+++++	+++++	+++++	+++++	+++++	+++++	+++++	+++++	+++++	+++++	<-
8 Ethyl methanesulfonate	+++++	+++++	+++++	+++++	+++++	+++++	+++++	+++++	+++++	+++++	<-
9 Pyridine	+++++	1.54818	1.52730	1.58206	1.56158	1.59643	1.59132	1.67505	1.58313	2.996	<-
10 N-Nitrosodimethylamine	+++++	0.83229	0.83403	0.80425	0.80446	0.78870	0.80446	0.87576	0.82056	3.576	<-
11 Ethyl methacrylate	+++++	+++++	+++++	+++++	+++++	+++++	+++++	+++++	+++++	+++++	<-
12 3-Chloropropionitrile	+++++	0.76400	0.74593	0.73092	0.75014	0.73703	0.73317	0.77420	0.74791	2.172	<-
13 Malononitrile	+++++	+++++	+++++	+++++	+++++	+++++	+++++	+++++	+++++	+++++	<-

SB

SEMIVOLATILE ORGANIC INSTRUMENT PERFORMANCE CHECK
DECAFLUOROTRIPHENYLPHOSPHINE (DFTPP)

Lab Name: NORTH CANTON Contract:

Lab Code: TACAN Case No.: SAS No.: SDG No.: 9H25196

Lab File ID: 1DF0909 DFTPP Injection Date: 09/09/09

Instrument ID: A4HP10 DFTPP Injection Time: 0850

m/e	ION ABUNDANCE CRITERIA	% RELATIVE ABUNDANCE
51	30.0 - 80.0% of mass 198	37.8
68	Less than 2.0% of mass 69	0.0 (0.0)1
69	Mass 69 relative abundance	41.3
70	Less than 2.0% of mass 69	0.3 (0.6)1
127	25.0 - 75.0% of mass 198	47.7
197	Less than 1.0% of mass 198	0.0
198	Base Peak, 100% relative abundance	100.0
199	5.0 to 9.0% of mass 198	6.8
275	10.0 - 30.0% of mass 198	25.0
365	Greater than 0.75% of mass 198	2.21
441	Present, but less than mass 443	9.1
442	40.0 - 110.0% of mass 198	62.1
443	15.0 - 24.0% of mass 442	12.5 (20.2)2

1-Value is % mass 69 2-Value is % mass 442

THIS CHECK APPLIES TO THE FOLLOWING SAMPLES, MS, MSD, BLANKS, AND STANDARDS:

	EPA SAMPLE NO.	LAB SAMPLE ID	LAB FILE ID	DATE ANALYZED	TIME ANALYZED
01	SSTD006	L6	1SMH0909	09/09/09	0927
02	LKA22BLK	LKA221AA	LKA221AA	09/09/09	1104
03	LKA22CHK	LKA221AC	LKA221AC	09/09/09	1123
04	LKA22CKDUP	LKA221AD	LKA221AD	09/09/09	1142
05					
06					
07					
08					
09					
10					
11					
12					
13					
14					
15					
16					
17					
18					
19					
20					
21					
22					

OK MW 9/11/09

TestAmerica North Canton

CONTINUING CALIBRATION COMPOUNDS

Instrument ID: a4hp10.i Injection Date: 09-SEP-2009 09:27
Lab File ID: 1SMH0909.D Init. Cal. Date(s): 08-SEP-2009 08-SEP-2009
Analysis Type: Init. Cal. Times: 09:53 12:31
Lab Sample ID: L6 Quant Type: ISTD
Method: \\cansvr11\dd\chem\MSS\a4hp10.i\90909a.b\8270C-625.m

COMPOUND	RRF / AMOUNT	RF5	CCAL RRF5	MIN RRF	%D / %DRIFT	MAX %D / %DRIFT	CURVE TYPE
198 1,4-Dioxane	0.58174	0.63836	0.63836	0.010	-9.73354	50.00000	Averaged
9 Pyridine	1.58202	1.67913	1.67913	0.010	-6.13826	50.00000	Averaged
10 N-Nitrosodimethylamine	0.82069	0.87472	0.87472	0.010	-6.58369	50.00000	Averaged
12 3-Chloropropionitrile	0.74835	0.78934	0.78934	0.010	-5.47712	50.00000	Averaged
209 Benzaldehyde	0.94142	0.90928	0.90928	0.010	3.41436	50.00000	Averaged
21 Aniline	2.37571	2.39865	2.39865	0.010	-0.96579	50.00000	Averaged
22 Phenol	1.85469	1.94959	1.94959	0.010	-5.11662	20.00000	Averaged
23 bis(2-Chloroethyl)ether	1.47795	1.59363	1.59363	0.010	-7.82699	50.00000	Averaged
24 2-Chlorophenol	1.37200	1.41674	1.41674	0.010	-3.26118	50.00000	Averaged
26 1,3-Dichlorobenzene	1.33218	1.33145	1.33145	0.010	0.05456	50.00000	Averaged
27 1,4-Dichlorobenzene	1.25055	1.25257	1.25257	0.010	-0.16091	20.00000	Averaged
28 1,2-Dichlorobenzene	1.24183	1.26537	1.26537	0.010	-1.89587	50.00000	Averaged
29 Benzyl Alcohol	0.92228	0.95896	0.95896	0.010	-3.97749	50.00000	Averaged
30 2-Methylphenol	1.25638	1.31726	1.31726	0.010	-4.84547	50.00000	Averaged
31 bis(2-Chloroisopropyl)ether	1.67904	1.71125	1.71125	0.010	-1.91818	50.00000	Averaged
37 Acetophenone	1.80956	1.85969	1.85969	0.010	-2.77015	50.00000	Averaged
32 N-Nitroso-di-n-propylamine	1.00110	1.04384	1.04384	0.050	-4.26968	50.00000	Averaged
192 4-Methylphenol	1.37882	1.41291	1.41291	0.010	-2.47201	50.00000	Averaged
34 Hexachloroethane	0.47289	0.49245	0.49245	0.010	-4.13717	50.00000	Averaged
35 Nitrobenzene	0.35943	0.39211	0.39211	0.010	-9.09388	50.00000	Averaged
41 Isophorone	0.67335	0.72720	0.72720	0.010	-7.99733	50.00000	Averaged
42 2-Nitrophenol	0.18283	0.20465	0.20465	0.010	-11.93210	20.00000	Averaged
43 2,4-Dimethylphenol	0.34199	0.37778	0.37778	0.010	-10.46332	50.00000	Averaged
44 bis(2-Chloroethoxy)methane	0.41689	0.43316	0.43316	0.010	-3.90150	50.00000	Averaged
46 2,4-Toluenediamene	0.19536	0.21252	0.21252	0.010	-8.78254	50.00000	Averaged
47 1,3,5-Trichlorobenzene	0.30422	0.29793	0.29793	0.010	2.06747	50.00000	Averaged
48 2,4-Dichlorophenol	0.26476	0.29102	0.29102	0.010	-9.92133	20.00000	Averaged
49 Benzoic Acid	10.00000	8.40810	0.16994	0.010	15.91895	0.000e+000	Quadratic
50 1,2,4-Trichlorobenzene	0.27583	0.28501	0.28501	0.010	-3.32984	50.00000	Averaged
51 Naphthalene	0.96327	1.00299	1.00299	0.010	-4.12356	50.00000	Averaged
52 4-Chloroaniline	0.43683	0.46673	0.46673	0.010	-6.84426	50.00000	Averaged
56 Hexachlorobutadiene	0.13873	0.14376	0.14376	0.010	-3.62292	20.00000	Averaged
210 Caprolactam	0.11058	0.12452	0.12452	0.010	-12.59878	50.00000	Averaged
57 1,2,3-Trichlorobenzene	0.25261	0.26191	0.26191	0.010	-3.68364	50.00000	Averaged
59 4-Chloro-3-Methylphenol	0.29145	0.31681	0.31681	0.010	-8.70091	20.00000	Averaged
62 2-Methylnaphthalene	0.60100	0.62808	0.62808	0.010	-4.50617	50.00000	Averaged
63 1-Methylnaphthalene	0.60453	0.63504	0.63504	0.010	-5.04694	50.00000	Averaged
64 Hexachlorocyclopentadiene	5.00000	4.99167	0.29019	0.050	0.16670	0.000e+000	Quadratic
66 2,4,6-Trichlorophenol	0.35204	0.38825	0.38825	0.010	-10.28508	20.00000	Averaged
67 2,4,5-Trichlorophenol	0.37169	0.39295	0.39295	0.010	-5.71967	50.00000	Averaged
211 1,1'-Biphenyl	1.36841	1.43224	1.43224	0.010	-4.66449	50.00000	Averaged
68 1,2,3,5-Tetrachlorobenzene	0.48393	0.50133	0.50133	0.010	-3.59557	50.00000	Averaged

SEMIVOLATILE ORGANIC INSTRUMENT PERFORMANCE CHECK
DECAFLUOROTRIPHENYLPHOSPHINE (DFTPP)

Lab Name: NORTH CANTON Contract:

Lab Code: TACAN Case No.: SAS No.: SDG No.: 9H25196

Lab File ID: 1DF0910 DFTPP Injection Date: 09/10/09

Instrument ID: A4HP10 DFTPP Injection Time: 1506

m/e	ION ABUNDANCE CRITERIA	% RELATIVE ABUNDANCE
51	30.0 - 80.0% of mass 198	37.2
68	Less than 2.0% of mass 69	0.0 (0.0)1
69	Mass 69 relative abundance	41.4
70	Less than 2.0% of mass 69	0.2 (0.6)1
127	25.0 - 75.0% of mass 198	47.1
197	Less than 1.0% of mass 198	0.0
198	Base Peak, 100% relative abundance	100.0
199	5.0 to 9.0% of mass 198	6.4
275	10.0 - 30.0% of mass 198	24.5
365	Greater than 0.75% of mass 198	1.98
441	Present, but less than mass 443	8.3
442	40.0 - 110.0% of mass 198	59.1
443	15.0 - 24.0% of mass 442	11.6 (19.7)2

1-Value is % mass 69 2-Value is % mass 442

THIS CHECK APPLIES TO THE FOLLOWING SAMPLES, MS, MSD, BLANKS, AND STANDARDS:

	EPA SAMPLE NO.	LAB SAMPLE ID	LAB FILE ID	DATE ANALYZED	TIME ANALYZED
01	SSTD005	L5	1SMM0910	09/10/09	1522
02	SSTD004	L4	1SM0910	09/10/09	1542
03	SSTD003	L3	1SML0910	09/10/09	1601
04	SSTD002	L2	1SL0910	09/10/09	1621
05	SSTD001	L1	1SLL0910	09/10/09	1641
06	SSTD009	L9	1HHH0910	09/10/09	1700
07	SSTD008	L8	1SHH0910	09/10/09	1720
08	SSTD007	L7	1SH0910	09/10/09	1740
09	SSTD006	L6	1SMH0910	09/10/09	1759
10	MRC-MW14C-08	LKAPV1CL	LKAPV1CL	09/11/09	0151
11					
12					
13					
14					
15					
16					
17					
18					
19					
20					
21					
22					

TestAmerica North Canton

INITIAL CALIBRATION DATA

KMW 9/12/09

Start Cal Date : 10-SEP-2009 15:22
End Cal Date : 10-SEP-2009 17:59
Quant Method : ISTD
Origin : Disabled
Target Version : 4.14
Integrator : HP RTE
Method file : \\cansvr11\dd\chem\MSS\a4hp10.i\90910a.b\8270C-625.m
Last Edit : 10-Sep-2009 18:31 gruberj
Curve Type : Average

Calibration File Names:
Level 1: \\cansvr11\dd\chem\MSS\a4hp10.i\90910a.b\1SLL0910.D
Level 2: \\cansvr11\dd\chem\MSS\a4hp10.i\90910a.b\1SL0910.D
Level 3: \\cansvr11\dd\chem\MSS\a4hp10.i\90910a.b\1SML0910.D
Level 4: \\cansvr11\dd\chem\MSS\a4hp10.i\90910a.b\1SM0910.D
Level 5: \\cansvr11\dd\chem\MSS\a4hp10.i\90910a.b\1SMM0910.D
Level 6: \\cansvr11\dd\chem\MSS\a4hp10.i\90910a.b\1SMH0910.D
Level 7: \\cansvr11\dd\chem\MSS\a4hp10.i\90910a.b\1SH0910.D
Level 8: \\cansvr11\dd\chem\MSS\a4hp10.i\90910a.b\1SHH0910.D
Level 9: \\cansvr11\dd\chem\MSS\a4hp10.i\90910a.b\1HHH0910.D

Compound	0.05000 Level 1	0.25000 Level 2	0.50000 Level 3	1.000 Level 4	2.500 Level 5	5.000 Level 6	RRF	% RSD	
	7.500 Level 7	10.000 Level 8	12.500 Level 9						
198 1,4-Dioxane	+++++	0.72988	0.53763	0.54404	0.48198	0.51020			
	0.52566	0.53075	0.50209				0.54528	14.178	<-
7 N-Nitrosomorpholine	+++++	+++++	+++++	+++++	+++++	+++++			
	+++++	+++++	+++++				+++++	+++++	<-
8 Ethyl methanesulfonate	+++++	+++++	+++++	+++++	+++++	+++++			
	+++++	+++++	+++++				+++++	+++++	<-
9 Pyridine	+++++	1.43848	1.32731	1.34555	1.40107	1.49971			
	1.48972	1.56298	1.57522				1.45500	6.404	<-
10 N-Nitrosodimethylamine	+++++	0.79669	0.74594	0.75143	0.70862	0.76679			
	0.78038	0.78491	0.81060				0.76817	4.223	<-
11 Ethyl methacrylate	+++++	+++++	+++++	+++++	+++++	+++++			
	+++++	+++++	+++++				+++++	+++++	<-
12 3-Chloropropionitrile	+++++	0.70193	0.71469	0.71589	0.69325	0.71433			
	0.72005	0.71817	0.73808				0.71455	1.841	<-
13 Malononitrile	+++++	+++++	+++++	+++++	+++++	+++++			
	+++++	+++++	+++++				+++++	+++++	<-

SEMIVOLATILE ORGANIC INSTRUMENT PERFORMANCE CHECK
DECAFLUOROTRIPHENYLPHOSPHINE (DFTPP)

Lab Name: NORTH CANTON Contract:

Lab Code: TACAN Case No.: SAS No.: SDG No.: 9H25196

Lab File ID: 7DF0827 DFTPP Injection Date: 08/27/09

Instrument ID: A4HP7 DFTPP Injection Time: 1105

m/e	ION ABUNDANCE CRITERIA	% RELATIVE ABUNDANCE
51	30.0 - 80.0% of mass 198	51.7
68	Less than 2.0% of mass 69	0.0 (0.0)1
69	Mass 69 relative abundance	74.6
70	Less than 2.0% of mass 69	0.2 (0.3)1
127	25.0 - 75.0% of mass 198	58.0
197	Less than 1.0% of mass 198	0.0
198	Base Peak, 100% relative abundance	100.0
199	5.0 to 9.0% of mass 198	6.6
275	10.0 - 30.0% of mass 198	21.9
365	Greater than 0.75% of mass 198	2.27
441	Present, but less than mass 443	9.4
442	40.0 - 110.0% of mass 198	64.2
443	15.0 - 24.0% of mass 442	12.5 (19.5)2

1-Value is % mass 69 2-Value is % mass 442

THIS CHECK APPLIES TO THE FOLLOWING SAMPLES, MS, MSD, BLANKS, AND STANDARDS:

	EPA SAMPLE NO.	LAB SAMPLE ID	LAB FILE ID	DATE ANALYZED	TIME ANALYZED
01	SSTD006	L6	7SMH0827	08/27/09	1136
02	SSTD005	L5	7SMM0827	08/27/09	1156
03	SSTD004	L4	7SM0827	08/27/09	1216
04	SSTD003	L3	7SML0827	08/27/09	1236
05	SSTD002	L2	7SL0827	08/27/09	1256
06	SSTD001	L1	7SLL0827	08/27/09	1316
07	SSTD007	L7	7SH0827	08/27/09	1336
08	SSTD008	L8	7SHH0827	08/27/09	1356
09	SSTD009	L9	7HHH0827	08/27/09	1416
10					
11					
12					
13					
14					
15					
16					
17					
18					
19					
20					
21					
22					

TestAmerica North Canton

INITIAL CALIBRATION DATA

Start Cal Date : 27-AUG-2009 11:36
End Cal Date : 27-AUG-2009 14:16
Quant Method : ISTD
Origin : Disabled
Target Version : 4.14
Integrator : HP RTE
Method file : \\cansvr11\dd\chem\MSS\a4hp7.i\90827a.b\8270C-625.m
Last Edit : 27-Aug-2009 14:32 ulmanm
Curve Type : Average

Calibration File Names:
Level 1: \\cansvr11\dd\chem\MSS\a4hp7.i\90827a.b\7SLL0827.D
Level 2: \\cansvr11\dd\chem\MSS\a4hp7.i\90827a.b\7SL0827.D
Level 3: \\cansvr11\dd\chem\MSS\a4hp7.i\90827a.b\7SML0827.D
Level 4: \\cansvr11\dd\chem\MSS\a4hp7.i\90827a.b\7SM0827.D
Level 5: \\cansvr11\dd\chem\MSS\a4hp7.i\90827a.b\7SMM0827.D
Level 6: \\cansvr11\dd\chem\MSS\a4hp7.i\90827a.b\7SMH0827.D
Level 7: \\cansvr11\dd\chem\MSS\a4hp7.i\90827a.b\7SH0827.D
Level 8: \\cansvr11\dd\chem\MSS\a4hp7.i\90827a.b\7SHH0827.D
Level 9: \\cansvr11\dd\chem\MSS\a4hp7.i\90827a.b\7HHH0827.D

Compound	0.05000 Level 1	0.25000 Level 2	0.50000 Level 3	1.000 Level 4	2.500 Level 5	5.000 Level 6	RRF	% RSD	
	7.500 Level 7	10.000 Level 8	12.500 Level 9						
198 1,4-Dioxane	+++++	0.76941	0.76490	0.74645	0.75436	0.77683			
	0.81197	0.65072	0.64539				0.74000	8.107	<-
7 N-Nitrosomorpholine	+++++	+++++	+++++	+++++	+++++	+++++			
	+++++	+++++	+++++				+++++	+++++	<-
8 Ethyl methanesulfonate	+++++	+++++	+++++	+++++	+++++	+++++			
	+++++	+++++	+++++				+++++	+++++	<-
9 Pyridine	+++++	2.15768	2.16340	2.11704	2.10690	2.24491			
	2.43012	2.10870	2.06387				2.17408	5.363	<-
10 N-Nitrosodimethylamine	+++++	1.31995	1.20618	1.17014	1.19227	1.24896			
	1.35845	1.11050	1.10824				1.21434	7.474	<-
11 Ethyl methacrylate	+++++	2.04012	1.92584	1.87745	1.85686	1.89697			
	2.09268	1.82546	1.88974				1.92564	4.816	<-
12 3-Chloropropionitrile	+++++	1.11874	1.04963	0.95102	0.93506	0.96684			
	1.10065	0.95144	0.95179				1.00315	7.442	<-
13 Malononitrile	+++++	2.80048	2.58102	2.48928	2.37335	2.41459			
	2.70689	2.39033	2.20502				2.49512	7.753	<-

SEMIVOLATILE ORGANIC INSTRUMENT PERFORMANCE CHECK
DECAFLUOROTRIPHENYLPHOSPHINE (DFTPP)

Lab Name: NORTH CANTON Contract:

Lab Code: TACAN Case No.: SAS No.: SDG No.: 9H25196

Lab File ID: 7DF0831 DFTPP Injection Date: 08/31/09

Instrument ID: A4HP7 DFTPP Injection Time: 0754

m/e	ION ABUNDANCE CRITERIA	% RELATIVE ABUNDANCE
51	30.0 - 80.0% of mass 198	57.1
68	Less than 2.0% of mass 69	0.0 (0.0)1
69	Mass 69 relative abundance	77.8
70	Less than 2.0% of mass 69	0.3 (0.4)1
127	25.0 - 75.0% of mass 198	57.9
197	Less than 1.0% of mass 198	0.1
198	Base Peak, 100% relative abundance	100.0
199	5.0 to 9.0% of mass 198	6.6
275	10.0 - 30.0% of mass 198	22.1
365	Greater than 0.75% of mass 198	1.98
441	Present, but less than mass 443	9.0
442	40.0 - 110.0% of mass 198	62.6
443	15.0 - 24.0% of mass 442	12.1 (19.3)2

1-Value is % mass 69 2-Value is % mass 442

THIS CHECK APPLIES TO THE FOLLOWING SAMPLES, MS, MSD, BLANKS, AND STANDARDS:

	EPA SAMPLE NO.	LAB SAMPLE ID	LAB FILE ID	DATE ANALYZED	TIME ANALYZED
01	SSTD006	L6	7SMH0831	08/31/09	0814
02	LJ0NNBLK	LJ0NN1AA	LJ0NN1AA	08/31/09	1557
03	MRC-MW14B-08	LJX5T1CN	LJX5T1CN	08/31/09	1656
04	MRC-MW71B-08	LJX541CL	LJX541CL	08/31/09	1716
05	MRC-MW71A-08	LJX6A1CL	LJX6A1CL	08/31/09	1736
06	MRC-MW15A-08	LJX6G1CL	LJX6G1CL	08/31/09	1756
07	MRC-MW16A-08	LJX6K1CL	LJX6K1CL	08/31/09	1816
08					
09					
10					
11					
12					
13					
14					
15					
16					
17					
18					
19					
20					
21					
22					

TestAmerica North Canton

CONTINUING CALIBRATION COMPOUNDS

Instrument ID: a4hp7.i Injection Date: 31-AUG-2009 08:14
Lab File ID: 7SMH0831.D Init. Cal. Date(s): 27-AUG-2009 27-AUG-2009
Analysis Type: Init. Cal. Times: 11:36 14:16
Lab Sample ID: 16 Quant Type: ISTD
Method: \\cansvr11\dd\chem\MSS\a4hp7.i\90831a.b\8270C-625.m

COMPOUND	RRF / AMOUNT	RF5	CCAL RRF5	MIN RRF	%D / %DRIFT	MAX %D / %DRIFT	CURVE TYPE
142 Benzo(k)fluoranthene	1.38210	1.31411	1.31411	0.010	4.91921	50.00000	Averaged
146 Benzo(a)pyrene	1.26218	1.20029	1.20029	0.010	4.90386	20.00000	Averaged
149 Indeno(1,2,3-cd)pyrene	1.30605	1.31926	1.31926	0.010	-1.01170	50.00000	Averaged
150 Dibenz(a,h)anthracene	1.11686	1.10749	1.10749	0.010	0.83958	50.00000	Averaged
151 Benzo(g,h,i)perylene	1.09393	1.09603	1.09603	0.010	-0.19197	50.00000	Averaged
198 1,4-Dioxane	0.74000	0.75125	0.75125	0.010	-1.52038	50.00000	Averaged
$ 154 Nitrobenzene-d5	0.58341	0.49874	0.49874	0.010	14.51161	50.00000	Averaged
$ 155 2-Fluorobiphenyl	1.36775	1.25847	1.25847	0.010	7.98959	50.00000	Averaged
$ 156 Terphenyl-d14	0.93627	0.82639	0.82639	0.010	11.73598	50.00000	Averaged
$ 157 Phenol-d5	2.35581	2.21963	2.21963	0.010	5.78076	50.00000	Averaged
$ 158 2-Fluorophenol	1.57445	1.54793	1.54793	0.010	1.68400	50.00000	Averaged
$ 159 2,4,6-Tribromophenol	0.12629	0.11962	0.11962	0.010	5.27949	50.00000	Averaged
$ 186 2-Chlorophenol-d4	1.37599	1.34883	1.34883	0.010	1.97455	50.00000	Averaged
$ 187 1,2-Dichlorobenzene-d4	0.90052	0.83165	0.83165	0.010	7.64769	50.00000	Averaged
M 195 Cresols, total	3.59689	3.38820	3.38820	0.010	5.80179	50.00000	Averaged
101 Diphenylamine	0.65491	0.64002	0.64002	0.010	2.27309	50.00000	Averaged

SD

SEMIVOLATILE ORGANIC INSTRUMENT PERFORMANCE CHECK
DECAFLUOROTRIPHENYLPHOSPHINE (DFTPP)

Lab Name: NORTH CANTON Contract:

Lab Code: TACAN Case No.: SAS No.: SDG No.: 9H25196

Lab File ID: 7DF0901 DFTPP Injection Date: 09/01/09

Instrument ID: A4HP7 DFTPP Injection Time: 0828

m/e	ION ABUNDANCE CRITERIA	% RELATIVE ABUNDANCE
51	30.0 - 80.0% of mass 198	56.9
68	Less than 2.0% of mass 69	0.0 (0.0)1
69	Mass 69 relative abundance	79.4
70	Less than 2.0% of mass 69	0.4 (0.5)1
127	25.0 - 75.0% of mass 198	58.1
197	Less than 1.0% of mass 198	0.0
198	Base Peak, 100% relative abundance	100.0
199	5.0 to 9.0% of mass 198	6.9
275	10.0 - 30.0% of mass 198	21.2
365	Greater than 0.75% of mass 198	2.05
441	Present, but less than mass 443	8.0
442	40.0 - 110.0% of mass 198	54.2
443	15.0 - 24.0% of mass 442	10.6 (19.6)2

1-Value is % mass 69 2-Value is % mass 442

THIS CHECK APPLIES TO THE FOLLOWING SAMPLES, MS, MSD, BLANKS, AND STANDARDS:

	EPA SAMPLE NO.	LAB SAMPLE ID	LAB FILE ID	DATE ANALYZED	TIME ANALYZED
01	SSTD006	L6	7SMH0901	09/01/09	0845
02	LJQXMBLK	LJQXM1AA	LJQXM1AA	09/01/09	1340
03	LJQXMCHK	LJQXM1AC	LJQXM1AC	09/01/09	1359
04	LJQXMCKDUP	LJQXM1AD	LJQXM1AD	09/01/09	1419
05	MRC-MW21A-08	LJPW81CN	LJPW81CN	09/01/09	2026
06					
07					
08					
09					
10					
11					
12					
13					
14					
15					
16					
17					
18					
19					
20					
21					
22					

TestAmerica North Canton

CONTINUING CALIBRATION COMPOUNDS

Instrument ID: a4hp7.i
Lab File ID: 7SMH0901.D
Analysis Type:
Lab Sample ID: 16
Injection Date: 01-SEP-2009 08:45
Init. Cal. Date(s): 27-AUG-2009 27-AUG-2009
Init. Cal. Times: 11:36 14:16
Quant Type: ISTD
Method: \\cansvr11\dd\chem\MSS\a4hp7.i\90901a.b\8270C-625.m

COMPOUND	RRF / AMOUNT	RF5	CCAL RRF5	MIN RRF	%D / %DRIFT	MAX %D / %DRIFT	CURVE TYPE
142 Benzo(k)fluoranthene	1.38210	1.32862	1.32862	0.010	3.86968	50.00000	Averaged
146 Benzo(a)pyrene	1.26218	1.21603	1.21603	0.010	3.65651	20.00000	Averaged
149 Indeno(1,2,3-cd)pyrene	1.30605	1.42332	1.42332	0.010	-8.97937	50.00000	Averaged
150 Dibenz(a,h)anthracene	1.11686	1.20817	1.20817	0.010	-8.17515	50.00000	Averaged
151 Benzo(g,h,i)perylene	1.09393	1.19173	1.19173	0.010	-8.93986	50.00000	Averaged
198 1,4-Dioxane	0.74000	0.78353	0.78353	0.010	-5.88217	50.00000	Averaged
$ 154 Nitrobenzene-d5	0.58341	0.50876	0.50876	0.010	12.79462	50.00000	Averaged
$ 155 2-Fluorobiphenyl	1.36775	1.29181	1.29181	0.010	5.55206	50.00000	Averaged
$ 156 Terphenyl-d14	0.93627	0.82996	0.82996	0.010	11.35480	50.00000	Averaged
$ 157 Phenol-d5	2.35581	2.27729	2.27729	0.010	3.33326	50.00000	Averaged
$ 158 2-Fluorophenol	1.57445	1.60515	1.60515	0.010	-1.95011	50.00000	Averaged
$ 159 2,4,6-Tribromophenol	0.12629	0.12133	0.12133	0.010	3.92572	50.00000	Averaged
$ 186 2-Chlorophenol-d4	1.37599	1.35138	1.35138	0.010	1.78864	50.00000	Averaged
$ 187 1,2-Dichlorobenzene-d4	0.90052	0.84601	0.84601	0.010	6.05342	50.00000	Averaged
M 195 Cresols, total	3.59689	3.49487	3.49487	0.010	2.83629	50.00000	Averaged
101 Diphenylamine	0.65491	0.63133	0.63133	0.010	3.60060	50.00000	Averaged

SEMIVOLATILE ORGANIC INSTRUMENT PERFORMANCE CHECK
DECAFLUOROTRIPHENYLPHOSPHINE (DFTPP)

Lab Name: NORTH CANTON Contract:

Lab Code: TACAN Case No.: SAS No.: SDG No.: 9H25196

Lab File ID: 7DF0902 DFTPP Injection Date: 09/02/09

Instrument ID: A4HP7 DFTPP Injection Time: 1008

m/e	ION ABUNDANCE CRITERIA	% RELATIVE ABUNDANCE
51	30.0 - 80.0% of mass 198	48.4
68	Less than 2.0% of mass 69	0.0 (0.0)1
69	Mass 69 relative abundance	72.6
70	Less than 2.0% of mass 69	0.4 (0.5)1
127	25.0 - 75.0% of mass 198	52.8
197	Less than 1.0% of mass 198	0.3
198	Base Peak, 100% relative abundance	100.0
199	5.0 to 9.0% of mass 198	7.0
275	10.0 - 30.0% of mass 198	26.2
365	Greater than 0.75% of mass 198	2.78
441	Present, but less than mass 443	12.4
442	40.0 - 110.0% of mass 198	85.3
443	15.0 - 24.0% of mass 442	16.2 (19.0)2

1-Value is % mass 69 2-Value is % mass 442

THIS CHECK APPLIES TO THE FOLLOWING SAMPLES, MS, MSD, BLANKS, AND STANDARDS:

	EPA SAMPLE NO.	LAB SAMPLE ID	LAB FILE ID	DATE ANALYZED	TIME ANALYZED
01	SSTD006	L6	7SMH0902	09/02/09	1033
02	SSTD005	L5	7SMM0902	09/02/09	1053
03	SSTD004	L4	7SM0902	09/02/09	1112
04	SSTD003	L3	7SML0902	09/02/09	1132
05	SSTD002	L2	7SL0902	09/02/09	1152
06	SSTD001	L1	7SLL0902	09/02/09	1212
07	SSTD007	L7	7SH0902	09/02/09	1232
08	SSTD008	L8	7SHH0902	09/02/09	1252
09	SSTD009	L9	7HHH0902	09/02/09	1312
10	LJ0NNCHK	LJ0NN1AC	LJ0NN1AC	09/02/09	1539
11	LJ0NNCKDUP	LJ0NN1AD	LJ0NN1AD	09/02/09	1558
12	MRC-MW21B-08	LJPXQ1CL	LJPXQ1CL	09/02/09	1957
13					
14					
15					
16					
17					
18					
19					
20					
21					
22					

TestAmerica North Canton

INITIAL CALIBRATION DATA

Start Cal Date : 02-SEP-2009 10:33
End Cal Date : 02-SEP-2009 13:12
Quant Method : ISTD
Origin : Disabled
Target Version : 4.14
Integrator : HP RTE
Method file : \\cansvr11\dd\chem\MSS\a4hp7.i\90902a.b\8270C-625.m
Last Edit : 02-Sep-2009 13:43 ulmamm
Curve Type : Average

Calibration File Names:
Level 1: \\cansvr11\dd\chem\MSS\a4hp7.i\90902a.b\7SLL0902.D
Level 2: \\cansvr11\dd\chem\MSS\a4hp7.i\90902a.b\7SL0902.D
Level 3: \\cansvr11\dd\chem\MSS\a4hp7.i\90902a.b\7SML0902.D
Level 4: \\cansvr11\dd\chem\MSS\a4hp7.i\90902a.b\7SM0902.D
Level 5: \\cansvr11\dd\chem\MSS\a4hp7.i\90902a.b\7SMM0902.D
Level 6: \\cansvr11\dd\chem\MSS\a4hp7.i\90902a.b\7SMH0902.D
Level 7: \\cansvr11\dd\chem\MSS\a4hp7.i\90902a.b\7SH0902.D
Level 8: \\cansvr11\dd\chem\MSS\a4hp7.i\90902a.b\7SHH0902.D
Level 9: \\cansvr11\dd\chem\MSS\a4hp7.i\90902a.b\7HHH0902.D

Compound	0.05000 Level 1	0.25000 Level 2	0.50000 Level 3	1.000 Level 4	2.500 Level 5	5.000 Level 6	RRF	% RSD	
	7.500 Level 7	10.000 Level 8	12.500 Level 9						
198 1,4-Dioxane	+++++	0.72356	0.80498	0.74188	0.73840	0.73817			
	0.74121	0.78605	0.79771				0.75900	4.187	<-
7 N-Nitrosomorpholine	+++++	+++++	+++++	+++++	+++++	+++++			
	+++++	+++++	+++++				+++++	+++++	<-
8 Ethyl methanesulfonate	+++++	+++++	+++++	+++++	+++++	+++++			
	+++++	+++++	+++++				+++++	+++++	<-
9 Pyridine	+++++	2.11404	2.19312	2.17263	2.09378	2.15697			
	2.18101	2.25185	2.32500				2.18605	3.390	<-
10 N-Nitrosodimethylamine	+++++	1.17464	1.14972	1.14408	1.08762	1.11708			
	1.10820	1.17275	1.19797				1.14401	3.287	<-
11 Ethyl methacrylate	+++++	1.82869	1.90975	1.84491	1.80198	1.79222			
	1.85472	1.89848	1.96830				1.86238	3.198	<-
12 3-Chloropropionitrile	+++++	0.85993	0.98247	0.90389	0.88568	0.87094			
	0.90827	0.88882	0.94333				0.90541	4.439	<-
13 Malononitrile	+++++	2.41355	2.55857	2.38776	2.38428	2.31443			
	2.40220	2.28139	2.48830				2.40381	3.681	<-

SW846 8270C METHOD BLANK SUMMARY

BLANK WORKORDER NO.: LJWF11AA

Lab Name: TestAmerica Laboratories, Inc.

Lab Code: TALCAN

SDG Number: 9H25196

Lab File ID: LJWF11AA.

Lot Number: A9H270200

Date Analyzed: 09/03/09

Time Analyzed: 15:51

Matrix: WATER

Date Extracted: 08/27/09

GC Column: DB-5.625 ID: .18

Extraction Method: 3510C

Instrument ID: AG2

Level: (low/med) LOW

THIS METHOD BLANK APPLIES TO THE FOLLOWING SAMPLES, LCS, LCSD, MS , MSD:

	CLIENT ID.	SAMPLE WORK ORDER #	LAB FILE ID	DATE ANALYZED	TIME ANALYZED
01	MRC-MW82A-082609	LJWD81CL	LJWD81CL.	09/03/09	16:44
02	CHECK SAMPLE	LJWF11AC C	LJWF11AC.	09/03/09	16:09
03	DUPLICATE CHECK	LJWF11AD L	LJWF11AD.	09/07/09	13:47
04					
05					
06					
07					
08					
09					
10					
11					
12					
13					
14					
15					
16					
17					
18					
19					
20					
21					
22					
23					
24					
25					
26					
27					
28					
29					
30					

COMMENTS:

FORM IV

METHOD BLANK REPORT

GC/MS Semivolatiles

Client Lot #...: 9H25196 **Work Order #...:** LJWF11AA **Matrix.....:** WATER
MB Lot-Sample #: A9H270000-324

Prep Date.....: 08/27/09 **Final Wgt/Vol..:** 2 mL
Analysis Date..: 09/03/09 **Prep Batch #...:** 9239324
Dilution Factor: 1 **Initial Wgt/Vol:** 1000 mL

PARAMETER	RESULT	REPORTING LIMIT	UNITS	METHOD
1,4-Dioxane	ND	1.0	ug/L	SW846 8270C

SURROGATE	PERCENT RECOVERY	RECOVERY LIMITS
Nitrobenzene-d5	84	(27 - 111)
2-Fluorobiphenyl	78	(28 - 110)
Terphenyl-d14	70	(37 - 119)
Phenol-d5	44	(10 - 110)
2-Fluorophenol	57	(10 - 110)
2,4,6-Tribromophenol	66	(22 - 120)

NOTE(S):

Calculations are performed before rounding to avoid round-off errors in calculated results.

SW846 8270C METHOD BLANK SUMMARY

BLANK WORKORDER NO.: LJQXM1AA

Lab Name: TestAmerica Laboratories, Inc.

Lab Code: TALCAN

SDG Number: 9H25196

Lab File ID: LJQXM1AA.

Lot Number: A9H250196

Date Analyzed: 09/01/09

Time Analyzed: 13:40

Matrix: WATER

Date Extracted: 08/26/09

GC Column: DB-5.625 ID: .32

Extraction Method: 3510C

Instrument ID: HP7

Level: (low/med) LOW

THIS METHOD BLANK APPLIES TO THE FOLLOWING SAMPLES, LCS, LCSD, MS , MSD:

	CLIENT ID.	SAMPLE WORK ORDER #	LAB FILE ID	DATE ANALYZED	TIME ANALYZED
01	MRC-MW21A-082409	LJPW81CN	LJPW81CN.	09/01/09	20:26
02	MRC-MW21B-082409	LJPXQ1CL	LJPXQ1CL.	09/02/09	19:57
03	CHECK SAMPLE	LJQXM1AC C	LJQXM1AC.	09/01/09	13:59
04	DUPLICATE CHECK	LJQXM1AD L	LJQXM1AD.	09/01/09	14:19
05					
06					
07					
08					
09					
10					
11					
12					
13					
14					
15					
16					
17					
18					
19					
20					
21					
22					
23					
24					
25					
26					
27					
28					
29					
30					

COMMENTS:

FORM IV

METHOD BLANK REPORT

GC/MS Semivolatiles

Client Lot #...: 9H25196 **Work Order #...:** LJQXM1AA **Matrix.....:** WATER
MB Lot-Sample #: A9H260000-033

Prep Date.....: 08/26/09 **Final Wgt/Vol..:** 2 mL
Analysis Date..: 09/01/09 **Prep Batch #...:** 9238033
Dilution Factor: 1 **Initial Wgt/Vol:** 1000 mL

PARAMETER	RESULT	REPORTING LIMIT	UNITS	METHOD
1,4-Dioxane	ND	1.0	ug/L	SW846 8270C

SURROGATE	PERCENT RECOVERY	RECOVERY LIMITS
Nitrobenzene-d5	64	(27 - 111)
2-Fluorobiphenyl	60	(28 - 110)
Terphenyl-d14	66	(37 - 119)
Phenol-d5	36	(10 - 110)
2-Fluorophenol	51	(10 - 110)
2,4,6-Tribromophenol	71	(22 - 120)

NOTE(S):

Calculations are performed before rounding to avoid round-off errors in calculated results.

SW846 8270C METHOD BLANK SUMMARY

BLANK WORKORDER NO.: LJ0NN1AA

Lab Name: TestAmerica Laboratories, Inc.

Lab Code: TALCAN SDG Number: 9H25196

Lab File ID: LJ0NN1AA. Lot Number: A9H280125

Date Analyzed: 08/31/09 Time Analyzed: 15:57

Matrix: WATER Date Extracted: 08/28/09

GC Column: DB-5.625 ID: .32 Extraction Method: 3510C

Instrument ID: HP7 Level: (low/med) LOW

THIS METHOD BLANK APPLIES TO THE FOLLOWING SAMPLES, LCS, LCSD, MS , MSD:

	CLIENT ID.	SAMPLE WORK ORDER #	LAB FILE ID	DATE ANALYZED	TIME ANALYZED
01	MRC-MW14B-082709	LJX5T1CN	LJX5T1CN.	08/31/09	16:56
02	MRC-MW71B-082709	LJX541CL	LJX541CL.	08/31/09	17:16
03	MRC-MW71A-082709	LJX6A1CL	LJX6A1CL.	08/31/09	17:36
04	MRC-MW15A-082709	LJX6G1CL	LJX6G1CL.	08/31/09	17:56
05	MRC-MW16A-082709	LJX6K1CL	LJX6K1CL.	08/31/09	18:16
06	CHECK SAMPLE	LJ0NN1AC C	LJ0NN1AC.	09/02/09	15:39
07	DUPLICATE CHECK	LJ0NN1AD L	LJ0NN1AD.	09/02/09	15:58
08					
09					
10					
11					
12					
13					
14					
15					
16					
17					
18					
19					
20					
21					
22					
23					
24					
25					
26					
27					
28					
29					
30					

COMMENTS:

FORM IV

METHOD BLANK REPORT

GC/MS Semivolatiles

Client Lot #...: 9H25196 **Work Order #...:** LJ0NN1AA **Matrix.....:** WATER
MB Lot-Sample #: A9H280000-267

Prep Date.....: 08/28/09 **Final Wgt/Vol..:** 2 mL
Analysis Date..: 08/31/09 **Prep Batch #...:** 9240267
Dilution Factor: 1 **Initial Wgt/Vol:** 1000 mL

PARAMETER	RESULT	REPORTING LIMIT	UNITS	METHOD
1,4-Dioxane	ND	1.0	ug/L	SW846 8270C

SURROGATE	PERCENT RECOVERY	RECOVERY LIMITS
Nitrobenzene-d5	76	(27 - 111)
2-Fluorobiphenyl	69	(28 - 110)
Terphenyl-d14	56	(37 - 119)
Phenol-d5	42	(10 - 110)
2-Fluorophenol	59	(10 - 110)
2,4,6-Tribromophenol	73	(22 - 120)

NOTE(S):

Calculations are performed before rounding to avoid round-off errors in calculated results.

SW846 8270C METHOD BLANK SUMMARY

BLANK WORKORDER NO.: LKA221AA

Lab Name: TestAmerica Laboratories, Inc.

Lab Code: TALCAN

SDG Number: 9H25196

Lab File ID: LKA221AA.

Lot Number: A9I030309

Date Analyzed: 09/09/09

Time Analyzed: 11:04

Matrix: WATER

Date Extracted: 09/04/09

GC Column: DB-5MS ID: .18

Extraction Method: 3520C

Instrument ID: HP10

Level: (low/med) LOW

THIS METHOD BLANK APPLIES TO THE FOLLOWING SAMPLES, LCS, LCSD, MS , MSD:

	CLIENT ID.	SAMPLE WORK ORDER #	LAB FILE ID	DATE ANALYZED	TIME ANALYZED
01	MRC-MW14C-083109	LKAPV1CL	LKAPV1CL.	09/11/09	01:51
02	CHECK SAMPLE	LKA221AC C	LKA221AC.	09/09/09	11:23
03	DUPLICATE CHECK	LKA221AD L	LKA221AD.	09/09/09	11:42
04					
05					
06					
07					
08					
09					
10					
11					
12					
13					
14					
15					
16					
17					
18					
19					
20					
21					
22					
23					
24					
25					
26					
27					
28					
29					
30					

COMMENTS:

FORM IV

METHOD BLANK REPORT

GC/MS Semivolatiles

Client Lot #...: 9H25196 **Work Order #...:** LKA221AA **Matrix.....:** WATER
MB Lot-Sample #: A9I040000-031

Prep Date.....: 09/04/09 **Final Wgt/Vol..:** 2 mL
Analysis Date..: 09/09/09 **Prep Batch #...:** 9247031
Dilution Factor: 1 **Initial Wgt/Vol:** 1000 mL

PARAMETER	RESULT	REPORTING LIMIT	UNITS	METHOD
1,4-Dioxane	ND	1.0	ug/L	SW846 8270C

SURROGATE	PERCENT RECOVERY	RECOVERY LIMITS
Nitrobenzene-d5	76	(27 - 111)
2-Fluorobiphenyl	68	(28 - 110)
Terphenyl-d14	85	(37 - 119)
Phenol-d5	70	(10 - 110)
2-Fluorophenol	73	(10 - 110)
2,4,6-Tribromophenol	68	(22 - 120)

NOTE(S):

Calculations are performed before rounding to avoid round-off errors in calculated results.

TestAmerica North Canton

INITIAL CALIBRATION DATA

Start Cal Date : 31-AUG-2009 09:37
End Cal Date : 01-SEP-2009 12:18
Quant Method : ESTD
Origin : Disabled
Target Version : 4.14
Integrator : Falcon
Method file : \\cansvr11\dd\chem\GCV\zpid.i\z90901.b\RSK_C_02.m
Last Edit : 02-Sep-2009 08:06 fausnigb
Curve Type : Average

Calibration File Names:
Level 1: \\cansvr11\dd\chem\GCV\zpid.i\z90901.b\ZF090102.D
Level 2: \\cansvr11\dd\chem\GCV\zpid.i\z90901.b\ZF090103.D
Level 3: \\cansvr11\dd\chem\GCV\zpid.i\z90901.b\ZF090104.D
Level 4: \\cansvr11\dd\chem\GCV\zpid.i\z90901.b\ZF090105.D
Level 5: \\cansvr11\dd\chem\GCV\zpid.i\z90901.b\ZF090106.D
Level 6: \\cansvr11\dd\chem\GCV\zpid.i\z90901.b\ZF090107.D
Level 7: \\cansvr11\dd\chem\GCV\zpid.i\z90901.b\ZF090108.D

Compound	0.50000 Level 1	1.000 Level 2	20.000 Level 3	100.000 Level 4	200.000 Level 5	400.000 Level 6	RRF	%RSD
	1500.000 Level 7							
1 Methane	10792	10815	14085	14213	14889	14648		
	13839						13326	13.193
2 Ethene	24483	27137	35033	34953	37328	35458		
	32979						32482	14.751
3 Ethane	26923	30687	40330	40073	43034	41823		
	39591						37494	16.391
4 Acetylene	12416	13729	15136	14830	15998	13283		
	11780						13881	10.964

Report Date: 02-Sep-2009 11:52

TestAmerica North Canton

CONTINUING CALIBRATION COMPOUNDS

Instrument ID: zpid.i Injection Date: 02-SEP-2009 11:30
Lab File ID: ZF090140.D Init. Cal. Date(s): 31-AUG-2009 01-SEP-2009
Analysis Type: WATER Init. Cal. Times: 09:37 12:18
Lab Sample ID: 3714 Quant Type: ESTD
Method: \\cansvr11\dd\chem\GCV\zpid.i\z90901.b\RSK_C_02.m

COMPOUND	RRF / AMOUNT	RF100	MIN RRF	%D / %DRIFT	MAX %D / %DRIFT	CURVE TYPE
1 Methane	13326	14040	0.010	-5.35643	30.00000	Averaged
2 Ethene	32482	34709	0.010	-6.85619	30.00000	Averaged
3 Ethane	37494	39869	0.010	-6.33336	30.00000	Averaged
4 Acetylene	13881	15876	0.010	-14.36917	30.00000	Averaged

TestAmerica North Canton

CONTINUING CALIBRATION COMPOUNDS

Instrument ID: zpid.i Injection Date: 09-SEP-2009 14:46
Lab File ID: ZF090902.D Init. Cal. Date(s): 31-AUG-2009 01-SEP-2009
Analysis Type: WATER Init. Cal. Times: 09:37 12:18
Lab Sample ID: 3714 Quant Type: ESTD
Method: \\cansvr11\dd\chem\GCV\zpid.i\z90909.b\RSK_C_02.m

COMPOUND	RRF / AMOUNT	RF100	MIN RRF	%D / %DRIFT	MAX %D / %DRIFT	CURVE TYPE
1 Methane	13326	12450	0.010	6.57179	30.00000	Averaged
2 Ethene	32482	32126	0.010	1.09453	30.00000	Averaged
3 Ethane	37494	37137	0.010	0.95288	30.00000	Averaged
4 Acetylene	13881	13549	0.010	2.39340	30.00000	Averaged

RSK SOP-175 METHOD BLANK SUMMARY

BLANK WORKORDER NO.: LJ6QF1AA

Lab Name: TestAmerica Laboratories, Inc.

Lab Code: TALCAN

SDG Number:9H25196

Lab File ID: ZF090115.

Lot Number: A9H250196

Date Analyzed: 09/01/09

Time Analyzed: 14:48

Matrix: WATER

Date Extracted:09/01/09

GC Column: HAYSEP D ID: .32

Extraction Method: RSKSOP-175

Instrument ID: Z

Level:(low/med) LOW

THIS METHOD BLANK APPLIES TO THE FOLLOWING SAMPLES, LCS, LCSD, MS , MSD:

	CLIENT ID.	SAMPLE WORK ORDER #	LAB FILE ID	DATE ANALYZED	TIME ANALYZED
01	MRC-MW21A-082409	LJPW81CM	ZF090119.	09/01/09	17:47
02	MRC-MW27B-082409	LJPXM1CN	ZF090120.	09/01/09	18:01
03	CHECK SAMPLE	LJ6QF1AC C	ZF090114.	09/01/09	13:52
04	DUPLICATE CHECK	LJ6QF1AD L	ZF090116.	09/01/09	15:02
05					
06					
07					
08					
09					
10					
11					
12					
13					
14					
15					
16					
17					
18					
19					
20					
21					
22					
23					
24					
25					
26					
27					
28					
29					
30					

COMMENTS:

FORM IV

RSK SOP-175 METHOD BLANK SUMMARY

BLANK WORKORDER NO.: LJ6QF1AA

Lab Name: TestAmerica Laboratories, Inc.

Lab Code: TALCAN

SDG Number:9H25196

Lab File ID: ZF090115.

Lot Number: A9H260250

Date Analyzed: 09/01/09

Time Analyzed: 14:48

Matrix: WATER

Date Extracted:09/01/09

GC Column: HAYSEP D ID: .32

Extraction Method: RSKSOP-175

Instrument ID: Z

Level:(low/med) LOW

THIS METHOD BLANK APPLIES TO THE FOLLOWING SAMPLES, LCS, LCSD, MS , MSD:

	CLIENT ID.	SAMPLE WORK ORDER #	LAB FILE ID	DATE ANALYZED	TIME ANALYZED
01	MRC-MW34B-082509	LJTCV1CL	ZF090130.	09/01/09	20:25
02	MRC-MW34A-082509	LJTDX1CL	ZF090131.	09/01/09	20:39
03	CHECK SAMPLE	LJ6QF1AC C	ZF090114.	09/01/09	13:52
04	DUPLICATE CHECK	LJ6QF1AD L	ZF090116.	09/01/09	15:02
05					
06					
07					
08					
09					
10					
11					
12					
13					
14					
15					
16					
17					
18					
19					
20					
21					
22					
23					
24					
25					
26					
27					
28					
29					
30					

COMMENTS:

FORM IV

METHOD BLANK REPORT

GC Volatiles

Client Lot #...: 9H25196
MB Lot-Sample #: A9H270000-116

Work Order #...: LJ6QF1AA

Matrix.....: WATER

Analysis Date..: 09/01/09
Dilution Factor: 1

Prep Date.....: 09/01/09
Prep Batch #...: 9239116
Initial Wgt/Vol: mL

Final Wgt/Vol..: 0 mL

PARAMETER	RESULT	REPORTING LIMIT	UNITS	METHOD
Methane	ND	0.50	ug/L	RSK SOP-175
Ethane	ND	0.50	ug/L	RSK SOP-175
Ethene	ND	0.50	ug/L	RSK SOP-175

NOTE(S):

Calculations are performed before rounding to avoid round-off errors in calculated results.

RSK SOP-175 METHOD BLANK SUMMARY

BLANK WORKORDER NO.: LKJG31AA

Lab Name: TestAmerica Laboratories, Inc.

Lab Code: TALCAN

SDG Number:9H25196

Lab File ID: ZF090905.

Lot Number: A9H270200

Date Analyzed: 09/09/09

Time Analyzed: 15:29

Matrix: WATER

Date Extracted:09/09/09

GC Column: HAYSEP D ID: .32

Extraction Method: RSKSOP-175

Instrument ID: Z

Level:(low/med) LOW

THIS METHOD BLANK APPLIES TO THE FOLLOWING SAMPLES, LCS, LCSD, MS , MSD:

	CLIENT ID.	SAMPLE WORK ORDER #	LAB FILE ID	DATE ANALYZED	TIME ANALYZED
01	MRC-MW36A-082609	LJWD41CM	ZF090906.	09/09/09	15:44
02	CHECK SAMPLE	LKJG31AC C	ZF090904.	09/09/09	15:15
03	DUPLICATE CHECK	LKJG31AD L	ZF090916.	09/09/09	18:07
04					
05					
06					
07					
08					
09					
10					
11					
12					
13					
14					
15					
16					
17					
18					
19					
20					
21					
22					
23					
24					
25					
26					
27					
28					
29					
30					

COMMENTS:

FORM IV

METHOD BLANK REPORT

GC Volatiles

Client Lot #...: 9H25196
MB Lot-Sample #: A9I100000-068

Work Order #...: LKJG31AA
Prep Date.....: 09/09/09
Prep Batch #...: 9253068
Initial Wgt/Vol: 1 mL

Matrix.....: WATER
Final Wgt/Vol..: 1 mL

Analysis Date..: 09/09/09
Dilution Factor: 1

PARAMETER	RESULT	REPORTING LIMIT	UNITS	METHOD
Methane	ND	0.50	ug/L	RSK SOP-175
Ethane	ND	0.50	ug/L	RSK SOP-175
Ethene	ND	0.50	ug/L	RSK SOP-175

NOTE(S):

Calculations are performed before rounding to avoid round-off errors in calculated results.

RSK SOP-175 METHOD BLANK SUMMARY

BLANK WORKORDER NO.: LJ8TC1AA

Lab Name: TestAmerica Laboratories, Inc.

Lab Code: TALCAN

SDG Number:9H25196

Lab File ID: ZF090147.

Lot Number: A9H280125

Date Analyzed: 09/02/09

Time Analyzed: 13:29

Matrix: WATER

Date Extracted:09/02/09

GC Column: HAYSEP D ID: .32

Extraction Method: RSKSOP-175

Instrument ID: Z

Level:(low/med) LOW

THIS METHOD BLANK APPLIES TO THE FOLLOWING SAMPLES, LCS, LCSD, MS , MSD:

	CLIENT ID.	SAMPLE WORK ORDER #	LAB FILE ID	DATE ANALYZED	TIME ANALYZED
01	INTRA-LAB QC	LJVW51A4	ZF090163.	09/02/09	22:47
02	LAB MS/MSD	LJVW51A5 S	ZF090164.	09/02/09	23:01
03	LAB MS/MSD	LJVW51A6 D	ZF090165.	09/02/09	23:15
04	MRC-MW14B-082709	LJX5T1CM	ZF090148.	09/02/09	13:44
05	MRC-MW37A-082709	LJX581CN	ZF090149.	09/02/09	13:58
06	INTRA-LAB QC	LJ1A31A1	ZF090150.	09/02/09	14:12
07	LAB MS/MSD	LJ1A31A2 S	ZF090151.	09/02/09	14:27
08	LAB MS/MSD	LJ1A31A3 D	ZF090152.	09/02/09	14:41
09	CHECK SAMPLE	LJ8TC1AC C	ZF090159.	09/02/09	21:49
10					
11					
12					
13					
14					
15					
16					
17					
18					
19					
20					
21					
22					
23					
24					
25					
26					
27					
28					
29					
30					

COMMENTS:

FORM IV

RSK SOP-175 METHOD BLANK SUMMARY

BLANK WORKORDER NO.: LJ8TC1AA

Lab Name: TestAmerica Laboratories, Inc.

Lab Code: TALCAN

SDG Number:9H25196

Lab File ID: ZF090147.

Lot Number: A9H270200

Date Analyzed: 09/02/09

Time Analyzed: 13:29

Matrix: WATER

Date Extracted:09/02/09

GC Column: HAYSEP D ID: .32

Extraction Method: RSKSOP-175

Instrument ID: Z

Level:(low/med) LOW

THIS METHOD BLANK APPLIES TO THE FOLLOWING SAMPLES, LCS, LCSD, MS , MSD:

	CLIENT ID.	SAMPLE WORK ORDER #	LAB FILE ID	DATE ANALYZED	TIME ANALYZED
01	INTRA-LAB QC	LJVW51A4	ZF090163.	09/02/09	22:47
02	LAB MS/MSD	LJVW51A5 S	ZF090164.	09/02/09	23:01
03	LAB MS/MSD	LJVW51A6 D	ZF090165.	09/02/09	23:15
04	MRC-MW27A-082609	LJWDQ1CM	ZF090145.	09/02/09	12:42
05	INTRA-LAB QC	LJ1A31A1	ZF090150.	09/02/09	14:12
06	LAB MS/MSD	LJ1A31A2 S	ZF090151.	09/02/09	14:27
07	LAB MS/MSD	LJ1A31A3 D	ZF090152.	09/02/09	14:41
08	CHECK SAMPLE	LJ8TC1AC C	ZF090159.	09/02/09	21:49
09					
10					
11					
12					
13					
14					
15					
16					
17					
18					
19					
20					
21					
22					
23					
24					
25					
26					
27					
28					
29					
30					

COMMENTS:

FORM IV

METHOD BLANK REPORT

GC Volatiles

Client Lot #...: 9H25196
MB Lot-Sample #: A9I030000-061

Work Order #...: LJ8TC1AA

Matrix.....: WATER

Prep Date.....: 09/02/09
Prep Batch #...: 9246061
Initial Wgt/Vol: 1 mL

Final Wgt/Vol..: 1 mL

Analysis Date..: 09/02/09
Dilution Factor: 1

PARAMETER	RESULT	REPORTING LIMIT	UNITS	METHOD
Methane	ND	0.50	ug/L	RSK SOP-175
Ethane	ND	0.50	ug/L	RSK SOP-175
Ethene	ND	0.50	ug/L	RSK SOP-175

NOTE(S):

Calculations are performed before rounding to avoid round-off errors in calculated results.

Data File: \\cansvr11\dd\chem\MSV\a3ux15.i\C90721B-IC.b\UXC4109.D
Report Date: 22-Jul-2009 10:11

Std. Volatile Fraction

	Compounds	QUANT SIG MASS	RT	EXP RT	REL RT	RESPONSE	AMOUNTS CAL-AMT (ng)	ON-COL (ng)
80	1,3-Dichlorobenzene	146	11.169	11.169	(0.995)	4768774	200.000	209.89
81	1,4-Dichlorobenzene	146	11.252	11.252	(1.002)	4882544	200.000	212.80
82	n-Butylbenzene	91	11.536	11.536	(1.027)	7354257	200.000	228.61
83	1,2-Dichlorobenzene	146	11.560	11.560	(1.030)	4620265	200.000	210.24
84	1,2-Dibromo-3-chloropropane	157	12.224	12.224	(1.089)	394389	200.000	243.17
85	1,2,4-Trichlorobenzene	180	12.900	12.900	(1.149)	3400710	200.000	208.50
86	Hexachlorobutadiene	225	13.043	13.043	(1.162)	1291479	200.000	200.62
87	Naphthalene	128	13.102	13.102	(1.167)	7766503	200.000	226.00
88	1,2,3-Trichlorobenzene	180	13.303	13.303	(1.185)	2963880	200.000	205.39
98	Cyclohexane	56	5.868	5.868	(0.898)	4641486	200.000	218.71
143	Methyl Acetate	43	3.330	3.330	(0.510)	3299872	400.000	407.64
144	Methylcyclohexane	83	7.054	7.054	(1.080)	3720325	200.000	221.67
141	1,3,5-Trichlorobenzene	180	12.390	12.390	(1.103)	3713326	200.000	207.93
152	Vinyl Acetate-86	86	4.623	4.623	(0.708)	289677	200.000	233.20

Data File: \\cansvr11\dd\chem\MSV\a3ux15.i\C90903A.b\UXC5116A.D
Report Date: 07-Sep-2009 12:58

TestAmerica North Canton

VOLATILE REPORT SW-846 Method 8260A/B

Sample data Volatile Fraction

Data file : \\cansvr11\dd\chem\MSV\a3ux15.i\C90903A.b\UXC5116A.D
Lab Smp Id: LJX581AM Client Smp ID: MRC-MW37A-082709
Inj Date : 03-SEP-2009 20:31
Operator : 43582 Inst ID: a3ux15.i
Smp Info : LJX581AM,0.2ML/5ML
Misc Info : C90903A,8260LLUX15,,43582
Comment :
Method : \\cansvr11\dd\chem\MSV\a3ux15.i\C90903A.b\8260LLUX15.m
Meth Date : 03-Sep-2009 10:25 a3ux15.i Quant Type: ISTD
Cal Date : 21-JUL-2009 17:24 Cal File: UXC4118.D
Als bottle: 30
Dil Factor: 1.00000
Integrator: HP RTE Compound Sublist: 4-8260+IX.sub
Target Version: 4.14
Processing Host: CANSVR11

Concentration Formula: Amt * DF * 1/Vo * CpndVariable

Name	Value	Description
DF	1.000	Dilution Factor
Vo	0.20000	Sample volume
Va	100.000	Injection Volume
Cpnd Variable		Local Compound Variable

Compounds	QUANT SIG MASS	RT	EXP RT	REL RT	RESPONSE	CONCENTRATIONS ON-COLUMN (ng)	FINAL (ug/L)
* 1 Fluorobenzene	96	6.532	6.532	(1.000)	1470435	50.0000	
* 2 Chlorobenzene-d5	117	9.260	9.260	(1.000)	1089316	50.0000	
* 3 1,4-Dichlorobenzene-d4	152	11.228	11.228	(1.000)	496561	50.0000	
$ 4 Dibromofluoromethane	113	5.844	5.845	(0.895)	292985	47.6920	238.46
$ 5 1,2-Dichloroethane-d4	65	6.188	6.188	(0.947)	348178	47.8813	239.41
$ 6 Toluene-d8	98	8.014	8.015	(0.866)	1046961	44.6656	223.33
$ 7 Bromofluorobenzene	95	10.256	10.256	(1.108)	314845	37.8640	189.32
8 Dichlorodifluoromethane	85	Compound Not Detected.					
9 Chloromethane	50	Compound Not Detected.					
10 Vinyl Chloride	62	Compound Not Detected.					
11 Bromomethane	94	Compound Not Detected.					
12 Chloroethane	64	Compound Not Detected.					
13 Trichlorofluoromethane	101	Compound Not Detected.					
15 Acrolein	56	Compound Not Detected.					
16 Acetone	43	Compound Not Detected.					
17 1,1-Dichloroethene	96	Compound Not Detected.					
18 Freon-113	151	Compound Not Detected.					
19 Iodomethane	142	Compound Not Detected.					
20 Carbon Disulfide	76	Compound Not Detected.					
21 Methylene Chloride	84	3.449	3.449	(0.528)	19836	2.85528	14.276

Data File: \\cansvr11\dd\chem\MSV\a3ux15.i\C90903A.b\UXC5116A.D
Report Date: 07-Sep-2009 12:58

Compounds	QUANT SIG MASS	RT	EXP RT	REL RT	RESPONSE	CONCENTRATIONS ON-COLUMN (ng)	CONCENTRATIONS FINAL (ug/L)
78 sec-Butylbenzene	105	Compound Not Detected.					
79 4-Isopropyltoluene	119	Compound Not Detected.					
80 1,3-Dichlorobenzene	146	Compound Not Detected.					
81 1,4-Dichlorobenzene	146	Compound Not Detected.					
82 n-Butylbenzene	91	Compound Not Detected.					
83 1,2-Dichlorobenzene	146	Compound Not Detected.					
84 1,2-Dibromo-3-chloropropane	157	Compound Not Detected.					
85 1,2,4-Trichlorobenzene	180	Compound Not Detected.					
86 Hexachlorobutadiene	225	Compound Not Detected.					
87 Naphthalene	128	Compound Not Detected.					
88 1,2,3-Trichlorobenzene	180	Compound Not Detected.					
14 Dichlorofluoromethane	67	Compound Not Detected.					
89 Ethyl Ether	59	Compound Not Detected.					
91 3-Chloropropene	76	Compound Not Detected.					
92 Isopropyl Ether	87	Compound Not Detected.					
93 2-Chloro-1,3-butadiene	53	Compound Not Detected.					
94 Propionitrile	54	Compound Not Detected.					
95 Ethyl Acetate	43	Compound Not Detected.					
96 Methacrylonitrile	41	Compound Not Detected.					
97 Isobutanol	41	Compound Not Detected.					
99 n-Butanol	56	Compound Not Detected.					
100 Methyl Methacrylate	41	Compound Not Detected.					
101 2-Nitropropane	41	Compound Not Detected.					
98 Cyclohexane	56	Compound Not Detected.					
143 Methyl Acetate	43	Compound Not Detected.					
144 Methylcyclohexane	83	Compound Not Detected.					
141 1,3,5-Trichlorobenzene	180	Compound Not Detected.					
146 2-Methylnaphthalene	142	Compound Not Detected.					
152 Vinyl Acetate-86	86	Compound Not Detected.					
155 tert-Butyl Ethyl Ether	59	Compound Not Detected.					
156 tert-Amyl Methyl Ether	73	Compound Not Detected.					
157 1,2,3-Trimethylbezene	105	Compound Not Detected.					

Sample Volatile Fraction
MRC-MW37A-082709

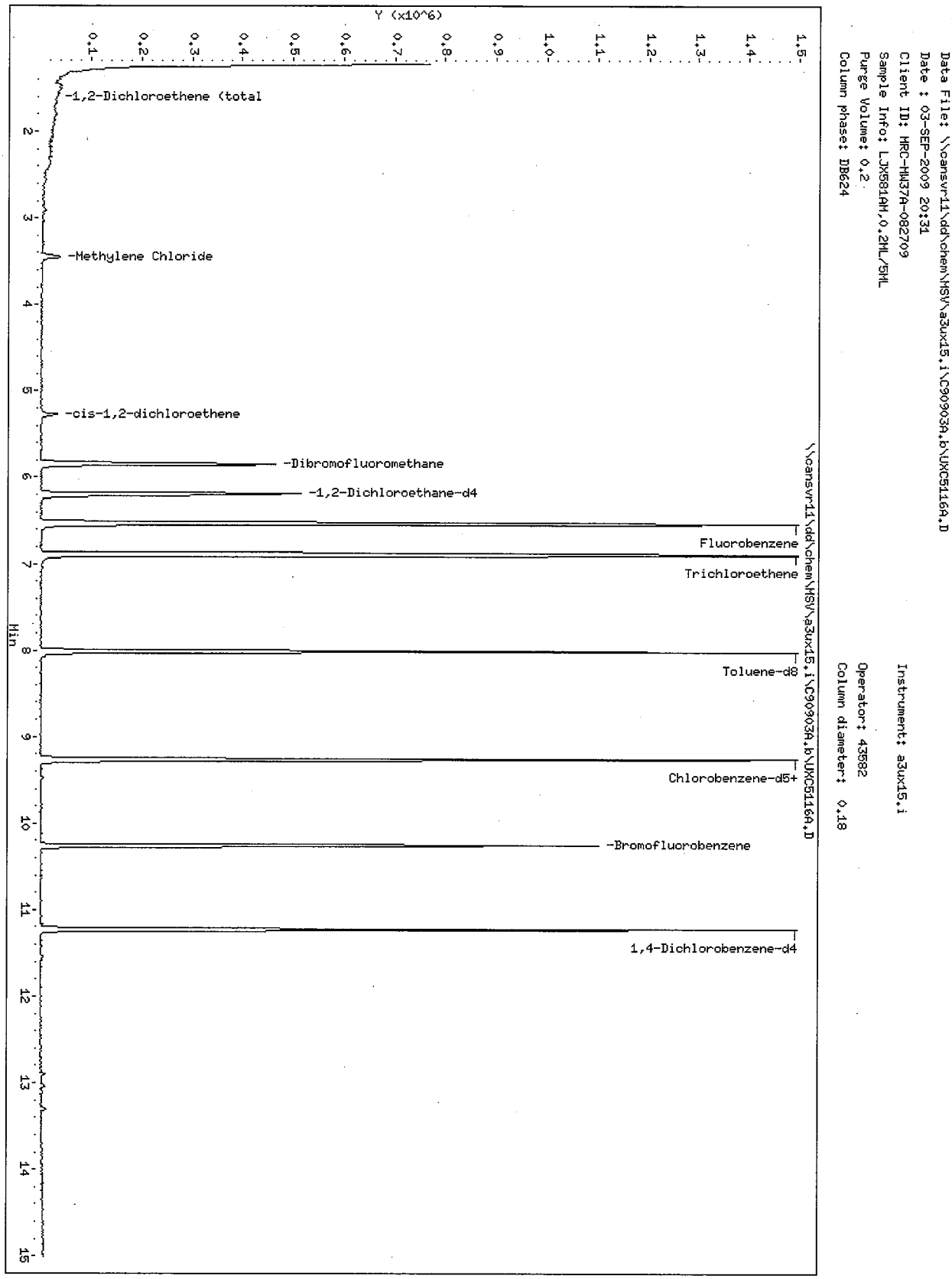
Data File: \\cansvr11\dd\chem\MSV\a3ux15.i\C90903A.b\UXC5116A.D
Date : 03-SEP-2009 20:31
Client ID: MRC-MW37A-082709
Sample Info: LJX581AM,0.2ML/5ML
Purge Volume: 0.2
Column phase: DB624
Instrument: a3ux15.i
Operator: 43582
Column diameter: 0.18
Y (x10^6)
-1,2-Dichloroethene (total
-Methylene Chloride
-cis-1,2-dichloroethene
-Dibromofluoromethane
-1,2-Dichloroethane-d4
Fluorobenzene
Trichloroethene
Toluene-d8
Chlorobenzene-d5+
-Bromofluorobenzene
1,4-Dichlorobenzene-d4
\\cansvr11\dd\chem\MSV\a3ux15.i\C90903A.b\UXC5116A.D
Min

Data File: \\cansvr11\dd\chem\MSV\a3ux15.i\C90903A.b\UXC5116A.D

Date : 03-SEP-2009 20:31

Client ID: MRC-MW37A-082709

Instrument: a3ux15.i

Sample Info: LJX581AM,0.2ML/5ML

Purge Volume: 0.2

Operator: 43582

Column phase: DB624

Column diameter: 0.18

Library Search Compound Match	CAS Number	Library	Entry	Quality	Formula	Weight
Benzene, 1,2,3-trichloro-	87-61-6	NBS75K.l	17544	90	C6H3Cl3	180
Benzene, 1,2,4-trichloro-	120-82-1	NBS75K.l	68702	90	C6H3Cl3	180
Benzene, 1,3,5-trichloro-	108-70-3	NBS75K.l	17545	83	C6H3Cl3	180

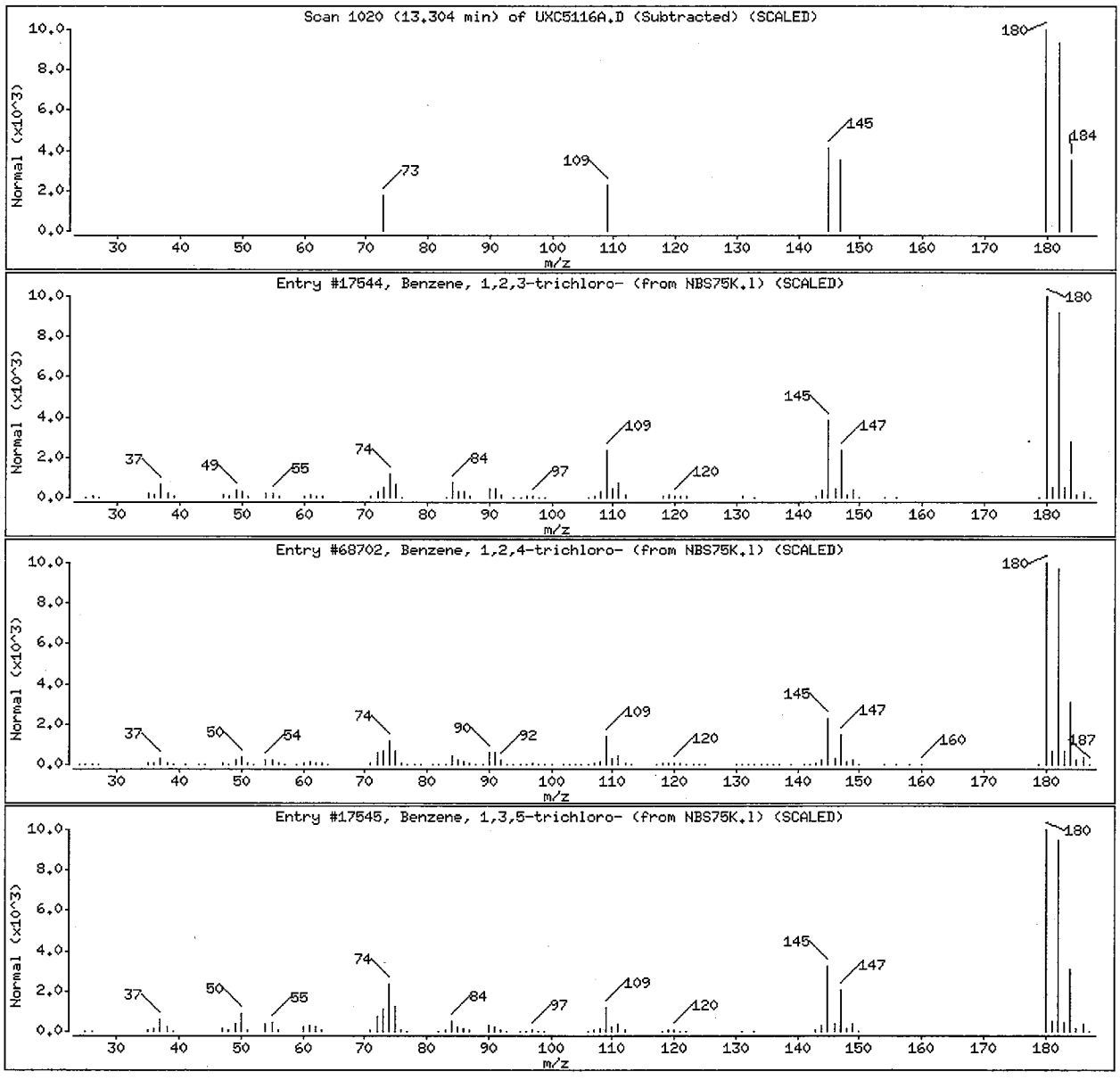

Tetra Tech NUS **INTERNAL CORRESPONDENCE**

TO: **A. APANAVAGE** **DATE: October 5, 2009**

FROM: **MEGAN CARSON** **COPIES:** **DV FILE**

SUBJECT: **INORGANIC DATA VALIDATION – TOTAL AND DISSOLVED METALS, AMMONIA-N, ALKALINITY, CHLORIDE, DISSOLVED ORGANIC CARBON, NITRATE-N, NITRITE-N, ORTHPHOSPHATE-P, SULFATE, TOTAL DISSOLVED SOLIDS**
LOCKHEED MARTIN-MRC
SAMPLE DELIVERY GROUP (SDG) –9H25196

SAMPLES: 16/Water/

MRC-MW14B-082709	MRC-MW14C-083109	MRC-MW15A-082709
MRC-MW16A-082709	MRC-MW21A-082409	MRC-MW21B-082409
MRC-MW27A-082609	MRC-MW27B-082409	MRC-MW34A-082509
MRC-MW34B-082509	MRC-MW36A-082609	MRC-MW37A-082709
MRC-MW37B-08	MRC-MW71A-082709	MRC-MW71B-082709
MRC-MW82A-082609		

Overview

The sample set for Lockheed Martin- MRC, SDG 9H25196, consists of sixteen (16) water environmental samples.

Samples were analyzed for total and dissolved metals. Samples MRC-MW14B-082709, MRC-MW21A-082409, MRC-MW27A-082609, MRC-MW27B-082409, MRC-MW34A-082509, MRC-MW34B-082509, MRC-MW36A-082609, and MRC-MW37A-082709 were also analyzed for ammonia-N, alkalinity, chloride, dissolved organic carbon, nitrate-N, nitrite-N, orthophosphate-P, sulfate, and dissolved solids. Samples MRC-MW14B-082709, MRC-MW21A-082409, MRC-MW27A-082609, MRC-MW36A-082609, MRC-MW27B-082409, MRC-MW34A-082509, MRC-MW34B-082509, and MRC-MW37A-082709 were analyzed for total potassium. The samples were collected by Tetra Tech NUS on August 24th, 25th, 26th, 27th, 28th, 31st, 2009 and analyzed by TestAmerica Laboratories under Naval Facilities Service Engineering Center (NFESC) Quality Assurance / Quality Control (QA/QC) criteria using USEPA SW 846 methods 6020, 7470A, 9060 and MCAWW 160.3, 310.1, 350.3, 300.0A, 160.1.

The findings offered in this report are based upon a general review of all available data. The data review was based on data completeness, holding times, initial and continuing calibration verification results, laboratory method / preparation blank results, and detection limits.

Areas of concern with respect to data quality are listed below.

Major Problems

- None.

Minor Problems

- The following contaminants were detected in the laboratory method blanks for total and dissolved metals at the following maximum concentrations:

Analyte	Maximum Concentration	Action Level
Antimony [2]	0.2ug/L	1.0 ug/L
Antimony [4]	0.061ug/L	0.305 ug/L
Antimony [6]	0.11ug/L	0.55 ug/L
Beryllium [4]	0.085 ug/L	0.425 ug/L
Beryllium [6]	0.075 ug/L	0.375 ug/L
Cadmium [2]	0.059 ug/L	0.295 ug/L
Cadmium [4]	0.095 ug/L	0.475 ug/L
Cadmium [6]	0.098 ug/L	0.49 ug/L
Cobalt [2]	0.059 ug/L	0.29 ug/L
Cobalt [4]	0.082 ug/L	0.41 ug/L
Cobalt [6]	0.095 ug/L	0.475 ug/L
Iron [4]	24.7 ug/L	123.5 ug/L
Lead [2]	0.078 ug/L	0.39 ug/L
Lead [4]	0.071 ug/L	0.35 ug/L
Lead [6]	0.069 ug/L	0.345 ug/L
Manganese [2]	0.47 ug/L	2.35 ug/L
Manganese [4]	1.3 ug/L	6.5 ug/L
Manganese [5]	0.84 ug/L	4.2 ug/L
Manganese [6]	0.99 ug/L	4.95 ug/L
Molybdenum [2]	0.44 ug/L	2.2 ug/L
Molybdenum [4]	0.31 ug/L	1.55 ug/L
Molybdenum [6]	0.24 ug/L	1.20 ug/L
Potassium [3]	20.6 ug/L	103.0 ug/L
Potassium [4]	40.2 ug/L	201.0 ug/L
Selenium [6]	0.33 ug/L	1.65 ug/L
Silver [2]	0.043 ug/L	0.215 ug/L
Silver [4]	0.074 ug/L	0.375 ug/L
Silver [6]	0.082 ug/L	0.41 ug/L
Thallium [2]	0.21 ug/L	1.05 ug/L
Thallium [4]	0.20 ug/L	1.0 ug/L
Thallium [6]	0.24 ug/L	1.3 ug/L
Mercury [1]	0.1 ug/L	0.5 ug/L

[1] Method blanks analyzed on 9/10/09 affecting sample MRC-MW14C-083109 (total and dissolved) only.

[2] Method blanks analyzed on 8/31/09 affecting total and dissolved samples: MRC-MW21A-082409, MRC-MW27B-082409, and MRC-MW21B-082409.

[3] Method blanks analyzed on 9/3/09 affecting total samples: MRC-MW14B-082709, MRC-MW21A-082409, MRC-MW27A-082609, MRC-MW27B-082409, MRC-MW34A-082509, MRC-MW34B-082509, MRC-MW37A-082709, and MRC-MW36A-082609.

[4] Method blanks analyzed on 9/4/09 affecting total and dissolved samples: MRC-MW34B-082509, MRC-MW34A-082509, MRC-MW27A-082609, MRC-MW82A-082609, MRC-MW36A-082609, MRC-MW14B-082709, MRC-MW71B-082709, MRC-MW37A-082709, MRC-MW71A-082709, MRC-MW15A-082709, MRC-MW16A-082709, and MRC-MW37B-08.

[5] Method blanks analyzed on 9/8/09 affecting total sample: MRC-MW27A-082609.

[6] Method blanks analyzed on 9/16/09 affected total and dissolved sample: MRC-MW14C-083109.

An action level of 5X the maximum contaminant level has been used to evaluate sample data for blank contamination. Sample aliquot and dilution factors, if applicable, were taken into consideration when evaluating for blank contamination. Positive results less than the blank action level reported were qualified "B" as a result of laboratory blank contamination.

- The following contaminants were detected in the laboratory metals preparation blanks at the following maximum concentrations:

Analyte	Maximum Concentration	Action Level
Antimony [1]	0.065ug/L	0.32 ug/L
Antimony [2]	0.10ug/L	0.50 ug/L
Barium [1]	0.60 ug/L	3.0 ug/L
Barium [2]	0.96 ug/L	4.8 ug/L
Barium [3]	0.60 ug/L	3.0 ug/L
Barium [4]	0.89 ug/L	4.45 ug/L
Barium [5]	0.42 ug/L	2.1 ug/L
Chromium [1]	0.082 ug/L	0.41 ug/L
Chromium [2]	0.53 ug/L	2.65 ug/L
Chromium [3]	0.37 ug/L	1.85 ug/L
Chromium [4]	0.52 ug/L	2.60 ug/L
Chromium [5]	0.25 ug/L	1.25 ug/L
Copper [1]	0.43 ug/L	2.15 ug/L
Copper [2]	0.80 ug/L	4.0 ug/L
Copper [3]	0.39 ug/L	1.95 ug/L
Copper [4]	0.81 ug/L	4.05 ug/L
Copper [5]	0.43 ug/L	2.15 ug/L
Iron [1]	29.2 ug/L	146.0 ug/L
Iron [2]	24.7 ug/L	123.5 ug/L
Iron [3]	26.2 ug/L	131.0 ug/L
Iron [4]	29.8 ug/L	149.0 ug/L
Iron [5]	25.9 ug/L	129.5 ug/L
Lead [1]	0.056 ug/L	0.28 ug/L
Lead [2]	0.068 ug/L	0.34 ug/L
Lead [3]	0.28 ug/L	1.4 ug/L
Lead [4]	0.062 ug/L	0.31 ug/L
Manganese [1]	0.54 ug/L	2.7 ug/L
Manganese [2]	0.80 ug/L	4.0 ug/L
Manganese [3]	0.70 ug/L	3.5 ug/L
Manganese [4]	0.81 ug/L	4.05 ug/L
Manganese [5]	0.80 ug/L	4.0 ug/L
Nickel [1]	0.18 ug/L	0.90 ug/L
Nickel [2]	0.21 ug/L	1.05 ug/L
Nickel [3]	0.26 ug/L	1.30 ug/L
Potassium [1]	90.8 ug/L	454.0 ug/L
Potassium [2]	62.0 ug/L	310.0 ug/L
Potassium [3]	24.9 ug/L	124.5 ug/L
Zinc [1]	5.3 ug/L	26.5 ug/L
Zinc [2]	6.0 ug/L	30.0 ug/L

Zinc [3]	8.1 ug/L	40.5 ug/L
Zinc [4]	9.5 ug/L	47.5 ug/L
Zinc [5]	5.4 ug/L	27.0 ug/L

[1] Preparation blank 9238015 affecting total and dissolved samples: MRC-MW21A-082409 MRC-MW27B-082409, MRC-MW21B-082409

[2] Preparation blank 9239019 affecting total and dissolved samples: MRC-MW34A-082509, MRC-MW34B-082509

[3] Preparation blank 9240019 affecting total and dissolved samples: MRC-MW27A-082609, , MRC-MW82A-082609

[4] Preparation blank 9243020 affecting total and dissolved samples: MW14B-082709, MRC-MW37A-082709, MRC-MW15A-082709, MRC-MW71A-082709, MRC-MW16A-082709, MRC-MW37B-08, MRC-MW71B-082709, and MRC-MW36A-082609.

[5] Preparation blank 9252016 affecting total and dissolved samples: MRC-MW14C-083109

An action level of 5X the maximum contaminant level has been used to evaluate sample data for blank contamination. Sample aliquot and dilution factors, if applicable, were taken into consideration when evaluating for blank contamination. Positive results less than the blank action level reported were qualified "B" as a result of laboratory blank contamination.

- The CRDL standard analyzed on instrument H1 on 8/28/09 at 11:31 had a percent recovery <80% for mercury. Total and dissolved samples MRC-MW34A-082509, MRC-MW34B-082509, MRC-MW27A-082609, and MRC-MW82A-082609 were affected. Non-detects were qualified as biased low (UL).

- The CRDL standard analyzed on instrument I8 on 8/31/09 at 8:41 had a percent recovery >110% for copper, iron, manganese, nickel, silver, and zinc. Affecting total and dissolved samples MRC-MW21A-082409, MRC-MW27B-082409, and MRC-MW21B-082409. Positive results <2X CRDL were qualified as biased high (K).

- The CCV standards analyzed on instrument I8 on 9/4/09 at 20:55, 21:48, 22:42, 23:35, and 0:29 had percent recoveries >110% for potassium. Total samples MRC-MW14B-082709, MRC-MW27A-082609, MRC-MW36A-082609, and MRC-MW37A-082709 were affected. Positive results were qualified as biased high (K).

- The following contaminants were detected in the laboratory metals preparation blanks at the following maximum concentrations:

Analyte	Maximum Concentration	Action Level
Alkalinity	4.5mg/L	22.5mg/L

An action level of 5X the maximum contaminant level has been used to evaluate sample data for blank contamination. Sample aliquot and dilution factors, if applicable, were taken into consideration when evaluating for blank contamination. Positive results less than the blank action level reported were qualified "B" as a result of laboratory blank contamination.

- The initial and continuing calibration analyzed on 8/28/09 had a percent recovery <90% for orthophosphate. Samples MRC-MW36A-082609 and MRC-MW27A-082609 were affected. Non-detect results were qualified as biased low (UL).

Notes

The following samples were analyzed at dilutions to bring analytes within calibration range:

Sample	Analytes	Dilution factor
MRC-MW27A-082609	Mn	10X
MRC-MW27A-082609F	Mn	5X

The CRDL standard analyzed on instrument I8 on 9/10/09 at 02:56 had a percent recovery >110% for manganese. Sample MRC-MW27A-082609(dissolved) was the only sample affected. No validation action was warranted as sample results were >2XCRDL.

The CRDL standard analyzed on instrument H4 on 9/10/09 at 12:24 had a percent recovery >120% for mercury. Total and dissolved sample MRC-MW14C-083109 were the only ones affected. No validation action was warranted as sample results were qualified by blank contamination.

The CRDL standard analyzed on I8 o 9/15/09 at 01:06 had a percent recovery >110% for cadmium, copper, iron, manganese, nickel, selenium, silver, thallium, and zinc. Samples MRC-MW14C-083109(total and dissolved) was the only sample affected. No validation action was warranted as all sample results were either >2X CRDL, non-detects, or were qualified as a results of blank contamination.

Executive Summary

Laboratory Performance: Several method blanks and preparation blanks were found to contain contaminates. Continuing calibrations standards and CRDL standard had several non-compliances that resulted in the qualification of data.

Other Factors Affecting Data Quality: Several samples were analyzed at dilutions.

The data for these analyses were reviewed with reference to Region III modifications to the "National Functional Guidelines for Inorganic Data Validation", April 1993.

The text of this report has been formulated to address only those problem areas affecting data quality.

Megan Carson

Tetra Tech NUS
Megan Carson
Chemist/Data Validator

Tetra Tech NUS
Joseph A. Samchuck
Quality Assurance Officer

Attachments:

1. Appendix A - Qualified Analytical Results
2. Appendix B - Results as reported by the Laboratory
3. Appendix C - Support Documentation

Appendix A

Qualified Analytical Results

PROJ_NO: 02221	NSAMPLE	MRC-MW14B-082709			MRC-MW14C-083109			MRC-MW15A-082709			MRC-MW16A-082709		
SDG: 9H25196	LAB_ID	A9H280125002			A9I030309002			A9H280125006			A9H280125007		
FRACTION: M	SAMP_DATE	8/27/2009			8/31/2009			8/27/2009			8/27/2009		
MEDIA: WATER	QC_TYPE	NM			NM			NM			NM		
	UNITS	UG/L			UG/L			UG/L			UG/L		
	PCT_SOLIDS	.0			.0			.0			.0		
	DUP_OF												
PARAMETER		RESULT	VQL	QLCD	RESULT	VQL	QLCD	RESULT	VQL	QLCD	RESULT	VQL	QLCD
ANTIMONY		0.8			0.1	B	A	0.055	U		0.055	U	
ARSENIC		0.21	U		0.88			0.6			0.86		
BARIUM		79.4			70.3			120			382		
BERYLLIUM		0.35	B	A	0.34	B	A	0.07	B	A	7.6		
CADMIUM		0.48			0.033	B	A	0.027	U		1.1		
CHROMIUM		4.2			6.7			0.19	B	A	0.37	B	A
COBALT		34.2			15.2			44			266		
COPPER		12.2			7.4			0.35	B	A	7.9		
IRON		54200			18700			16400			6340		
LEAD		3			2.5			0.14	B	A	1.2		
MANGANESE		1260			1220			5370			6160		
MERCURY		0.1	U		0.11	B	A	0.1	U		0.1	U	
MOLYBDENUM		0.9	B	A	0.2	U		0.2	U		0.2	U	
NICKEL		58.9			27.6			11.3			271		
POTASSIUM		4980											
SELENIUM		0.44			0.21	B	A	0.19			0.28		
SILVER		0.41			0.033	U		0.033	U		0.033	U	
THALLIUM		0.12	U		0.12	U		0.13	B	A	0.12	U	
VANADIUM		8.1			8.9			0.6	U		0.6	U	
ZINC		59.2			64.8			13.1			411		

PROJ_NO: 02221	NSAMPLE	MRC-MW21A-082409			MRC-MW21B-082409			MRC-MW27A-082609			MRC-MW27B-082409		
SDG: 9H25196	LAB_ID	A9H250196002			A9H250196004			A9H270200002			A9H250196003		
FRACTION: M	SAMP_DATE	8/24/2009			8/24/2009			8/26/2009			8/24/2009		
MEDIA: WATER	QC_TYPE	NM			NM			NM			NM		
	UNITS	UG/L			UG/L			UG/L			UG/L		
	PCT_SOLIDS	.0			.0			.0			.0		
	DUP_OF												
PARAMETER		RESULT	VQL	QLCD	RESULT	VQL	QLCD	RESULT	VQL	QLCD	RESULT	VQL	QLCD
ANTIMONY		0.17	B	A	0.055	U		0.055	U		0.47	B	A
ARSENIC		4.7			0.31			6			2.1		
BARIUM		104			90.5			552			70.3		
BERYLLIUM		1.1			1.4			2.6			1.6		
CADMIUM		0.027	U		0.027	U		0.027	U		0.34		
CHROMIUM		10.8			0.066	U		0.31	B	A	40.5		
COBALT		21			66			596			208		
COPPER		8.3			0.29	B	A	0.064	U		17.6		
IRON		21800			31200			96100			9790		
LEAD		3.2			0.11	B	A	0.11	B	A	5.7		
MANGANESE		2890			2900			37400			208		
MERCURY		0.1	U		0.1	U		0.1	UL	C	0.1	U	
MOLYBDENUM		0.6	B	A	0.25	B	A	0.2	U		2.6		
NICKEL		17.1			82.9			274			266		
POTASSIUM		10700						3300			14500		
SELENIUM		1.1			0.14	U		0.27			0.76		
SILVER		0.033	U		0.033	U		0.033	U		0.033	U	
THALLIUM		0.14	B	A	0.18	B	A	0.12	U		0.85	B	A
VANADIUM		14.6			0.6	U		0.6	U		5.7		
ZINC		35.6	K	C	164			260			220		

PROJ_NO: 02221	NSAMPLE	MRC-MW34A-082509			MRC-MW34B-082509			MRC-MW36A-082609			MRC-MW37A-082709		
SDG: 9H25196	LAB_ID	A9H260250003			A9H260250002			A9H270200003			A9H280125004		
FRACTION: M	SAMP_DATE	8/25/2009			8/25/2009			8/26/2009			8/27/2009		
MEDIA: WATER	QC_TYPE	NM			NM			NM			NM		
	UNITS	UG/L			UG/L			UG/L			UG/L		
	PCT_SOLIDS	.0			.0			.0			.0		
	DUP_OF												
PARAMETER		RESULT	VQL	QLCD	RESULT	VQL	QLCD	RESULT	VQL	QLCD	RESULT	VQL	QLCD
ANTIMONY		0.055	U		0.055	U		0.088	B	A	0.072	B	A
ARSENIC		0.21	U		0.21	U		0.21	U		0.21	U	
BARIUM		41.5			145			33.5			32		
BERYLLIUM		0.048	B	A	9.9			3.6			1.5		
CADMIUM		0.027	U		0.42	B	A	0.08	B	A	0.16	B	A
CHROMIUM		0.91	B	A	0.89	B	A	0.24	B	A	0.45	B	A
COBALT		0.66			123			46.1			15.6		
COPPER		0.3	B	A	38			2.9	B	A	1.5	B	A
IRON		120	B	A	1180			215			352		
LEAD		0.16	B	A	0.4			0.21	B	A	0.35	B	A
MANGANESE		2.8	B	A	474			42.1			108		
MERCURY		0.1	UL	C	0.1	UL	C	0.1	U		0.1	U	
MOLYBDENUM		0.2	U		0.2	U		0.39	B	A	0.2	U	
NICKEL		0.84	B	A	163			56.5			14.4		
POTASSIUM		7880			6980			966	K	C	5070		
SELENIUM		2.1			0.66			0.26			0.34		
SILVER		0.033	U		0.033	U		0.033	U		0.033	U	
THALLIUM		0.12	U		0.14	B	A	0.12	U		0.12	U	
VANADIUM		0.6	U		6.1			0.6	U		0.6	U	
ZINC		5.2	B	A	335			88.5			28.3		

PROJ_NO: 02221 SDG: 9H25196 FRACTION: M MEDIA: WATER	NSAMPLE	MRC-MW37B-08			MRC-MW71A-082709			MRC-MW71B-082709			MRC-MW82A-082609		
	LAB_ID	A9H290152002			A9H280125005			A9H280125003			A9H270200004		
	SAMP_DATE	8/28/2009			8/27/2009			8/27/2009			8/26/2009		
	QC_TYPE	NM			NM			NM			NM		
	UNITS	UG/L			UG/L			UG/L			UG/L		
	PCT_SOLIDS	.0			.0			.0			.0		
	DUP_OF												
PARAMETER		RESULT	VQL	QLCD	RESULT	VQL	QLCD	RESULT	VQL	QLCD	RESULT	VQL	QLCD
ANTIMONY		0.21	B	A	0.95			5.6			0.13	B	A
ARSENIC		0.21	U		0.21	U		0.21	U		0.21	U	
BARIUM		54.9			76.5			92.3			13.4		
BERYLLIUM		0.17	B	A	3.5			0.037	U		2.1		
CADMIUM		0.23	B	A	3.2			0.043	B	A	0.033	B	A
CHROMIUM		1.4	B	A	0.88	B	A	1.6	B	A	0.28	B	A
COBALT		12.6			57.3			13.4			24.3		
COPPER		4.5			1.6	B	A	3.9	B	A	4.5		
IRON		1240			485			3660			232		
LEAD		1.4			0.7			0.47			0.16	B	A
MANGANESE		168			1430			1060			40.4		
MERCURY		0.1	U		0.1	U		0.1	U		0.1	U	
MOLYBDENUM		0.2	U		0.2	U		3.3			0.2	U	
NICKEL		8.1			115			19.7			40.3		
POTASSIUM													
SELENIUM		0.23			0.3			0.89			0.14	U	
SILVER		0.038	B	A	0.033	U		0.033	U		0.033	U	
THALLIUM		0.12	U		0.12	U		0.14	B	A	0.12	U	
VANADIUM		4			1.5			2.2			0.6	U	
ZINC		32.4	B	A	675			75.1			192		

PROJ_NO: 02221 SDG: 9H25196 FRACTION: MF MEDIA: WATER	NSAMPLE	MRC-MW14B-082709			MRC-MW14C-083109			MRC-MW15A-082709			MRC-MW16A-082709		
	LAB_ID	A9H280125002			A9I030309002			A9H280125006			A9H280125007		
	SAMP_DATE	8/27/2009			8/31/2009			8/27/2009			8/27/2009		
	QC_TYPE	NM			NM			NM			NM		
	UNITS	UG/L			UG/L			UG/L			UG/L		
	PCT_SOLIDS	.0			.0			.0			.0		
	DUP_OF												
PARAMETER		RESULT	VQL	QLCD	RESULT	VQL	QLCD	RESULT	VQL	QLCD	RESULT	VQL	QLCD
ANTIMONY		0.18	B	A	0.055	U		0.055	U		0.055	U	
ARSENIC		0.21	U		0.3			0.7			0.21	U	
BARIUM		93.4			52.2			120			480		
BERYLLIUM		0.16	B	A	0.089	B	A	0.1	B	A	11.9		
CADMIUM		0.21	B	A	0.027	U		0.027	U		1.8		
CHROMIUM		0.68	B	A	1.4			0.066	U		0.33	B	A
COBALT		68			8.9			47			350		
COPPER		0.74	B	A	1.7	B	A	0.38	B	A	11.3		
IRON		106000			14100			15400			4140		
LEAD		0.14	B	A	0.39			0.086	B	A	1.2		
MANGANESE		2400			1070			5390			5970		
MERCURY		0.1	U		0.17	B	A	0.1	U		0.1	U	
MOLYBDENUM		0.2	U		0.2	U		0.2	U		0.2	U	
NICKEL		124			17.5			11.8			374		
SELENIUM		0.14	U		0.18	B	A	0.31			0.14		
SILVER		0.033	U		0.033	U		0.033	U		0.033	U	
THALLIUM		0.12	U		0.12	U		0.12	U		0.12	U	
VANADIUM		0.73			1.2			0.6	U		0.6	U	
ZINC		98.3			43.4			10.3	B	A	621		

PROJ_NO: 02221	NSAMPLE	MRC-MW21A-082409			MRC-MW21B-082409			MRC-MW27A-082609			MRC-MW27B-082409		
SDG: 9H25196	LAB_ID	A9H250196002			A9H250196004			A9H270200002			A9H250196003		
FRACTION: MF	SAMP_DATE	8/24/2009			8/24/2009			8/26/2009			8/24/2009		
MEDIA: WATER	QC_TYPE	NM			NM			NM			NM		
	UNITS	UG/L			UG/L			UG/L			UG/L		
	PCT_SOLIDS	.0			.0			.0			.0		
	DUP_OF												
PARAMETER		RESULT	VQL	QLCD	RESULT	VQL	QLCD	RESULT	VQL	QLCD	RESULT	VQL	QLCD
ANTIMONY		0.055	U		0.055	U		0.055	U		0.21	B	A
ARSENIC		2			0.21	U		5.6			0.4		
BARIUM		94.6			91.2			550			58.2		
BERYLLIUM		0.037	U		1.2			2.8			0.59		
CADMIUM		0.027	U		0.027	U		0.027	U		0.28	B	A
CHROMIUM		0.066	U		0.066	U		0.12	B	A	0.66	B	A
COBALT		16.1			65			596			208		
COPPER		0.27	B	A	0.21	B	A	0.46	B	A	3.7	K	C
IRON		13800			30200			96100			302		
LEAD		0.063	B	A	0.051	B	A	0.13	B	A	0.17	B	A
MANGANESE		2790			2850			37300			184		
MERCURY		0.1	U		0.1	U		0.1	UL	C	0.1	U	
MOLYBDENUM		0.26	B	A	0.2	U		0.2	U		0.9	B	A
NICKEL		9.2			81.2			275			249		
SELENIUM		0.2			0.14	U		0.21			0.15		
SILVER		0.033	U		0.033	U		0.033	U		0.033	U	
THALLIUM		0.12	U		0.13	B	A	0.12	U		0.79	B	A
VANADIUM		0.6	U		0.6	U		0.6	U		0.6	U	
ZINC		10.3	B	A	159			263			189		

PROJ_NO: 02221 SDG: 9H25196 FRACTION: MF MEDIA: WATER	NSAMPLE	MRC-MW34A-082509			MRC-MW34B-082509			MRC-MW36A-082609			MRC-MW37A-082709		
	LAB_ID	A9H260250003			A9H260250002			A9H270200003			A9H280125004		
	SAMP_DATE	8/25/2009			8/25/2009			8/26/2009			8/27/2009		
	QC_TYPE	NM			NM			NM			NM		
	UNITS	UG/L			UG/L			UG/L			UG/L		
	PCT_SOLIDS	.0			.0			.0			.0		
	DUP_OF												
PARAMETER		RESULT	VQL	QLCD	RESULT	VQL	QLCD	RESULT	VQL	QLCD	RESULT	VQL	QLCD
ANTIMONY		0.055	U		0.055	U		0.06	B	A	0.055	U	
ARSENIC		0.21	U		0.21	U		0.21	U		0.21	U	
BARIUM		41			146			30.6			33.8		
BERYLLIUM		0.054	B	A	9.8			3.4			1.5		
CADMIUM		0.032	B	A	0.4	B	A	0.074	B	A	0.12	B	A
CHROMIUM		0.78	B	A	0.12	B	A	0.32	B	A	0.34	B	A
COBALT		0.64			122			41.5			17.2		
COPPER		0.3	B	A	36.8			3.2	B	A	1.4	B	A
IRON		26.7	B	A	54.2	B	A	121	B	A	36.3	B	A
LEAD		0.055	B	A	0.12	B	A	0.19	B	A	0.2	B	A
MANGANESE		2.1	B	A	469			43.6			112		
MERCURY		0.1	UL	C	0.1	UL	C	0.1	U		0.1	U	
MOLYBDENUM		0.2	U		0.2	U		0.2	U		0.2	U	
NICKEL		0.74	B	A	159			53.2			15.9		
SELENIUM		1.9			0.56			0.28			0.47		
SILVER		0.033	U		0.033	U		0.033	U		0.033	U	
THALLIUM		0.12	U		0.14	B	A	0.12	U		0.12	U	
VANADIUM		0.6	U		0.85			0.6	U		0.6	U	
ZINC		2.4	B	A	331			83.9			31.7	B	A

PROJ_NO: 02221	NSAMPLE	MRC-MW37B-08			MRC-MW71A-082709			MRC-MW71B-082709			MRC-MW82A-082609		
SDG: 9H25196	LAB_ID	A9H290152002			A9H280125005			A9H280125003			A9H270200004		
FRACTION: MF	SAMP_DATE	8/28/2009			8/27/2009			8/27/2009			8/26/2009		
MEDIA: WATER	QC_TYPE	NM			NM			NM			NM		
	UNITS	UG/L			UG/L			UG/L			UG/L		
	PCT_SOLIDS	.0			.0			.0			.0		
	DUP_OF												
PARAMETER		RESULT	VQL	QLCD	RESULT	VQL	QLCD	RESULT	VQL	QLCD	RESULT	VQL	QLCD
ANTIMONY		0.14	B	A	0.93			5.2			0.082	B	A
ARSENIC		0.21	U		0.21	U		0.21	U		0.21	U	
BARIUM		52.5			76.9			77.4			13.4		
BERYLLIUM		0.15	B	A	3.7			0.037	U		1.6		
CADMIUM		0.18	B	A	3			0.045	B	A	0.031	B	A
CHROMIUM		0.25	B	A	0.49	B	A	0.41	B	A	0.095	B	A
COBALT		11.7			57			10.3			22.2		
COPPER		4.8			1.6	B	A	3.8	B	A	4.3		
IRON		194			147	B	A	462			44.5	B	A
LEAD		0.3	B	A	0.41			0.077	B	A	0.14	B	A
MANGANESE		156			1460			858			35.6		
MERCURY		0.1	U		0.1	U		0.1	U		0.1	UL	C
MOLYBDENUM		0.2	U		0.2	U		2.8			0.2	U	
NICKEL		5.6			115			14.1			37.3		
SELENIUM		0.29			0.28			0.92			0.14	U	
SILVER		0.033	U		0.033	U		0.033	U		0.033	U	
THALLIUM		0.12	U		0.12	U		0.12	U		0.12	U	
VANADIUM		1.3			0.93			0.6	U		0.6	U	
ZINC		25.3	B	A	632			73.9			201		

PROJ_NO: 02221	NSAMPLE	MRC-MW14B-082709			MRC-MW21A-082409			MRC-MW27A-082609			MRC-MW27B-082409		
SDG: 9H25196	LAB_ID	A9H280125002			A9H250196002			A9H270200002			A9H250196003		
FRACTION: MISC	SAMP_DATE	8/27/2009			8/24/2009			8/26/2009			8/24/2009		
MEDIA: WATER	QC_TYPE	NM			NM			NM			NM		
	UNITS	MG/L			MG/L			MG/L			MG/L		
	PCT_SOLIDS	.0			.0			.0			.0		
	DUP_OF												
PARAMETER		RESULT	VQL	QLCD	RESULT	VQL	QLCD	RESULT	VQL	QLCD	RESULT	VQL	QLCD
ALKALINITY		30			170			62			49		
AMMONIA-N		0.4			0.4			1.5			0.2		
CHLORIDE		73.6			185			730			177		
DISSOLVED ORGANIC CARBON		10			6			5			2		
NITRATE-N		0.023	U		0.2			0.023	U		0.1		
NITRITE-N		0.012	U		0.012	U		0.012	U		0.012	U	
ORTHOPHOSPHATE-P		0.044	U		0.044	U		0.044	UL	C	0.044	U	
SULFATE		159			196			4.1			9.8		
TOTAL DISSOLVED SOLIDS		370			720			1100			460		

PROJ_NO: 02221	NSAMPLE	MRC-MW34A-082509			MRC-MW34B-082509			MRC-MW36A-082609			MRC-MW37A-082709		
SDG: 9H25196	LAB_ID	A9H260250003			A9H260250002			A9H270200003			A9H280125004		
FRACTION: MISC	SAMP_DATE	8/25/2009			8/25/2009			8/26/2009			8/27/2009		
MEDIA: WATER	QC_TYPE	NM			NM			NM			NM		
	UNITS	MG/L			MG/L			MG/L			MG/L		
	PCT_SOLIDS	.0			.0			.0			.0		
	DUP_OF												
PARAMETER		RESULT	VQL	QLCD	RESULT	VQL	QLCD	RESULT	VQL	QLCD	RESULT	VQL	QLCD
ALKALINITY		32			6.1	B	A	7.4	B	A	17	B	A
AMMONIA-N		0.1	U		0.1			0.1	U		0.1	U	
CHLORIDE		8.3			181			27.1			4.7		
DISSOLVED ORGANIC CARBON		0.9			2			2			3		
NITRATE-N		1.5			0.2			0.3			0.7		
NITRITE-N		0.012	U		0.012	U		0.012	U		0.012	U	
ORTHOPHOSPHATE-P		0.044	U		0.044	U		0.044	UL	C	0.044	U	
SULFATE		14.9			16.2			25.1			56.9		
TOTAL DISSOLVED SOLIDS		100			400			110			120		

Appendix B

Results as Reported by the Laboratory

Tetra Tech NUS, Inc

Client Sample ID: MRC-MW14B-082709

TOTAL Metals

Lot-Sample #...: A9H280125-002 Matrix.....: WG
Date Sampled...: 08/27/09 09:25 Date Received..: 08/28/09

PARAMETER	RESULT	REPORTING LIMIT	UNITS	METHOD	PREPARATION-ANALYSIS DATE	WORK ORDER #
Prep Batch #...: 9243020						
Silver	0.41 B	1.0	ug/L	SW846 6020	08/31-09/04/09	LJX5T1AR
		Dilution Factor: 1		Analysis Time..: 21:58	Analyst ID.....: 002260	
		Instrument ID..: I8		MDL.....: 0.033		
Arsenic	ND	5.0	ug/L	SW846 6020	08/31-09/04/09	LJX5T1AD
		Dilution Factor: 1		Analysis Time..: 21:58	Analyst ID.....: 002260	
		Instrument ID..: I8		MDL.....: 0.21		
Barium	79.4 J	1.0	ug/L	SW846 6020	08/31-09/04/09	LJX5T1AE
		Dilution Factor: 1		Analysis Time..: 21:58	Analyst ID.....: 002260	
		Instrument ID..: I8		MDL.....: 0.052		
Beryllium	0.35 B	1.0	ug/L	SW846 6020	08/31-09/04/09	LJX5T1AF
		Dilution Factor: 1		Analysis Time..: 21:58	Analyst ID.....: 002260	
		Instrument ID..: I8		MDL.....: 0.037		
Cadmium	0.48 B	1.0	ug/L	SW846 6020	08/31-09/04/09	LJX5T1AG
		Dilution Factor: 1		Analysis Time..: 21:58	Analyst ID.....: 002260	
		Instrument ID..: I8		MDL.....: 0.027		
Cobalt	34.2	1.0	ug/L	SW846 6020	08/31-09/04/09	LJX5T1AH
		Dilution Factor: 1		Analysis Time..: 21:58	Analyst ID.....: 002260	
		Instrument ID..: I8		MDL.....: 0.033		
Chromium	4.2 J	2.0	ug/L	SW846 6020	08/31-09/04/09	LJX5T1AW
		Dilution Factor: 1		Analysis Time..: 21:58	Analyst ID.....: 002260	
		Instrument ID..: I8		MDL.....: 0.066		
Copper	12.2 J	2.0	ug/L	SW846 6020	08/31-09/04/09	LJX5T1AJ
		Dilution Factor: 1		Analysis Time..: 21:58	Analyst ID.....: 002260	
		Instrument ID..: I8		MDL.....: 0.064		
Iron	54200 J	50.0	ug/L	SW846 6020	08/31-09/04/09	LJX5T1AK
		Dilution Factor: 1		Analysis Time..: 21:58	Analyst ID.....: 002260	
		Instrument ID..: I8		MDL.....: 11.0		
Potassium	4980 J	1000	ug/L	SW846 6020	08/31-09/10/09	LJX5T1CL
		Dilution Factor: 1		Analysis Time..: 16:17	Analyst ID.....: 002260	
		Instrument ID..: I8		MDL.....: 17.0		

(Continued on next page)

Tetra Tech NUS, Inc

Client Sample ID: MRC-MW14B-082709

TOTAL Metals

Lot-Sample #...: A9H280125-002 Matrix.....: WG

PARAMETER	RESULT	REPORTING LIMIT	UNITS	METHOD	PREPARATION-ANALYSIS DATE	WORK ORDER #
Manganese	1260 J	1.0	ug/L	SW846 6020	08/31-09/08/09	LJX5T1AM
		Dilution Factor: 1		Analysis Time..: 16:34	Analyst ID.....: 002260	
		Instrument ID..: I8		MDL.....: 0.14		
Molybdenum	0.90 B	2.0	ug/L	SW846 6020	08/31-09/04/09	LJX5T1AN
		Dilution Factor: 1		Analysis Time..: 21:58	Analyst ID.....: 002260	
		Instrument ID..: I8		MDL.....: 0.20		
Nickel	58.9 J	2.0	ug/L	SW846 6020	08/31-09/04/09	LJX5T1AP
		Dilution Factor: 1		Analysis Time..: 21:58	Analyst ID.....: 002260	
		Instrument ID..: I8		MDL.....: 0.10		
Lead	3.0 J	1.0	ug/L	SW846 6020	08/31-09/04/09	LJX5T1AL
		Dilution Factor: 1		Analysis Time..: 21:58	Analyst ID.....: 002260	
		Instrument ID..: I8		MDL.....: 0.034		
Antimony	0.80 B	2.0	ug/L	SW846 6020	08/31-09/04/09	LJX5T1AC
		Dilution Factor: 1		Analysis Time..: 21:58	Analyst ID.....: 002260	
		Instrument ID..: I8		MDL.....: 0.055		
Selenium	0.44 B	5.0	ug/L	SW846 6020	08/31-09/04/09	LJX5T1AQ
		Dilution Factor: 1		Analysis Time..: 21:58	Analyst ID.....: 002260	
		Instrument ID..: I8		MDL.....: 0.14		
Thallium	ND	1.0	ug/L	SW846 6020	08/31-09/04/09	LJX5T1AT
		Dilution Factor: 1		Analysis Time..: 21:58	Analyst ID.....: 002260	
		Instrument ID..: I8		MDL.....: 0.12		
Vanadium	8.1 B	20.0	ug/L	SW846 6020	08/31-09/04/09	LJX5T1AU
		Dilution Factor: 1		Analysis Time..: 21:58	Analyst ID.....: 002260	
		Instrument ID..: I8		MDL.....: 0.60		
Zinc	59.2 J	20.0	ug/L	SW846 6020	08/31-09/04/09	LJX5T1AV
		Dilution Factor: 1		Analysis Time..: 21:58	Analyst ID.....: 002260	
		Instrument ID..: I8		MDL.....: 0.85		
Mercury	ND	0.20	ug/L	SW846 7470A	08/31-09/01/09	LJX5T1AX
		Dilution Factor: 1		Analysis Time..: 13:14	Analyst ID.....: 001576	
		Instrument ID..: H1		MDL.....: 0.10		

NOTE(S):

B Estimated result. Result is less than RL.

J Method blank contamination. The associated method blank contains the target analyte at a reportable level.

Tetra Tech NUS, Inc

Client Sample ID: MRC-MW14C-083109

TOTAL Metals

Lot-Sample #...: A9I030309-002 Matrix.....: WG
Date Sampled...: 08/31/09 11:58 Date Received..: 09/03/09

PARAMETER	RESULT	REPORTING LIMIT	UNITS	METHOD	PREPARATION-ANALYSIS DATE	WORK ORDER #
Prep Batch #...: 9252016						
Silver	ND	1.0	ug/L	SW846 6020	09/09-09/16/09	LKAPV1AR
		Dilution Factor: 1		Analysis Time..: 01:24	Analyst ID.....: 002260	
		Instrument ID..: I8		MDL.....: 0.033		
Arsenic	0.88 B	5.0	ug/L	SW846 6020	09/09-09/16/09	LKAPV1AD
		Dilution Factor: 1		Analysis Time..: 01:24	Analyst ID.....: 002260	
		Instrument ID..: I8		MDL.....: 0.21		
Barium	70.3 J	1.0	ug/L	SW846 6020	09/09-09/16/09	LKAPV1AE
		Dilution Factor: 1		Analysis Time..: 01:24	Analyst ID.....: 002260	
		Instrument ID..: I8		MDL.....: 0.052		
Beryllium	0.34 B	1.0	ug/L	SW846 6020	09/09-09/16/09	LKAPV1AF
		Dilution Factor: 1		Analysis Time..: 01:24	Analyst ID.....: 002260	
		Instrument ID..: I8		MDL.....: 0.037		
Cadmium	0.033 B	1.0	ug/L	SW846 6020	09/09-09/16/09	LKAPV1AG
		Dilution Factor: 1		Analysis Time..: 01:24	Analyst ID.....: 002260	
		Instrument ID..: I8		MDL.....: 0.027		
Cobalt	15.2	1.0	ug/L	SW846 6020	09/09-09/16/09	LKAPV1AH
		Dilution Factor: 1		Analysis Time..: 01:24	Analyst ID.....: 002260	
		Instrument ID..: I8		MDL.....: 0.033		
Chromium	6.7 J	2.0	ug/L	SW846 6020	09/09-09/16/09	LKAPV1AW
		Dilution Factor: 1		Analysis Time..: 01:24	Analyst ID.....: 002260	
		Instrument ID..: I8		MDL.....: 0.066		
Copper	7.4 J	2.0	ug/L	SW846 6020	09/09-09/16/09	LKAPV1AJ
		Dilution Factor: 1		Analysis Time..: 01:24	Analyst ID.....: 002260	
		Instrument ID..: I8		MDL.....: 0.064		
Iron	18700 J	50.0	ug/L	SW846 6020	09/09-09/16/09	LKAPV1AK
		Dilution Factor: 1		Analysis Time..: 01:24	Analyst ID.....: 002260	
		Instrument ID..: I8		MDL.....: 11.0		
Manganese	1220 J	1.0	ug/L	SW846 6020	09/09-09/16/09	LKAPV1AM
		Dilution Factor: 1		Analysis Time..: 01:24	Analyst ID.....: 002260	
		Instrument ID..: I8		MDL.....: 0.14		

(Continued on next page)

Tetra Tech NUS, Inc

Client Sample ID: MRC-MW14C-083109

TOTAL Metals

Lot-Sample #...: A9I030309-002 **Matrix.....:** WG

PARAMETER	RESULT	REPORTING LIMIT	UNITS	METHOD	PREPARATION-ANALYSIS DATE	WORK ORDER #
Molybdenum	ND	2.0	ug/L	SW846 6020	09/09-09/16/09	LKAPV1AN
		Dilution Factor: 1		Analysis Time..: 01:24	Analyst ID.....: 002260	
		Instrument ID..: I8		MDL.....: 0.20		
Nickel	27.6	2.0	ug/L	SW846 6020	09/09-09/16/09	LKAPV1AP
		Dilution Factor: 1		Analysis Time..: 01:24	Analyst ID.....: 002260	
		Instrument ID..: I8		MDL.....: 0.10		
Lead	2.5	1.0	ug/L	SW846 6020	09/09-09/16/09	LKAPV1AL
		Dilution Factor: 1		Analysis Time..: 01:24	Analyst ID.....: 002260	
		Instrument ID..: I8		MDL.....: 0.034		
Antimony	0.10 B	2.0	ug/L	SW846 6020	09/09-09/16/09	LKAPV1AC
		Dilution Factor: 1		Analysis Time..: 01:24	Analyst ID.....: 002260	
		Instrument ID..: I8		MDL.....: 0.055		
Selenium	0.21 B	5.0	ug/L	SW846 6020	09/09-09/16/09	LKAPV1AQ
		Dilution Factor: 1		Analysis Time..: 01:24	Analyst ID.....: 002260	
		Instrument ID..: I8		MDL.....: 0.14		
Thallium	ND	1.0	ug/L	SW846 6020	09/09-09/16/09	LKAPV1AT
		Dilution Factor: 1		Analysis Time..: 01:24	Analyst ID.....: 002260	
		Instrument ID..: I8		MDL.....: 0.12		
Vanadium	8.9 B	20.0	ug/L	SW846 6020	09/09-09/16/09	LKAPV1AU
		Dilution Factor: 1		Analysis Time..: 01:24	Analyst ID.....: 002260	
		Instrument ID..: I8		MDL.....: 0.60		
Zinc	64.8 J	20.0	ug/L	SW846 6020	09/09-09/16/09	LKAPV1AV
		Dilution Factor: 1		Analysis Time..: 01:24	Analyst ID.....: 002260	
		Instrument ID..: I8		MDL.....: 0.85		
Mercury	0.11 B	0.20	ug/L	SW846 7470A	09/09-09/10/09	LKAPV1AX
		Dilution Factor: 1		Analysis Time..: 15:24	Analyst ID.....: 001576	
		Instrument ID..: H4		MDL.....: 0.10		

NOTE(S):

B Estimated result. Result is less than RL.

J Method blank contamination. The associated method blank contains the target analyte at a reportable level.

Tetra Tech NUS, Inc

Client Sample ID: MRC-MW15A-082709

TOTAL Metals

Lot-Sample #...: A9H280125-006 Matrix.....: WG
Date Sampled...: 08/27/09 14:10 Date Received..: 08/28/09

PARAMETER	RESULT	REPORTING LIMIT	UNITS	METHOD	PREPARATION-ANALYSIS DATE	WORK ORDER #
Prep Batch #...: 9243020						
Silver	ND	1.0 Dilution Factor: 1 Instrument ID..: I8	ug/L	SW846 6020 Analysis Time..: 22:51 MDL.....: 0.033	08/31-09/04/09 Analyst ID.....: 002260	LJX6G1AF
Arsenic	0.60 B	5.0 Dilution Factor: 1 Instrument ID..: I8	ug/L	SW846 6020 Analysis Time..: 22:51 MDL.....: 0.21	08/31-09/04/09 Analyst ID.....: 002260	LJX6G1A2
Barium	120 J	1.0 Dilution Factor: 1 Instrument ID..: I8	ug/L	SW846 6020 Analysis Time..: 22:51 MDL.....: 0.052	08/31-09/04/09 Analyst ID.....: 002260	LJX6G1A3
Beryllium	0.070 B	1.0 Dilution Factor: 1 Instrument ID..: I8	ug/L	SW846 6020 Analysis Time..: 22:51 MDL.....: 0.037	08/31-09/04/09 Analyst ID.....: 002260	LJX6G1A4
Cadmium	ND	1.0 Dilution Factor: 1 Instrument ID..: I8	ug/L	SW846 6020 Analysis Time..: 22:51 MDL.....: 0.027	08/31-09/04/09 Analyst ID.....: 002260	LJX6G1A5
Cobalt	44.0	1.0 Dilution Factor: 1 Instrument ID..: I8	ug/L	SW846 6020 Analysis Time..: 22:51 MDL.....: 0.033	08/31-09/04/09 Analyst ID.....: 002260	LJX6G1A6
Chromium	0.19 B,J	2.0 Dilution Factor: 1 Instrument ID..: I8	ug/L	SW846 6020 Analysis Time..: 22:51 MDL.....: 0.066	08/31-09/04/09 Analyst ID.....: 002260	LJX6G1AK
Copper	0.35 B,J	2.0 Dilution Factor: 1 Instrument ID..: I8	ug/L	SW846 6020 Analysis Time..: 22:51 MDL.....: 0.064	08/31-09/04/09 Analyst ID.....: 002260	LJX6G1A7
Iron	16400 J	50.0 Dilution Factor: 1 Instrument ID..: I8	ug/L	SW846 6020 Analysis Time..: 22:51 MDL.....: 11.0	08/31-09/04/09 Analyst ID.....: 002260	LJX6G1A8
Manganese	5370 J	1.0 Dilution Factor: 1 Instrument ID..: I8	ug/L	SW846 6020 Analysis Time..: 17:28 MDL.....: 0.14	08/31-09/08/09 Analyst ID.....: 002260	LJX6G1AA

(Continued on next page)

Tetra Tech NUS, Inc

Client Sample ID: MRC-MW15A-082709

TOTAL Metals

Lot-Sample #...: A9H280125-006 Matrix.....: WG

PARAMETER	RESULT	REPORTING LIMIT	UNITS	METHOD	PREPARATION-ANALYSIS DATE	WORK ORDER #
Molybdenum	ND	2.0	ug/L	SW846 6020	08/31-09/04/09	LJX6G1AC
		Dilution Factor: 1		Analysis Time..: 22:51	Analyst ID.....: 002260	
		Instrument ID..: I8		MDL.....: 0.20		
Nickel	**11.3 J**	**2.0**	**ug/L**	**SW846 6020**	**08/31-09/04/09**	**LJX6G1AD**
		Dilution Factor: 1		Analysis Time..: 22:51	Analyst ID.....: 002260	
		Instrument ID..: I8		MDL.....: 0.10		
Lead	**0.14 B,J**	**1.0**	**ug/L**	**SW846 6020**	**08/31-09/04/09**	**LJX6G1A9**
		Dilution Factor: 1		Analysis Time..: 22:51	Analyst ID.....: 002260	
		Instrument ID..: I8		MDL.....: 0.034		
Antimony	ND	2.0	ug/L	SW846 6020	08/31-09/04/09	LJX6G1A1
		Dilution Factor: 1		Analysis Time..: 22:51	Analyst ID.....: 002260	
		Instrument ID..: I8		MDL.....: 0.055		
Selenium	**0.19 B**	**5.0**	**ug/L**	**SW846 6020**	**08/31-09/04/09**	**LJX6G1AE**
		Dilution Factor: 1		Analysis Time..: 22:51	Analyst ID.....: 002260	
		Instrument ID..: I8		MDL.....: 0.14		
Thallium	**0.13 B**	**1.0**	**ug/L**	**SW846 6020**	**08/31-09/04/09**	**LJX6G1AG**
		Dilution Factor: 1		Analysis Time..: 22:51	Analyst ID.....: 002260	
		Instrument ID..: I8		MDL.....: 0.12		
Vanadium	ND	20.0	ug/L	SW846 6020	08/31-09/04/09	LJX6G1AH
		Dilution Factor: 1		Analysis Time..: 22:51	Analyst ID.....: 002260	
		Instrument ID..: I8		MDL.....: 0.60		
Zinc	**13.1 B,J**	**20.0**	**ug/L**	**SW846 6020**	**08/31-09/04/09**	**LJX6G1AJ**
		Dilution Factor: 1		Analysis Time..: 22:51	Analyst ID.....: 002260	
		Instrument ID..: I8		MDL.....: 0.85		
Mercury	ND	0.20	ug/L	SW846 7470A	08/31-09/01/09	LJX6G1AL
		Dilution Factor: 1		Analysis Time..: 13:28	Analyst ID.....: 001576	
		Instrument ID..: H1		MDL.....: 0.10		

NOTE(S):

B Estimated result. Result is less than RL.

J Method blank contamination. The associated method blank contains the target analyte at a reportable level.

Tetra Tech NUS, Inc

Client Sample ID: MRC-MW16A-082709

TOTAL Metals

Lot-Sample #...: A9H280125-007 Matrix.....: WG
Date Sampled...: 08/27/09 16:47 Date Received..: 08/28/09

PARAMETER	RESULT	REPORTING LIMIT	UNITS	METHOD	PREPARATION-ANALYSIS DATE	WORK ORDER #
Prep Batch #...: 9243020						
Silver	ND	1.0	ug/L	SW846 6020	08/31-09/04/09	LJX6K1AR
		Dilution Factor: 1		Analysis Time..: 23:00	Analyst ID.....: 002260	
		Instrument ID..: I8		MDL.....: 0.033		
Arsenic	0.86 B	5.0	ug/L	SW846 6020	08/31-09/04/09	LJX6K1AD
		Dilution Factor: 1		Analysis Time..: 23:00	Analyst ID.....: 002260	
		Instrument ID..: I8		MDL.....: 0.21		
Barium	382 J	1.0	ug/L	SW846 6020	08/31-09/04/09	LJX6K1AE
		Dilution Factor: 1		Analysis Time..: 23:00	Analyst ID.....: 002260	
		Instrument ID..: I8		MDL.....: 0.052		
Beryllium	7.6	1.0	ug/L	SW846 6020	08/31-09/04/09	LJX6K1AF
		Dilution Factor: 1		Analysis Time..: 23:00	Analyst ID.....: 002260	
		Instrument ID..: I8		MDL.....: 0.037		
Cadmium	1.1	1.0	ug/L	SW846 6020	08/31-09/04/09	LJX6K1AG
		Dilution Factor: 1		Analysis Time..: 23:00	Analyst ID.....: 002260	
		Instrument ID..: I8		MDL.....: 0.027		
Cobalt	266	1.0	ug/L	SW846 6020	08/31-09/04/09	LJX6K1AH
		Dilution Factor: 1		Analysis Time..: 23:00	Analyst ID.....: 002260	
		Instrument ID..: I8		MDL.....: 0.033		
Chromium	0.37 B,J	2.0	ug/L	SW846 6020	08/31-09/04/09	LJX6K1AW
		Dilution Factor: 1		Analysis Time..: 23:00	Analyst ID.....: 002260	
		Instrument ID..: I8		MDL.....: 0.066		
Copper	7.9 J	2.0	ug/L	SW846 6020	08/31-09/04/09	LJX6K1AJ
		Dilution Factor: 1		Analysis Time..: 23:00	Analyst ID.....: 002260	
		Instrument ID..: I8		MDL.....: 0.064		
Iron	6340 J	50.0	ug/L	SW846 6020	08/31-09/04/09	LJX6K1AK
		Dilution Factor: 1		Analysis Time..: 23:00	Analyst ID.....: 002260	
		Instrument ID..: I8		MDL.....: 11.0		
Manganese	6160 J	1.0	ug/L	SW846 6020	08/31-09/08/09	LJX6K1AM
		Dilution Factor: 1		Analysis Time..: 17:36	Analyst ID.....: 002260	
		Instrument ID..: I8		MDL.....: 0.14		

(Continued on next page)

Tetra Tech NUS, Inc

Client Sample ID: MRC-MW16A-082709

TOTAL Metals

Lot-Sample #...: A9H280125-007 Matrix.....: WG

PARAMETER	RESULT	REPORTING LIMIT	UNITS	METHOD	PREPARATION-ANALYSIS DATE	WORK ORDER #
Molybdenum	ND	2.0	ug/L	SW846 6020	08/31-09/04/09	LJX6K1AN
		Dilution Factor: 1		Analysis Time..: 23:00	Analyst ID.....: 002260	
		Instrument ID..: I8		MDL.....: 0.20		
Nickel	**271 J**	**2.0**	**ug/L**	**SW846 6020**	**08/31-09/04/09**	**LJX6K1AP**
		Dilution Factor: 1		Analysis Time..: 23:00	Analyst ID.....: 002260	
		Instrument ID..: I8		MDL.....: 0.10		
Lead	**1.2 J**	**1.0**	**ug/L**	**SW846 6020**	**08/31-09/04/09**	**LJX6K1AL**
		Dilution Factor: 1		Analysis Time..: 23:00	Analyst ID.....: 002260	
		Instrument ID..: I8		MDL.....: 0.034		
Antimony	ND	2.0	ug/L	SW846 6020	08/31-09/04/09	LJX6K1AC
		Dilution Factor: 1		Analysis Time..: 23:00	Analyst ID.....: 002260	
		Instrument ID..: I8		MDL.....: 0.055		
Selenium	**0.28 B**	**5.0**	**ug/L**	**SW846 6020**	**08/31-09/04/09**	**LJX6K1AQ**
		Dilution Factor: 1		Analysis Time..: 23:00	Analyst ID.....: 002260	
		Instrument ID..: I8		MDL.....: 0.14		
Thallium	ND	1.0	ug/L	SW846 6020	08/31-09/04/09	LJX6K1AT
		Dilution Factor: 1		Analysis Time..: 23:00	Analyst ID.....: 002260	
		Instrument ID..: I8		MDL.....: 0.12		
Vanadium	ND	20.0	ug/L	SW846 6020	08/31-09/04/09	LJX6K1AU
		Dilution Factor: 1		Analysis Time..: 23:00	Analyst ID.....: 002260	
		Instrument ID..: I8		MDL.....: 0.60		
Zinc	**411 J**	**20.0**	**ug/L**	**SW846 6020**	**08/31-09/04/09**	**LJX6K1AV**
		Dilution Factor: 1		Analysis Time..: 23:00	Analyst ID.....: 002260	
		Instrument ID..: I8		MDL.....: 0.85		
Mercury	ND	0.20	ug/L	SW846 7470A	08/31-09/01/09	LJX6K1AX
		Dilution Factor: 1		Analysis Time..: 13:27	Analyst ID.....: 001576	
		Instrument ID..: H1		MDL.....: 0.10		

NOTE(S):

B Estimated result. Result is less than RL.

J Method blank contamination. The associated method blank contains the target analyte at a reportable level.

Tetra Tech NUS, Inc

Client Sample ID: MRC-MW21A-082409

TOTAL Metals

Lot-Sample #...: A9H250196-002 Matrix.....: WG
Date Sampled...: 08/24/09 11:55 Date Received..: 08/25/09

PARAMETER	RESULT	REPORTING LIMIT	UNITS	METHOD	PREPARATION-ANALYSIS DATE	WORK ORDER #
Prep Batch #...: 9238015						
Silver	ND	1.0	ug/L	SW846 6020	08/26-08/31/09	LJPW81AR
		Dilution Factor: 1		Analysis Time..: 11:14	Analyst ID.....: 002260	
		Instrument ID..: I8		MDL.....: 0.033		
Arsenic	**4.7 B**	**5.0**	**ug/L**	**SW846 6020**	**08/26-08/31/09**	**LJPW81AD**
		Dilution Factor: 1		Analysis Time..: 11:14	Analyst ID.....: 002260	
		Instrument ID..: I8		MDL.....: 0.21		
Barium	**104 J**	**1.0**	**ug/L**	**SW846 6020**	**08/26-08/31/09**	**LJPW81AE**
		Dilution Factor: 1		Analysis Time..: 11:14	Analyst ID.....: 002260	
		Instrument ID..: I8		MDL.....: 0.052		
Beryllium	**1.1**	**1.0**	**ug/L**	**SW846 6020**	**08/26-09/03/09**	**LJPW81AF**
		Dilution Factor: 1		Analysis Time..: 09:45	Analyst ID.....: 002260	
		Instrument ID..: I8		MDL.....: 0.037		
Cadmium	ND	1.0	ug/L	SW846 6020	08/26-08/31/09	LJPW81AG
		Dilution Factor: 1		Analysis Time..: 11:14	Analyst ID.....: 002260	
		Instrument ID..: I8		MDL.....: 0.027		
Cobalt	**21.0**	**1.0**	**ug/L**	**SW846 6020**	**08/26-08/31/09**	**LJPW81AH**
		Dilution Factor: 1		Analysis Time..: 11:14	Analyst ID.....: 002260	
		Instrument ID..: I8		MDL.....: 0.033		
Chromium	**10.8 J**	**2.0**	**ug/L**	**SW846 6020**	**08/26-08/31/09**	**LJPW81AW**
		Dilution Factor: 1		Analysis Time..: 11:14	Analyst ID.....: 002260	
		Instrument ID..: I8		MDL.....: 0.066		
Copper	**8.3 J**	**2.0**	**ug/L**	**SW846 6020**	**08/26-08/31/09**	**LJPW81AJ**
		Dilution Factor: 1		Analysis Time..: 11:14	Analyst ID.....: 002260	
		Instrument ID..: I8		MDL.....: 0.064		
Iron	**21800 J**	**50.0**	**ug/L**	**SW846 6020**	**08/26-08/31/09**	**LJPW81AK**
		Dilution Factor: 1		Analysis Time..: 11:14	Analyst ID.....: 002260	
		Instrument ID..: I8		MDL.....: 11.0		
Potassium	**10700 J**	**1000**	**ug/L**	**SW846 6020**	**08/26-09/03/09**	**LJPW81CL**
		Dilution Factor: 1		Analysis Time..: 09:45	Analyst ID.....: 002260	
		Instrument ID..: I8		MDL.....: 17.0		

(Continued on next page)

Tetra Tech NUS, Inc

Client Sample ID: MRC-MW21A-082409

TOTAL Metals

Lot-Sample #...: A9H250196-002 Matrix.....: WG

PARAMETER	RESULT	REPORTING LIMIT	UNITS	METHOD	PREPARATION-ANALYSIS DATE	WORK ORDER #
Manganese	2890 J	1.0	ug/L	SW846 6020	08/26-08/31/09	LJPW81AM
		Dilution Factor: 1		Analysis Time..: 11:14	Analyst ID.....: 002260	
		Instrument ID..: I8		MDL.....: 0.14		
Molybdenum	0.60 B	2.0	ug/L	SW846 6020	08/26-08/31/09	LJPW81AN
		Dilution Factor: 1		Analysis Time..: 11:14	Analyst ID.....: 002260	
		Instrument ID..: I8		MDL.....: 0.20		
Nickel	17.1 J	2.0	ug/L	SW846 6020	08/26-08/31/09	LJPW81AP
		Dilution Factor: 1		Analysis Time..: 11:14	Analyst ID.....: 002260	
		Instrument ID..: I8		MDL.....: 0.10		
Lead	3.2 J	1.0	ug/L	SW846 6020	08/26-08/31/09	LJPW81AL
		Dilution Factor: 1		Analysis Time..: 11:14	Analyst ID.....: 002260	
		Instrument ID..: I8		MDL.....: 0.034		
Antimony	0.17 B,J	2.0	ug/L	SW846 6020	08/26-08/31/09	LJPW81AC
		Dilution Factor: 1		Analysis Time..: 11:14	Analyst ID.....: 002260	
		Instrument ID..: I8		MDL.....: 0.055		
Selenium	1.1 B	5.0	ug/L	SW846 6020	08/26-08/31/09	LJPW81AQ
		Dilution Factor: 1		Analysis Time..: 11:14	Analyst ID.....: 002260	
		Instrument ID..: I8		MDL.....: 0.14		
Thallium	0.14 B	1.0	ug/L	SW846 6020	08/26-08/31/09	LJPW81AT
		Dilution Factor: 1		Analysis Time..: 11:14	Analyst ID.....: 002260	
		Instrument ID..: I8		MDL.....: 0.12		
Vanadium	14.6 B	20.0	ug/L	SW846 6020	08/26-08/31/09	LJPW81AU
		Dilution Factor: 1		Analysis Time..: 11:14	Analyst ID.....: 002260	
		Instrument ID..: I8		MDL.....: 0.60		
Zinc	35.6 J	20.0	ug/L	SW846 6020	08/26-08/31/09	LJPW81AV
		Dilution Factor: 1		Analysis Time..: 11:14	Analyst ID.....: 002260	
		Instrument ID..: I8		MDL.....: 0.85		
Mercury	ND	0.20	ug/L	SW846 7470A	08/26/09	LJPW81AX
		Dilution Factor: 1		Analysis Time..: 12:27	Analyst ID.....: 001576	
		Instrument ID..: H4		MDL.....: 0.10		

NOTE(S):

B Estimated result. Result is less than RL.

J Method blank contamination. The associated method blank contains the target analyte at a reportable level.

Tetra Tech NUS, Inc

Client Sample ID: MRC-MW21B-082409

TOTAL Metals

Lot-Sample #...: A9H250196-004 Matrix.....: WG
Date Sampled...: 08/24/09 15:05 Date Received..: 08/25/09

PARAMETER	RESULT	REPORTING LIMIT	UNITS	METHOD	PREPARATION-ANALYSIS DATE	WORK ORDER #
Prep Batch #...: 9238015						
Silver	ND	1.0	ug/L	SW846 6020	08/26-08/31/09	LJPXQ1AR
		Dilution Factor: 1		Analysis Time..: 11:50	Analyst ID.....: 002260	
		Instrument ID..: I8		MDL.....: 0.033		
Arsenic	**0.31 B**	**5.0**	**ug/L**	**SW846 6020**	**08/26-08/31/09**	**LJPXQ1AD**
		Dilution Factor: 1		Analysis Time..: 11:50	Analyst ID.....: 002260	
		Instrument ID..: I8		MDL.....: 0.21		
Barium	**90.5 J**	**1.0**	**ug/L**	**SW846 6020**	**08/26-08/31/09**	**LJPXQ1AE**
		Dilution Factor: 1		Analysis Time..: 11:50	Analyst ID.....: 002260	
		Instrument ID..: I8		MDL.....: 0.052		
Beryllium	**1.4**	**1.0**	**ug/L**	**SW846 6020**	**08/26-09/03/09**	**LJPXQ1AF**
		Dilution Factor: 1		Analysis Time..: 10:17	Analyst ID.....: 002260	
		Instrument ID..: I8		MDL.....: 0.037		
Cadmium	ND	1.0	ug/L	SW846 6020	08/26-08/31/09	LJPXQ1AG
		Dilution Factor: 1		Analysis Time..: 11:50	Analyst ID.....: 002260	
		Instrument ID..: I8		MDL.....: 0.027		
Cobalt	**66.0**	**1.0**	**ug/L**	**SW846 6020**	**08/26-08/31/09**	**LJPXQ1AH**
		Dilution Factor: 1		Analysis Time..: 11:50	Analyst ID.....: 002260	
		Instrument ID..: I8		MDL.....: 0.033		
Chromium	ND	2.0	ug/L	SW846 6020	08/26-08/31/09	LJPXQ1AW
		Dilution Factor: 1		Analysis Time..: 11:50	Analyst ID.....: 002260	
		Instrument ID..: I8		MDL.....: 0.066		
Copper	**0.29 B,J**	**2.0**	**ug/L**	**SW846 6020**	**08/26-08/31/09**	**LJPXQ1AJ**
		Dilution Factor: 1		Analysis Time..: 11:50	Analyst ID.....: 002260	
		Instrument ID..: I8		MDL.....: 0.064		
Iron	**31200 J**	**50.0**	**ug/L**	**SW846 6020**	**08/26-08/31/09**	**LJPXQ1AK**
		Dilution Factor: 1		Analysis Time..: 11:50	Analyst ID.....: 002260	
		Instrument ID..: I8		MDL.....: 11.0		
Manganese	**2900 J**	**1.0**	**ug/L**	**SW846 6020**	**08/26-08/31/09**	**LJPXQ1AM**
		Dilution Factor: 1		Analysis Time..: 11:50	Analyst ID.....: 002260	
		Instrument ID..: I8		MDL.....: 0.14		

(Continued on next page)

Tetra Tech NUS, Inc

Client Sample ID: MRC-MW21B-082409

TOTAL Metals

Lot-Sample #...: A9H250196-004 Matrix.....: WG

PARAMETER	RESULT	REPORTING LIMIT	UNITS	METHOD	PREPARATION-ANALYSIS DATE	WORK ORDER #
Molybdenum	0.25 B	2.0	ug/L	SW846 6020	08/26-08/31/09	LJPXQ1AN
		Dilution Factor: 1		Analysis Time..: 11:50	Analyst ID.....: 002260	
		Instrument ID..: I8		MDL.....: 0.20		
Nickel	82.9 J	2.0	ug/L	SW846 6020	08/26-08/31/09	LJPXQ1AP
		Dilution Factor: 1		Analysis Time..: 11:50	Analyst ID.....: 002260	
		Instrument ID..: I8		MDL.....: 0.10		
Lead	0.11 B,J	1.0	ug/L	SW846 6020	08/26-08/31/09	LJPXQ1AL
		Dilution Factor: 1		Analysis Time..: 11:50	Analyst ID.....: 002260	
		Instrument ID..: I8		MDL.....: 0.034		
Antimony	ND	2.0	ug/L	SW846 6020	08/26-08/31/09	LJPXQ1AC
		Dilution Factor: 1		Analysis Time..: 11:50	Analyst ID.....: 002260	
		Instrument ID..: I8		MDL.....: 0.055		
Selenium	ND	5.0	ug/L	SW846 6020	08/26-08/31/09	LJPXQ1AQ
		Dilution Factor: 1		Analysis Time..: 11:50	Analyst ID.....: 002260	
		Instrument ID..: I8		MDL.....: 0.14		
Thallium	0.18 B	1.0	ug/L	SW846 6020	08/26-08/31/09	LJPXQ1AT
		Dilution Factor: 1		Analysis Time..: 11:50	Analyst ID.....: 002260	
		Instrument ID..: I8		MDL.....: 0.12		
Vanadium	ND	20.0	ug/L	SW846 6020	08/26-08/31/09	LJPXQ1AU
		Dilution Factor: 1		Analysis Time..: 11:50	Analyst ID.....: 002260	
		Instrument ID..: I8		MDL.....: 0.60		
Zinc	164 J	20.0	ug/L	SW846 6020	08/26-08/31/09	LJPXQ1AV
		Dilution Factor: 1		Analysis Time..: 11:50	Analyst ID.....: 002260	
		Instrument ID..: I8		MDL.....: 0.85		
Mercury	ND	0.20	ug/L	SW846 7470A	08/26/09	LJPXQ1AX
		Dilution Factor: 1		Analysis Time..: 12:37	Analyst ID.....: 001576	
		Instrument ID..: H4		MDL.....: 0.10		

NOTE(S):

B Estimated result. Result is less than RL.

J Method blank contamination. The associated method blank contains the target analyte at a reportable level.

Tetra Tech NUS, Inc

Client Sample ID: MRC-MW27A-082609

TOTAL Metals

Lot-Sample #...: A9H270200-002 Matrix.....: WG
Date Sampled...: 08/26/09 09:46 Date Received..: 08/27/09

PARAMETER	RESULT	REPORTING LIMIT	UNITS	METHOD	PREPARATION-ANALYSIS DATE	WORK ORDER #
Prep Batch #...: 9240019						
Silver	ND	1.0 Dilution Factor: 1 Instrument ID..: I8	ug/L	SW846 6020 Analysis Time..: 21:09 MDL.....: 0.033	08/28-09/04/09 Analyst ID.....: 002260	LJWDQ1AR
Arsenic	6.0	5.0 Dilution Factor: 1 Instrument ID..: I8	ug/L	SW846 6020 Analysis Time..: 21:09 MDL.....: 0.21	08/28-09/04/09 Analyst ID.....: 002260	LJWDQ1AD
Barium	552 J	1.0 Dilution Factor: 1 Instrument ID..: I8	ug/L	SW846 6020 Analysis Time..: 21:09 MDL.....: 0.052	08/28-09/04/09 Analyst ID.....: 002260	LJWDQ1AE
Beryllium	2.6	1.0 Dilution Factor: 1 Instrument ID..: I8	ug/L	SW846 6020 Analysis Time..: 21:09 MDL.....: 0.037	08/28-09/04/09 Analyst ID.....: 002260	LJWDQ1AF
Cadmium	ND	1.0 Dilution Factor: 1 Instrument ID..: I8	ug/L	SW846 6020 Analysis Time..: 21:09 MDL.....: 0.027	08/28-09/04/09 Analyst ID.....: 002260	LJWDQ1AG
Cobalt	596	1.0 Dilution Factor: 1 Instrument ID..: I8	ug/L	SW846 6020 Analysis Time..: 21:09 MDL.....: 0.033	08/28-09/04/09 Analyst ID.....: 002260	LJWDQ1AH
Chromium	0.31 B,J	2.0 Dilution Factor: 1 Instrument ID..: I8	ug/L	SW846 6020 Analysis Time..: 21:09 MDL.....: 0.066	08/28-09/04/09 Analyst ID.....: 002260	LJWDQ1AW
Copper	ND	2.0 Dilution Factor: 1 Instrument ID..: I8	ug/L	SW846 6020 Analysis Time..: 21:09 MDL.....: 0.064	08/28-09/04/09 Analyst ID.....: 002260	LJWDQ1AJ
Iron	96100 J	50.0 Dilution Factor: 1 Instrument ID..: I8	ug/L	SW846 6020 Analysis Time..: 21:09 MDL.....: 11.0	08/28-09/04/09 Analyst ID.....: 002260	LJWDQ1AK
Potassium	3300	1000 Dilution Factor: 1 Instrument ID..: I8	ug/L	SW846 6020 Analysis Time..: 15:49 MDL.....: 17.0	08/28-09/10/09 Analyst ID.....: 002260	LJWDQ1CL

(Continued on next page)

Tetra Tech NUS, Inc

Client Sample ID: MRC-MW27A-082609

TOTAL Metals

Lot-Sample #...: A9H270200-002 Matrix.....: WG

PARAMETER	RESULT	REPORTING LIMIT	UNITS	METHOD	PREPARATION-ANALYSIS DATE	WORK ORDER #
Manganese	37400 J	**10.0**	**ug/L**	**SW846 6020**	**08/28-09/08/09**	**LJWDQ1AM**
		Dilution Factor: 10		Analysis Time..: 11:08	Analyst ID.....: 002260	
		Instrument ID..: I8		MDL.....: 1.4		
Molybdenum	ND	2.0	ug/L	SW846 6020	08/28-09/04/09	LJWDQ1AN
		Dilution Factor: 1		Analysis Time..: 21:09	Analyst ID.....: 002260	
		Instrument ID..: I8		MDL.....: 0.20		
Nickel	274	**2.0**	**ug/L**	**SW846 6020**	**08/28-09/04/09**	**LJWDQ1AP**
		Dilution Factor: 1		Analysis Time..: 21:09	Analyst ID.....: 002260	
		Instrument ID..: I8		MDL.....: 0.10		
Lead	0.11 B,J	**1.0**	**ug/L**	**SW846 6020**	**08/28-09/04/09**	**LJWDQ1AL**
		Dilution Factor: 1		Analysis Time..: 21:09	Analyst ID.....: 002260	
		Instrument ID..: I8		MDL.....: 0.034		
Antimony	ND	2.0	ug/L	SW846 6020	08/28-09/04/09	LJWDQ1AC
		Dilution Factor: 1		Analysis Time..: 21:09	Analyst ID.....: 002260	
		Instrument ID..: I8		MDL.....: 0.055		
Selenium	0.27 B	**5.0**	**ug/L**	**SW846 6020**	**08/28-09/04/09**	**LJWDQ1AQ**
		Dilution Factor: 1		Analysis Time..: 21:09	Analyst ID.....: 002260	
		Instrument ID..: I8		MDL.....: 0.14		
Thallium	ND	1.0	ug/L	SW846 6020	08/28-09/04/09	LJWDQ1AT
		Dilution Factor: 1		Analysis Time..: 21:09	Analyst ID.....: 002260	
		Instrument ID..: I8		MDL.....: 0.12		
Vanadium	ND	20.0	ug/L	SW846 6020	08/28-09/04/09	LJWDQ1AU
		Dilution Factor: 1		Analysis Time..: 21:09	Analyst ID.....: 002260	
		Instrument ID..: I8		MDL.....: 0.60		
Zinc	260 J	**20.0**	**ug/L**	**SW846 6020**	**08/28-09/04/09**	**LJWDQ1AV**
		Dilution Factor: 1		Analysis Time..: 21:09	Analyst ID.....: 002260	
		Instrument ID..: I8		MDL.....: 0.85		
Mercury	ND	0.20	ug/L	SW846 7470A	08/28/09	LJWDQ1AX
		Dilution Factor: 1		Analysis Time..: 16:57	Analyst ID.....: 001576	
		Instrument ID..: H1		MDL.....: 0.10		

NOTE(S):

J Method blank contamination. The associated method blank contains the target analyte at a reportable level.

B Estimated result. Result is less than RL.

Tetra Tech NUS, Inc

Client Sample ID: MRC-MW27B-082409

TOTAL Metals

Lot-Sample #...: A9H250196-003 Matrix.....: WG
Date Sampled...: 08/24/09 13:50 Date Received..: 08/25/09

PARAMETER	RESULT	REPORTING LIMIT	UNITS	METHOD	PREPARATION-ANALYSIS DATE	WORK ORDER #
Prep Batch #...: 9238015						
Silver	ND	1.0	ug/L	SW846 6020	08/26-08/31/09	LJPXM1A4
		Dilution Factor: 1		Analysis Time..: 11:32	Analyst ID.....: 002260	
		Instrument ID..: I8		MDL.....: 0.033		
Arsenic	2.1 B	5.0	ug/L	SW846 6020	08/26-08/31/09	LJPXM1AP
		Dilution Factor: 1		Analysis Time..: 11:32	Analyst ID.....: 002260	
		Instrument ID..: I8		MDL.....: 0.21		
Barium	70.3 J	1.0	ug/L	SW846 6020	08/26-08/31/09	LJPXM1AQ
		Dilution Factor: 1		Analysis Time..: 11:32	Analyst ID.....: 002260	
		Instrument ID..: I8		MDL.....: 0.052		
Beryllium	1.6	1.0	ug/L	SW846 6020	08/26-09/03/09	LJPXM1AR
		Dilution Factor: 1		Analysis Time..: 10:01	Analyst ID.....: 002260	
		Instrument ID..: I8		MDL.....: 0.037		
Cadmium	0.34 B	1.0	ug/L	SW846 6020	08/26-08/31/09	LJPXM1AT
		Dilution Factor: 1		Analysis Time..: 11:32	Analyst ID.....: 002260	
		Instrument ID..: I8		MDL.....: 0.027		
Cobalt	208	1.0	ug/L	SW846 6020	08/26-08/31/09	LJPXM1AU
		Dilution Factor: 1		Analysis Time..: 11:32	Analyst ID.....: 002260	
		Instrument ID..: I8		MDL.....: 0.033		
Chromium	40.5 J	2.0	ug/L	SW846 6020	08/26-08/31/09	LJPXM1A8
		Dilution Factor: 1		Analysis Time..: 11:32	Analyst ID.....: 002260	
		Instrument ID..: I8		MDL.....: 0.066		
Copper	17.6 J	2.0	ug/L	SW846 6020	08/26-08/31/09	LJPXM1AV
		Dilution Factor: 1		Analysis Time..: 11:32	Analyst ID.....: 002260	
		Instrument ID..: I8		MDL.....: 0.064		
Iron	9790 J	50.0	ug/L	SW846 6020	08/26-08/31/09	LJPXM1AW
		Dilution Factor: 1		Analysis Time..: 11:32	Analyst ID.....: 002260	
		Instrument ID..: I8		MDL.....: 11.0		
Potassium	14500 J	1000	ug/L	SW846 6020	08/26-09/03/09	LJPXM1CM
		Dilution Factor: 1		Analysis Time..: 10:01	Analyst ID.....: 002260	
		Instrument ID..: I8		MDL.....: 17.0		

(Continued on next page)

Tetra Tech NUS, Inc

Client Sample ID: MRC-MW27B-082409

TOTAL Metals

Lot-Sample #...: A9H250196-003 Matrix.....: WG

PARAMETER	RESULT	REPORTING LIMIT	UNITS	METHOD	PREPARATION-ANALYSIS DATE	WORK ORDER #
Manganese	208 J	1.0	ug/L	SW846 6020	08/26-08/31/09	LJPXM1A0
		Dilution Factor: 1		Analysis Time..: 11:32	Analyst ID.....: 002260	
		Instrument ID..: I8		MDL.....: 0.14		
Molybdenum	2.6	2.0	ug/L	SW846 6020	08/26-08/31/09	LJPXM1A1
		Dilution Factor: 1		Analysis Time..: 11:32	Analyst ID.....: 002260	
		Instrument ID..: I8		MDL.....: 0.20		
Nickel	266 J	2.0	ug/L	SW846 6020	08/26-08/31/09	LJPXM1A2
		Dilution Factor: 1		Analysis Time..: 11:32	Analyst ID.....: 002260	
		Instrument ID..: I8		MDL.....: 0.10		
Lead	5.7 J	1.0	ug/L	SW846 6020	08/26-08/31/09	LJPXM1AX
		Dilution Factor: 1		Analysis Time..: 11:32	Analyst ID.....: 002260	
		Instrument ID..: I8		MDL.....: 0.034		
Antimony	0.47 B,J	2.0	ug/L	SW846 6020	08/26-08/31/09	LJPXM1AN
		Dilution Factor: 1		Analysis Time..: 11:32	Analyst ID.....: 002260	
		Instrument ID..: I8		MDL.....: 0.055		
Selenium	0.76 B	5.0	ug/L	SW846 6020	08/26-08/31/09	LJPXM1A3
		Dilution Factor: 1		Analysis Time..: 11:32	Analyst ID.....: 002260	
		Instrument ID..: I8		MDL.....: 0.14		
Thallium	0.85 B	1.0	ug/L	SW846 6020	08/26-08/31/09	LJPXM1A5
		Dilution Factor: 1		Analysis Time..: 11:32	Analyst ID.....: 002260	
		Instrument ID..: I8		MDL.....: 0.12		
Vanadium	5.7 B	20.0	ug/L	SW846 6020	08/26-08/31/09	LJPXM1A6
		Dilution Factor: 1		Analysis Time..: 11:32	Analyst ID.....: 002260	
		Instrument ID..: I8		MDL.....: 0.60		
Zinc	220 J	20.0	ug/L	SW846 6020	08/26-08/31/09	LJPXM1A7
		Dilution Factor: 1		Analysis Time..: 11:32	Analyst ID.....: 002260	
		Instrument ID..: I8		MDL.....: 0.85		
Mercury	ND	0.20	ug/L	SW846 7470A	08/26/09	LJPXM1A9
		Dilution Factor: 1		Analysis Time..: 12:33	Analyst ID.....: 001576	
		Instrument ID..: H4		MDL.....: 0.10		

NOTE(S):

B Estimated result. Result is less than RL.

J Method blank contamination. The associated method blank contains the target analyte at a reportable level.

Tetra Tech NUS, Inc

Client Sample ID: MRC-MW34A-082509

TOTAL Metals

Lot-Sample #...: A9H260250-003 Matrix.....: WG
Date Sampled...: 08/25/09 15:10 Date Received..: 08/26/09

PARAMETER	RESULT	REPORTING LIMIT	UNITS	METHOD	PREPARATION-ANALYSIS DATE	WORK ORDER #
Prep Batch #...: 9239019						
Silver	ND	1.0	ug/L	SW846 6020	08/27-09/04/09	LJTDX1A4
		Dilution Factor: 1		Analysis Time..: 12:32	Analyst ID.....: 002260	
		Instrument ID..: I8		MDL.....: 0.033		
Arsenic	ND	5.0	ug/L	SW846 6020	08/27-09/04/09	LJTDX1AP
		Dilution Factor: 1		Analysis Time..: 12:32	Analyst ID.....: 002260	
		Instrument ID..: I8		MDL.....: 0.21		
Barium	**41.5 J**	**1.0**	**ug/L**	**SW846 6020**	**08/27-09/04/09**	**LJTDX1AQ**
		Dilution Factor: 1		Analysis Time..: 12:32	Analyst ID.....: 002260	
		Instrument ID..: I8		MDL.....: 0.052		
Beryllium	**0.048 B**	**1.0**	**ug/L**	**SW846 6020**	**08/27-09/04/09**	**LJTDX1AR**
		Dilution Factor: 1		Analysis Time..: 12:32	Analyst ID.....: 002260	
		Instrument ID..: I8		MDL.....: 0.037		
Cadmium	ND	1.0	ug/L	SW846 6020	08/27-09/04/09	LJTDX1AT
		Dilution Factor: 1		Analysis Time..: 12:32	Analyst ID.....: 002260	
		Instrument ID..: I8		MDL.....: 0.027		
Cobalt	**0.66 B**	**1.0**	**ug/L**	**SW846 6020**	**08/27-09/04/09**	**LJTDX1AU**
		Dilution Factor: 1		Analysis Time..: 12:32	Analyst ID.....: 002260	
		Instrument ID..: I8		MDL.....: 0.033		
Chromium	**0.91 B,J**	**2.0**	**ug/L**	**SW846 6020**	**08/27-09/04/09**	**LJTDX1A8**
		Dilution Factor: 1		Analysis Time..: 12:32	Analyst ID.....: 002260	
		Instrument ID..: I8		MDL.....: 0.066		
Copper	**0.30 B,J**	**2.0**	**ug/L**	**SW846 6020**	**08/27-09/04/09**	**LJTDX1AV**
		Dilution Factor: 1		Analysis Time..: 12:32	Analyst ID.....: 002260	
		Instrument ID..: I8		MDL.....: 0.064		
Iron	**120 J**	**50.0**	**ug/L**	**SW846 6020**	**08/27-09/04/09**	**LJTDX1AW**
		Dilution Factor: 1		Analysis Time..: 12:32	Analyst ID.....: 002260	
		Instrument ID..: I8		MDL.....: 11.0		
Potassium	**7880 J**	**1000**	**ug/L**	**SW846 6020**	**08/27-09/04/09**	**LJTDX1CX**
		Dilution Factor: 1		Analysis Time..: 12:32	Analyst ID.....: 002260	
		Instrument ID..: I8		MDL.....: 17.0		

(Continued on next page)

Tetra Tech NUS, Inc

Client Sample ID: MRC-MW34A-082509

TOTAL Metals

Lot-Sample #...: A9H260250-003 Matrix.....: WG

PARAMETER	RESULT	REPORTING LIMIT	UNITS	METHOD	PREPARATION-ANALYSIS DATE	WORK ORDER #
Manganese	2.8 J	1.0	ug/L	SW846 6020	08/27-09/04/09	LJTDX1A0
		Dilution Factor: 1		Analysis Time..: 12:32	Analyst ID.....: 002260	
		Instrument ID..: I8		MDL.....: 0.14		
Molybdenum	ND	2.0	ug/L	SW846 6020	08/27-09/04/09	LJTDX1A1
		Dilution Factor: 1		Analysis Time..: 12:32	Analyst ID.....: 002260	
		Instrument ID..: I8		MDL.....: 0.20		
Nickel	0.84 B,J	2.0	ug/L	SW846 6020	08/27-09/04/09	LJTDX1A2
		Dilution Factor: 1		Analysis Time..: 12:32	Analyst ID.....: 002260	
		Instrument ID..: I8		MDL.....: 0.10		
Lead	0.16 B,J	1.0	ug/L	SW846 6020	08/27-09/04/09	LJTDX1AX
		Dilution Factor: 1		Analysis Time..: 12:32	Analyst ID.....: 002260	
		Instrument ID..: I8		MDL.....: 0.034		
Antimony	ND	2.0	ug/L	SW846 6020	08/27-09/04/09	LJTDX1AN
		Dilution Factor: 1		Analysis Time..: 12:32	Analyst ID.....: 002260	
		Instrument ID..: I8		MDL.....: 0.055		
Selenium	2.1 B	5.0	ug/L	SW846 6020	08/27-09/04/09	LJTDX1A3
		Dilution Factor: 1		Analysis Time..: 12:32	Analyst ID.....: 002260	
		Instrument ID..: I8		MDL.....: 0.14		
Thallium	ND	1.0	ug/L	SW846 6020	08/27-09/04/09	LJTDX1A5
		Dilution Factor: 1		Analysis Time..: 12:32	Analyst ID.....: 002260	
		Instrument ID..: I8		MDL.....: 0.12		
Vanadium	ND	20.0	ug/L	SW846 6020	08/27-09/04/09	LJTDX1A6
		Dilution Factor: 1		Analysis Time..: 12:32	Analyst ID.....: 002260	
		Instrument ID..: I8		MDL.....: 0.60		
Zinc	5.2 B,J	20.0	ug/L	SW846 6020	08/27-09/04/09	LJTDX1A7
		Dilution Factor: 1		Analysis Time..: 12:32	Analyst ID.....: 002260	
		Instrument ID..: I8		MDL.....: 0.85		
Mercury	ND	0.20	ug/L	SW846 7470A	08/27-08/28/09	LJTDX1A9
		Dilution Factor: 1		Analysis Time..: 12:48	Analyst ID.....: 001576	
		Instrument ID..: H1		MDL.....: 0.10		

NOTE(S):

J Method blank contamination. The associated method blank contains the target analyte at a reportable level.

B Estimated result. Result is less than RL.

Tetra Tech NUS, Inc

Client Sample ID: MRC-MW34B-082509

TOTAL Metals

Lot-Sample #...: A9H260250-002 Matrix.....: WG
Date Sampled...: 08/25/09 11:15 Date Received..: 08/26/09

PARAMETER	RESULT	REPORTING LIMIT	UNITS	METHOD	PREPARATION-ANALYSIS DATE	WORK ORDER #
Prep Batch #...: 9239019						
Silver	ND	1.0	ug/L	SW846 6020	08/27-09/04/09	LJTCV1AR
		Dilution Factor: 1		Analysis Time..: 12:23	Analyst ID.....: 002260	
		Instrument ID..: I8		MDL.....: 0.033		
Arsenic	ND	5.0	ug/L	SW846 6020	08/27-09/04/09	LJTCV1AD
		Dilution Factor: 1		Analysis Time..: 12:23	Analyst ID.....: 002260	
		Instrument ID..: I8		MDL.....: 0.21		
Barium	**145 J**	**1.0**	**ug/L**	**SW846 6020**	**08/27-09/04/09**	**LJTCV1AE**
		Dilution Factor: 1		Analysis Time..: 12:23	Analyst ID.....: 002260	
		Instrument ID..: I8		MDL.....: 0.052		
Beryllium	**9.9**	**1.0**	**ug/L**	**SW846 6020**	**08/27-09/04/09**	**LJTCV1AF**
		Dilution Factor: 1		Analysis Time..: 12:23	Analyst ID.....: 002260	
		Instrument ID..: I8		MDL.....: 0.037		
Cadmium	**0.42 B**	**1.0**	**ug/L**	**SW846 6020**	**08/27-09/04/09**	**LJTCV1AG**
		Dilution Factor: 1		Analysis Time..: 12:23	Analyst ID.....: 002260	
		Instrument ID..: I8		MDL.....: 0.027		
Cobalt	**123**	**1.0**	**ug/L**	**SW846 6020**	**08/27-09/04/09**	**LJTCV1AH**
		Dilution Factor: 1		Analysis Time..: 12:23	Analyst ID.....: 002260	
		Instrument ID..: I8		MDL.....: 0.033		
Chromium	**0.89 B,J**	**2.0**	**ug/L**	**SW846 6020**	**08/27-09/04/09**	**LJTCV1AW**
		Dilution Factor: 1		Analysis Time..: 12:23	Analyst ID.....: 002260	
		Instrument ID..: I8		MDL.....: 0.066		
Copper	**38.0 J**	**2.0**	**ug/L**	**SW846 6020**	**08/27-09/04/09**	**LJTCV1AJ**
		Dilution Factor: 1		Analysis Time..: 12:23	Analyst ID.....: 002260	
		Instrument ID..: I8		MDL.....: 0.064		
Iron	**1180 J**	**50.0**	**ug/L**	**SW846 6020**	**08/27-09/04/09**	**LJTCV1AK**
		Dilution Factor: 1		Analysis Time..: 12:23	Analyst ID.....: 002260	
		Instrument ID..: I8		MDL.....: 11.0		
Potassium	**6980 J**	**1000**	**ug/L**	**SW846 6020**	**08/27-09/04/09**	**LJTCV1CX**
		Dilution Factor: 1		Analysis Time..: 12:23	Analyst ID.....: 002260	
		Instrument ID..: I8		MDL.....: 17.0		

(Continued on next page)

Tetra Tech NUS, Inc

Client Sample ID: MRC-MW34B-082509

TOTAL Metals

Lot-Sample #...: A9H260250-002 Matrix.....: WG

PARAMETER	RESULT	REPORTING LIMIT	UNITS	METHOD	PREPARATION-ANALYSIS DATE	WORK ORDER #
Manganese	**474 J**	**1.0**	**ug/L**	**SW846 6020**	**08/27-09/04/09**	**LJTCV1AM**
		Dilution Factor: 1		Analysis Time..: 12:23	Analyst ID.....: 002260	
		Instrument ID..: I8		MDL.....: 0.14		
Molybdenum	ND	2.0	ug/L	SW846 6020	08/27-09/04/09	LJTCV1AN
		Dilution Factor: 1		Analysis Time..: 12:23	Analyst ID.....: 002260	
		Instrument ID..: I8		MDL.....: 0.20		
Nickel	**163 J**	**2.0**	**ug/L**	**SW846 6020**	**08/27-09/04/09**	**LJTCV1AP**
		Dilution Factor: 1		Analysis Time..: 12:23	Analyst ID.....: 002260	
		Instrument ID..: I8		MDL.....: 0.10		
Lead	**0.40 B,J**	**1.0**	**ug/L**	**SW846 6020**	**08/27-09/04/09**	**LJTCV1AL**
		Dilution Factor: 1		Analysis Time..: 12:23	Analyst ID.....: 002260	
		Instrument ID..: I8		MDL.....: 0.034		
Antimony	ND	2.0	ug/L	SW846 6020	08/27-09/04/09	LJTCV1AC
		Dilution Factor: 1		Analysis Time..: 12:23	Analyst ID.....: 002260	
		Instrument ID..: I8		MDL.....: 0.055		
Selenium	**0.66 B**	**5.0**	**ug/L**	**SW846 6020**	**08/27-09/04/09**	**LJTCV1AQ**
		Dilution Factor: 1		Analysis Time..: 12:23	Analyst ID.....: 002260	
		Instrument ID..: I8		MDL.....: 0.14		
Thallium	**0.14 B**	**1.0**	**ug/L**	**SW846 6020**	**08/27-09/04/09**	**LJTCV1AT**
		Dilution Factor: 1		Analysis Time..: 12:23	Analyst ID.....: 002260	
		Instrument ID..: I8		MDL.....: 0.12		
Vanadium	**6.1 B**	**20.0**	**ug/L**	**SW846 6020**	**08/27-09/04/09**	**LJTCV1AU**
		Dilution Factor: 1		Analysis Time..: 12:23	Analyst ID.....: 002260	
		Instrument ID..: I8		MDL.....: 0.60		
Zinc	**335 J**	**20.0**	**ug/L**	**SW846 6020**	**08/27-09/04/09**	**LJTCV1AV**
		Dilution Factor: 1		Analysis Time..: 12:23	Analyst ID.....: 002260	
		Instrument ID..: I8		MDL.....: 0.85		
Mercury	ND	0.20	ug/L	SW846 7470A	08/27-08/28/09	LJTCV1AX
		Dilution Factor: 1		Analysis Time..: 12:50	Analyst ID.....: 001576	
		Instrument ID..: H1		MDL.....: 0.10		

NOTE(S):

J Method blank contamination. The associated method blank contains the target analyte at a reportable level.

B Estimated result. Result is less than RL.

Tetra Tech NUS, Inc

Client Sample ID: MRC-MW36A-082609

TOTAL Metals

Lot-Sample #...: A9H270200-003 Matrix.....: WG
Date Sampled...: 08/26/09 11:14 Date Received..: 08/27/09

PARAMETER	RESULT	REPORTING LIMIT	UNITS	METHOD	PREPARATION-ANALYSIS DATE	WORK ORDER #
Prep Batch #...: 9243020						
Silver	ND	1.0	ug/L	SW846 6020	08/31-09/04/09	LJWD41A4
		Dilution Factor: 1		Analysis Time..: 21:39	Analyst ID.....: 002260	
		Instrument ID..: I8		MDL.....: 0.033		
Arsenic	ND	5.0	ug/L	SW846 6020	08/31-09/04/09	LJWD41AP
		Dilution Factor: 1		Analysis Time..: 21:39	Analyst ID.....: 002260	
		Instrument ID..: I8		MDL.....: 0.21		
Barium	33.5 J	1.0	ug/L	SW846 6020	08/31-09/04/09	LJWD41AQ
		Dilution Factor: 1		Analysis Time..: 21:39	Analyst ID.....: 002260	
		Instrument ID..: I8		MDL.....: 0.052		
Beryllium	3.6	1.0	ug/L	SW846 6020	08/31-09/04/09	LJWD41AR
		Dilution Factor: 1		Analysis Time..: 21:39	Analyst ID.....: 002260	
		Instrument ID..: I8		MDL.....: 0.037		
Cadmium	0.080 B	1.0	ug/L	SW846 6020	08/31-09/04/09	LJWD41AT
		Dilution Factor: 1		Analysis Time..: 21:39	Analyst ID.....: 002260	
		Instrument ID..: I8		MDL.....: 0.027		
Cobalt	46.1	1.0	ug/L	SW846 6020	08/31-09/04/09	LJWD41AU
		Dilution Factor: 1		Analysis Time..: 21:39	Analyst ID.....: 002260	
		Instrument ID..: I8		MDL.....: 0.033		
Chromium	0.24 B,J	2.0	ug/L	SW846 6020	08/31-09/04/09	LJWD41A8
		Dilution Factor: 1		Analysis Time..: 21:39	Analyst ID.....: 002260	
		Instrument ID..: I8		MDL.....: 0.066		
Copper	2.9 J	2.0	ug/L	SW846 6020	08/31-09/04/09	LJWD41AV
		Dilution Factor: 1		Analysis Time..: 21:39	Analyst ID.....: 002260	
		Instrument ID..: I8		MDL.....: 0.064		
Iron	215 J	50.0	ug/L	SW846 6020	08/31-09/04/09	LJWD41AW
		Dilution Factor: 1		Analysis Time..: 21:39	Analyst ID.....: 002260	
		Instrument ID..: I8		MDL.....: 11.0		
Potassium	966 B,J	1000	ug/L	SW846 6020	08/31-09/10/09	LJWD41CL
		Dilution Factor: 1		Analysis Time..: 16:13	Analyst ID.....: 002260	
		Instrument ID..: I8		MDL.....: 17.0		

(Continued on next page)

Tetra Tech NUS, Inc

Client Sample ID: MRC-MW36A-082609

TOTAL Metals

Lot-Sample #...: A9H270200-003 Matrix.....: WG

PARAMETER	RESULT	REPORTING LIMIT	UNITS	METHOD	PREPARATION-ANALYSIS DATE	WORK ORDER #
Manganese	42.1 J	1.0	ug/L	SW846 6020	08/31-09/08/09	LJWD41A0
		Dilution Factor: 1		Analysis Time..: 16:16	Analyst ID.....: 002260	
		Instrument ID..: I8		MDL.....: 0.14		
Molybdenum	0.39 B	2.0	ug/L	SW846 6020	08/31-09/04/09	LJWD41A1
		Dilution Factor: 1		Analysis Time..: 21:39	Analyst ID.....: 002260	
		Instrument ID..: I8		MDL.....: 0.20		
Nickel	56.5 J	2.0	ug/L	SW846 6020	08/31-09/04/09	LJWD41A2
		Dilution Factor: 1		Analysis Time..: 21:39	Analyst ID.....: 002260	
		Instrument ID..: I8		MDL.....: 0.10		
Lead	0.21 B,J	1.0	ug/L	SW846 6020	08/31-09/04/09	LJWD41AX
		Dilution Factor: 1		Analysis Time..: 21:39	Analyst ID.....: 002260	
		Instrument ID..: I8		MDL.....: 0.034		
Antimony	0.088 B	2.0	ug/L	SW846 6020	08/31-09/04/09	LJWD41AN
		Dilution Factor: 1		Analysis Time..: 21:39	Analyst ID.....: 002260	
		Instrument ID..: I8		MDL.....: 0.055		
Selenium	0.26 B	5.0	ug/L	SW846 6020	08/31-09/04/09	LJWD41A3
		Dilution Factor: 1		Analysis Time..: 21:39	Analyst ID.....: 002260	
		Instrument ID..: I8		MDL.....: 0.14		
Thallium	ND	1.0	ug/L	SW846 6020	08/31-09/04/09	LJWD41A5
		Dilution Factor: 1		Analysis Time..: 21:39	Analyst ID.....: 002260	
		Instrument ID..: I8		MDL.....: 0.12		
Vanadium	ND	20.0	ug/L	SW846 6020	08/31-09/04/09	LJWD41A6
		Dilution Factor: 1		Analysis Time..: 21:39	Analyst ID.....: 002260	
		Instrument ID..: I8		MDL.....: 0.60		
Zinc	88.5 J	20.0	ug/L	SW846 6020	08/31-09/04/09	LJWD41A7
		Dilution Factor: 1		Analysis Time..: 21:39	Analyst ID.....: 002260	
		Instrument ID..: I8		MDL.....: 0.85		
Mercury	ND	0.20	ug/L	SW846 7470A	08/31-09/01/09	LJWD41A9
		Dilution Factor: 1		Analysis Time..: 13:19	Analyst ID.....: 001576	
		Instrument ID..: H1		MDL.....: 0.10		

NOTE(S):

J Method blank contamination. The associated method blank contains the target analyte at a reportable level.

B Estimated result. Result is less than RL.

Tetra Tech NUS, Inc

Client Sample ID: MRC-MW37A-082709

TOTAL Metals

Lot-Sample #...: A9H280125-004 Matrix.....: WG
Date Sampled...: 08/27/09 11:30 Date Received..: 08/28/09

PARAMETER	RESULT	REPORTING LIMIT	UNITS	METHOD	PREPARATION-ANALYSIS DATE	WORK ORDER #
Prep Batch #...: 9243020						
Silver	ND	1.0	ug/L	SW846 6020	08/31-09/04/09	LJX581A4
		Dilution Factor: 1		Analysis Time..: 22:24	Analyst ID.....: 002260	
		Instrument ID..: I8		MDL.....: 0.033		
Arsenic	ND	5.0	ug/L	SW846 6020	08/31-09/04/09	LJX581AP
		Dilution Factor: 1		Analysis Time..: 22:24	Analyst ID.....: 002260	
		Instrument ID..: I8		MDL.....: 0.21		
Barium	**32.0 J**	**1.0**	**ug/L**	**SW846 6020**	**08/31-09/04/09**	**LJX581AQ**
		Dilution Factor: 1		Analysis Time..: 22:24	Analyst ID.....: 002260	
		Instrument ID..: I8		MDL.....: 0.052		
Beryllium	**1.5**	**1.0**	**ug/L**	**SW846 6020**	**08/31-09/04/09**	**LJX581AR**
		Dilution Factor: 1		Analysis Time..: 22:24	Analyst ID.....: 002260	
		Instrument ID..: I8		MDL.....: 0.037		
Cadmium	**0.16 B**	**1.0**	**ug/L**	**SW846 6020**	**08/31-09/04/09**	**LJX581AT**
		Dilution Factor: 1		Analysis Time..: 22:24	Analyst ID.....: 002260	
		Instrument ID..: I8		MDL.....: 0.027		
Cobalt	**15.6**	**1.0**	**ug/L**	**SW846 6020**	**08/31-09/04/09**	**LJX581AU**
		Dilution Factor: 1		Analysis Time..: 22:24	Analyst ID.....: 002260	
		Instrument ID..: I8		MDL.....: 0.033		
Chromium	**0.45 B,J**	**2.0**	**ug/L**	**SW846 6020**	**08/31-09/04/09**	**LJX581A8**
		Dilution Factor: 1		Analysis Time..: 22:24	Analyst ID.....: 002260	
		Instrument ID..: I8		MDL.....: 0.066		
Copper	**1.5 B,J**	**2.0**	**ug/L**	**SW846 6020**	**08/31-09/04/09**	**LJX581AV**
		Dilution Factor: 1		Analysis Time..: 22:24	Analyst ID.....: 002260	
		Instrument ID..: I8		MDL.....: 0.064		
Iron	**352 J**	**50.0**	**ug/L**	**SW846 6020**	**08/31-09/04/09**	**LJX581AW**
		Dilution Factor: 1		Analysis Time..: 22:24	Analyst ID.....: 002260	
		Instrument ID..: I8		MDL.....: 11.0		
Potassium	**5070 J**	**1000**	**ug/L**	**SW846 6020**	**08/31-09/10/09**	**LJX581CM**
		Dilution Factor: 1		Analysis Time..: 16:31	Analyst ID.....: 002260	
		Instrument ID..: I8		MDL.....: 17.0		

(Continued on next page)

Tetra Tech NUS, Inc

Client Sample ID: MRC-MW37A-082709

TOTAL Metals

Lot-Sample #...: A9H280125-004 Matrix.....: WG

PARAMETER	RESULT	REPORTING LIMIT	UNITS	METHOD	PREPARATION-ANALYSIS DATE	WORK ORDER #
Manganese	**108 J**	**1.0**	**ug/L**	**SW846 6020**	**08/31-09/08/09**	**LJX581A0**
		Dilution Factor: 1		Analysis Time..: 17:10	Analyst ID.....: 002260	
		Instrument ID..: I8		MDL.....: 0.14		
Molybdenum	ND	2.0	ug/L	SW846 6020	08/31-09/04/09	LJX581A1
		Dilution Factor: 1		Analysis Time..: 22:24	Analyst ID.....: 002260	
		Instrument ID..: I8		MDL.....: 0.20		
Nickel	**14.4 J**	**2.0**	**ug/L**	**SW846 6020**	**08/31-09/04/09**	**LJX581A2**
		Dilution Factor: 1		Analysis Time..: 22:24	Analyst ID.....: 002260	
		Instrument ID..: I8		MDL.....: 0.10		
Lead	**0.35 B,J**	**1.0**	**ug/L**	**SW846 6020**	**08/31-09/04/09**	**LJX581AX**
		Dilution Factor: 1		Analysis Time..: 22:24	Analyst ID.....: 002260	
		Instrument ID..: I8		MDL.....: 0.034		
Antimony	**0.072 B**	**2.0**	**ug/L**	**SW846 6020**	**08/31-09/04/09**	**LJX581AN**
		Dilution Factor: 1		Analysis Time..: 22:24	Analyst ID.....: 002260	
		Instrument ID..: I8		MDL.....: 0.055		
Selenium	**0.34 B**	**5.0**	**ug/L**	**SW846 6020**	**08/31-09/04/09**	**LJX581A3**
		Dilution Factor: 1		Analysis Time..: 22:24	Analyst ID.....: 002260	
		Instrument ID..: I8		MDL.....: 0.14		
Thallium	ND	1.0	ug/L	SW846 6020	08/31-09/04/09	LJX581A5
		Dilution Factor: 1		Analysis Time..: 22:24	Analyst ID.....: 002260	
		Instrument ID..: I8		MDL.....: 0.12		
Vanadium	ND	20.0	ug/L	SW846 6020	08/31-09/04/09	LJX581A6
		Dilution Factor: 1		Analysis Time..: 22:24	Analyst ID.....: 002260	
		Instrument ID..: I8		MDL.....: 0.60		
Zinc	**28.3 J**	**20.0**	**ug/L**	**SW846 6020**	**08/31-09/04/09**	**LJX581A7**
		Dilution Factor: 1		Analysis Time..: 22:24	Analyst ID.....: 002260	
		Instrument ID..: I8		MDL.....: 0.85		
Mercury	ND	0.20	ug/L	SW846 7470A	08/31-09/01/09	LJX581A9
		Dilution Factor: 1		Analysis Time..: 13:17	Analyst ID.....: 001576	
		Instrument ID..: H1		MDL.....: 0.10		

NOTE(S):

J Method blank contamination. The associated method blank contains the target analyte at a reportable level.

B Estimated result. Result is less than RL.

Tetra Tech NUS, Inc

Client Sample ID: MRC-MW37B-08

TOTAL Metals

Lot-Sample #...: A9H290152-002 Matrix.....: WG
Date Sampled...: 08/28/09 10:53 Date Received..: 08/29/09

PARAMETER	RESULT	REPORTING LIMIT	UNITS	METHOD	PREPARATION-ANALYSIS DATE	WORK ORDER #
Prep Batch #...: 9243020						
Silver	0.038 B	1.0	ug/L	SW846 6020	08/31-09/04/09	LJ2KH1AR
		Dilution Factor: 1		Analysis Time..: 23:31	Analyst ID.....: 002260	
		Instrument ID..: I8		MDL.....: 0.033		
Arsenic	ND	5.0	ug/L	SW846 6020	08/31-09/04/09	LJ2KH1AD
		Dilution Factor: 1		Analysis Time..: 23:31	Analyst ID.....: 002260	
		Instrument ID..: I8		MDL.....: 0.21		
Barium	54.9 J	1.0	ug/L	SW846 6020	08/31-09/04/09	LJ2KH1AE
		Dilution Factor: 1		Analysis Time..: 23:31	Analyst ID.....: 002260	
		Instrument ID..: I8		MDL.....: 0.052		
Beryllium	0.17 B	1.0	ug/L	SW846 6020	08/31-09/04/09	LJ2KH1AF
		Dilution Factor: 1		Analysis Time..: 23:31	Analyst ID.....: 002260	
		Instrument ID..: I8		MDL.....: 0.037		
Cadmium	0.23 B	1.0	ug/L	SW846 6020	08/31-09/04/09	LJ2KH1AG
		Dilution Factor: 1		Analysis Time..: 23:31	Analyst ID.....: 002260	
		Instrument ID..: I8		MDL.....: 0.027		
Cobalt	12.6	1.0	ug/L	SW846 6020	08/31-09/04/09	LJ2KH1AH
		Dilution Factor: 1		Analysis Time..: 23:31	Analyst ID.....: 002260	
		Instrument ID..: I8		MDL.....: 0.033		
Chromium	1.4 B,J	2.0	ug/L	SW846 6020	08/31-09/04/09	LJ2KH1AW
		Dilution Factor: 1		Analysis Time..: 23:31	Analyst ID.....: 002260	
		Instrument ID..: I8		MDL.....: 0.066		
Copper	4.5 J	2.0	ug/L	SW846 6020	08/31-09/04/09	LJ2KH1AJ
		Dilution Factor: 1		Analysis Time..: 23:31	Analyst ID.....: 002260	
		Instrument ID..: I8		MDL.....: 0.064		
Iron	1240 J	50.0	ug/L	SW846 6020	08/31-09/04/09	LJ2KH1AK
		Dilution Factor: 1		Analysis Time..: 23:31	Analyst ID.....: 002260	
		Instrument ID..: I8		MDL.....: 11.0		
Manganese	168 J	1.0	ug/L	SW846 6020	08/31-09/08/09	LJ2KH1AM
		Dilution Factor: 1		Analysis Time..: 18:17	Analyst ID.....: 002260	
		Instrument ID..: I8		MDL.....: 0.14		

(Continued on next page)

Tetra Tech NUS, Inc

Client Sample ID: MRC-MW37B-08

TOTAL Metals

Lot-Sample #...: A9H290152-002 Matrix.....: WG

PARAMETER	RESULT	REPORTING LIMIT	UNITS	METHOD	PREPARATION-ANALYSIS DATE	WORK ORDER #
Molybdenum	ND	2.0	ug/L	SW846 6020	08/31-09/04/09	LJ2KH1AN
		Dilution Factor: 1		Analysis Time..: 23:31	Analyst ID.....: 002260	
		Instrument ID..: I8		MDL.....: 0.20		
Nickel	**8.1 J**	**2.0**	**ug/L**	**SW846 6020**	**08/31-09/04/09**	**LJ2KH1AP**
		Dilution Factor: 1		Analysis Time..: 23:31	Analyst ID.....: 002260	
		Instrument ID..: I8		MDL.....: 0.10		
Lead	**1.4 J**	**1.0**	**ug/L**	**SW846 6020**	**08/31-09/04/09**	**LJ2KH1AL**
		Dilution Factor: 1		Analysis Time..: 23:31	Analyst ID.....: 002260	
		Instrument ID..: I8		MDL.....: 0.034		
Antimony	**0.21 B**	**2.0**	**ug/L**	**SW846 6020**	**08/31-09/04/09**	**LJ2KH1AC**
		Dilution Factor: 1		Analysis Time..: 23:31	Analyst ID.....: 002260	
		Instrument ID..: I8		MDL.....: 0.055		
Selenium	**0.23 B**	**5.0**	**ug/L**	**SW846 6020**	**08/31-09/04/09**	**LJ2KH1AQ**
		Dilution Factor: 1		Analysis Time..: 23:31	Analyst ID.....: 002260	
		Instrument ID..: I8		MDL.....: 0.14		
Thallium	ND	1.0	ug/L	SW846 6020	08/31-09/04/09	LJ2KH1AT
		Dilution Factor: 1		Analysis Time..: 23:31	Analyst ID.....: 002260	
		Instrument ID..: I8		MDL.....: 0.12		
Vanadium	**4.0 B**	**20.0**	**ug/L**	**SW846 6020**	**08/31-09/04/09**	**LJ2KH1AU**
		Dilution Factor: 1		Analysis Time..: 23:31	Analyst ID.....: 002260	
		Instrument ID..: I8		MDL.....: 0.60		
Zinc	**32.4 J**	**20.0**	**ug/L**	**SW846 6020**	**08/31-09/04/09**	**LJ2KH1AV**
		Dilution Factor: 1		Analysis Time..: 23:31	Analyst ID.....: 002260	
		Instrument ID..: I8		MDL.....: 0.85		
Mercury	ND	0.20	ug/L	SW846 7470A	08/31-09/01/09	LJ2KH1AX
		Dilution Factor: 1		Analysis Time..: 13:25	Analyst ID.....: 001576	
		Instrument ID..: H1		MDL.....: 0.10		

NOTE(S):

B Estimated result. Result is less than RL.

J Method blank contamination. The associated method blank contains the target analyte at a reportable level.

Tetra Tech NUS, Inc

Client Sample ID: MRC-MW71A-082709

TOTAL Metals

Lot-Sample #...: A9H280125-005 Matrix.....: WG
Date Sampled...: 08/27/09 11:57 Date Received..: 08/28/09

PARAMETER	RESULT	REPORTING LIMIT	UNITS	METHOD	PREPARATION-ANALYSIS DATE	WORK ORDER #
Prep Batch #...: 9243020						
Silver	ND	1.0	ug/L	SW846 6020	08/31-09/04/09	LJX6A1A4
		Dilution Factor: 1		Analysis Time..: 22:33	Analyst ID.....: 002260	
		Instrument ID..: I8		MDL.....: 0.033		
Arsenic	ND	5.0	ug/L	SW846 6020	08/31-09/04/09	LJX6A1AP
		Dilution Factor: 1		Analysis Time..: 22:33	Analyst ID.....: 002260	
		Instrument ID..: I8		MDL.....: 0.21		
Barium	76.5 J	1.0	ug/L	SW846 6020	08/31-09/04/09	LJX6A1AQ
		Dilution Factor: 1		Analysis Time..: 22:33	Analyst ID.....: 002260	
		Instrument ID..: I8		MDL.....: 0.052		
Beryllium	3.5	1.0	ug/L	SW846 6020	08/31-09/04/09	LJX6A1AR
		Dilution Factor: 1		Analysis Time..: 22:33	Analyst ID.....: 002260	
		Instrument ID..: I8		MDL.....: 0.037		
Cadmium	3.2	1.0	ug/L	SW846 6020	08/31-09/04/09	LJX6A1AT
		Dilution Factor: 1		Analysis Time..: 22:33	Analyst ID.....: 002260	
		Instrument ID..: I8		MDL.....: 0.027		
Cobalt	57.3	1.0	ug/L	SW846 6020	08/31-09/04/09	LJX6A1AU
		Dilution Factor: 1		Analysis Time..: 22:33	Analyst ID.....: 002260	
		Instrument ID..: I8		MDL.....: 0.033		
Chromium	0.88 B,J	2.0	ug/L	SW846 6020	08/31-09/04/09	LJX6A1A8
		Dilution Factor: 1		Analysis Time..: 22:33	Analyst ID.....: 002260	
		Instrument ID..: I8		MDL.....: 0.066		
Copper	1.6 B,J	2.0	ug/L	SW846 6020	08/31-09/04/09	LJX6A1AV
		Dilution Factor: 1		Analysis Time..: 22:33	Analyst ID.....: 002260	
		Instrument ID..: I8		MDL.....: 0.064		
Iron	485 J	50.0	ug/L	SW846 6020	08/31-09/04/09	LJX6A1AW
		Dilution Factor: 1		Analysis Time..: 22:33	Analyst ID.....: 002260	
		Instrument ID..: I8		MDL.....: 11.0		
Manganese	1430 J	1.0	ug/L	SW846 6020	08/31-09/08/09	LJX6A1A0
		Dilution Factor: 1		Analysis Time..: 17:19	Analyst ID.....: 002260	
		Instrument ID..: I8		MDL.....: 0.14		

(Continued on next page)

Tetra Tech NUS, Inc

Client Sample ID: MRC-MW71A-082709

TOTAL Metals

Lot-Sample #...: A9H280125-005 Matrix.....: WG

PARAMETER	RESULT	REPORTING LIMIT	UNITS	METHOD	PREPARATION-ANALYSIS DATE	WORK ORDER #
Molybdenum	ND	2.0	ug/L	SW846 6020	08/31-09/04/09	LJX6A1A1
		Dilution Factor: 1		Analysis Time..: 22:33	Analyst ID.....: 002260	
		Instrument ID..: I8		MDL.....: 0.20		
Nickel	115 J	2.0	ug/L	SW846 6020	08/31-09/04/09	LJX6A1A2
		Dilution Factor: 1		Analysis Time..: 22:33	Analyst ID.....: 002260	
		Instrument ID..: I8		MDL.....: 0.10		
Lead	0.70 B,J	1.0	ug/L	SW846 6020	08/31-09/04/09	LJX6A1AX
		Dilution Factor: 1		Analysis Time..: 22:33	Analyst ID.....: 002260	
		Instrument ID..: I8		MDL.....: 0.034		
Antimony	0.95 B	2.0	ug/L	SW846 6020	08/31-09/04/09	LJX6A1AN
		Dilution Factor: 1		Analysis Time..: 22:33	Analyst ID.....: 002260	
		Instrument ID..: I8		MDL.....: 0.055		
Selenium	0.30 B	5.0	ug/L	SW846 6020	08/31-09/04/09	LJX6A1A3
		Dilution Factor: 1		Analysis Time..: 22:33	Analyst ID.....: 002260	
		Instrument ID..: I8		MDL.....: 0.14		
Thallium	ND	1.0	ug/L	SW846 6020	08/31-09/04/09	LJX6A1A5
		Dilution Factor: 1		Analysis Time..: 22:33	Analyst ID.....: 002260	
		Instrument ID..: I8		MDL.....: 0.12		
Vanadium	1.5 B	20.0	ug/L	SW846 6020	08/31-09/04/09	LJX6A1A6
		Dilution Factor: 1		Analysis Time..: 22:33	Analyst ID.....: 002260	
		Instrument ID..: I8		MDL.....: 0.60		
Zinc	675 J	20.0	ug/L	SW846 6020	08/31-09/04/09	LJX6A1A7
		Dilution Factor: 1		Analysis Time..: 22:33	Analyst ID.....: 002260	
		Instrument ID..: I8		MDL.....: 0.85		
Mercury	ND	0.20	ug/L	SW846 7470A	08/31-09/01/09	LJX6A1A9
		Dilution Factor: 1		Analysis Time..: 13:40	Analyst ID.....: 001576	
		Instrument ID..: H1		MDL.....: 0.10		

NOTE(S):

J Method blank contamination. The associated method blank contains the target analyte at a reportable level.

B Estimated result. Result is less than RL.

Tetra Tech NUS, Inc

Client Sample ID: MRC-MW71B-082709

TOTAL Metals

Lot-Sample #...: A9H280125-003 Matrix.....: WG
Date Sampled...: 08/27/09 10:07 Date Received..: 08/28/09

PARAMETER	RESULT	REPORTING LIMIT	UNITS	METHOD	PREPARATION-ANALYSIS DATE	WORK ORDER #
Prep Batch #...: 9243020						
Silver	ND	1.0 Dilution Factor: 1 Instrument ID..: I8	ug/L	SW846 6020 Analysis Time..: 22:16 MDL.....: 0.033	08/31-09/04/09 Analyst ID.....: 002260	LJX541AR
Arsenic	ND	5.0 Dilution Factor: 1 Instrument ID..: I8	ug/L	SW846 6020 Analysis Time..: 22:16 MDL.....: 0.21	08/31-09/04/09 Analyst ID.....: 002260	LJX541AD
Barium	92.3 J	1.0 Dilution Factor: 1 Instrument ID..: I8	ug/L	SW846 6020 Analysis Time..: 22:16 MDL.....: 0.052	08/31-09/04/09 Analyst ID.....: 002260	LJX541AE
Beryllium	ND	1.0 Dilution Factor: 1 Instrument ID..: I8	ug/L	SW846 6020 Analysis Time..: 22:16 MDL.....: 0.037	08/31-09/04/09 Analyst ID.....: 002260	LJX541AF
Cadmium	0.043 B	1.0 Dilution Factor: 1 Instrument ID..: I8	ug/L	SW846 6020 Analysis Time..: 22:16 MDL.....: 0.027	08/31-09/04/09 Analyst ID.....: 002260	LJX541AG
Cobalt	13.4	1.0 Dilution Factor: 1 Instrument ID..: I8	ug/L	SW846 6020 Analysis Time..: 22:16 MDL.....: 0.033	08/31-09/04/09 Analyst ID.....: 002260	LJX541AH
Chromium	1.6 B,J	2.0 Dilution Factor: 1 Instrument ID..: I8	ug/L	SW846 6020 Analysis Time..: 22:16 MDL.....: 0.066	08/31-09/04/09 Analyst ID.....: 002260	LJX541AW
Copper	3.9 J	2.0 Dilution Factor: 1 Instrument ID..: I8	ug/L	SW846 6020 Analysis Time..: 22:16 MDL.....: 0.064	08/31-09/04/09 Analyst ID.....: 002260	LJX541AJ
Iron	3660 J	50.0 Dilution Factor: 1 Instrument ID..: I8	ug/L	SW846 6020 Analysis Time..: 22:16 MDL.....: 11.0	08/31-09/04/09 Analyst ID.....: 002260	LJX541AK
Manganese	1060 J	1.0 Dilution Factor: 1 Instrument ID..: I8	ug/L	SW846 6020 Analysis Time..: 17:02 MDL.....: 0.14	08/31-09/08/09 Analyst ID.....: 002260	LJX541AM

(Continued on next page)

Tetra Tech NUS, Inc

Client Sample ID: MRC-MW71B-082709

TOTAL Metals

Lot-Sample #...: A9H280125-003 Matrix.....: WG

PARAMETER	RESULT	REPORTING LIMIT	UNITS	METHOD	PREPARATION-ANALYSIS DATE	WORK ORDER #
Molybdenum	3.3	2.0	ug/L	SW846 6020	08/31-09/04/09	LJX541AN
		Dilution Factor: 1		Analysis Time..: 22:16	Analyst ID.....: 002260	
		Instrument ID..: I8		MDL.....: 0.20		
Nickel	19.7 J	2.0	ug/L	SW846 6020	08/31-09/04/09	LJX541AP
		Dilution Factor: 1		Analysis Time..: 22:16	Analyst ID.....: 002260	
		Instrument ID..: I8		MDL.....: 0.10		
Lead	0.47 B,J	1.0	ug/L	SW846 6020	08/31-09/04/09	LJX541AL
		Dilution Factor: 1		Analysis Time..: 22:16	Analyst ID.....: 002260	
		Instrument ID..: I8		MDL.....: 0.034		
Antimony	5.6	2.0	ug/L	SW846 6020	08/31-09/04/09	LJX541AC
		Dilution Factor: 1		Analysis Time..: 22:16	Analyst ID.....: 002260	
		Instrument ID..: I8		MDL.....: 0.055		
Selenium	0.89 B	5.0	ug/L	SW846 6020	08/31-09/04/09	LJX541AQ
		Dilution Factor: 1		Analysis Time..: 22:16	Analyst ID.....: 002260	
		Instrument ID..: I8		MDL.....: 0.14		
Thallium	0.14 B	1.0	ug/L	SW846 6020	08/31-09/04/09	LJX541AT
		Dilution Factor: 1		Analysis Time..: 22:16	Analyst ID.....: 002260	
		Instrument ID..: I8		MDL.....: 0.12		
Vanadium	2.2 B	20.0	ug/L	SW846 6020	08/31-09/04/09	LJX541AU
		Dilution Factor: 1		Analysis Time..: 22:16	Analyst ID.....: 002260	
		Instrument ID..: I8		MDL.....: 0.60		
Zinc	75.1 J	20.0	ug/L	SW846 6020	08/31-09/04/09	LJX541AV
		Dilution Factor: 1		Analysis Time..: 22:16	Analyst ID.....: 002260	
		Instrument ID..: I8		MDL.....: 0.85		
Mercury	ND	0.20	ug/L	SW846 7470A	08/31-09/01/09	LJX541AX
		Dilution Factor: 1		Analysis Time..: 13:32	Analyst ID.....: 001576	
		Instrument ID..: H1		MDL.....: 0.10		

NOTE(S):

J Method blank contamination. The associated method blank contains the target analyte at a reportable level.

B Estimated result. Result is less than RL.

Tetra Tech NUS, Inc

Client Sample ID: MRC-MW82A-082609

TOTAL Metals

Lot-Sample #...: A9H270200-004 Matrix.....: WG
Date Sampled...: 08/26/09 13:56 Date Received..: 08/27/09

PARAMETER	RESULT	REPORTING LIMIT	UNITS	METHOD	PREPARATION-ANALYSIS DATE	WORK ORDER #
Prep Batch #...: 9240019						
Silver	ND	1.0	ug/L	SW846 6020	08/28-09/04/09	LJWD81AR
		Dilution Factor: 1		Analysis Time..: 21:17	Analyst ID.....: 002260	
		Instrument ID..: I8		MDL.....: 0.033		
Arsenic	ND	5.0	ug/L	SW846 6020	08/28-09/04/09	LJWD81AD
		Dilution Factor: 1		Analysis Time..: 21:17	Analyst ID.....: 002260	
		Instrument ID..: I8		MDL.....: 0.21		
Barium	13.4 J	1.0	ug/L	SW846 6020	08/28-09/04/09	LJWD81AE
		Dilution Factor: 1		Analysis Time..: 21:17	Analyst ID.....: 002260	
		Instrument ID..: I8		MDL.....: 0.052		
Beryllium	2.1	1.0	ug/L	SW846 6020	08/28-09/04/09	LJWD81AF
		Dilution Factor: 1		Analysis Time..: 21:17	Analyst ID.....: 002260	
		Instrument ID..: I8		MDL.....: 0.037		
Cadmium	0.033 B	1.0	ug/L	SW846 6020	08/28-09/04/09	LJWD81AG
		Dilution Factor: 1		Analysis Time..: 21:17	Analyst ID.....: 002260	
		Instrument ID..: I8		MDL.....: 0.027		
Cobalt	24.3	1.0	ug/L	SW846 6020	08/28-09/04/09	LJWD81AH
		Dilution Factor: 1		Analysis Time..: 21:17	Analyst ID.....: 002260	
		Instrument ID..: I8		MDL.....: 0.033		
Chromium	0.28 B,J	2.0	ug/L	SW846 6020	08/28-09/04/09	LJWD81AW
		Dilution Factor: 1		Analysis Time..: 21:17	Analyst ID.....: 002260	
		Instrument ID..: I8		MDL.....: 0.066		
Copper	4.5 J	2.0	ug/L	SW846 6020	08/28-09/04/09	LJWD81AJ
		Dilution Factor: 1		Analysis Time..: 21:17	Analyst ID.....: 002260	
		Instrument ID..: I8		MDL.....: 0.064		
Iron	232 J	50.0	ug/L	SW846 6020	08/28-09/04/09	LJWD81AK
		Dilution Factor: 1		Analysis Time..: 21:17	Analyst ID.....: 002260	
		Instrument ID..: I8		MDL.....: 11.0		
Manganese	40.4 J	1.0	ug/L	SW846 6020	08/28-09/08/09	LJWD81AM
		Dilution Factor: 1		Analysis Time..: 11:17	Analyst ID.....: 002260	
		Instrument ID..: I8		MDL.....: 0.14		

(Continued on next page)

Tetra Tech NUS, Inc

Client Sample ID: MRC-MW82A-082609

TOTAL Metals

Lot-Sample #...: A9H270200-004 Matrix.....: WG

PARAMETER	RESULT	REPORTING LIMIT	UNITS	METHOD	PREPARATION-ANALYSIS DATE	WORK ORDER #
Molybdenum	ND	2.0	ug/L	SW846 6020	08/28-09/04/09	LJWD81AN
		Dilution Factor: 1		Analysis Time..: 21:17	Analyst ID.....: 002260	
		Instrument ID..: I8		MDL.....: 0.20		
Nickel	**40.3**	**2.0**	**ug/L**	**SW846 6020**	**08/28-09/04/09**	**LJWD81AP**
		Dilution Factor: 1		Analysis Time..: 21:17	Analyst ID.....: 002260	
		Instrument ID..: I8		MDL.....: 0.10		
Lead	**0.16 B,J**	**1.0**	**ug/L**	**SW846 6020**	**08/28-09/04/09**	**LJWD81AL**
		Dilution Factor: 1		Analysis Time..: 21:17	Analyst ID.....: 002260	
		Instrument ID..: I8		MDL.....: 0.034		
Antimony	**0.13 B**	**2.0**	**ug/L**	**SW846 6020**	**08/28-09/04/09**	**LJWD81AC**
		Dilution Factor: 1		Analysis Time..: 21:17	Analyst ID.....: 002260	
		Instrument ID..: I8		MDL.....: 0.055		
Selenium	ND	5.0	ug/L	SW846 6020	08/28-09/04/09	LJWD81AQ
		Dilution Factor: 1		Analysis Time..: 21:17	Analyst ID.....: 002260	
		Instrument ID..: I8		MDL.....: 0.14		
Thallium	ND	1.0	ug/L	SW846 6020	08/28-09/04/09	LJWD81AT
		Dilution Factor: 1		Analysis Time..: 21:17	Analyst ID.....: 002260	
		Instrument ID..: I8		MDL.....: 0.12		
Vanadium	ND	20.0	ug/L	SW846 6020	08/28-09/04/09	LJWD81AU
		Dilution Factor: 1		Analysis Time..: 21:17	Analyst ID.....: 002260	
		Instrument ID..: I8		MDL.....: 0.60		
Zinc	**192 J**	**20.0**	**ug/L**	**SW846 6020**	**08/28-09/04/09**	**LJWD81AV**
		Dilution Factor: 1		Analysis Time..: 21:17	Analyst ID.....: 002260	
		Instrument ID..: I8		MDL.....: 0.85		
Mercury	ND	0.20	ug/L	SW846 7470A	08/28/09	LJWD81AX
		Dilution Factor: 1		Analysis Time..: 16:59	Analyst ID.....: 001576	
		Instrument ID..: H1		MDL.....: 0.10		

NOTE(S):

J Method blank contamination. The associated method blank contains the target analyte at a reportable level.

B Estimated result. Result is less than RL.

Tetra Tech NUS, Inc

Client Sample ID: MRC-MW14B-082709

DISSOLVED Metals

Lot-Sample #...: A9H280125-002 Matrix.....: WG
Date Sampled...: 08/27/09 09:25 Date Received..: 08/28/09

PARAMETER	RESULT	REPORTING LIMIT	UNITS	METHOD	PREPARATION-ANALYSIS DATE	WORK ORDER #
Prep Batch #...: 9243020						
Silver	ND	1.0	ug/L	SW846 6020	08/31-09/04/09	LJX5T1CE
		Dilution Factor: 1		Analysis Time..: 22:02	Analyst ID.....: 002260	
		Instrument ID..: I8		MDL.....: 0.033		
Arsenic	ND	5.0	ug/L	SW846 6020	08/31-09/04/09	LJX5T1A1
		Dilution Factor: 1		Analysis Time..: 22:02	Analyst ID.....: 002260	
		Instrument ID..: I8		MDL.....: 0.21		
Barium	**93.4 J**	**1.0**	**ug/L**	**SW846 6020**	**08/31-09/04/09**	**LJX5T1A2**
		Dilution Factor: 1		Analysis Time..: 22:02	Analyst ID.....: 002260	
		Instrument ID..: I8		MDL.....: 0.052		
Beryllium	**0.16 B**	**1.0**	**ug/L**	**SW846 6020**	**08/31-09/04/09**	**LJX5T1A3**
		Dilution Factor: 1		Analysis Time..: 22:02	Analyst ID.....: 002260	
		Instrument ID..: I8		MDL.....: 0.037		
Cadmium	**0.21 B**	**1.0**	**ug/L**	**SW846 6020**	**08/31-09/04/09**	**LJX5T1A4**
		Dilution Factor: 1		Analysis Time..: 22:02	Analyst ID.....: 002260	
		Instrument ID..: I8		MDL.....: 0.027		
Cobalt	**68.0**	**1.0**	**ug/L**	**SW846 6020**	**08/31-09/04/09**	**LJX5T1A5**
		Dilution Factor: 1		Analysis Time..: 22:02	Analyst ID.....: 002260	
		Instrument ID..: I8		MDL.....: 0.033		
Chromium	**0.68 B,J**	**2.0**	**ug/L**	**SW846 6020**	**08/31-09/04/09**	**LJX5T1CJ**
		Dilution Factor: 1		Analysis Time..: 22:02	Analyst ID.....: 002260	
		Instrument ID..: I8		MDL.....: 0.066		
Copper	**0.74 B,J**	**2.0**	**ug/L**	**SW846 6020**	**08/31-09/04/09**	**LJX5T1A6**
		Dilution Factor: 1		Analysis Time..: 22:02	Analyst ID.....: 002260	
		Instrument ID..: I8		MDL.....: 0.064		
Iron	**106000 J**	**50.0**	**ug/L**	**SW846 6020**	**08/31-09/04/09**	**LJX5T1A7**
		Dilution Factor: 1		Analysis Time..: 22:02	Analyst ID.....: 002260	
		Instrument ID..: I8		MDL.....: 11.0		
Manganese	**2400 J**	**1.0**	**ug/L**	**SW846 6020**	**08/31-09/08/09**	**LJX5T1A9**
		Dilution Factor: 1		Analysis Time..: 16:38	Analyst ID.....: 002260	
		Instrument ID..: I8		MDL.....: 0.14		

(Continued on next page)

Tetra Tech NUS, Inc

Client Sample ID: MRC-MW14B-082709

DISSOLVED Metals

Lot-Sample #...: A9H280125-002 **Matrix.....:** WG

PARAMETER	RESULT	REPORTING LIMIT	UNITS	METHOD	PREPARATION-ANALYSIS DATE	WORK ORDER #
Molybdenum	ND	2.0	ug/L	SW846 6020	08/31-09/04/09	LJX5T1CA
		Dilution Factor: 1		Analysis Time..: 22:02	Analyst ID.....: 002260	
		Instrument ID..: I8		MDL.....: 0.20		
Nickel	**124 J**	**2.0**	**ug/L**	**SW846 6020**	**08/31-09/04/09**	**LJX5T1CC**
		Dilution Factor: 1		Analysis Time..: 22:02	Analyst ID.....: 002260	
		Instrument ID..: I8		MDL.....: 0.10		
Lead	**0.14 B,J**	**1.0**	**ug/L**	**SW846 6020**	**08/31-09/04/09**	**LJX5T1A8**
		Dilution Factor: 1		Analysis Time..: 22:02	Analyst ID.....: 002260	
		Instrument ID..: I8		MDL.....: 0.034		
Antimony	**0.18 B**	**2.0**	**ug/L**	**SW846 6020**	**08/31-09/04/09**	**LJX5T1A0**
		Dilution Factor: 1		Analysis Time..: 22:02	Analyst ID.....: 002260	
		Instrument ID..: I8		MDL.....: 0.055		
Selenium	ND	5.0	ug/L	SW846 6020	08/31-09/04/09	LJX5T1CD
		Dilution Factor: 1		Analysis Time..: 22:02	Analyst ID.....: 002260	
		Instrument ID..: I8		MDL.....: 0.14		
Thallium	ND	1.0	ug/L	SW846 6020	08/31-09/04/09	LJX5T1CF
		Dilution Factor: 1		Analysis Time..: 22:02	Analyst ID.....: 002260	
		Instrument ID..: I8		MDL.....: 0.12		
Vanadium	**0.73 B**	**20.0**	**ug/L**	**SW846 6020**	**08/31-09/04/09**	**LJX5T1CG**
		Dilution Factor: 1		Analysis Time..: 22:02	Analyst ID.....: 002260	
		Instrument ID..: I8		MDL.....: 0.60		
Zinc	**98.3 J**	**20.0**	**ug/L**	**SW846 6020**	**08/31-09/04/09**	**LJX5T1CH**
		Dilution Factor: 1		Analysis Time..: 22:02	Analyst ID.....: 002260	
		Instrument ID..: I8		MDL.....: 0.85		
Mercury	ND	0.20	ug/L	SW846 7470A	08/31-09/01/09	LJX5T1CK
		Dilution Factor: 1		Analysis Time..: 13:31	Analyst ID.....: 001576	
		Instrument ID..: H1		MDL.....: 0.10		

NOTE(S):

J Method blank contamination. The associated method blank contains the target analyte at a reportable level.

B Estimated result. Result is less than RL.

Tetra Tech NUS, Inc

Client Sample ID: MRC-MW14C-083109

DISSOLVED Metals

Lot-Sample #...: A9I030309-002 Matrix.....: WG
Date Sampled...: 08/31/09 11:58 Date Received..: 09/03/09

PARAMETER	RESULT	REPORTING LIMIT	UNITS	METHOD	PREPARATION-ANALYSIS DATE	WORK ORDER #
Prep Batch #...: 9252016						
Silver	ND	1.0	ug/L	SW846 6020	09/09-09/16/09	LKAPV1CE
		Dilution Factor: 1		Analysis Time..: 01:29	Analyst ID.....: 002260	
		Instrument ID..: I8		MDL.....: 0.033		
Arsenic	0.30 B	5.0	ug/L	SW846 6020	09/09-09/16/09	LKAPV1A1
		Dilution Factor: 1		Analysis Time..: 01:29	Analyst ID.....: 002260	
		Instrument ID..: I8		MDL.....: 0.21		
Barium	52.2 J	1.0	ug/L	SW846 6020	09/09-09/16/09	LKAPV1A2
		Dilution Factor: 1		Analysis Time..: 01:29	Analyst ID.....: 002260	
		Instrument ID..: I8		MDL.....: 0.052		
Beryllium	0.089 B	1.0	ug/L	SW846 6020	09/09-09/16/09	LKAPV1A3
		Dilution Factor: 1		Analysis Time..: 01:29	Analyst ID.....: 002260	
		Instrument ID..: I8		MDL.....: 0.037		
Cadmium	ND	1.0	ug/L	SW846 6020	09/09-09/16/09	LKAPV1A4
		Dilution Factor: 1		Analysis Time..: 01:29	Analyst ID.....: 002260	
		Instrument ID..: I8		MDL.....: 0.027		
Cobalt	8.9	1.0	ug/L	SW846 6020	09/09-09/16/09	LKAPV1A5
		Dilution Factor: 1		Analysis Time..: 01:29	Analyst ID.....: 002260	
		Instrument ID..: I8		MDL.....: 0.033		
Chromium	1.4 B,J	2.0	ug/L	SW846 6020	09/09-09/16/09	LKAPV1CJ
		Dilution Factor: 1		Analysis Time..: 01:29	Analyst ID.....: 002260	
		Instrument ID..: I8		MDL.....: 0.066		
Copper	1.7 B,J	2.0	ug/L	SW846 6020	09/09-09/16/09	LKAPV1A6
		Dilution Factor: 1		Analysis Time..: 01:29	Analyst ID.....: 002260	
		Instrument ID..: I8		MDL.....: 0.064		
Iron	14100 J	50.0	ug/L	SW846 6020	09/09-09/16/09	LKAPV1A7
		Dilution Factor: 1		Analysis Time..: 01:29	Analyst ID.....: 002260	
		Instrument ID..: I8		MDL.....: 11.0		
Manganese	1070 J	1.0	ug/L	SW846 6020	09/09-09/16/09	LKAPV1A9
		Dilution Factor: 1		Analysis Time..: 01:29	Analyst ID.....: 002260	
		Instrument ID..: I8		MDL.....: 0.14		

(Continued on next page)

Tetra Tech NUS, Inc

Client Sample ID: MRC-MW14C-083109

DISSOLVED Metals

Lot-Sample #...: A9I030309-002 Matrix.....: WG

PARAMETER	RESULT	REPORTING LIMIT	UNITS	METHOD	PREPARATION-ANALYSIS DATE	WORK ORDER #
Molybdenum	ND	2.0	ug/L	SW846 6020	09/09-09/16/09	LKAPV1CA
		Dilution Factor: 1		Analysis Time..: 01:29	Analyst ID.....: 002260	
		Instrument ID..: I8		MDL.....: 0.20		
Nickel	**17.5**	**2.0**	**ug/L**	**SW846 6020**	**09/09-09/16/09**	**LKAPV1CC**
		Dilution Factor: 1		Analysis Time..: 01:29	Analyst ID.....: 002260	
		Instrument ID..: I8		MDL.....: 0.10		
Lead	**0.39 B**	**1.0**	**ug/L**	**SW846 6020**	**09/09-09/16/09**	**LKAPV1A8**
		Dilution Factor: 1		Analysis Time..: 01:29	Analyst ID.....: 002260	
		Instrument ID..: I8		MDL.....: 0.034		
Antimony	ND	2.0	ug/L	SW846 6020	09/09-09/16/09	LKAPV1A0
		Dilution Factor: 1		Analysis Time..: 01:29	Analyst ID.....: 002260	
		Instrument ID..: I8		MDL.....: 0.055		
Selenium	**0.18 B**	**5.0**	**ug/L**	**SW846 6020**	**09/09-09/16/09**	**LKAPV1CD**
		Dilution Factor: 1		Analysis Time..: 01:29	Analyst ID.....: 002260	
		Instrument ID..: I8		MDL.....: 0.14		
Thallium	ND	1.0	ug/L	SW846 6020	09/09-09/16/09	LKAPV1CF
		Dilution Factor: 1		Analysis Time..: 01:29	Analyst ID.....: 002260	
		Instrument ID..: I8		MDL.....: 0.12		
Vanadium	**1.2 B**	**20.0**	**ug/L**	**SW846 6020**	**09/09-09/16/09**	**LKAPV1CG**
		Dilution Factor: 1		Analysis Time..: 01:29	Analyst ID.....: 002260	
		Instrument ID..: I8		MDL.....: 0.60		
Zinc	**43.4 J**	**20.0**	**ug/L**	**SW846 6020**	**09/09-09/16/09**	**LKAPV1CH**
		Dilution Factor: 1		Analysis Time..: 01:29	Analyst ID.....: 002260	
		Instrument ID..: I8		MDL.....: 0.85		
Mercury	**0.17 B**	**0.20**	**ug/L**	**SW846 7470A**	**09/09-09/10/09**	**LKAPV1CK**
		Dilution Factor: 1		Analysis Time..: 15:26	Analyst ID.....: 001576	
		Instrument ID..: H4		MDL.....: 0.10		

NOTE(S):

B Estimated result. Result is less than RL.

J Method blank contamination. The associated method blank contains the target analyte at a reportable level.

Tetra Tech NUS, Inc

Client Sample ID: MRC-MW15A-082709

DISSOLVED Metals

Lot-Sample #...: A9H280125-006 **Matrix.....:** WG
Date Sampled...: 08/27/09 14:10 **Date Received..:** 08/28/09

PARAMETER	RESULT	REPORTING LIMIT	UNITS	METHOD	PREPARATION-ANALYSIS DATE	WORK ORDER #
Prep Batch #...: 9243020						
Silver	ND	1.0	ug/L	SW846 6020	08/31-09/04/09	LJX6G1CE
		Dilution Factor: 1		Analysis Time..: 22:56	Analyst ID.....: 002260	
		Instrument ID..: I8		MDL.....: 0.033		
Arsenic	**0.70 B**	**5.0**	**ug/L**	**SW846 6020**	**08/31-09/04/09**	**LJX6G1AN**
		Dilution Factor: 1		Analysis Time..: 22:56	Analyst ID.....: 002260	
		Instrument ID..: I8		MDL.....: 0.21		
Barium	**120 J**	**1.0**	**ug/L**	**SW846 6020**	**08/31-09/04/09**	**LJX6G1AP**
		Dilution Factor: 1		Analysis Time..: 22:56	Analyst ID.....: 002260	
		Instrument ID..: I8		MDL.....: 0.052		
Beryllium	**0.10 B**	**1.0**	**ug/L**	**SW846 6020**	**08/31-09/04/09**	**LJX6G1AQ**
		Dilution Factor: 1		Analysis Time..: 22:56	Analyst ID.....: 002260	
		Instrument ID..: I8		MDL.....: 0.037		
Cadmium	ND	1.0	ug/L	SW846 6020	08/31-09/04/09	LJX6G1AR
		Dilution Factor: 1		Analysis Time..: 22:56	Analyst ID.....: 002260	
		Instrument ID..: I8		MDL.....: 0.027		
Cobalt	**47.0**	**1.0**	**ug/L**	**SW846 6020**	**08/31-09/04/09**	**LJX6G1AT**
		Dilution Factor: 1		Analysis Time..: 22:56	Analyst ID.....: 002260	
		Instrument ID..: I8		MDL.....: 0.033		
Chromium	ND	2.0	ug/L	SW846 6020	08/31-09/04/09	LJX6G1CJ
		Dilution Factor: 1		Analysis Time..: 22:56	Analyst ID.....: 002260	
		Instrument ID..: I8		MDL.....: 0.066		
Copper	**0.38 B,J**	**2.0**	**ug/L**	**SW846 6020**	**08/31-09/04/09**	**LJX6G1AU**
		Dilution Factor: 1		Analysis Time..: 22:56	Analyst ID.....: 002260	
		Instrument ID..: I8		MDL.....: 0.064		
Iron	**15400 J**	**50.0**	**ug/L**	**SW846 6020**	**08/31-09/04/09**	**LJX6G1AV**
		Dilution Factor: 1		Analysis Time..: 22:56	Analyst ID.....: 002260	
		Instrument ID..: I8		MDL.....: 11.0		
Manganese	**5390 J**	**1.0**	**ug/L**	**SW846 6020**	**08/31-09/08/09**	**LJX6G1AX**
		Dilution Factor: 1		Analysis Time..: 17:32	Analyst ID.....: 002260	
		Instrument ID..: I8		MDL.....: 0.14		

(Continued on next page)

Tetra Tech NUS, Inc

Client Sample ID: MRC-MW15A-082709

DISSOLVED Metals

Lot-Sample #...: A9H280125-006 Matrix.....: WG

PARAMETER	RESULT	REPORTING LIMIT	UNITS	METHOD	PREPARATION-ANALYSIS DATE	WORK ORDER #
Molybdenum	ND	2.0	ug/L	SW846 6020	08/31-09/04/09	LJX6G1CA
		Dilution Factor: 1		Analysis Time..: 22:56	Analyst ID.....: 002260	
		Instrument ID..: I8		MDL.....: 0.20		
Nickel	**11.8 J**	**2.0**	**ug/L**	**SW846 6020**	**08/31-09/04/09**	**LJX6G1CC**
		Dilution Factor: 1		Analysis Time..: 22:56	Analyst ID.....: 002260	
		Instrument ID..: I8		MDL.....: 0.10		
Lead	**0.086 B,J**	**1.0**	**ug/L**	**SW846 6020**	**08/31-09/04/09**	**LJX6G1AW**
		Dilution Factor: 1		Analysis Time..: 22:56	Analyst ID.....: 002260	
		Instrument ID..: I8		MDL.....: 0.034		
Antimony	ND	2.0	ug/L	SW846 6020	08/31-09/04/09	LJX6G1AM
		Dilution Factor: 1		Analysis Time..: 22:56	Analyst ID.....: 002260	
		Instrument ID..: I8		MDL.....: 0.055		
Selenium	**0.31 B**	**5.0**	**ug/L**	**SW846 6020**	**08/31-09/04/09**	**LJX6G1CD**
		Dilution Factor: 1		Analysis Time..: 22:56	Analyst ID.....: 002260	
		Instrument ID..: I8		MDL.....: 0.14		
Thallium	ND	1.0	ug/L	SW846 6020	08/31-09/04/09	LJX6G1CF
		Dilution Factor: 1		Analysis Time..: 22:56	Analyst ID.....: 002260	
		Instrument ID..: I8		MDL.....: 0.12		
Vanadium	ND	20.0	ug/L	SW846 6020	08/31-09/04/09	LJX6G1CG
		Dilution Factor: 1		Analysis Time..: 22:56	Analyst ID.....: 002260	
		Instrument ID..: I8		MDL.....: 0.60		
Zinc	**10.3 B,J**	**20.0**	**ug/L**	**SW846 6020**	**08/31-09/04/09**	**LJX6G1CH**
		Dilution Factor: 1		Analysis Time..: 22:56	Analyst ID.....: 002260	
		Instrument ID..: I8		MDL.....: 0.85		
Mercury	ND	0.20	ug/L	SW846 7470A	08/31-09/01/09	LJX6G1CK
		Dilution Factor: 1		Analysis Time..: 13:21	Analyst ID.....: 001576	
		Instrument ID..: H1		MDL.....: 0.10		

NOTE(S):

B Estimated result. Result is less than RL.

J Method blank contamination. The associated method blank contains the target analyte at a reportable level.

Tetra Tech NUS, Inc

Client Sample ID: MRC-MW16A-082709

DISSOLVED Metals

Lot-Sample #...: A9H280125-007 Matrix.....: WG
Date Sampled...: 08/27/09 16:47 Date Received..: 08/28/09

PARAMETER	RESULT	REPORTING LIMIT	UNITS	METHOD	PREPARATION-ANALYSIS DATE	WORK ORDER #
Prep Batch #...: 9243020						
Silver	ND	1.0	ug/L	SW846 6020	08/31-09/04/09	LJX6K1CE
		Dilution Factor: 1		Analysis Time..: 23:04	Analyst ID.....: 002260	
		Instrument ID..: I8		MDL.....: 0.033		
Arsenic	ND	5.0	ug/L	SW846 6020	08/31-09/04/09	LJX6K1A1
		Dilution Factor: 1		Analysis Time..: 23:04	Analyst ID.....: 002260	
		Instrument ID..: I8		MDL.....: 0.21		
Barium	480 J	1.0	ug/L	SW846 6020	08/31-09/04/09	LJX6K1A2
		Dilution Factor: 1		Analysis Time..: 23:04	Analyst ID.....: 002260	
		Instrument ID..: I8		MDL.....: 0.052		
Beryllium	11.9	1.0	ug/L	SW846 6020	08/31-09/04/09	LJX6K1A3
		Dilution Factor: 1		Analysis Time..: 23:04	Analyst ID.....: 002260	
		Instrument ID..: I8		MDL.....: 0.037		
Cadmium	1.8	1.0	ug/L	SW846 6020	08/31-09/04/09	LJX6K1A4
		Dilution Factor: 1		Analysis Time..: 23:04	Analyst ID.....: 002260	
		Instrument ID..: I8		MDL.....: 0.027		
Cobalt	350	1.0	ug/L	SW846 6020	08/31-09/04/09	LJX6K1A5
		Dilution Factor: 1		Analysis Time..: 23:04	Analyst ID.....: 002260	
		Instrument ID..: I8		MDL.....: 0.033		
Chromium	0.33 B,J	2.0	ug/L	SW846 6020	08/31-09/04/09	LJX6K1CJ
		Dilution Factor: 1		Analysis Time..: 23:04	Analyst ID.....: 002260	
		Instrument ID..: I8		MDL.....: 0.066		
Copper	11.3 J	2.0	ug/L	SW846 6020	08/31-09/04/09	LJX6K1A6
		Dilution Factor: 1		Analysis Time..: 23:04	Analyst ID.....: 002260	
		Instrument ID..: I8		MDL.....: 0.064		
Iron	4140 J	50.0	ug/L	SW846 6020	08/31-09/04/09	LJX6K1A7
		Dilution Factor: 1		Analysis Time..: 23:04	Analyst ID.....: 002260	
		Instrument ID..: I8		MDL.....: 11.0		
Manganese	5970 J	1.0	ug/L	SW846 6020	08/31-09/08/09	LJX6K1A9
		Dilution Factor: 1		Analysis Time..: 17:51	Analyst ID.....: 002260	
		Instrument ID..: I8		MDL.....: 0.14		

(Continued on next page)

Tetra Tech NUS, Inc

Client Sample ID: MRC-MW16A-082709

DISSOLVED Metals

Lot-Sample #...: A9H280125-007 Matrix.....: WG

PARAMETER	RESULT	REPORTING LIMIT	UNITS	METHOD	PREPARATION-ANALYSIS DATE	WORK ORDER #
Molybdenum	ND	2.0	ug/L	SW846 6020	08/31-09/04/09	LJX6K1CA
		Dilution Factor: 1		Analysis Time..: 23:04	Analyst ID.....: 002260	
		Instrument ID..: I8		MDL.....: 0.20		
Nickel	**374 J**	**2.0**	**ug/L**	**SW846 6020**	**08/31-09/04/09**	**LJX6K1CC**
		Dilution Factor: 1		Analysis Time..: 23:04	Analyst ID.....: 002260	
		Instrument ID..: I8		MDL.....: 0.10		
Lead	**1.2 J**	**1.0**	**ug/L**	**SW846 6020**	**08/31-09/04/09**	**LJX6K1A8**
		Dilution Factor: 1		Analysis Time..: 23:04	Analyst ID.....: 002260	
		Instrument ID..: I8		MDL.....: 0.034		
Antimony	ND	2.0	ug/L	SW846 6020	08/31-09/04/09	LJX6K1A0
		Dilution Factor: 1		Analysis Time..: 23:04	Analyst ID.....: 002260	
		Instrument ID..: I8		MDL.....: 0.055		
Selenium	**0.14 B**	**5.0**	**ug/L**	**SW846 6020**	**08/31-09/04/09**	**LJX6K1CD**
		Dilution Factor: 1		Analysis Time..: 23:04	Analyst ID.....: 002260	
		Instrument ID..: I8		MDL.....: 0.14		
Thallium	ND	1.0	ug/L	SW846 6020	08/31-09/04/09	LJX6K1CF
		Dilution Factor: 1		Analysis Time..: 23:04	Analyst ID.....: 002260	
		Instrument ID..: I8		MDL.....: 0.12		
Vanadium	ND	20.0	ug/L	SW846 6020	08/31-09/04/09	LJX6K1CG
		Dilution Factor: 1		Analysis Time..: 23:04	Analyst ID.....: 002260	
		Instrument ID..: I8		MDL.....: 0.60		
Zinc	**621 J**	**20.0**	**ug/L**	**SW846 6020**	**08/31-09/04/09**	**LJX6K1CH**
		Dilution Factor: 1		Analysis Time..: 23:04	Analyst ID.....: 002260	
		Instrument ID..: I8		MDL.....: 0.85		
Mercury	ND	0.20	ug/L	SW846 7470A	08/31-09/01/09	LJX6K1CK
		Dilution Factor: 1		Analysis Time..: 13:33	Analyst ID.....: 001576	
		Instrument ID..: H1		MDL.....: 0.10		

NOTE(S):

J Method blank contamination. The associated method blank contains the target analyte at a reportable level.

B Estimated result. Result is less than RL.

Tetra Tech NUS, Inc

Client Sample ID: MRC-MW21A-082409

DISSOLVED Metals

Lot-Sample #...: A9H250196-002 Matrix.....: WG
Date Sampled...: 08/24/09 11:55 Date Received..: 08/25/09

PARAMETER	RESULT	REPORTING LIMIT	UNITS	METHOD	PREPARATION-ANALYSIS DATE	WORK ORDER #
Prep Batch #...: 9238015						
Silver	ND	1.0	ug/L	SW846 6020	08/26-08/31/09	LJPW81CE
		Dilution Factor: 1		Analysis Time..: 11:18	Analyst ID.....: 002260	
		Instrument ID..: I8		MDL.....: 0.033		
Arsenic	**2.0 B**	**5.0**	**ug/L**	**SW846 6020**	**08/26-08/31/09**	**LJPW81A1**
		Dilution Factor: 1		Analysis Time..: 11:18	Analyst ID.....: 002260	
		Instrument ID..: I8		MDL.....: 0.21		
Barium	**94.6 J**	**1.0**	**ug/L**	**SW846 6020**	**08/26-08/31/09**	**LJPW81A2**
		Dilution Factor: 1		Analysis Time..: 11:18	Analyst ID.....: 002260	
		Instrument ID..: I8		MDL.....: 0.052		
Beryllium	ND	1.0	ug/L	SW846 6020	08/26-09/03/09	LJPW81A3
		Dilution Factor: 1		Analysis Time..: 09:49	Analyst ID.....: 002260	
		Instrument ID..: I8		MDL.....: 0.037		
Cadmium	ND	1.0	ug/L	SW846 6020	08/26-08/31/09	LJPW81A4
		Dilution Factor: 1		Analysis Time..: 11:18	Analyst ID.....: 002260	
		Instrument ID..: I8		MDL.....: 0.027		
Cobalt	**16.1**	**1.0**	**ug/L**	**SW846 6020**	**08/26-08/31/09**	**LJPW81A5**
		Dilution Factor: 1		Analysis Time..: 11:18	Analyst ID.....: 002260	
		Instrument ID..: I8		MDL.....: 0.033		
Chromium	ND	2.0	ug/L	SW846 6020	08/26-08/31/09	LJPW81CJ
		Dilution Factor: 1		Analysis Time..: 11:18	Analyst ID.....: 002260	
		Instrument ID..: I8		MDL.....: 0.066		
Copper	**0.27 B,J**	**2.0**	**ug/L**	**SW846 6020**	**08/26-08/31/09**	**LJPW81A6**
		Dilution Factor: 1		Analysis Time..: 11:18	Analyst ID.....: 002260	
		Instrument ID..: I8		MDL.....: 0.064		
Iron	**13800 J**	**50.0**	**ug/L**	**SW846 6020**	**08/26-08/31/09**	**LJPW81A7**
		Dilution Factor: 1		Analysis Time..: 11:18	Analyst ID.....: 002260	
		Instrument ID..: I8		MDL.....: 11.0		
Manganese	**2790 J**	**1.0**	**ug/L**	**SW846 6020**	**08/26-08/31/09**	**LJPW81A9**
		Dilution Factor: 1		Analysis Time..: 11:18	Analyst ID.....: 002260	
		Instrument ID..: I8		MDL.....: 0.14		

(Continued on next page)

Tetra Tech NUS, Inc

Client Sample ID: MRC-MW21A-082409

DISSOLVED Metals

Lot-Sample #...: A9H250196-002 Matrix.....: WG

PARAMETER	RESULT	REPORTING LIMIT	UNITS	METHOD	PREPARATION-ANALYSIS DATE	WORK ORDER #
Molybdenum	0.26 B	2.0	ug/L	SW846 6020	08/26-08/31/09	LJPW81CA
		Dilution Factor: 1		Analysis Time..: 11:18	Analyst ID.....: 002260	
		Instrument ID..: I8		MDL.....: 0.20		
Nickel	9.2 J	2.0	ug/L	SW846 6020	08/26-08/31/09	LJPW81CC
		Dilution Factor: 1		Analysis Time..: 11:18	Analyst ID.....: 002260	
		Instrument ID..: I8		MDL.....: 0.10		
Lead	0.063 B,J	1.0	ug/L	SW846 6020	08/26-08/31/09	LJPW81A8
		Dilution Factor: 1		Analysis Time..: 11:18	Analyst ID.....: 002260	
		Instrument ID..: I8		MDL.....: 0.034		
Antimony	ND	2.0	ug/L	SW846 6020	08/26-08/31/09	LJPW81A0
		Dilution Factor: 1		Analysis Time..: 11:18	Analyst ID.....: 002260	
		Instrument ID..: I8		MDL.....: 0.055		
Selenium	0.20 B	5.0	ug/L	SW846 6020	08/26-08/31/09	LJPW81CD
		Dilution Factor: 1		Analysis Time..: 11:18	Analyst ID.....: 002260	
		Instrument ID..: I8		MDL.....: 0.14		
Thallium	ND	1.0	ug/L	SW846 6020	08/26-08/31/09	LJPW81CF
		Dilution Factor: 1		Analysis Time..: 11:18	Analyst ID.....: 002260	
		Instrument ID..: I8		MDL.....: 0.12		
Vanadium	ND	20.0	ug/L	SW846 6020	08/26-08/31/09	LJPW81CG
		Dilution Factor: 1		Analysis Time..: 11:18	Analyst ID.....: 002260	
		Instrument ID..: I8		MDL.....: 0.60		
Zinc	10.3 B,J	20.0	ug/L	SW846 6020	08/26-08/31/09	LJPW81CH
		Dilution Factor: 1		Analysis Time..: 11:18	Analyst ID.....: 002260	
		Instrument ID..: I8		MDL.....: 0.85		
Mercury	ND	0.20	ug/L	SW846 7470A	08/26/09	LJPW81CK
		Dilution Factor: 1		Analysis Time..: 12:32	Analyst ID.....: 001576	
		Instrument ID..: H4		MDL.....: 0.10		

NOTE(S):

B Estimated result. Result is less than RL.

J Method blank contamination. The associated method blank contains the target analyte at a reportable level.

Tetra Tech NUS, Inc

Client Sample ID: MRC-MW21B-082409

DISSOLVED Metals

Lot-Sample #...: A9H250196-004 Matrix.....: WG
Date Sampled...: 08/24/09 15:05 Date Received..: 08/25/09

PARAMETER	RESULT	REPORTING LIMIT	UNITS	METHOD	PREPARATION-ANALYSIS DATE	WORK ORDER #
Prep Batch #...: 9238015						
Silver	ND	1.0	ug/L	SW846 6020	08/26-08/31/09	LJPXQ1CE
		Dilution Factor: 1		Analysis Time..: 11:54	Analyst ID.....: 002260	
		Instrument ID..: I8		MDL.....: 0.033		
Arsenic	ND	5.0	ug/L	SW846 6020	08/26-08/31/09	LJPXQ1A1
		Dilution Factor: 1		Analysis Time..: 11:54	Analyst ID.....: 002260	
		Instrument ID..: I8		MDL.....: 0.21		
Barium	**91.2 J**	**1.0**	**ug/L**	**SW846 6020**	**08/26-08/31/09**	**LJPXQ1A2**
		Dilution Factor: 1		Analysis Time..: 11:54	Analyst ID.....: 002260	
		Instrument ID..: I8		MDL.....: 0.052		
Beryllium	**1.2**	**1.0**	**ug/L**	**SW846 6020**	**08/26-09/03/09**	**LJPXQ1A3**
		Dilution Factor: 1		Analysis Time..: 10:20	Analyst ID.....: 002260	
		Instrument ID..: I8		MDL.....: 0.037		
Cadmium	ND	1.0	ug/L	SW846 6020	08/26-08/31/09	LJPXQ1A4
		Dilution Factor: 1		Analysis Time..: 11:54	Analyst ID.....: 002260	
		Instrument ID..: I8		MDL.....: 0.027		
Cobalt	**65.0**	**1.0**	**ug/L**	**SW846 6020**	**08/26-08/31/09**	**LJPXQ1A5**
		Dilution Factor: 1		Analysis Time..: 11:54	Analyst ID.....: 002260	
		Instrument ID..: I8		MDL.....: 0.033		
Chromium	ND	2.0	ug/L	SW846 6020	08/26-08/31/09	LJPXQ1CJ
		Dilution Factor: 1		Analysis Time..: 11:54	Analyst ID.....: 002260	
		Instrument ID..: I8		MDL.....: 0.066		
Copper	**0.21 B,J**	**2.0**	**ug/L**	**SW846 6020**	**08/26-08/31/09**	**LJPXQ1A6**
		Dilution Factor: 1		Analysis Time..: 11:54	Analyst ID.....: 002260	
		Instrument ID..: I8		MDL.....: 0.064		
Iron	**30200 J**	**50.0**	**ug/L**	**SW846 6020**	**08/26-08/31/09**	**LJPXQ1A7**
		Dilution Factor: 1		Analysis Time..: 11:54	Analyst ID.....: 002260	
		Instrument ID..: I8		MDL.....: 11.0		
Manganese	**2850 J**	**1.0**	**ug/L**	**SW846 6020**	**08/26-08/31/09**	**LJPXQ1A9**
		Dilution Factor: 1		Analysis Time..: 11:54	Analyst ID.....: 002260	
		Instrument ID..: I8		MDL.....: 0.14		

(Continued on next page)

Tetra Tech NUS, Inc

Client Sample ID: MRC-MW21B-082409

DISSOLVED Metals

Lot-Sample #...: A9H250196-004 Matrix.....: WG

PARAMETER	RESULT	REPORTING LIMIT	UNITS	METHOD	PREPARATION-ANALYSIS DATE	WORK ORDER #
Molybdenum	ND	2.0	ug/L	SW846 6020 Analysis Time..: 11:54 MDL.....: 0.20	08/26-08/31/09 Analyst ID.....: 002260	LJPXQ1CA
Nickel	81.2 J	2.0	ug/L	SW846 6020 Analysis Time..: 11:54 MDL.....: 0.10	08/26-08/31/09 Analyst ID.....: 002260	LJPXQ1CC
Lead	0.051 B,J	1.0	ug/L	SW846 6020 Analysis Time..: 11:54 MDL.....: 0.034	08/26-08/31/09 Analyst ID.....: 002260	LJPXQ1A8
Antimony	ND	2.0	ug/L	SW846 6020 Analysis Time..: 11:54 MDL.....: 0.055	08/26-08/31/09 Analyst ID.....: 002260	LJPXQ1A0
Selenium	ND	5.0	ug/L	SW846 6020 Analysis Time..: 11:54 MDL.....: 0.14	08/26-08/31/09 Analyst ID.....: 002260	LJPXQ1CD
Thallium	0.13 B	1.0	ug/L	SW846 6020 Analysis Time..: 11:54 MDL.....: 0.12	08/26-08/31/09 Analyst ID.....: 002260	LJPXQ1CF
Vanadium	ND	20.0	ug/L	SW846 6020 Analysis Time..: 11:54 MDL.....: 0.60	08/26-08/31/09 Analyst ID.....: 002260	LJPXQ1CG
Zinc	159 J	20.0	ug/L	SW846 6020 Analysis Time..: 11:54 MDL.....: 0.85	08/26-08/31/09 Analyst ID.....: 002260	LJPXQ1CH
Mercury	ND	0.20	ug/L	SW846 7470A Analysis Time..: 12:38 MDL.....: 0.10	08/26/09 Analyst ID.....: 001576	LJPXQ1CK

Dilution Factor: 1
Instrument ID..: I8 (Molybdenum, Nickel, Lead, Antimony, Selenium, Thallium, Vanadium, Zinc)
Instrument ID..: H4 (Mercury)

NOTE(S):

J Method blank contamination. The associated method blank contains the target analyte at a reportable level.

B Estimated result. Result is less than RL.

Tetra Tech NUS, Inc

Client Sample ID: MRC-MW27A-082609

DISSOLVED Metals

Lot-Sample #...: A9H270200-002 **Matrix.....:** WG
Date Sampled...: 08/26/09 09:46 **Date Received..:** 08/27/09

PARAMETER	RESULT	REPORTING LIMIT	UNITS	METHOD	PREPARATION-ANALYSIS DATE	WORK ORDER #
Prep Batch #...: 9240019						
Silver	ND	1.0	ug/L	SW846 6020	08/28-09/04/09	LJWDQ1CE
		Dilution Factor: 1		Analysis Time..: 21:13	Analyst ID.....: 002260	
		Instrument ID..: I8		MDL.....: 0.033		
Arsenic	5.6	5.0	ug/L	SW846 6020	08/28-09/04/09	LJWDQ1A1
		Dilution Factor: 1		Analysis Time..: 21:13	Analyst ID.....: 002260	
		Instrument ID..: I8		MDL.....: 0.21		
Barium	550 J	1.0	ug/L	SW846 6020	08/28-09/04/09	LJWDQ1A2
		Dilution Factor: 1		Analysis Time..: 21:13	Analyst ID.....: 002260	
		Instrument ID..: I8		MDL.....: 0.052		
Beryllium	2.8	1.0	ug/L	SW846 6020	08/28-09/04/09	LJWDQ1A3
		Dilution Factor: 1		Analysis Time..: 21:13	Analyst ID.....: 002260	
		Instrument ID..: I8		MDL.....: 0.037		
Cadmium	ND	1.0	ug/L	SW846 6020	08/28-09/04/09	LJWDQ1A4
		Dilution Factor: 1		Analysis Time..: 21:13	Analyst ID.....: 002260	
		Instrument ID..: I8		MDL.....: 0.027		
Cobalt	596	1.0	ug/L	SW846 6020	08/28-09/04/09	LJWDQ1A5
		Dilution Factor: 1		Analysis Time..: 21:13	Analyst ID.....: 002260	
		Instrument ID..: I8		MDL.....: 0.033		
Chromium	0.12 B,J	2.0	ug/L	SW846 6020	08/28-09/04/09	LJWDQ1CJ
		Dilution Factor: 1		Analysis Time..: 21:13	Analyst ID.....: 002260	
		Instrument ID..: I8		MDL.....: 0.066		
Copper	0.46 B,J	2.0	ug/L	SW846 6020	08/28-09/04/09	LJWDQ1A6
		Dilution Factor: 1		Analysis Time..: 21:13	Analyst ID.....: 002260	
		Instrument ID..: I8		MDL.....: 0.064		
Iron	96100 J	50.0	ug/L	SW846 6020	08/28-09/04/09	LJWDQ1A7
		Dilution Factor: 1		Analysis Time..: 21:13	Analyst ID.....: 002260	
		Instrument ID..: I8		MDL.....: 11.0		
Manganese	37300 J	5.0	ug/L	SW846 6020	08/28-09/10/09	LJWDQ1A9
		Dilution Factor: 5		Analysis Time..: 15:52	Analyst ID.....: 002260	
		Instrument ID..: I8		MDL.....: 0.70		

(Continued on next page)

Tetra Tech NUS, Inc

Client Sample ID: MRC-MW27A-082609

DISSOLVED Metals

Lot-Sample #...: A9H270200-002 Matrix.....: WG

PARAMETER	RESULT	REPORTING LIMIT	UNITS	METHOD	PREPARATION-ANALYSIS DATE	WORK ORDER #
Molybdenum	ND	2.0	ug/L	SW846 6020	08/28-09/04/09	LJWDQ1CA
		Dilution Factor: 1		Analysis Time..: 21:13	Analyst ID.....: 002260	
		Instrument ID..: I8		MDL.....: 0.20		
Nickel	275	**2.0**	**ug/L**	**SW846 6020**	**08/28-09/04/09**	**LJWDQ1CC**
		Dilution Factor: 1		Analysis Time..: 21:13	Analyst ID.....: 002260	
		Instrument ID..: I8		MDL.....: 0.10		
Lead	**0.13 B,J**	**1.0**	**ug/L**	**SW846 6020**	**08/28-09/04/09**	**LJWDQ1A8**
		Dilution Factor: 1		Analysis Time..: 21:13	Analyst ID.....: 002260	
		Instrument ID..: I8		MDL.....: 0.034		
Antimony	ND	2.0	ug/L	SW846 6020	08/28-09/04/09	LJWDQ1A0
		Dilution Factor: 1		Analysis Time..: 21:13	Analyst ID.....: 002260	
		Instrument ID..: I8		MDL.....: 0.055		
Selenium	**0.21 B**	**5.0**	**ug/L**	**SW846 6020**	**08/28-09/04/09**	**LJWDQ1CD**
		Dilution Factor: 1		Analysis Time..: 21:13	Analyst ID.....: 002260	
		Instrument ID..: I8		MDL.....: 0.14		
Thallium	ND	1.0	ug/L	SW846 6020	08/28-09/04/09	LJWDQ1CF
		Dilution Factor: 1		Analysis Time..: 21:13	Analyst ID.....: 002260	
		Instrument ID..: I8		MDL.....: 0.12		
Vanadium	ND	20.0	ug/L	SW846 6020	08/28-09/04/09	LJWDQ1CG
		Dilution Factor: 1		Analysis Time..: 21:13	Analyst ID.....: 002260	
		Instrument ID..: I8		MDL.....: 0.60		
Zinc	**263 J**	**20.0**	**ug/L**	**SW846 6020**	**08/28-09/04/09**	**LJWDQ1CH**
		Dilution Factor: 1		Analysis Time..: 21:13	Analyst ID.....: 002260	
		Instrument ID..: I8		MDL.....: 0.85		
Mercury	ND	0.20	ug/L	SW846 7470A	08/28/09	LJWDQ1CK
		Dilution Factor: 1		Analysis Time..: 16:58	Analyst ID.....: 001576	
		Instrument ID..: H1		MDL.....: 0.10		

NOTE(S):

J Method blank contamination. The associated method blank contains the target analyte at a reportable level.

B Estimated result. Result is less than RL.

Tetra Tech NUS, Inc

Client Sample ID: MRC-MW27B-082409

DISSOLVED Metals

Lot-Sample #...: A9H250196-003 Matrix.....: WG
Date Sampled...: 08/24/09 13:50 Date Received..: 08/25/09

PARAMETER	RESULT	REPORTING LIMIT	UNITS	METHOD	PREPARATION-ANALYSIS DATE	WORK ORDER #
Prep Batch #...: 9238015						
Silver	ND	1.0	ug/L	SW846 6020	08/26-08/31/09	LJPXM1CF
		Dilution Factor: 1		Analysis Time..: 11:36	Analyst ID.....: 002260	
		Instrument ID..: I8		MDL.....: 0.033		
Arsenic	**0.40 B**	**5.0**	**ug/L**	**SW846 6020**	**08/26-08/31/09**	**LJPXM1AC**
		Dilution Factor: 1		Analysis Time..: 11:36	Analyst ID.....: 002260	
		Instrument ID..: I8		MDL.....: 0.21		
Barium	**58.2 J**	**1.0**	**ug/L**	**SW846 6020**	**08/26-08/31/09**	**LJPXM1AD**
		Dilution Factor: 1		Analysis Time..: 11:36	Analyst ID.....: 002260	
		Instrument ID..: I8		MDL.....: 0.052		
Beryllium	**0.59 B**	**1.0**	**ug/L**	**SW846 6020**	**08/26-09/03/09**	**LJPXM1AE**
		Dilution Factor: 1		Analysis Time..: 10:13	Analyst ID.....: 002260	
		Instrument ID..: I8		MDL.....: 0.037		
Cadmium	**0.28 B**	**1.0**	**ug/L**	**SW846 6020**	**08/26-08/31/09**	**LJPXM1AF**
		Dilution Factor: 1		Analysis Time..: 11:36	Analyst ID.....: 002260	
		Instrument ID..: I8		MDL.....: 0.027		
Cobalt	**208**	**1.0**	**ug/L**	**SW846 6020**	**08/26-08/31/09**	**LJPXM1AG**
		Dilution Factor: 1		Analysis Time..: 11:36	Analyst ID.....: 002260	
		Instrument ID..: I8		MDL.....: 0.033		
Chromium	**0.66 B,J**	**2.0**	**ug/L**	**SW846 6020**	**08/26-08/31/09**	**LJPXM1CK**
		Dilution Factor: 1		Analysis Time..: 11:36	Analyst ID.....: 002260	
		Instrument ID..: I8		MDL.....: 0.066		
Copper	**3.7 J**	**2.0**	**ug/L**	**SW846 6020**	**08/26-08/31/09**	**LJPXM1AH**
		Dilution Factor: 1		Analysis Time..: 11:36	Analyst ID.....: 002260	
		Instrument ID..: I8		MDL.....: 0.064		
Iron	**302 J**	**50.0**	**ug/L**	**SW846 6020**	**08/26-08/31/09**	**LJPXM1AJ**
		Dilution Factor: 1		Analysis Time..: 11:36	Analyst ID.....: 002260	
		Instrument ID..: I8		MDL.....: 11.0		
Manganese	**184 J**	**1.0**	**ug/L**	**SW846 6020**	**08/26-08/31/09**	**LJPXM1AL**
		Dilution Factor: 1		Analysis Time..: 11:36	Analyst ID.....: 002260	
		Instrument ID..: I8		MDL.....: 0.14		

(Continued on next page)

Tetra Tech NUS, Inc

Client Sample ID: MRC-MW27B-082409

DISSOLVED Metals

Lot-Sample #...: A9H250196-003 Matrix.....: WG

PARAMETER	RESULT	REPORTING LIMIT	UNITS	METHOD	PREPARATION-ANALYSIS DATE	WORK ORDER #
Molybdenum	0.90 B	2.0	ug/L	SW846 6020	08/26-08/31/09	LJPXM1CC
		Dilution Factor: 1		Analysis Time..: 11:36	Analyst ID.....: 002260	
		Instrument ID..: I8		MDL.....: 0.20		
Nickel	249 J	2.0	ug/L	SW846 6020	08/26-08/31/09	LJPXM1CD
		Dilution Factor: 1		Analysis Time..: 11:36	Analyst ID.....: 002260	
		Instrument ID..: I8		MDL.....: 0.10		
Lead	0.17 B,J	1.0	ug/L	SW846 6020	08/26-08/31/09	LJPXM1AK
		Dilution Factor: 1		Analysis Time..: 11:36	Analyst ID.....: 002260	
		Instrument ID..: I8		MDL.....: 0.034		
Antimony	0.21 B,J	2.0	ug/L	SW846 6020	08/26-08/31/09	LJPXM1AA
		Dilution Factor: 1		Analysis Time..: 11:36	Analyst ID.....: 002260	
		Instrument ID..: I8		MDL.....: 0.055		
Selenium	0.15 B	5.0	ug/L	SW846 6020	08/26-08/31/09	LJPXM1CE
		Dilution Factor: 1		Analysis Time..: 11:36	Analyst ID.....: 002260	
		Instrument ID..: I8		MDL.....: 0.14		
Thallium	0.79 B	1.0	ug/L	SW846 6020	08/26-08/31/09	LJPXM1CG
		Dilution Factor: 1		Analysis Time..: 11:36	Analyst ID.....: 002260	
		Instrument ID..: I8		MDL.....: 0.12		
Vanadium	ND	20.0	ug/L	SW846 6020	08/26-08/31/09	LJPXM1CH
		Dilution Factor: 1		Analysis Time..: 11:36	Analyst ID.....: 002260	
		Instrument ID..: I8		MDL.....: 0.60		
Zinc	189 J	20.0	ug/L	SW846 6020	08/26-08/31/09	LJPXM1CJ
		Dilution Factor: 1		Analysis Time..: 11:36	Analyst ID.....: 002260	
		Instrument ID..: I8		MDL.....: 0.85		
Mercury	ND	0.20	ug/L	SW846 7470A	08/26/09	LJPXM1CL
		Dilution Factor: 1		Analysis Time..: 12:35	Analyst ID.....: 001576	
		Instrument ID..: H4		MDL.....: 0.10		

NOTE(S):

B Estimated result. Result is less than RL.

J Method blank contamination. The associated method blank contains the target analyte at a reportable level.

Tetra Tech NUS, Inc

Client Sample ID: MRC-MW34A-082509

DISSOLVED Metals

Lot-Sample #...: A9H260250-003 Matrix.....: WG
Date Sampled...: 08/25/09 15:10 Date Received..: 08/26/09

PARAMETER	RESULT	REPORTING LIMIT	UNITS	METHOD	PREPARATION-ANALYSIS DATE	WORK ORDER #
Prep Batch #...: 9239019						
Silver	ND	1.0	ug/L	SW846 6020	08/27-09/04/09	LJTDX1CE
		Dilution Factor: 1		Analysis Time..: 12:57	Analyst ID.....: 002260	
		Instrument ID..: I8		MDL.....: 0.033		
Arsenic	ND	5.0	ug/L	SW846 6020	08/27-09/04/09	LJTDX1AC
		Dilution Factor: 1		Analysis Time..: 12:57	Analyst ID.....: 002260	
		Instrument ID..: I8		MDL.....: 0.21		
Barium	41.0 J	1.0	ug/L	SW846 6020	08/27-09/04/09	LJTDX1AD
		Dilution Factor: 1		Analysis Time..: 12:57	Analyst ID.....: 002260	
		Instrument ID..: I8		MDL.....: 0.052		
Beryllium	0.054 B	1.0	ug/L	SW846 6020	08/27-09/04/09	LJTDX1AE
		Dilution Factor: 1		Analysis Time..: 12:57	Analyst ID.....: 002260	
		Instrument ID..: I8		MDL.....: 0.037		
Cadmium	0.032 B	1.0	ug/L	SW846 6020	08/27-09/04/09	LJTDX1AF
		Dilution Factor: 1		Analysis Time..: 12:57	Analyst ID.....: 002260	
		Instrument ID..: I8		MDL.....: 0.027		
Cobalt	0.64 B	1.0	ug/L	SW846 6020	08/27-09/04/09	LJTDX1AG
		Dilution Factor: 1		Analysis Time..: 12:57	Analyst ID.....: 002260	
		Instrument ID..: I8		MDL.....: 0.033		
Chromium	0.78 B,J	2.0	ug/L	SW846 6020	08/27-09/04/09	LJTDX1CJ
		Dilution Factor: 1		Analysis Time..: 12:57	Analyst ID.....: 002260	
		Instrument ID..: I8		MDL.....: 0.066		
Copper	0.30 B,J	2.0	ug/L	SW846 6020	08/27-09/04/09	LJTDX1AH
		Dilution Factor: 1		Analysis Time..: 12:57	Analyst ID.....: 002260	
		Instrument ID..: I8		MDL.....: 0.064		
Iron	26.7 B,J	50.0	ug/L	SW846 6020	08/27-09/04/09	LJTDX1AJ
		Dilution Factor: 1		Analysis Time..: 12:57	Analyst ID.....: 002260	
		Instrument ID..: I8		MDL.....: 11.0		
Manganese	2.1 J	1.0	ug/L	SW846 6020	08/27-09/04/09	LJTDX1AL
		Dilution Factor: 1		Analysis Time..: 12:57	Analyst ID.....: 002260	
		Instrument ID..: I8		MDL.....: 0.14		

(Continued on next page)

Tetra Tech NUS, Inc

Client Sample ID: MRC-MW34A-082509

DISSOLVED Metals

Lot-Sample #...: A9H260250-003 Matrix.....: WG

PARAMETER	RESULT	REPORTING LIMIT	UNITS	METHOD	PREPARATION-ANALYSIS DATE	WORK ORDER #
Molybdenum	ND	2.0	ug/L	SW846 6020	08/27-09/04/09	LJTDX1CA
		Dilution Factor: 1		Analysis Time..: 12:57	Analyst ID.....: 002260	
		Instrument ID..: I8		MDL.....: 0.20		
Nickel	**0.74 B,J**	**2.0**	**ug/L**	**SW846 6020**	**08/27-09/04/09**	**LJTDX1CC**
		Dilution Factor: 1		Analysis Time..: 12:57	Analyst ID.....: 002260	
		Instrument ID..: I8		MDL.....: 0.10		
Lead	**0.055 B,J**	**1.0**	**ug/L**	**SW846 6020**	**08/27-09/04/09**	**LJTDX1AK**
		Dilution Factor: 1		Analysis Time..: 12:57	Analyst ID.....: 002260	
		Instrument ID..: I8		MDL.....: 0.034		
Antimony	ND	2.0	ug/L	SW846 6020	08/27-09/04/09	LJTDX1AA
		Dilution Factor: 1		Analysis Time..: 12:57	Analyst ID.....: 002260	
		Instrument ID..: I8		MDL.....: 0.055		
Selenium	**1.9 B**	**5.0**	**ug/L**	**SW846 6020**	**08/27-09/04/09**	**LJTDX1CD**
		Dilution Factor: 1		Analysis Time..: 12:57	Analyst ID.....: 002260	
		Instrument ID..: I8		MDL.....: 0.14		
Thallium	ND	1.0	ug/L	SW846 6020	08/27-09/04/09	LJTDX1CF
		Dilution Factor: 1		Analysis Time..: 12:57	Analyst ID.....: 002260	
		Instrument ID..: I8		MDL.....: 0.12		
Vanadium	ND	20.0	ug/L	SW846 6020	08/27-09/04/09	LJTDX1CG
		Dilution Factor: 1		Analysis Time..: 12:57	Analyst ID.....: 002260	
		Instrument ID..: I8		MDL.....: 0.60		
Zinc	**2.4 B,J**	**20.0**	**ug/L**	**SW846 6020**	**08/27-09/04/09**	**LJTDX1CH**
		Dilution Factor: 1		Analysis Time..: 12:57	Analyst ID.....: 002260	
		Instrument ID..: I8		MDL.....: 0.85		
Mercury	ND	0.20	ug/L	SW846 7470A	08/27-08/28/09	LJTDX1CK
		Dilution Factor: 1		Analysis Time..: 12:49	Analyst ID.....: 001576	
		Instrument ID..: H1		MDL.....: 0.10		

NOTE(S):

J Method blank contamination. The associated method blank contains the target analyte at a reportable level.

B Estimated result. Result is less than RL.

Tetra Tech NUS, Inc

Client Sample ID: MRC-MW34B-082509

DISSOLVED Metals

Lot-Sample #...: A9H260250-002 Matrix.....: WG
Date Sampled...: 08/25/09 11:15 Date Received..: 08/26/09

PARAMETER	RESULT	REPORTING LIMIT	UNITS	METHOD	PREPARATION-ANALYSIS DATE	WORK ORDER #
Prep Batch #...: 9239019						
Silver	ND	1.0	ug/L	SW846 6020	08/27-09/04/09	LJTCV1CE
		Dilution Factor: 1		Analysis Time..: 12:27	Analyst ID.....: 002260	
		Instrument ID..: I8		MDL.....: 0.033		
Arsenic	ND	5.0	ug/L	SW846 6020	08/27-09/04/09	LJTCV1A1
		Dilution Factor: 1		Analysis Time..: 12:27	Analyst ID.....: 002260	
		Instrument ID..: I8		MDL.....: 0.21		
Barium	146 J	1.0	ug/L	SW846 6020	08/27-09/04/09	LJTCV1A2
		Dilution Factor: 1		Analysis Time..: 12:27	Analyst ID.....: 002260	
		Instrument ID..: I8		MDL.....: 0.052		
Beryllium	9.8	1.0	ug/L	SW846 6020	08/27-09/04/09	LJTCV1A3
		Dilution Factor: 1		Analysis Time..: 12:27	Analyst ID.....: 002260	
		Instrument ID..: I8		MDL.....: 0.037		
Cadmium	0.40 B	1.0	ug/L	SW846 6020	08/27-09/04/09	LJTCV1A4
		Dilution Factor: 1		Analysis Time..: 12:27	Analyst ID.....: 002260	
		Instrument ID..: I8		MDL.....: 0.027		
Cobalt	122	1.0	ug/L	SW846 6020	08/27-09/04/09	LJTCV1A5
		Dilution Factor: 1		Analysis Time..: 12:27	Analyst ID.....: 002260	
		Instrument ID..: I8		MDL.....: 0.033		
Chromium	0.12 B,J	2.0	ug/L	SW846 6020	08/27-09/04/09	LJTCV1CJ
		Dilution Factor: 1		Analysis Time..: 12:27	Analyst ID.....: 002260	
		Instrument ID..: I8		MDL.....: 0.066		
Copper	36.8 J	2.0	ug/L	SW846 6020	08/27-09/04/09	LJTCV1A6
		Dilution Factor: 1		Analysis Time..: 12:27	Analyst ID.....: 002260	
		Instrument ID..: I8		MDL.....: 0.064		
Iron	54.2 J	50.0	ug/L	SW846 6020	08/27-09/04/09	LJTCV1A7
		Dilution Factor: 1		Analysis Time..: 12:27	Analyst ID.....: 002260	
		Instrument ID..: I8		MDL.....: 11.0		
Manganese	469 J	1.0	ug/L	SW846 6020	08/27-09/04/09	LJTCV1A9
		Dilution Factor: 1		Analysis Time..: 12:27	Analyst ID.....: 002260	
		Instrument ID..: I8		MDL.....: 0.14		

(Continued on next page)

Tetra Tech NUS, Inc

Client Sample ID: MRC-MW34B-082509

DISSOLVED Metals

Lot-Sample #...: A9H260250-002 Matrix.....: WG

PARAMETER	RESULT	REPORTING LIMIT	UNITS	METHOD	PREPARATION-ANALYSIS DATE	WORK ORDER #
Molybdenum	ND	2.0	ug/L	SW846 6020	08/27-09/04/09	LJTCV1CA
		Dilution Factor: 1		Analysis Time..: 12:27	Analyst ID.....: 002260	
		Instrument ID..: I8		MDL.....: 0.20		
Nickel	**159 J**	**2.0**	**ug/L**	**SW846 6020**	**08/27-09/04/09**	**LJTCV1CC**
		Dilution Factor: 1		Analysis Time..: 12:27	Analyst ID.....: 002260	
		Instrument ID..: I8		MDL.....: 0.10		
Lead	**0.12 B,J**	**1.0**	**ug/L**	**SW846 6020**	**08/27-09/04/09**	**LJTCV1A8**
		Dilution Factor: 1		Analysis Time..: 12:27	Analyst ID.....: 002260	
		Instrument ID..: I8		MDL.....: 0.034		
Antimony	ND	2.0	ug/L	SW846 6020	08/27-09/04/09	LJTCV1A0
		Dilution Factor: 1		Analysis Time..: 12:27	Analyst ID.....: 002260	
		Instrument ID..: I8		MDL.....: 0.055		
Selenium	**0.56 B**	**5.0**	**ug/L**	**SW846 6020**	**08/27-09/04/09**	**LJTCV1CD**
		Dilution Factor: 1		Analysis Time..: 12:27	Analyst ID.....: 002260	
		Instrument ID..: I8		MDL.....: 0.14		
Thallium	**0.14 B**	**1.0**	**ug/L**	**SW846 6020**	**08/27-09/04/09**	**LJTCV1CF**
		Dilution Factor: 1		Analysis Time..: 12:27	Analyst ID.....: 002260	
		Instrument ID..: I8		MDL.....: 0.12		
Vanadium	**0.85 B**	**20.0**	**ug/L**	**SW846 6020**	**08/27-09/04/09**	**LJTCV1CG**
		Dilution Factor: 1		Analysis Time..: 12:27	Analyst ID.....: 002260	
		Instrument ID..: I8		MDL.....: 0.60		
Zinc	**331 J**	**20.0**	**ug/L**	**SW846 6020**	**08/27-09/04/09**	**LJTCV1CH**
		Dilution Factor: 1		Analysis Time..: 12:27	Analyst ID.....: 002260	
		Instrument ID..: I8		MDL.....: 0.85		
Mercury	ND	0.20	ug/L	SW846 7470A	08/27-08/28/09	LJTCV1CK
		Dilution Factor: 1		Analysis Time..: 12:53	Analyst ID.....: 001576	
		Instrument ID..: H1		MDL.....: 0.10		

NOTE(S):

J Method blank contamination. The associated method blank contains the target analyte at a reportable level.

B Estimated result. Result is less than RL.

Tetra Tech NUS, Inc

Client Sample ID: MRC-MW36A-082609

DISSOLVED Metals

Lot-Sample #...: A9H270200-003 Matrix.....: WG
Date Sampled...: 08/26/09 11:14 Date Received..: 08/27/09

PARAMETER	RESULT	REPORTING LIMIT	UNITS	METHOD	PREPARATION-ANALYSIS DATE	WORK ORDER #
Prep Batch #...: 9243020						
Silver	ND	1.0	ug/L	SW846 6020	08/31-09/04/09	LJWD41CE
		Dilution Factor: 1		Analysis Time..: 21:44	Analyst ID.....: 002260	
		Instrument ID..: I8		MDL.....: 0.033		
Arsenic	ND	5.0	ug/L	SW846 6020	08/31-09/04/09	LJWD41AC
		Dilution Factor: 1		Analysis Time..: 21:44	Analyst ID.....: 002260	
		Instrument ID..: I8		MDL.....: 0.21		
Barium	**30.6 J**	**1.0**	**ug/L**	**SW846 6020**	**08/31-09/04/09**	**LJWD41AD**
		Dilution Factor: 1		Analysis Time..: 21:44	Analyst ID.....: 002260	
		Instrument ID..: I8		MDL.....: 0.052		
Beryllium	**3.4**	**1.0**	**ug/L**	**SW846 6020**	**08/31-09/04/09**	**LJWD41AE**
		Dilution Factor: 1		Analysis Time..: 21:44	Analyst ID.....: 002260	
		Instrument ID..: I8		MDL.....: 0.037		
Cadmium	**0.074 B**	**1.0**	**ug/L**	**SW846 6020**	**08/31-09/04/09**	**LJWD41AF**
		Dilution Factor: 1		Analysis Time..: 21:44	Analyst ID.....: 002260	
		Instrument ID..: I8		MDL.....: 0.027		
Cobalt	**41.5**	**1.0**	**ug/L**	**SW846 6020**	**08/31-09/04/09**	**LJWD41AG**
		Dilution Factor: 1		Analysis Time..: 21:44	Analyst ID.....: 002260	
		Instrument ID..: I8		MDL.....: 0.033		
Chromium	**0.32 B,J**	**2.0**	**ug/L**	**SW846 6020**	**08/31-09/04/09**	**LJWD41CJ**
		Dilution Factor: 1		Analysis Time..: 21:44	Analyst ID.....: 002260	
		Instrument ID..: I8		MDL.....: 0.066		
Copper	**3.2 J**	**2.0**	**ug/L**	**SW846 6020**	**08/31-09/04/09**	**LJWD41AH**
		Dilution Factor: 1		Analysis Time..: 21:44	Analyst ID.....: 002260	
		Instrument ID..: I8		MDL.....: 0.064		
Iron	**121 J**	**50.0**	**ug/L**	**SW846 6020**	**08/31-09/04/09**	**LJWD41AJ**
		Dilution Factor: 1		Analysis Time..: 21:44	Analyst ID.....: 002260	
		Instrument ID..: I8		MDL.....: 11.0		
Manganese	**43.6 J**	**1.0**	**ug/L**	**SW846 6020**	**08/31-09/08/09**	**LJWD41AL**
		Dilution Factor: 1		Analysis Time..: 16:21	Analyst ID.....: 002260	
		Instrument ID..: I8		MDL.....: 0.14		

(Continued on next page)

Tetra Tech NUS, Inc

Client Sample ID: MRC-MW36A-082609

DISSOLVED Metals

Lot-Sample #...: A9H270200-003 Matrix.....: WG

PARAMETER	RESULT	REPORTING LIMIT	UNITS	METHOD	PREPARATION-ANALYSIS DATE	WORK ORDER #
Molybdenum	ND	2.0	ug/L	SW846 6020	08/31-09/04/09	LJWD41CA
		Dilution Factor: 1		Analysis Time..: 21:44	Analyst ID.....: 002260	
		Instrument ID..: I8		MDL.....: 0.20		
Nickel	**53.2 J**	**2.0**	**ug/L**	**SW846 6020**	**08/31-09/04/09**	**LJWD41CC**
		Dilution Factor: 1		Analysis Time..: 21:44	Analyst ID.....: 002260	
		Instrument ID..: I8		MDL.....: 0.10		
Lead	**0.19 B,J**	**1.0**	**ug/L**	**SW846 6020**	**08/31-09/04/09**	**LJWD41AK**
		Dilution Factor: 1		Analysis Time..: 21:44	Analyst ID.....: 002260	
		Instrument ID..: I8		MDL.....: 0.034		
Antimony	**0.060 B**	**2.0**	**ug/L**	**SW846 6020**	**08/31-09/04/09**	**LJWD41AA**
		Dilution Factor: 1		Analysis Time..: 21:44	Analyst ID.....: 002260	
		Instrument ID..: I8		MDL.....: 0.055		
Selenium	**0.28 B**	**5.0**	**ug/L**	**SW846 6020**	**08/31-09/04/09**	**LJWD41CD**
		Dilution Factor: 1		Analysis Time..: 21:44	Analyst ID.....: 002260	
		Instrument ID..: I8		MDL.....: 0.14		
Thallium	ND	1.0	ug/L	SW846 6020	08/31-09/04/09	LJWD41CF
		Dilution Factor: 1		Analysis Time..: 21:44	Analyst ID.....: 002260	
		Instrument ID..: I8		MDL.....: 0.12		
Vanadium	ND	20.0	ug/L	SW846 6020	08/31-09/04/09	LJWD41CG
		Dilution Factor: 1		Analysis Time..: 21:44	Analyst ID.....: 002260	
		Instrument ID..: I8		MDL.....: 0.60		
Zinc	**83.9 J**	**20.0**	**ug/L**	**SW846 6020**	**08/31-09/04/09**	**LJWD41CH**
		Dilution Factor: 1		Analysis Time..: 21:44	Analyst ID.....: 002260	
		Instrument ID..: I8		MDL.....: 0.85		
Mercury	ND	0.20	ug/L	SW846 7470A	08/31-09/01/09	LJWD41CK
		Dilution Factor: 1		Analysis Time..: 13:42	Analyst ID.....: 001576	
		Instrument ID..: H1		MDL.....: 0.10		

NOTE(S):

J Method blank contamination. The associated method blank contains the target analyte at a reportable level.

B Estimated result. Result is less than RL.

Tetra Tech NUS, Inc

Client Sample ID: MRC-MW37A-082709

DISSOLVED Metals

Lot-Sample #...: A9H280125-004 Matrix.....: WG
Date Sampled...: 08/27/09 11:30 Date Received..: 08/28/09

PARAMETER	RESULT	REPORTING LIMIT	UNITS	METHOD	PREPARATION-ANALYSIS DATE	WORK ORDER #
Prep Batch #...: 9243020						
Silver	ND	1.0	ug/L	SW846 6020	08/31-09/04/09	LJX581CF
		Dilution Factor: 1		Analysis Time..: 22:29	Analyst ID.....: 002260	
		Instrument ID..: I8		MDL.....: 0.033		
Arsenic	ND	5.0	ug/L	SW846 6020	08/31-09/04/09	LJX581AC
		Dilution Factor: 1		Analysis Time..: 22:29	Analyst ID.....: 002260	
		Instrument ID..: I8		MDL.....: 0.21		
Barium	33.8 J	1.0	ug/L	SW846 6020	08/31-09/04/09	LJX581AD
		Dilution Factor: 1		Analysis Time..: 22:29	Analyst ID.....: 002260	
		Instrument ID..: I8		MDL.....: 0.052		
Beryllium	1.5	1.0	ug/L	SW846 6020	08/31-09/04/09	LJX581AE
		Dilution Factor: 1		Analysis Time..: 22:29	Analyst ID.....: 002260	
		Instrument ID..: I8		MDL.....: 0.037		
Cadmium	0.12 B	1.0	ug/L	SW846 6020	08/31-09/04/09	LJX581AF
		Dilution Factor: 1		Analysis Time..: 22:29	Analyst ID.....: 002260	
		Instrument ID..: I8		MDL.....: 0.027		
Cobalt	17.2	1.0	ug/L	SW846 6020	08/31-09/04/09	LJX581AG
		Dilution Factor: 1		Analysis Time..: 22:29	Analyst ID.....: 002260	
		Instrument ID..: I8		MDL.....: 0.033		
Chromium	0.34 B,J	2.0	ug/L	SW846 6020	08/31-09/04/09	LJX581CK
		Dilution Factor: 1		Analysis Time..: 22:29	Analyst ID.....: 002260	
		Instrument ID..: I8		MDL.....: 0.066		
Copper	1.4 B,J	2.0	ug/L	SW846 6020	08/31-09/04/09	LJX581AH
		Dilution Factor: 1		Analysis Time..: 22:29	Analyst ID.....: 002260	
		Instrument ID..: I8		MDL.....: 0.064		
Iron	36.3 B,J	50.0	ug/L	SW846 6020	08/31-09/04/09	LJX581AJ
		Dilution Factor: 1		Analysis Time..: 22:29	Analyst ID.....: 002260	
		Instrument ID..: I8		MDL.....: 11.0		
Manganese	112 J	1.0	ug/L	SW846 6020	08/31-09/08/09	LJX581AL
		Dilution Factor: 1		Analysis Time..: 17:15	Analyst ID.....: 002260	
		Instrument ID..: I8		MDL.....: 0.14		

(Continued on next page)

Tetra Tech NUS, Inc

Client Sample ID: MRC-MW37A-082709

DISSOLVED Metals

Lot-Sample #...: A9H280125-004 Matrix.....: WG

PARAMETER	RESULT	REPORTING LIMIT	UNITS	METHOD	PREPARATION-ANALYSIS DATE	WORK ORDER #
Molybdenum	ND	2.0	ug/L	SW846 6020	08/31-09/04/09	LJX581CC
		Dilution Factor: 1		Analysis Time..: 22:29	Analyst ID.....:	002260
		Instrument ID..: I8		MDL.....: 0.20		
Nickel	**15.9 J**	**2.0**	**ug/L**	**SW846 6020**	**08/31-09/04/09**	**LJX581CD**
		Dilution Factor: 1		Analysis Time..: 22:29	Analyst ID.....:	002260
		Instrument ID..: I8		MDL.....: 0.10		
Lead	**0.20 B,J**	**1.0**	**ug/L**	**SW846 6020**	**08/31-09/04/09**	**LJX581AK**
		Dilution Factor: 1		Analysis Time..: 22:29	Analyst ID.....:	002260
		Instrument ID..: I8		MDL.....: 0.034		
Antimony	ND	2.0	ug/L	SW846 6020	08/31-09/04/09	LJX581AA
		Dilution Factor: 1		Analysis Time..: 22:29	Analyst ID.....:	002260
		Instrument ID..: I8		MDL.....: 0.055		
Selenium	**0.47 B**	**5.0**	**ug/L**	**SW846 6020**	**08/31-09/04/09**	**LJX581CE**
		Dilution Factor: 1		Analysis Time..: 22:29	Analyst ID.....:	002260
		Instrument ID..: I8		MDL.....: 0.14		
Thallium	ND	1.0	ug/L	SW846 6020	08/31-09/04/09	LJX581CG
		Dilution Factor: 1		Analysis Time..: 22:29	Analyst ID.....:	002260
		Instrument ID..: I8		MDL.....: 0.12		
Vanadium	ND	20.0	ug/L	SW846 6020	08/31-09/04/09	LJX581CH
		Dilution Factor: 1		Analysis Time..: 22:29	Analyst ID.....:	002260
		Instrument ID..: I8		MDL.....: 0.60		
Zinc	**31.7 J**	**20.0**	**ug/L**	**SW846 6020**	**08/31-09/04/09**	**LJX581CJ**
		Dilution Factor: 1		Analysis Time..: 22:29	Analyst ID.....:	002260
		Instrument ID..: I8		MDL.....: 0.85		
Mercury	ND	0.20	ug/L	SW846 7470A	08/31-09/01/09	LJX581CL
		Dilution Factor: 1		Analysis Time..: 13:41	Analyst ID.....:	001576
		Instrument ID..: H1		MDL.....: 0.10		

NOTE(S):

J Method blank contamination. The associated method blank contains the target analyte at a reportable level.

B Estimated result. Result is less than RL.

Tetra Tech NUS, Inc

Client Sample ID: MRC-MW37B-08

DISSOLVED Metals

Lot-Sample #...: A9H290152-002 Matrix.....: WG
Date Sampled...: 08/28/09 10:53 Date Received..: 08/29/09

PARAMETER	RESULT	REPORTING LIMIT	UNITS	METHOD	PREPARATION-ANALYSIS DATE	WORK ORDER #
Prep Batch #...: 9243020						
Silver	ND	1.0	ug/L	SW846 6020	08/31-09/04/09	LJ2KH1CE
		Dilution Factor: 1		Analysis Time..: 23:45	Analyst ID.....: 002260	
		Instrument ID..: I8		MDL.....: 0.033		
Arsenic	ND	5.0	ug/L	SW846 6020	08/31-09/04/09	LJ2KH1A1
		Dilution Factor: 1		Analysis Time..: 23:45	Analyst ID.....: 002260	
		Instrument ID..: I8		MDL.....: 0.21		
Barium	**52.5 J**	**1.0**	**ug/L**	**SW846 6020**	**08/31-09/04/09**	**LJ2KH1A2**
		Dilution Factor: 1		Analysis Time..: 23:45	Analyst ID.....: 002260	
		Instrument ID..: I8		MDL.....: 0.052		
Beryllium	**0.15 B**	**1.0**	**ug/L**	**SW846 6020**	**08/31-09/04/09**	**LJ2KH1A3**
		Dilution Factor: 1		Analysis Time..: 23:45	Analyst ID.....: 002260	
		Instrument ID..: I8		MDL.....: 0.037		
Cadmium	**0.18 B**	**1.0**	**ug/L**	**SW846 6020**	**08/31-09/04/09**	**LJ2KH1A4**
		Dilution Factor: 1		Analysis Time..: 23:45	Analyst ID.....: 002260	
		Instrument ID..: I8		MDL.....: 0.027		
Cobalt	**11.7**	**1.0**	**ug/L**	**SW846 6020**	**08/31-09/04/09**	**LJ2KH1A5**
		Dilution Factor: 1		Analysis Time..: 23:45	Analyst ID.....: 002260	
		Instrument ID..: I8		MDL.....: 0.033		
Chromium	**0.25 B,J**	**2.0**	**ug/L**	**SW846 6020**	**08/31-09/04/09**	**LJ2KH1CJ**
		Dilution Factor: 1		Analysis Time..: 23:45	Analyst ID.....: 002260	
		Instrument ID..: I8		MDL.....: 0.066		
Copper	**4.8 J**	**2.0**	**ug/L**	**SW846 6020**	**08/31-09/04/09**	**LJ2KH1A6**
		Dilution Factor: 1		Analysis Time..: 23:45	Analyst ID.....: 002260	
		Instrument ID..: I8		MDL.....: 0.064		
Iron	**194 J**	**50.0**	**ug/L**	**SW846 6020**	**08/31-09/04/09**	**LJ2KH1A7**
		Dilution Factor: 1		Analysis Time..: 23:45	Analyst ID.....: 002260	
		Instrument ID..: I8		MDL.....: 11.0		
Manganese	**156 J**	**1.0**	**ug/L**	**SW846 6020**	**08/31-09/08/09**	**LJ2KH1A9**
		Dilution Factor: 1		Analysis Time..: 18:21	Analyst ID.....: 002260	
		Instrument ID..: I8		MDL.....: 0.14		

(Continued on next page)

Tetra Tech NUS, Inc

Client Sample ID: MRC-MW37B-08

DISSOLVED Metals

Lot-Sample #...: A9H290152-002 Matrix.....: WG

PARAMETER	RESULT	REPORTING LIMIT	UNITS	METHOD	PREPARATION-ANALYSIS DATE	WORK ORDER #
Molybdenum	ND	2.0	ug/L	SW846 6020	08/31-09/04/09	LJ2KH1CA
		Dilution Factor: 1		Analysis Time..: 23:45	Analyst ID.....: 002260	
		Instrument ID..: I8		MDL.....: 0.20		
Nickel	**5.6 J**	**2.0**	**ug/L**	**SW846 6020**	**08/31-09/04/09**	**LJ2KH1CC**
		Dilution Factor: 1		Analysis Time..: 23:45	Analyst ID.....: 002260	
		Instrument ID..: I8		MDL.....: 0.10		
Lead	**0.30 B,J**	**1.0**	**ug/L**	**SW846 6020**	**08/31-09/04/09**	**LJ2KH1A8**
		Dilution Factor: 1		Analysis Time..: 23:45	Analyst ID.....: 002260	
		Instrument ID..: I8		MDL.....: 0.034		
Antimony	**0.14 B**	**2.0**	**ug/L**	**SW846 6020**	**08/31-09/04/09**	**LJ2KH1A0**
		Dilution Factor: 1		Analysis Time..: 23:45	Analyst ID.....: 002260	
		Instrument ID..: I8		MDL.....: 0.055		
Selenium	**0.29 B**	**5.0**	**ug/L**	**SW846 6020**	**08/31-09/04/09**	**LJ2KH1CD**
		Dilution Factor: 1		Analysis Time..: 23:45	Analyst ID.....: 002260	
		Instrument ID..: I8		MDL.....: 0.14		
Thallium	ND	1.0	ug/L	SW846 6020	08/31-09/04/09	LJ2KH1CF
		Dilution Factor: 1		Analysis Time..: 23:45	Analyst ID.....: 002260	
		Instrument ID..: I8		MDL.....: 0.12		
Vanadium	**1.3 B**	**20.0**	**ug/L**	**SW846 6020**	**08/31-09/04/09**	**LJ2KH1CG**
		Dilution Factor: 1		Analysis Time..: 23:45	Analyst ID.....: 002260	
		Instrument ID..: I8		MDL.....: 0.60		
Zinc	**25.3 J**	**20.0**	**ug/L**	**SW846 6020**	**08/31-09/04/09**	**LJ2KH1CH**
		Dilution Factor: 1		Analysis Time..: 23:45	Analyst ID.....: 002260	
		Instrument ID..: I8		MDL.....: 0.85		
Mercury	ND	0.20	ug/L	SW846 7470A	08/31-09/01/09	LJ2KH1CK
		Dilution Factor: 1		Analysis Time..: 13:29	Analyst ID.....: 001576	
		Instrument ID..: H1		MDL.....: 0.10		

NOTE(S):

J Method blank contamination. The associated method blank contains the target analyte at a reportable level.

B Estimated result. Result is less than RL.

Tetra Tech NUS, Inc

Client Sample ID: MRC-MW71A-082709

DISSOLVED Metals

Lot-Sample #...: A9H280125-005 Matrix.....: WG
Date Sampled...: 08/27/09 11:57 Date Received..: 08/28/09

PARAMETER	RESULT	REPORTING LIMIT	UNITS	METHOD	PREPARATION-ANALYSIS DATE	WORK ORDER #
Prep Batch #...: 9243020						
Silver	ND	1.0	ug/L	SW846 6020	08/31-09/04/09	LJX6A1CE
		Dilution Factor: 1		Analysis Time..: 22:37	Analyst ID.....: 002260	
		Instrument ID..: I8		MDL.....: 0.033		
Arsenic	ND	5.0	ug/L	SW846 6020	08/31-09/04/09	LJX6A1AC
		Dilution Factor: 1		Analysis Time..: 22:37	Analyst ID.....: 002260	
		Instrument ID..: I8		MDL.....: 0.21		
Barium	76.9 J	1.0	ug/L	SW846 6020	08/31-09/04/09	LJX6A1AD
		Dilution Factor: 1		Analysis Time..: 22:37	Analyst ID.....: 002260	
		Instrument ID..: I8		MDL.....: 0.052		
Beryllium	3.7	1.0	ug/L	SW846 6020	08/31-09/04/09	LJX6A1AE
		Dilution Factor: 1		Analysis Time..: 22:37	Analyst ID.....: 002260	
		Instrument ID..: I8		MDL.....: 0.037		
Cadmium	3.0	1.0	ug/L	SW846 6020	08/31-09/04/09	LJX6A1AF
		Dilution Factor: 1		Analysis Time..: 22:37	Analyst ID.....: 002260	
		Instrument ID..: I8		MDL.....: 0.027		
Cobalt	57.0	1.0	ug/L	SW846 6020	08/31-09/04/09	LJX6A1AG
		Dilution Factor: 1		Analysis Time..: 22:37	Analyst ID.....: 002260	
		Instrument ID..: I8		MDL.....: 0.033		
Chromium	0.49 B,J	2.0	ug/L	SW846 6020	08/31-09/04/09	LJX6A1CJ
		Dilution Factor: 1		Analysis Time..: 22:37	Analyst ID.....: 002260	
		Instrument ID..: I8		MDL.....: 0.066		
Copper	1.6 B,J	2.0	ug/L	SW846 6020	08/31-09/04/09	LJX6A1AH
		Dilution Factor: 1		Analysis Time..: 22:37	Analyst ID.....: 002260	
		Instrument ID..: I8		MDL.....: 0.064		
Iron	147 J	50.0	ug/L	SW846 6020	08/31-09/04/09	LJX6A1AJ
		Dilution Factor: 1		Analysis Time..: 22:37	Analyst ID.....: 002260	
		Instrument ID..: I8		MDL.....: 11.0		
Manganese	1460 J	1.0	ug/L	SW846 6020	08/31-09/08/09	LJX6A1AL
		Dilution Factor: 1		Analysis Time..: 17:23	Analyst ID.....: 002260	
		Instrument ID..: I8		MDL.....: 0.14		

(Continued on next page)

Tetra Tech NUS, Inc

Client Sample ID: MRC-MW71A-082709

DISSOLVED Metals

Lot-Sample #...: A9H280125-005 Matrix.....: WG

PARAMETER	RESULT	REPORTING LIMIT	UNITS	METHOD	PREPARATION-ANALYSIS DATE	WORK ORDER #
Molybdenum	ND	2.0	ug/L	SW846 6020	08/31-09/04/09	LJX6A1CA
		Dilution Factor: 1		Analysis Time..: 22:37	Analyst ID.....: 002260	
		Instrument ID..: I8		MDL.....: 0.20		
Nickel	**115 J**	**2.0**	**ug/L**	**SW846 6020**	**08/31-09/04/09**	**LJX6A1CC**
		Dilution Factor: 1		Analysis Time..: 22:37	Analyst ID.....: 002260	
		Instrument ID..: I8		MDL.....: 0.10		
Lead	**0.41 B,J**	**1.0**	**ug/L**	**SW846 6020**	**08/31-09/04/09**	**LJX6A1AK**
		Dilution Factor: 1		Analysis Time..: 22:37	Analyst ID.....: 002260	
		Instrument ID..: I8		MDL.....: 0.034		
Antimony	**0.93 B**	**2.0**	**ug/L**	**SW846 6020**	**08/31-09/04/09**	**LJX6A1AA**
		Dilution Factor: 1		Analysis Time..: 22:37	Analyst ID.....: 002260	
		Instrument ID..: I8		MDL.....: 0.055		
Selenium	**0.28 B**	**5.0**	**ug/L**	**SW846 6020**	**08/31-09/04/09**	**LJX6A1CD**
		Dilution Factor: 1		Analysis Time..: 22:37	Analyst ID.....: 002260	
		Instrument ID..: I8		MDL.....: 0.14		
Thallium	ND	1.0	ug/L	SW846 6020	08/31-09/04/09	LJX6A1CF
		Dilution Factor: 1		Analysis Time..: 22:37	Analyst ID.....: 002260	
		Instrument ID..: I8		MDL.....: 0.12		
Vanadium	**0.93 B**	**20.0**	**ug/L**	**SW846 6020**	**08/31-09/04/09**	**LJX6A1CG**
		Dilution Factor: 1		Analysis Time..: 22:37	Analyst ID.....: 002260	
		Instrument ID..: I8		MDL.....: 0.60		
Zinc	**632 J**	**20.0**	**ug/L**	**SW846 6020**	**08/31-09/04/09**	**LJX6A1CH**
		Dilution Factor: 1		Analysis Time..: 22:37	Analyst ID.....: 002260	
		Instrument ID..: I8		MDL.....: 0.85		
Mercury	ND	0.20	ug/L	SW846 7470A	08/31-09/01/09	LJX6A1CK
		Dilution Factor: 1		Analysis Time..: 13:24	Analyst ID.....: 001576	
		Instrument ID..: H1		MDL.....: 0.10		

NOTE(S):

J Method blank contamination. The associated method blank contains the target analyte at a reportable level.

B Estimated result. Result is less than RL.

Tetra Tech NUS, Inc

Client Sample ID: MRC-MW71B-082709

DISSOLVED Metals

Lot-Sample #...: A9H280125-003 Matrix.....: WG
Date Sampled...: 08/27/09 10:07 Date Received..: 08/28/09

PARAMETER	RESULT	REPORTING LIMIT	UNITS	METHOD	PREPARATION-ANALYSIS DATE	WORK ORDER #
Prep Batch #...: 9243020						
Silver	ND	1.0	ug/L	SW846 6020	08/31-09/04/09	LJX541CE
		Dilution Factor: 1		Analysis Time..: 22:20	Analyst ID.....: 002260	
		Instrument ID..: I8		MDL.....: 0.033		
Arsenic	ND	5.0	ug/L	SW846 6020	08/31-09/04/09	LJX541A1
		Dilution Factor: 1		Analysis Time..: 22:20	Analyst ID.....: 002260	
		Instrument ID..: I8		MDL.....: 0.21		
Barium	**77.4 J**	**1.0**	**ug/L**	**SW846 6020**	**08/31-09/04/09**	**LJX541A2**
		Dilution Factor: 1		Analysis Time..: 22:20	Analyst ID.....: 002260	
		Instrument ID..: I8		MDL.....: 0.052		
Beryllium	ND	1.0	ug/L	SW846 6020	08/31-09/04/09	LJX541A3
		Dilution Factor: 1		Analysis Time..: 22:20	Analyst ID.....: 002260	
		Instrument ID..: I8		MDL.....: 0.037		
Cadmium	**0.045 B**	**1.0**	**ug/L**	**SW846 6020**	**08/31-09/04/09**	**LJX541A4**
		Dilution Factor: 1		Analysis Time..: 22:20	Analyst ID.....: 002260	
		Instrument ID..: I8		MDL.....: 0.027		
Cobalt	**10.3**	**1.0**	**ug/L**	**SW846 6020**	**08/31-09/04/09**	**LJX541A5**
		Dilution Factor: 1		Analysis Time..: 22:20	Analyst ID.....: 002260	
		Instrument ID..: I8		MDL.....: 0.033		
Chromium	**0.41 B,J**	**2.0**	**ug/L**	**SW846 6020**	**08/31-09/04/09**	**LJX541CJ**
		Dilution Factor: 1		Analysis Time..: 22:20	Analyst ID.....: 002260	
		Instrument ID..: I8		MDL.....: 0.066		
Copper	**3.8 J**	**2.0**	**ug/L**	**SW846 6020**	**08/31-09/04/09**	**LJX541A6**
		Dilution Factor: 1		Analysis Time..: 22:20	Analyst ID.....: 002260	
		Instrument ID..: I8		MDL.....: 0.064		
Iron	**462 J**	**50.0**	**ug/L**	**SW846 6020**	**08/31-09/04/09**	**LJX541A7**
		Dilution Factor: 1		Analysis Time..: 22:20	Analyst ID.....: 002260	
		Instrument ID..: I8		MDL.....: 11.0		
Manganese	**858 J**	**1.0**	**ug/L**	**SW846 6020**	**08/31-09/08/09**	**LJX541A9**
		Dilution Factor: 1		Analysis Time..: 17:06	Analyst ID.....: 002260	
		Instrument ID..: I8		MDL.....: 0.14		

(Continued on next page)

Tetra Tech NUS, Inc

Client Sample ID: MRC-MW71B-082709

DISSOLVED Metals

Lot-Sample #...: A9H280125-003 Matrix.....: WG

PARAMETER	RESULT	REPORTING LIMIT	UNITS	METHOD	PREPARATION-ANALYSIS DATE	WORK ORDER #
Molybdenum	2.8	2.0	ug/L	SW846 6020	08/31-09/04/09	LJX541CA
		Dilution Factor: 1		Analysis Time..: 22:20	Analyst ID.....: 002260	
		Instrument ID..: I8		MDL.....: 0.20		
Nickel	14.1 J	2.0	ug/L	SW846 6020	08/31-09/04/09	LJX541CC
		Dilution Factor: 1		Analysis Time..: 22:20	Analyst ID.....: 002260	
		Instrument ID..: I8		MDL.....: 0.10		
Lead	0.077 B,J	1.0	ug/L	SW846 6020	08/31-09/04/09	LJX541A8
		Dilution Factor: 1		Analysis Time..: 22:20	Analyst ID.....: 002260	
		Instrument ID..: I8		MDL.....: 0.034		
Antimony	5.2	2.0	ug/L	SW846 6020	08/31-09/04/09	LJX541A0
		Dilution Factor: 1		Analysis Time..: 22:20	Analyst ID.....: 002260	
		Instrument ID..: I8		MDL.....: 0.055		
Selenium	0.92 B	5.0	ug/L	SW846 6020	08/31-09/04/09	LJX541CD
		Dilution Factor: 1		Analysis Time..: 22:20	Analyst ID.....: 002260	
		Instrument ID..: I8		MDL.....: 0.14		
Thallium	ND	1.0	ug/L	SW846 6020	08/31-09/04/09	LJX541CF
		Dilution Factor: 1		Analysis Time..: 22:20	Analyst ID.....: 002260	
		Instrument ID..: I8		MDL.....: 0.12		
Vanadium	ND	20.0	ug/L	SW846 6020	08/31-09/04/09	LJX541CG
		Dilution Factor: 1		Analysis Time..: 22:20	Analyst ID.....: 002260	
		Instrument ID..: I8		MDL.....: 0.60		
Zinc	73.9 J	20.0	ug/L	SW846 6020	08/31-09/04/09	LJX541CH
		Dilution Factor: 1		Analysis Time..: 22:20	Analyst ID.....: 002260	
		Instrument ID..: I8		MDL.....: 0.85		
Mercury	ND	0.20	ug/L	SW846 7470A	08/31-09/01/09	LJX541CK
		Dilution Factor: 1		Analysis Time..: 13:34	Analyst ID.....: 001576	
		Instrument ID..: H1		MDL.....: 0.10		

NOTE(S):

J Method blank contamination. The associated method blank contains the target analyte at a reportable level.

B Estimated result. Result is less than RL.

Tetra Tech NUS, Inc

Client Sample ID: MRC-MW82A-082609

DISSOLVED Metals

Lot-Sample #...: A9H270200-004 Matrix.....: WG
Date Sampled...: 08/26/09 13:56 Date Received..: 08/27/09

PARAMETER	RESULT	REPORTING LIMIT	UNITS	METHOD	PREPARATION-ANALYSIS DATE	WORK ORDER #
Prep Batch #...: 9240019						
Silver	ND	1.0	ug/L	SW846 6020	08/28-09/04/09	LJWD81CE
		Dilution Factor: 1		Analysis Time..: 21:22	Analyst ID.....: 002260	
		Instrument ID..: I8		MDL.....: 0.033		
Arsenic	ND	5.0	ug/L	SW846 6020	08/28-09/04/09	LJWD81A1
		Dilution Factor: 1		Analysis Time..: 21:22	Analyst ID.....: 002260	
		Instrument ID..: I8		MDL.....: 0.21		
Barium	13.4 J	1.0	ug/L	SW846 6020	08/28-09/04/09	LJWD81A2
		Dilution Factor: 1		Analysis Time..: 21:22	Analyst ID.....: 002260	
		Instrument ID..: I8		MDL.....: 0.052		
Beryllium	1.6	1.0	ug/L	SW846 6020	08/28-09/04/09	LJWD81A3
		Dilution Factor: 1		Analysis Time..: 21:22	Analyst ID.....: 002260	
		Instrument ID..: I8		MDL.....: 0.037		
Cadmium	0.031 B	1.0	ug/L	SW846 6020	08/28-09/04/09	LJWD81A4
		Dilution Factor: 1		Analysis Time..: 21:22	Analyst ID.....: 002260	
		Instrument ID..: I8		MDL.....: 0.027		
Cobalt	22.2	1.0	ug/L	SW846 6020	08/28-09/04/09	LJWD81A5
		Dilution Factor: 1		Analysis Time..: 21:22	Analyst ID.....: 002260	
		Instrument ID..: I8		MDL.....: 0.033		
Chromium	0.095 B,J	2.0	ug/L	SW846 6020	08/28-09/04/09	LJWD81CJ
		Dilution Factor: 1		Analysis Time..: 21:22	Analyst ID.....: 002260	
		Instrument ID..: I8		MDL.....: 0.066		
Copper	4.3 J	2.0	ug/L	SW846 6020	08/28-09/04/09	LJWD81A6
		Dilution Factor: 1		Analysis Time..: 21:22	Analyst ID.....: 002260	
		Instrument ID..: I8		MDL.....: 0.064		
Iron	44.5 B,J	50.0	ug/L	SW846 6020	08/28-09/04/09	LJWD81A7
		Dilution Factor: 1		Analysis Time..: 21:22	Analyst ID.....: 002260	
		Instrument ID..: I8		MDL.....: 11.0		
Manganese	35.6 J	1.0	ug/L	SW846 6020	08/28-09/08/09	LJWD81A9
		Dilution Factor: 1		Analysis Time..: 11:21	Analyst ID.....: 002260	
		Instrument ID..: I8		MDL.....: 0.14		

(Continued on next page)

Tetra Tech NUS, Inc

Client Sample ID: MRC-MW82A-082609

DISSOLVED Metals

Lot-Sample #...: A9H270200-004 Matrix.....: WG

PARAMETER	RESULT	REPORTING LIMIT	UNITS	METHOD	PREPARATION-ANALYSIS DATE	WORK ORDER #
Molybdenum	ND	2.0	ug/L	SW846 6020	08/28-09/04/09	LJWD81CA
		Dilution Factor: 1		Analysis Time..: 21:22	Analyst ID.....: 002260	
		Instrument ID..: I8		MDL.....: 0.20		
Nickel	**37.3**	**2.0**	**ug/L**	**SW846 6020**	**08/28-09/04/09**	**LJWD81CC**
		Dilution Factor: 1		Analysis Time..: 21:22	Analyst ID.....: 002260	
		Instrument ID..: I8		MDL.....: 0.10		
Lead	**0.14 B,J**	**1.0**	**ug/L**	**SW846 6020**	**08/28-09/04/09**	**LJWD81A8**
		Dilution Factor: 1		Analysis Time..: 21:22	Analyst ID.....: 002260	
		Instrument ID..: I8		MDL.....: 0.034		
Antimony	**0.082 B**	**2.0**	**ug/L**	**SW846 6020**	**08/28-09/04/09**	**LJWD81A0**
		Dilution Factor: 1		Analysis Time..: 21:22	Analyst ID.....: 002260	
		Instrument ID..: I8		MDL.....: 0.055		
Selenium	ND	5.0	ug/L	SW846 6020	08/28-09/04/09	LJWD81CD
		Dilution Factor: 1		Analysis Time..: 21:22	Analyst ID.....: 002260	
		Instrument ID..: I8		MDL.....: 0.14		
Thallium	ND	1.0	ug/L	SW846 6020	08/28-09/04/09	LJWD81CF
		Dilution Factor: 1		Analysis Time..: 21:22	Analyst ID.....: 002260	
		Instrument ID..: I8		MDL.....: 0.12		
Vanadium	ND	20.0	ug/L	SW846 6020	08/28-09/04/09	LJWD81CG
		Dilution Factor: 1		Analysis Time..: 21:22	Analyst ID.....: 002260	
		Instrument ID..: I8		MDL.....: 0.60		
Zinc	**201 J**	**20.0**	**ug/L**	**SW846 6020**	**08/28-09/04/09**	**LJWD81CH**
		Dilution Factor: 1		Analysis Time..: 21:22	Analyst ID.....: 002260	
		Instrument ID..: I8		MDL.....: 0.85		
Mercury	ND	0.20	ug/L	SW846 7470A	08/28/09	LJWD81CK
		Dilution Factor: 1		Analysis Time..: 17:00	Analyst ID.....: 001576	
		Instrument ID..: H1		MDL.....: 0.10		

NOTE(S):

J Method blank contamination. The associated method blank contains the target analyte at a reportable level.

B Estimated result. Result is less than RL.

Tetra Tech NUS, Inc

Client Sample ID: MRC-MW14B-082709

General Chemistry

Lot-Sample #...: A9H280125-002 Work Order #...: LJX5T Matrix.....: WG
Date Sampled...: 08/27/09 09:25 Date Received..: 08/28/09

PARAMETER	RESULT	RL	UNITS	METHOD	PREPARATION-ANALYSIS DATE	PREP BATCH #
Chloride	73.6	1.0	mg/L	MCAWW 300.0A	08/28/09	9243247
		Dilution Factor: 1		MDL.....: 0.10		
Dissolved Organic Carbon	10	1	mg/L	SW846 9060	09/08/09	9251345
		Dilution Factor: 1		MDL.....: 0.2		
Nitrate as N	ND	0.10	mg/L	MCAWW 300.0A	08/28/09	9243248
		Dilution Factor: 1		MDL.....: 0.023		
Nitrite as N	ND	0.10	mg/L	MCAWW 300.0A	08/28/09	9243249
		Dilution Factor: 1		MDL.....: 0.012		
Nitrogen, as Ammonia	0.4	0.2	mg/L	MCAWW 350.3	09/02/09	9245151
		Dilution Factor: 1		MDL.....: 0.1		
Phosphate as P, Ortho	ND	0.50	mg/L	MCAWW 300.0A	08/28/09	9243243
		Dilution Factor: 1		MDL.....: 0.044		
Sulfate	159	1.0	mg/L	MCAWW 300.0A	08/28/09	9243246
		Dilution Factor: 1		MDL.....: 0.12		
Total Alkalinity	30 J	5.0	mg/L	MCAWW 310.1	09/02/09	9245095
		Dilution Factor: 1		MDL.....: 1.1		
Total Dissolved Solids	370	10	mg/L	MCAWW 160.1	09/03-09/04/09	9246494
		Dilution Factor: 1		MDL.....: 3.1		

NOTE(S):

RL Reporting Limit

J Method blank contamination. The associated method blank contains the target analyte at a reportable level.

Tetra Tech NUS, Inc

Client Sample ID: MRC-MW21A-082409

General Chemistry

Lot-Sample #...: A9H250196-002 Work Order #...: LJPW8 Matrix.....: WG
Date Sampled...: 08/24/09 11:55 Date Received..: 08/25/09

PARAMETER	RESULT	RL	UNITS	METHOD	PREPARATION-ANALYSIS DATE	PREP BATCH #
Chloride	185	1.0	mg/L	MCAWW 300.0A	08/25/09	9238165
		Dilution Factor: 1		MDL.....: 0.10		
Dissolved Organic Carbon	6	1	mg/L	SW846 9060	08/27/09	9239246
		Dilution Factor: 1		MDL.....: 0.2		
Nitrate as N	0.20	0.10	mg/L	MCAWW 300.0A	08/25/09	9238167
		Dilution Factor: 1		MDL.....: 0.023		
Nitrite as N	ND	0.10	mg/L	MCAWW 300.0A	08/25/09	9238166
		Dilution Factor: 1		MDL.....: 0.012		
Nitrogen, as Ammonia	0.4	0.2	mg/L	MCAWW 350.3	09/02/09	9245151
		Dilution Factor: 1		MDL.....: 0.1		
Phosphate as P, Ortho	ND	0.50	mg/L	MCAWW 300.0A	08/25/09	9238168
		Dilution Factor: 1		MDL.....: 0.044		
Sulfate	196	1.0	mg/L	MCAWW 300.0A	08/25/09	9238170
		Dilution Factor: 1		MDL.....: 0.12		
Total Alkalinity	170 J	5.0	mg/L	MCAWW 310.1	09/01/09	9245094
		Dilution Factor: 1		MDL.....: 1.1		
Total Dissolved Solids	720	10	mg/L	MCAWW 160.1	08/26-08/27/09	9238395
		Dilution Factor: 1		MDL.....: 3.1		

NOTE(S):

RL Reporting Limit

J Method blank contamination. The associated method blank contains the target analyte at a reportable level.

Tetra Tech NUS, Inc

Client Sample ID: MRC-MW27A-082609

General Chemistry

Lot-Sample #...: A9H270200-002 Work Order #...: LJWDQ Matrix.....: WG
Date Sampled...: 08/26/09 09:46 Date Received..: 08/27/09

PARAMETER	RESULT	RL	UNITS	METHOD	PREPARATION-ANALYSIS DATE	PREP BATCH #
Chloride	730	5.0	mg/L	MCAWW 300.0A	08/31/09	9244198
		Dilution Factor: 5		MDL.....: 0.50		
Dissolved Organic Carbon	5	1	mg/L	SW846 9060	09/08/09	9251345
		Dilution Factor: 1		MDL.....: 0.2		
Nitrate as N	ND	0.10	mg/L	MCAWW 300.0A	08/28/09	9243151
		Dilution Factor: 1		MDL.....: 0.023		
Nitrite as N	ND	0.10	mg/L	MCAWW 300.0A	08/28/09	9243152
		Dilution Factor: 1		MDL.....: 0.012		
Nitrogen, as Ammonia	1.5	0.2	mg/L	MCAWW 350.3	09/02/09	9245151
		Dilution Factor: 1		MDL.....: 0.1		
Phosphate as P, Ortho	ND	0.50	mg/L	MCAWW 300.0A	08/28/09	9243243
		Dilution Factor: 1		MDL.....: 0.044		
Sulfate	4.1	1.0	mg/L	MCAWW 300.0A	08/28/09	9243150
		Dilution Factor: 1		MDL.....: 0.12		
Total Alkalinity	62 J	5.0	mg/L	MCAWW 310.1	09/02/09	9246074
		Dilution Factor: 1		MDL.....: 1.1		
Total Dissolved Solids	1100	20	mg/L	MCAWW 160.1	09/02-09/03/09	9245360
		Dilution Factor: 2		MDL.....: 6.2		

NOTE(S):

RL Reporting Limit

J Method blank contamination. The associated method blank contains the target analyte at a reportable level.

Tetra Tech NUS, Inc

Client Sample ID: MRC-MW27B-082409

General Chemistry

Lot-Sample #...: A9H250196-003 Work Order #...: LJPXM Matrix.....: WG
Date Sampled...: 08/24/09 13:50 Date Received..: 08/25/09

PARAMETER	RESULT	RL	UNITS	METHOD	PREPARATION-ANALYSIS DATE	PREP BATCH #
Chloride	177	50.0	mg/L	MCAWW 300.0A	08/28/09	9243149
		Dilution Factor: 50		MDL.....: 5.0		
Dissolved Organic Carbon	2	1	mg/L	SW846 9060	08/27/09	9239246
		Dilution Factor: 1		MDL.....: 0.2		
Nitrate as N	0.10	0.10	mg/L	MCAWW 300.0A	08/25/09	9238167
		Dilution Factor: 1		MDL.....: 0.023		
Nitrite as N	ND	0.10	mg/L	MCAWW 300.0A	08/25/09	9238166
		Dilution Factor: 1		MDL.....: 0.012		
Nitrogen, as Ammonia	0.2	0.2	mg/L	MCAWW 350.3	09/02/09	9245151
		Dilution Factor: 1		MDL.....: 0.1		
Phosphate as P, Ortho	ND	0.50	mg/L	MCAWW 300.0A	08/25/09	9238168
		Dilution Factor: 1		MDL.....: 0.044		
Sulfate	9.8	1.0	mg/L	MCAWW 300.0A	08/25/09	9238171
		Dilution Factor: 1		MDL.....: 0.12		
Total Alkalinity	49 J	5.0	mg/L	MCAWW 310.1	09/01/09	9245094
		Dilution Factor: 1		MDL.....: 1.1		
Total Dissolved Solids	460	10	mg/L	MCAWW 160.1	08/26-08/27/09	9238395
		Dilution Factor: 1		MDL.....: 3.1		

NOTE(S):

RL Reporting Limit

J Method blank contamination. The associated method blank contains the target analyte at a reportable level.

Tetra Tech NUS, Inc

Client Sample ID: MRC-MW34A-082509

General Chemistry

Lot-Sample #...: A9H260250-003 Work Order #...: LJTDX Matrix.....: WG
Date Sampled...: 08/25/09 15:10 Date Received..: 08/26/09

PARAMETER	RESULT	RL	UNITS	METHOD	PREPARATION-ANALYSIS DATE	PREP BATCH #
Chloride	8.3	1.0	mg/L	MCAWW 300.0A	08/26/09	9239128
		Dilution Factor: 1		MDL.....: 0.10		
Dissolved Organic Carbon	0.9 B	1	mg/L	SW846 9060	08/27/09	9239246
		Dilution Factor: 1		MDL.....: 0.2		
Nitrate as N	1.5	0.10	mg/L	MCAWW 300.0A	08/26/09	9239129
		Dilution Factor: 1		MDL.....: 0.023		
Nitrite as N	ND	0.10	mg/L	MCAWW 300.0A	08/26/09	9239130
		Dilution Factor: 1		MDL.....: 0.012		
Nitrogen, as Ammonia	ND	0.2	mg/L	MCAWW 350.3	09/02/09	9245151
		Dilution Factor: 1		MDL.....: 0.1		
Phosphate as P, Ortho	ND	0.50	mg/L	MCAWW 300.0A	08/26/09	9239131
		Dilution Factor: 1		MDL.....: 0.044		
Sulfate	14.9	1.0	mg/L	MCAWW 300.0A	08/26/09	9239127
		Dilution Factor: 1		MDL.....: 0.12		
Total Alkalinity	32 J	5.0	mg/L	MCAWW 310.1	09/01/09	9245094
		Dilution Factor: 1		MDL.....: 1.1		
Total Dissolved Solids	100	10	mg/L	MCAWW 160.1	08/27-08/28/09	9239341
		Dilution Factor: 1		MDL.....: 3.1		

NOTE(S):

RL Reporting Limit

B Estimated result. Result is less than RL.

J Method blank contamination. The associated method blank contains the target analyte at a reportable level.

Tetra Tech NUS, Inc

Client Sample ID: MRC-MW34B-082509

General Chemistry

Lot-Sample #...: A9H260250-002 Work Order #...: LJTCV Matrix.....: WG
Date Sampled...: 08/25/09 11:15 Date Received..: 08/26/09

PARAMETER	RESULT	RL	UNITS	METHOD	PREPARATION-ANALYSIS DATE	PREP BATCH #
Chloride	181	1.0	mg/L	MCAWW 300.0A	08/26/09	9239128
		Dilution Factor: 1		MDL.....: 0.10		
Dissolved Organic Carbon	2	1	mg/L	SW846 9060	08/27/09	9239246
		Dilution Factor: 1		MDL.....: 0.2		
Nitrate as N	0.20	0.10	mg/L	MCAWW 300.0A	08/26/09	9239129
		Dilution Factor: 1		MDL.....: 0.023		
Nitrite as N	ND	0.10	mg/L	MCAWW 300.0A	08/26/09	9239130
		Dilution Factor: 1		MDL.....: 0.012		
Nitrogen, as Ammonia	0.1 B	0.2	mg/L	MCAWW 350.3	09/02/09	9245151
		Dilution Factor: 1		MDL.....: 0.1		
Phosphate as P, Ortho	ND	0.50	mg/L	MCAWW 300.0A	08/26/09	9239131
		Dilution Factor: 1		MDL.....: 0.044		
Sulfate	16.2	1.0	mg/L	MCAWW 300.0A	08/26/09	9239127
		Dilution Factor: 1		MDL.....: 0.12		
Total Alkalinity	6.1 J	5.0	mg/L	MCAWW 310.1	09/01/09	9245094
		Dilution Factor: 1		MDL.....: 1.1		
Total Dissolved Solids	400	10	mg/L	MCAWW 160.1	08/27-08/28/09	9239341
		Dilution Factor: 1		MDL.....: 3.1		

NOTE(S):

RL Reporting Limit

B Estimated result. Result is less than RL.

J Method blank contamination. The associated method blank contains the target analyte at a reportable level.

Tetra Tech NUS, Inc

Client Sample ID: MRC-MW36A-082609

General Chemistry

Lot-Sample #...: A9H270200-003 Work Order #...: LJWD4 Matrix.....: WG
Date Sampled...: 08/26/09 11:14 Date Received..: 08/27/09

PARAMETER	RESULT	RL	UNITS	METHOD	PREPARATION-ANALYSIS DATE	PREP BATCH #
Chloride	27.1	1.0	mg/L	MCAWW 300.0A	08/28/09	9243149
		Dilution Factor: 1		MDL.....: 0.10		
Dissolved Organic Carbon	2	1	mg/L	SW846 9060	09/08/09	9251345
		Dilution Factor: 1		MDL.....: 0.2		
Nitrate as N	0.30	0.10	mg/L	MCAWW 300.0A	08/28/09	9243151
		Dilution Factor: 1		MDL.....: 0.023		
Nitrite as N	ND	0.10	mg/L	MCAWW 300.0A	08/28/09	9243152
		Dilution Factor: 1		MDL.....: 0.012		
Nitrogen, as Ammonia	ND	0.2	mg/L	MCAWW 350.3	09/02/09	9245151
		Dilution Factor: 1		MDL.....: 0.1		
Phosphate as P, Ortho	ND	0.50	mg/L	MCAWW 300.0A	08/28/09	9243243
		Dilution Factor: 1		MDL.....: 0.044		
Sulfate	25.1	1.0	mg/L	MCAWW 300.0A	08/28/09	9243150
		Dilution Factor: 1		MDL.....: 0.12		
Total Alkalinity	7.4 J	5.0	mg/L	MCAWW 310.1	09/02/09	9246074
		Dilution Factor: 1		MDL.....: 1.1		
Total Dissolved Solids	110	10	mg/L	MCAWW 160.1	09/02-09/03/09	9245360
		Dilution Factor: 1		MDL.....: 3.1		

NOTE(S):

RL Reporting Limit

J Method blank contamination. The associated method blank contains the target analyte at a reportable level.

Tetra Tech NUS, Inc

Client Sample ID: MRC-MW37A-082709

General Chemistry

Lot-Sample #...: A9H280125-004 Work Order #...: LJX58 Matrix.....: WG
Date Sampled...: 08/27/09 11:30 Date Received..: 08/28/09

PARAMETER	RESULT	RL	UNITS	METHOD	PREPARATION-ANALYSIS DATE	PREP BATCH #
Chloride	4.7	1.0	mg/L	MCAWW 300.0A	08/28/09	9243247
		Dilution Factor: 1		MDL.....: 0.10		
Dissolved Organic Carbon	3	1	mg/L	SW846 9060	09/08/09	9251345
		Dilution Factor: 1		MDL.....: 0.2		
Nitrate as N	0.70	0.10	mg/L	MCAWW 300.0A	08/28/09	9243248
		Dilution Factor: 1		MDL.....: 0.023		
Nitrite as N	ND	0.10	mg/L	MCAWW 300.0A	08/28/09	9243249
		Dilution Factor: 1		MDL.....: 0.012		
Nitrogen, as Ammonia	ND	0.2	mg/L	MCAWW 350.3	09/02/09	9245151
		Dilution Factor: 1		MDL.....: 0.1		
Phosphate as P, Ortho	ND	0.50	mg/L	MCAWW 300.0A	08/28/09	9243243
		Dilution Factor: 1		MDL.....: 0.044		
Sulfate	56.9	1.0	mg/L	MCAWW 300.0A	08/28/09	9243246
		Dilution Factor: 1		MDL.....: 0.12		
Total Alkalinity	17 J	5.0	mg/L	MCAWW 310.1	09/02/09	9245095
		Dilution Factor: 1		MDL.....: 1.1		
Total Dissolved Solids	120	10	mg/L	MCAWW 160.1	09/03-09/04/09	9246494
		Dilution Factor: 1		MDL.....: 3.1		

NOTE(S):

RL Reporting Limit

J Method blank contamination. The associated method blank contains the target analyte at a reportable level.

Appendix C

Support Documentation

[redacted]

Chain of Custody Record

Temperature on Receipt _____

Drinking Water? Yes ☐ No ☐

TestAmerica

THE LEADER IN ENVIRONMENTAL TESTING

AL-4124 (1007)

Client: Tetra Tech NUS	Project Manager: Tony Apanavage	Date: 8-24-09	Chain of Custody Number: 141136
Address: 20251 Century Blvd STE 200	Telephone Number (Area Code)/Fax Number: (301) 528-3021	Lab Number:	Page 1 of 1
City: Germantown; State: MD; Zip Code: 20874	Site Contact: Walt Payne	Lab Contact:	
Project Name and Location (State): Ground Water Sampling 2009	Carrier/Waybill Number:		
Contract/Purchase Order/Quote No.: Middle River Center			

Analysis (Attach list if more space is needed)

Sample I.D. No. and Description (Containers for each sample may be combined on one line)	Date	Time	Matrix: Air	Aqueous	Sed.	Soil	Containers & Preservatives: Unpres.	H2SO4	HNO3	HCl	NaOH	ZnAc/NaOH	VOCs	Total ppm	Diss ppm	1,4 Dioxane	Diss Gasses	DOC	Ammonia-N	Fe/K/Mn	Alk, TDS, Anions	Special Instructions/ Conditions of Receip
TB-082409	8-24-09	0800		X						X			X									
MRC-MW21A-082409	↓	1155		X			X	X	X	X			X	X	X	X	X	X	X	X	X	
MRC-MW27B-082409	↓	1350		X				X	X	X			X	X	X		X	X	X	X	X	
MRC-MW21B-082409	↓	1505		X			X		X	X			X	X	X	X						

Possible Hazard Identification: ☐ Non-Hazard ☐ Flammable ☐ Skin Irritant ☐ Poison B ☐ Unknown

Sample Disposal: ☐ Return To Client ☐ Disposal By Lab ☐ Archive For _____ Months (A fee may be assessed if samples are retained longer than 1 month)

Turn Around Time Required: ☐ 24 Hours ☐ 48 Hours ☐ 7 Days ☐ 14 Days ☐ 21 Days ☐ Other _____

QC Requirements (Specify)

	Date	Time		Date	Time
1. Relinquished By: Walt E Payne	8-24-09	1700	1. Received By: [signature]	8-25-09	9:10
2. Relinquished By			2. Received By		
3. Relinquished By			3. Received By		

Comments

DISTRIBUTION: WHITE - Returned to Client with Report; CANARY - Stays with the Sample; PINK - Field Copy

North Canton

39

TestAmerica Cooler Receipt Form/Narrative **Lot Number:** A9H250196

North Canton Facility

Client Tetra Tech Project Middle River By: (Signature)

Cooler Received on 8-25-09 Opened on 8-25-09

FedEx ☐ UPS ☐ DHL ☐ FAS ☐ Stetson ☐ Client Drop Off ☐ TestAmerica Courier ☐ Other

TestAmerica Cooler # 5035 Multiple Coolers ☐ Foam Box ☐ Client Cooler ☐ Other

1. Were custody seals on the outside of the cooler(s)? Yes ☒ No ☐ Intact? Yes ☑ No ☐ NA ☐
   If YES, Quantity 2 Quantity Unsalvageable
   Were custody seals on the outside of cooler(s) signed and dated? Yes ☒ No ☐ NA ☐
   Were custody seals on the bottle(s)? Yes ☐ No ☒
   If YES, are there any exceptions?
2. Shippers' packing slip attached to the cooler(s)? Yes ☑ No ☐
3. Did custody papers accompany the sample(s)? Yes ☒ No ☐ Relinquished by client? Yes ☒ No ☐
4. Were the custody papers signed in the appropriate place? Yes ☑ No ☐
5. Packing material used: Bubble Wrap ☒ Foam ☐ None ☐ Other
6. Cooler temperature upon receipt 1.7 °C See back of form for multiple coolers/temps ☐
   METHOD: IR ☒ Other ☐
   COOLANT: Wet Ice ☒ Blue Ice ☐ Dry Ice ☐ Water ☐ None ☐
7. Did all bottles arrive in good condition (Unbroken)? Yes ☑ No ☐
8. Could all bottle labels be reconciled with the COC? Yes ☑ No ☐
9. Were sample(s) at the correct pH upon receipt? Yes ☑ No ☐ NA ☐
10. Were correct bottle(s) used for the test(s) indicated? Yes ☑ No ☐
11. Were air bubbles >6 mm in any VOA vials? Yes ☐ No ☑ NA ☐
12. Sufficient quantity received to perform indicated analyses? Yes ☑ No ☐
13. Was a trip blank present in the cooler(s)? Yes ☑ No ☐ Were VOAs on the COC? Yes ☑ No ☐

Contacted PM Date by via Verbal ☐ Voice Mail ☐ Other ☐

Concerning

14. CHAIN OF CUSTODY

The following discrepancies occurred:

15. SAMPLE CONDITION

Sample(s) were received after the recommended holding time had expired.

Sample(s) were received in a broken container.

Sample(s) were received with bubble >6 mm in diameter. (Notify PM)

16. SAMPLE PRESERVATION

Sample(s) were further preserved in Sample Receiving to meet recommended pH level(s). *Nitric Acid Lot#* 031909-HNO_3; *Sulfuric Acid Lot#* 100108-H_2SO_4; *Sodium Hydroxide Lot#* 100108 -*NaOH; Hydrochloric Acid Lot#* 092006-*HCl; Sodium Hydroxide and Zinc Acetate Lot#* 050205-$(CH_3COO)_2ZN/NaOH$. What time was preservative added to sample(s)?

Client ID	pH	Date	Initials
MW21A	<2 <2 <2	8-25-09	CSL
MW27B	<2 <2 <2	"	"
MW21B	<2 <2	"	"

[redacted]

Chain of Custody Record

Temperature on Receipt _____

Drinking Water? Yes ☐ No ☐

TestAmerica

THE LEADER IN ENVIRONMENTAL TESTING

AL-4124 (1007)

Client: Tetra Tech NUS	Project Manager: Tony Apanavage	Date: 8-25-09	Chain of Custody Number: 141137
Address: 20251 Century Blvd STE 200	Telephone Number (Area Code)/Fax Number: (301) 528-3021	Lab Number:	Page 1 of 1
City: Germantown; State: MD; Zip Code: 20874	Site Contact: Walt Pryor; Lab Contact:		
Project Name and Location (State): Ground Water Sampling 2009	Carrier/Waybill Number:		
Contract/Purchase Order/Quote No.: Middle River Center			

Analysis (Attach list if more space is needed)

Sample I.D. No. and Description (Containers for each sample may be combined on one line)	Date	Time	Matrix: Air	Aqueous	Sed.	Soil	Containers & Preservatives: Unpres.	H2SO4	HNO3	HCl	NaOH	ZnAc/NaOH	Vocs	Total ppm	Diss ppm	Diss Gasses	DOC	Ammonia-N	Fe/K/MN	Alk, TDS, Anions	Special Instructions/ Conditions of Receip
TB-082509	8-25-09	0800		X						X			X								
MRC-MW 34 B-082509	↓	1115		X			X	X	X	X			X	X	X	X	X	X	X	X	
MRC-MW 34 A-082509	↓	1510		X			X	X	X	X			X	X	X	X	X	X	X	X	

Possible Hazard Identification: ☐ Non-Hazard ☐ Flammable ☐ Skin Irritant ☐ Poison B ☐ Unknown

Sample Disposal: ☐ Return To Client ☐ Disposal By Lab ☐ Archive For _____ Months (A fee may be assessed if samples are retained longer than 1 month)

Turn Around Time Required: ☐ 24 Hours ☐ 48 Hours ☐ 7 Days ☐ 14 Days ☐ 21 Days ☐ Other _____

QC Requirements (Specify)

	Date	Time		Date	Time
1. Relinquished By: Walt Pryor	8-25-09	1700	1. Received By: Terry Burns	8/26/09	910
2. Relinquished By:			2. Received By:		
3. Relinquished By:			3. Received By:		

Comments

DISTRIBUTION: WHITE - Returned to Client with Report; CANARY - Stays with the Sample; PINK - Field Copy

North Canton

TestAmerica Cooler Receipt Form/Narrative **Lot Number:** 440H2600250
North Canton Facility

Client Tetra Tech Project Middle River By Jerry Burns (Signature)
Cooler Received on 8/26/09 Opened on 8/26/09
FedEx ☒ UPS ☐ DHL ☐ FAS ☐ Stetson ☐ Client Drop Off ☐ TestAmerica Courier ☐ Other ____
TestAmerica Cooler # ____ Multiple Coolers ☒ Foam Box ☐ Client Cooler ☐ Other ____

1. Were custody seals on the outside of the cooler(s)? Yes ☒ No ☐ Intact? Yes ☒ No ☐ NA ☐
   If YES, Quantity 2 each Quantity Unsalvageable ____
   Were custody seals on the outside of cooler(s) signed and dated? Yes ☒ No ☐ NA ☐
   Were custody seals on the bottle(s)? Yes ☐ No ☒
   If YES, are there any exceptions? ____
2. Shippers' packing slip attached to the cooler(s)? Yes ☒ No ☐
3. Did custody papers accompany the sample(s)? Yes ☒ No ☐ Relinquished by client? Yes ☒ No ☐
4. Were the custody papers signed in the appropriate place? Yes ☒ No ☐
5. Packing material used: Bubble Wrap ☒ Foam ☐ None ☐ Other ____
6. Cooler temperature upon receipt ____ °C See back of form for multiple coolers/temps ☒
   METHOD: IR ☒ Other ☐ ____
   COOLANT: Wet Ice ☒ Blue Ice ☐ Dry Ice ☐ Water ☐ None ☐
7. Did all bottles arrive in good condition (Unbroken)? Yes ☒ No ☐
8. Could all bottle labels be reconciled with the COC? Yes ☒ No ☐
9. Were sample(s) at the correct pH upon receipt? Yes ☒ No ☐ NA ☐
10. Were correct bottle(s) used for the test(s) indicated? Yes ☒ No ☐
11. Were air bubbles >6 mm in any VOA vials? Yes ☐ No ☒ NA ☐
12. Sufficient quantity received to perform indicated analyses? Yes ☒ No ☐
13. Was a trip blank present in the cooler(s)? Yes ☒ No ☐ Were VOAs on the COC? Yes ☒ No ☐

Contacted PM ____ Date ____ by ____ via Verbal ☐ Voice Mail ☐ Other ☐
Concerning ____

14. CHAIN OF CUSTODY

The following discrepancies occurred:

15. SAMPLE CONDITION

Sample(s) ____ were received after the recommended holding time had expired.
Sample(s) ____ were received in a broken container.
Sample(s) ____ were received with bubble >6 mm in diameter. (Notify PM)

16. SAMPLE PRESERVATION

Sample(s) ____ were further preserved in Sample Receiving to meet recommended pH level(s). *Nitric Acid Lot#* 031909-HNO_3; *Sulfuric Acid Lot#* 100108-H_2SO_4; *Sodium Hydroxide Lot#* 100108 -*NaOH; Hydrochloric Acid Lot#* 092006-*HCl; Sodium Hydroxide and Zinc Acetate Lot#* 050205-$(CH_3COO)_2ZN/NaOH$. What time was preservative added to sample(s)? ____

Client ID	pH	Date	Initials
34B	<2, <2, <2, <2	8/26/09	TB
34A	<2, <2, <2, <2	1	1

Chain of Custody Record

Temperature on Receipt _____

Drinking Water? Yes☐ No☐

TestAmerica
THE LEADER IN ENVIRONMENTAL TESTING

TAL-4124 (1007)

Client	Project Manager	Date	Chain of Custody Number
Tetra Tech NUS	Tony Apenavage	8-26-09	141138
Address	**Telephone Number (Area Code)/Fax Number**	**Lab Number**	**Page 1 of 1**
20251 Century Blvd STE 200	(301) 528-3021		
City / **State** / **Zip Code**	**Site Contact**	**Lab Contact**	
Germantown / MD / 20874	Walt Pryor		
Project Name and Location (State)	**Carrier/Waybill Number**		
Ground Water Sampling 2009			
Contract/Purchase Order/Quote No.			
Middle River Center			

Sample I.D. No. and Description (Containers for each sample may be combined on one line)	Date	Time	Matrix: Air	Aqueous	Sed.	Soil	Containers & Preservatives: Unpres.	H2SO4	HNO3	HCl	NaOH	ZnAc/NaOH	Analysis: VOCs	Total ppm	Diss ppm	1,4 Dioxane	Diss Gases	DOC	Ammonia - N	Fe [R]/Mn	Alk, TDS, Anions	Special Instructions / Conditions of Receipt
TB-082609	8-26-09	0800		X						X			X									
MAC-MW27A-082609	↓	0946		X			X	X	X	X			X	X	X		X	X	X	X	X	
MAC-MW36A-082609	↓	1114		X			X	X	X	X			X	X	X		X	X	X	X	X	
MAC-MW82A-082609	↓	1356		X			X		X	X			X	X	X	X						

Possible Hazard Identification
☐ Non-Hazard ☐ Flammable ☐ Skin Irritant ☐ Poison B ☐ Unknown

Sample Disposal
☐ Return To Client ☐ Disposal By Lab ☐ Archive For _____ Months
(A fee may be assessed if samples are retained longer than 1 month)

Turn Around Time Required
☐ 24 Hours ☐ 48 Hours ☐ 7 Days ☐ 14 Days ☐ 21 Days ☐ Other_____

QC Requirements (Specify)

	Date	Time		Date	Time
1. Relinquished By: Walt Pryor	8-26-09	1700	1. Received By: [signature]	8/27/09	9:15 AM
2. Relinquished By			2. Received By		
3. Relinquished By			3. Received By		

Comments

DISTRIBUTION: *WHITE - Returned to Client with Report; CANARY - Stays with the Sample; PINK - Field Copy*

45

North Canton

TestAmerica Cooler Receipt Form/Narrative **Lot Number:** 490270200

North Canton Facility

Client TetraTech Project Middle River By: (Signature)

Cooler Received on 8/27/09 Opened on 8/27/09

FedEx ☐ UPS ☐ DHL ☐ FAS ☐ Stetson ☐ Client Drop Off ☐ TestAmerica Courier ☐ Other

TestAmerica Cooler # T48 Multiple Coolers ☐ Foam Box ☐ Client Cooler ☐ Other

1. Were custody seals on the outside of the cooler(s)? Yes ☒ No ☐ Intact? Yes ☒ No ☐ NA ☐
   If YES, Quantity 1 Quantity Unsalvageable
   Were custody seals on the outside of cooler(s) signed and dated? Yes ☒ No ☐ NA ☐
   Were custody seals on the bottle(s)? Yes ☐ No ☒
   If YES, are there any exceptions?
2. Shippers' packing slip attached to the cooler(s)? Yes ☒ No ☐
3. Did custody papers accompany the sample(s)? Yes ☒ No ☐ Relinquished by client? Yes ☒ No ☐
4. Were the custody papers signed in the appropriate place? Yes ☒ No ☐
5. Packing material used: Bubble Wrap ☒ Foam ☐ None ☐ Other
6. Cooler temperature upon receipt 2.1 °C See back of form for multiple coolers/temps ☐
   METHOD: IR ☒ Other ☐
   COOLANT: Wet Ice ☒ Blue Ice ☐ Dry Ice ☐ Water ☐ None ☐
7. Did all bottles arrive in good condition (Unbroken)? Yes ☒ No ☐
8. Could all bottle labels be reconciled with the COC? Yes ☒ No ☐
9. Were sample(s) at the correct pH upon receipt? Yes ☒ No ☐ NA ☐
10. Were correct bottle(s) used for the test(s) indicated? Yes ☒ No ☐
11. Were air bubbles >6 mm in any VOA vials? Yes ☐ No ☒ NA ☐
12. Sufficient quantity received to perform indicated analyses? Yes ☒ No ☐
13. Was a trip blank present in the cooler(s)? Yes ☒ No ☐ Were VOAs on the COC? Yes ☒ No ☐

Contacted PM Date by via Verbal ☐ Voice Mail ☐ Other ☐

Concerning

14. CHAIN OF CUSTODY

The following discrepancies occurred:

15. SAMPLE CONDITION

Sample(s) were received after the recommended holding time had expired.

Sample(s) were received in a broken container.

Sample(s) were received with bubble >6 mm in diameter. (Notify PM)

16. SAMPLE PRESERVATION

Sample(s) were further preserved in Sample Receiving to meet recommended pH level(s). *Nitric Acid Lot# 031909-HNO_3; Sulfuric Acid Lot# 100108-H_2SO_4; Sodium Hydroxide Lot# 100108 -NaOH; Hydrochloric Acid Lot# 092006-HCl; Sodium Hydroxide and Zinc Acetate Lot# 050205-$(CH_3COO)_2ZN$/NaOH.* What time was preservative added to sample(s)?

Client ID	pH	Date	Initials
MW27A	2	8/27/09	AM
MW36A	2		
MW82A	2		

Chain of Custody Record

TAL-4124 (1007)

Temperature on Receipt _____

Drinking Water? Yes ☐ No ☐

TestAmerica

THE LEADER IN ENVIRONMENTAL TESTING

Client: Tetra Tech NUS

Address: 20251 Century Blvd STE 200

City: Germantown | State: MD | Zip Code: 20874

Project Name and Location (State): Ground Water Sampling 2009

Contract/Purchase Order/Quote No.: Middle River Center

Project Manager: Tony Apanavage

Telephone Number (Area Code)/Fax Number: (301) 528-3021

Site Contact: Walt Pryor

Lab Contact:

Carrier/Waybill Number:

Date: 8-27-09

Lab Number:

Chain of Custody Number: 141139

Page 1 of 1

Analysis (Attach list if more space is needed)

Sample I.D. No. and Description (Containers for each sample may be combined on one line)	Date	Time	Matrix: Air	Aqueous	Sed.	Soil	Containers & Preservatives: Unpres.	H2SO4	HNO3	HCl	NaOH	ZnAc/NaOH	VOCs	Total ppm	Diss ppm	1,4 Dioxane	Diss Gasses	DOC	Ammonia-N	Fe/K/Mn	Alk, TDS, Anions	Special Instructions/Conditions of Rece
TB-082709	8-27-09	0800		X						X			X									
MRC-MW14B-082709	↓	0925		X			X		X	X			X	X	X	X	X	X	X	X	X	
MRC-MW71B-082709		1007		X			X		X	X			X	X	X	X						
MRC-MW37A-082709		1130		X			X		X	X			X	X	X		X	X	X	X	X	
MRC-MW71A-082709		1157		X			X		X	X			X	X	X	X						
MRC-MW15A-082709		1410		X			X		X	X			X	X	X	X						
MRC-MW16A-082709		1647		X			X		X	X			X	X	X	X						

Possible Hazard Identification: ☐ Non-Hazard ☐ Flammable ☐ Skin Irritant ☐ Poison B ☐ Unknown

Sample Disposal: ☐ Return To Client ☐ Disposal By Lab ☐ Archive For _____ Months (A fee may be assessed if samples are retained longer than 1 month)

Turn Around Time Required: ☐ 24 Hours ☐ 48 Hours ☐ 7 Days ☐ 14 Days ☐ 21 Days ☐ Other _____

QC Requirements (Specify)

	Date	Time		Date	Time
1. Relinquished By: Walt Pryor	8-27-09	1830	1. Received By: Chris Lingood	8-28-09	9:15
2. Relinquished By:			2. Received By:		
3. Relinquished By:			3. Received By:		

Comments:

DISTRIBUTION: WHITE - Returned to Client with Report; CANARY - Stays with the Sample; PINK - Field Copy

North Canton

TestAmerica Cooler Receipt Form/Narrative
North Canton Facility

Lot Number: A9H280125

Client Tetra Tech Project Middle River By: Chu Lingel (Signature)

Cooler Received on 8-28-09 Opened on 8-28-09

FedEx ☒ UPS ☐ DHL ☐ FAS ☐ Stetson ☐ Client Drop Off ☐ TestAmerica Courier ☐ Other _____

TestAmerica Cooler # _____ Multiple Coolers ☒ Foam Box ☐ Client Cooler ☐ Other _____

1. Were custody seals on the outside of the cooler(s)? Yes ☒ No ☐ Intact? Yes ☒ No ☐ NA ☐
   If YES, Quantity 3 Quantity Unsalvageable _____
   Were custody seals on the outside of cooler(s) signed and dated? Yes ☒ No ☐ NA ☐
   Were custody seals on the bottle(s)? Yes ☐ No ☒
   If YES, are there any exceptions? _____
2. Shippers' packing slip attached to the cooler(s)? Yes ☒ No ☐
3. Did custody papers accompany the sample(s)? Yes ☒ No ☐ Relinquished by client? Yes ☒ No ☐
4. Were the custody papers signed in the appropriate place? Yes ☒ No ☐
5. Packing material used: Bubble Wrap ☒ Foam ☐ None ☐ Other _____
6. Cooler temperature upon receipt _____ °C See back of form for multiple coolers/temps ☒
   METHOD: IR ☒ Other ☐ _____
   COOLANT: Wet Ice ☒ Blue Ice ☐ Dry Ice ☐ Water ☐ None ☐
7. Did all bottles arrive in good condition (Unbroken)? Yes ☒ No ☐
8. Could all bottle labels be reconciled with the COC? Yes ☒ No ☐
9. Were sample(s) at the correct pH upon receipt? Yes ☒ No ☐ NA ☐
10. Were correct bottle(s) used for the test(s) indicated? Yes ☒ No ☐
11. Were air bubbles >6 mm in any VOA vials? Yes ☐ No ☒ NA ☐
12. Sufficient quantity received to perform indicated analyses? Yes ☒ No ☐
13. Was a trip blank present in the cooler(s)? Yes ☒ No ☐ Were VOAs on the COC? Yes ☒ No ☐

Contacted PM _____ Date _____ by _____ via Verbal ☐ Voice Mail ☐ Other ☐

Concerning _____

14. CHAIN OF CUSTODY

The following discrepancies occurred:

2x40 trip blanks received in L003 cooler

15. SAMPLE CONDITION

Sample(s) _____ were received after the recommended holding time had expired.

Sample(s) _____ were received in a broken container.

Sample(s) _____ were received with bubble >6 mm in diameter. (Notify PM)

16. SAMPLE PRESERVATION

Sample(s) _____ were further preserved in Sample Receiving to meet recommended pH level(s). *Nitric Acid Lot# 031909-HNO_3; Sulfuric Acid Lot# 100108-H_2SO_4; Sodium Hydroxide Lot# 100108 -NaOH; Hydrochloric Acid Lot# 092006-HCl; Sodium Hydroxide and Zinc Acetate Lot# 050205-$(CH_3COO)_2ZN$/NaOH.* What time was preservative added to sample(s)? _____

Client ID	pH	Date	Initials
14B	<2<2<2<2	8-28-09	CSL
71B	<2<2		
37A	<2<2<2<2		
71A	<2<2		
15A	<2<2		
16A	<2<2		

Chain of Custody Record

Temperature on Receipt _____

Drinking Water? Yes ☐ No ☐

TestAmerica
THE LEADER IN ENVIRONMENTAL TESTING

L-4124 (1007)

Client	Project Manager	Date	Chain of Custody Number
Tetra Tech NUS	Tony Aparavage	8-29-09	141140
Address	**Telephone Number (Area Code)/Fax Number**	**Lab Number**	**Page 1 of 1**
20251 Century Blvd STE 200	(301) 528-3021		
City / State / Zip Code	**Site Contact**	**Lab Contact**	
Germantown MD 20874	Walt Pryor		
Project Name and Location (State)	**Carrier/Waybill Number**		
Ground Water Sampling 2009			
Contract/Purchase Order/Quote No.			
Middle River Center			

Sample I.D. No. and Description (Containers for each sample may be combined on one line)	Date	Time	Matrix: Air	Aqueous	Sed.	Soil	Containers & Preservatives: Unpres.	H2SO4	HNO3	HCl	NaOH	ZnAc/NaOH	Analysis: VOCs	Total ppm	Diss ppm	Special Instructions/ Conditions of Receip
TB-082809	8-29-09	0800		X						X			X			
MRC-MW 37B-08	↓	1053		X					X	X			X	X	X	

Possible Hazard Identification
☐ Non-Hazard ☐ Flammable ☐ Skin Irritant ☐ Poison B ☐ Unknown

Sample Disposal
☐ Return To Client ☐ Disposal By Lab ☐ Archive For _____ Months (A fee may be assessed if samples are retained longer than 1 month)

Turn Around Time Required
☐ 24 Hours ☐ 48 Hours ☐ 7 Days ☐ 14 Days ☐ 21 Days ☐ Other _____

QC Requirements (Specify)

	Date	Time		Date	Time
1. Relinquished By: Walt Pryor	8-29-09	1610	1. Received By:	8/29/09	9:35
2. Relinquished By			2. Received By		
3. Relinquished By			3. Received By		

Comments

DISTRIBUTION: WHITE - Returned to Client with Report; CANARY - Stays with the Sample; PINK - Field Copy

North Canton

TestAmerica Cooler Receipt Form/Narrative **Lot Number:** A9H290152

North Canton Facility

Client Tetra Tech Project Middle River By: _____ (Signature)

Cooler Received on 8-29-09 Opened on 8-29-09

FedEx ☒ UPS ☐ DHL ☐ FAS ☐ Stetson ☐ Client Drop Off ☐ TestAmerica Courier ☐ Other _____

TestAmerica Cooler # _____ Multiple Coolers ☐ Foam Box ☐ Client Cooler ☒ Other _____

1. Were custody seals on the outside of the cooler(s)? Yes ☒ No ☐ Intact? Yes ☒ No ☐ NA ☐
   If YES, Quantity 2 Quantity Unsalvageable _____
   Were custody seals on the outside of cooler(s) signed and dated? Yes ☒ No ☐ NA ☐
   Were custody seals on the bottle(s)? Yes ☐ No ☒
   If YES, are there any exceptions? _____
2. Shippers' packing slip attached to the cooler(s)? Yes ☒ No ☐
3. Did custody papers accompany the sample(s)? Yes ☒ No ☐ Relinquished by client? Yes ☒ No ☐
4. Were the custody papers signed in the appropriate place? Yes ☒ No ☐
5. Packing material used: Bubble Wrap ☒ Foam ☐ None ☐ Other _____
6. Cooler temperature upon receipt 3.9 °C See back of form for multiple coolers/temps ☐
   METHOD: IR ☒ Other ☐ _____
   COOLANT: Wet Ice ☒ Blue Ice ☐ Dry Ice ☐ Water ☐ None ☐
7. Did all bottles arrive in good condition (Unbroken)? Yes ☒ No ☐
8. Could all bottle labels be reconciled with the COC? Yes ☒ No ☐
9. Were sample(s) at the correct pH upon receipt? Yes ☒ No ☐ NA ☐
10. Were correct bottle(s) used for the test(s) indicated? Yes ☒ No ☐
11. Were air bubbles >6 mm in any VOA vials? Yes ☐ No ☒ NA ☐
12. Sufficient quantity received to perform indicated analyses? Yes ☒ No ☐
13. Was a trip blank present in the cooler(s)? Yes ☒ No ☐ Were VOAs on the COC? Yes ☒ No ☐

Contacted PM _____ Date _____ by _____ via Verbal ☐ Voice Mail ☐ Other ☐

Concerning _____

14. CHAIN OF CUSTODY

The following discrepancies occurred:

_____

_____

_____

_____

_____

_____

15. SAMPLE CONDITION

Sample(s) _____ were received after the recommended holding time had expired.

Sample(s) _____ were received in a broken container.

Sample(s) _____ were received with bubble >6 mm in diameter. (Notify PM)

16. SAMPLE PRESERVATION

Sample(s) _____ were further preserved in Sample Receiving to meet recommended pH level(s). *Nitric Acid Lot# 031909-HNO_3; Sulfuric Acid Lot# 100108-H_2SO_4; Sodium Hydroxide Lot# 100108 -NaOH; Hydrochloric Acid Lot# 092006-HCl; Sodium Hydroxide and Zinc Acetate Lot# 050205-$(CH_3COO)_2ZN$/NaOH.* What time was preservative added to sample(s)? _____

Client ID	pH	Date	Initials
34B	<2	8-29-09	CSL

Chain of Custody Record

Temperature on Receipt _____

Drinking Water? Yes ☐ No ☐

TestAmerica
THE LEADER IN ENVIRONMENTAL TESTING

TAL-4124 (1007)

Client: Tetra Tech NUS
Project Manager: Tony Apanavage
Date: 8-31-09
Chain of Custody Number: 093934

Address: 20251 Century Blvd Ste 200
Telephone Number (Area Code)/Fax Number: (301) 528-3021
Lab Number:
Page 1 of 1

City: Germantown
State: MD
Zip Code: 20874
Site Contact: Walt Pryor
Lab Contact:

Project Name and Location (State): Ground Water Sampling 2009
Carrier/Waybill Number:

Contract/Purchase Order/Quote No.: Middle River Center

Sample I.D. No. and Description (Containers for each sample may be combined on one line)	Date	Time	Matrix: Air	Aqueous	Sed.	Soil	Containers & Preservatives: Unpres.	H2SO4	HNO3	HCl	NaOH	ZnAc/ NaOH	Analysis: VOCs	Total Iron	Diss. Iron	1,4 Dioxane	Special Instructions / Conditions of Receipt
TB-083109	8-31-09	0800		X						X							
MRC-MW14C-083109	↓	1158		X			X		X	X			X	X	X	X	

Possible Hazard Identification
☐ Non-Hazard ☐ Flammable ☐ Skin Irritant ☐ Poison B ☐ Unknown

Sample Disposal
☐ Return To Client ☐ Disposal By Lab ☐ Archive For _____ Months (A fee may be assessed if samples are retained longer than 1 month)

Turn Around Time Required
☐ 24 Hours ☐ 48 Hours ☐ 7 Days ☐ 14 Days ☐ 21 Days ☐ Other _____

QC Requirements (Specify)

	Date	Time
1. Relinquished By: Walt E Pryor	9-2-09	1700
2. Relinquished By		
3. Relinquished By		

	Date	Time
1. Received By: J Maddox	9/3/09	9:10
2. Received By		
3. Received By		

Comments

DISTRIBUTION: WHITE - Returned to Client with Report; CANARY - Stays with the Sample; PINK - Field Copy

54

North Canton

TestAmerica Cooler Receipt Form/Narrative **Lot Number:** 240-30309-1
North Canton Facility

Client Tetra Tech Project Middle River By: (Signature)
Cooler Received on 9/3/09 Opened on 9/3/09
FedEx ☒ UPS ☐ DHL ☐ FAS ☐ Stetson ☐ Client Drop Off ☐ TestAmerica Courier ☐ Other
TestAmerica Cooler # Multiple Coolers ☐ Foam Box ☐ Client Cooler ☒ Other

1. Were custody seals on the outside of the cooler(s)? Yes ☒ No ☐ Intact? Yes ☒ No ☐ NA ☐
   If YES, Quantity Quantity Unsalvageable
   Were custody seals on the outside of cooler(s) signed and dated? Yes ☒ No ☐ NA ☐
   Were custody seals on the bottle(s)? Yes ☐ No ☒
   If YES, are there any exceptions?
2. Shippers' packing slip attached to the cooler(s)? Yes ☒ No ☐
3. Did custody papers accompany the sample(s)? Yes ☒ No ☐ Relinquished by client? Yes ☒ No ☐
4. Were the custody papers signed in the appropriate place? Yes ☒ No ☐
5. Packing material used: Bubble Wrap ☒ Foam ☒ None ☐ Other
6. Cooler temperature upon receipt °C See back of form for multiple coolers/temps ☐
   METHOD: IR ☒ Other ☐
   COOLANT: Wet Ice ☒ Blue Ice ☐ Dry Ice ☐ Water ☐ None ☐
7. Did all bottles arrive in good condition (Unbroken)? Yes ☒ No ☐
8. Could all bottle labels be reconciled with the COC? Yes ☒ No ☐
9. Were sample(s) at the correct pH upon receipt? Yes ☒ No ☐ NA ☐
10. Were correct bottle(s) used for the test(s) indicated? Yes ☒ No ☐
11. Were air bubbles >6 mm in any VOA vials? Yes ☐ No ☒ NA ☐
12. Sufficient quantity received to perform indicated analyses? Yes ☒ No ☐
13. Was a trip blank present in the cooler(s)? Yes ☒ No ☐ Were VOAs on the COC? Yes ☒ No ☐

Contacted PM Date by via Verbal ☐ Voice Mail ☐ Other ☐
Concerning

14. CHAIN OF CUSTODY

The following discrepancies occurred:
Cooler received iced & within temp. Accidentally Temp was not recorded on CRF.

15. SAMPLE CONDITION

Sample(s) were received after the recommended holding time had expired.
Sample(s) were received in a broken container.
Sample(s) were received with bubble >6 mm in diameter. (Notify PM)

16. SAMPLE PRESERVATION

Sample(s) were further preserved in Sample Receiving to meet recommended pH level(s). *Nitric Acid Lot# 031909-HNO_3; Sulfuric Acid Lot# 100108-H_2SO_4; Sodium Hydroxide Lot# 100108 -NaOH; Hydrochloric Acid Lot# 092006-HCl; Sodium Hydroxide and Zinc Acetate Lot# 050205-$(CH_3COO)_2ZN$/NaOH.* What time was preservative added to sample(s)?

Client ID	pH	Date	Initials
MW14C	<2<2	9/3/09	

CASE NARRATIVE

9H25196

The following report contains the analytical results for sixteen water samples and six quality control samples submitted to TestAmerica North Canton by Tetra Tech NUS, Inc. from the Middle River Center Site. The samples were received August 25, 2009, August 26, 2009, August 27, 2009, August 28, 2009, August 29, 2009, and September 03, 2009, according to documented sample acceptance procedures.

This SDG consists of (6) laboratory ID's: A9H250196, A9H260250, A9H270200, A9H280125, A9H290152, and A9I030309.

TestAmerica utilizes USEPA approved methods in all analytical work. The samples presented in this report were analyzed for the parameter(s) listed on the analytical methods summary page in accordance with the method(s) indicated. Preliminary results were provided to Dev Murali, Tobrena Skeen, and Tony Apanavage on September 08, 2009, on September 09, 2009, on September 11, 2009, and September 16, 2009. A summary of QC data for these analyses is included at the back of the report.

TestAmerica North Canton attests to the validity of the laboratory data generated by TestAmerica facilities reported herein. All analyses performed by TestAmerica facilities were done using established laboratory SOPs that incorporate QA/QC procedures described in the applicable methods. TestAmerica's operations groups have reviewed the data for compliance with the laboratory QA/QC plan, and data have been found to be compliant with laboratory protocols unless otherwise noted below.

The test results in this report meet all NELAP requirements for parameters for which accreditation is required or available. Any exceptions to NELAP requirements are noted in this report. Pursuant to NELAP, this report may not be reproduced, except in full, without the written approval of the laboratory.

All parameters were evaluated to the method detection limit and include qualified results where applicable.

Please refer to the Quality Control Elements Narrative following this case narrative for additional quality control information.

If you have any questions, please call the Project Manager, Patrick J. O'Meara, at 330-497-9396.

This report is sequentially paginated. The final page of the report is labeled as "END OF REPORT."

CASE NARRATIVE (continued)

SUPPLEMENTAL QC INFORMATION

SAMPLE RECEIVING

The coolers were received at temperatures ranging from 1.2 to 3.9°C.

See TestAmerica's Cooler Receipt Form for additional information.

GC/MS VOLATILES

The sample(s) that contained concentrations of target analyte(s) at a reportable level in the associated Method Blank(s) were flagged with "B". All target analytes in the Method Blank must be below the reporting limit (RL) or the associated sample(s) must be ND with the exception of common laboratory contaminants.

The sample(s) that contain results between the MDL and the RL were flagged with "J". There is a possibility of false positive or mis-identification at these quantitation levels. In analytical methods requiring confirmation of the analyte reported, confirmation was performed only down to the standard reporting limit (SRL). The acceptance criteria for QC samples may not be met at these quantitation levels.

2-Chloroethyl vinyl ether cannot be reliably recovered in an acid preserved sample.

GC/MS SEMIVOLATILES

The sample(s) that contain results between the MDL and the RL were flagged with "J". There is a possibility of false positive or mis-identification at these quantitation levels. In analytical methods requiring confirmation of the analyte reported, confirmation was performed only down to the standard reporting limit (SRL). The acceptance criteria for QC samples may not be met at these quantitation levels.

Batch(es) 9239324 had RPDs outside QC criteria in the LCS/LCSD, but recoveries were within QC criteria; therefore, no corrective action was required.

DISSOLVED GASES/RSK

The sample(s) that contain results between the MDL and the RL were flagged with "J". There is a possibility of false positive or mis-identification at these quantitation levels. In analytical methods requiring confirmation of the analyte reported, confirmation was performed only down to the standard reporting limit (SRL). The acceptance criteria for QC samples may not be met at these quantitation levels.

CASE NARRATIVE (continued)

DISSOLVED GASES/RSK (continued)

The matrix spike/matrix spike duplicate(s) for batch(es) 9246061 had recoveries outside acceptance limits. However, since the associated method blank(s) and laboratory control sample(s) were in control, no corrective action was necessary.

For batches 9239116 and 9246061, due to an inconsistent regulator, the gas standards used for generating the primary source and secondary source are not compatible. The primary source is being used for continuing calibration, batch QC spikes and matrix spikes until the problem is resolved.

METALS

The sample(s) that contain results between the MDL and the RL were flagged with "B". There is the possibility of false positive or mis-identification at these quantitation levels. The acceptance criteria for the ICB, CCB, and Method Blank are +/- the standard reporting limit (SRL).

The sample(s) that contained concentrations of target analyte(s) at a reportable level in the associated Method Blank(s) were flagged with "J". Refer to the sample report pages for the affected analyte(s).

Matrix spike recovery and relative percent difference (RPD) data were not calculated for some analytes for MRC-MW21A-082409 and MRC-MW14B-082709 due to the sample concentration reading greater than four times the spike amount. See the Matrix Spike Report for the affected analytes which will be flagged with "NC, MSB".

Matrix spike recovery and relative percent difference (RPD) data were not calculated for some analytes for batch(es) 9252016 due to the sample concentration reading greater than four times the spike amount. See the Matrix Spike Report for the affected analytes which will be flagged with "NC, MSB".

The matrix spike/matrix spike duplicate(s) for batch(es) 9252016 had recoveries outside acceptance limits. However, since the associated method blank(s) and laboratory control sample(s) were in control, no corrective action was necessary.

CASE NARRATIVE (continued)

METALS (continued)

No ICP MS Form IX was provided for batch(es) 9239019, 9243020, and 9252016. The serial dilution was performed on a different sample from the same QC batch(es).

Samples in this SDG were analyzed under two sets of IDLs for ICPMS. The IDLs expired on September 11, 2009 and a new IDL study was completed on September 11, 2009. All of the samples were analyzed under valid IDLs. Due to programming limitations, the IDLs that expired on September 11, 2009 were used for the entire data package. As a result samples analyzed after September 11, 2009 are reported using IDLs that expired. The impact of this anomaly is considered insignificant.

GENERAL CHEMISTRY

The sample(s) that contain results between the MDL and the RL were flagged with "B". There is the possibility of false positive or mis-identification at these quantitation levels. The acceptance criteria for the ICB, CCB, and Method Blank are +/- the standard reporting limit (SRL).

The sample(s) that contained concentrations of target analyte(s) at a reportable level in the associated Method Blank(s) were flagged with "J". Refer to the sample report pages for the affected analytes(s).

The matrix spike/matrix spike duplicate(s) for MRC-MW27B-082409 and MRC-MW34B-082509 had recoveries outside acceptance limits. However, since the associated method blank(s) and laboratory control sample(s) were in control, no corrective action was necessary.

The sample duplicate data for batch(es) 9239341 is not included in this report for Total Dissolved Solids. The batch QC samples, which document the effect of a specific sample matrix on method performance, were not associated with a sample reported in this lot. The data, therefore, has no bearing on the samples reported herein. In order to document compliance with the QC requirement for a sample duplicate per 10 environmental samples, a summary of sample/QC associations has been provided following this case narrative.

The CCV exceeded method criteria on the high side for Orthophosphate by Ion Chromatography. Since the associated sample(s) MRC-MW21A-082409, MRC-MW27B-082409, MRC-MW14B-082709, MRC-MW37A-082709, MRC-MW27A-082609, and MRC-MW36A-082609 results were below the requested reporting limit the results were accepted.

ANALYTICAL METHODS SUMMARY

9H25196

PARAMETER	ANALYTICAL METHOD
Alkalinity	MCAWW 310.1
Ammonia Nitrogen	MCAWW 350.3
Chloride	MCAWW 300.0A
Dissolved Gases in Water	RSK SOP-175
Dissolved Organic Carbon	SW846 9060
Filterable Residue (TDS)	MCAWW 160.1
ICP-MS (6020)	SW846 6020
Mercury in Liquid Waste (Manual Cold-Vapor)	SW846 7470A
Nitrate as N	MCAWW 300.0A
Nitrite as N	MCAWW 300.0A
Phosphate as P, Ortho	MCAWW 300.0A
Semivolatile Organic Compounds by GC/MS	SW846 8270C
Sulfate	MCAWW 300.0A
Volatile Organics by GC/MS	SW846 8260B

References:

MCAWW "Methods for Chemical Analysis of Water and Wastes", EPA-600/4-79-020, March 1983 and subsequent revisions.

RSK Sample Prep and Calculations for Dissolved Gas Analysis in Water Samples Using a GC Headspace Equilibration Technique, RSKSOP-175, REV. 0, 8/11/94, USEPA Research Lab

SW846 "Test Methods for Evaluating Solid Waste, Physical/Chemical Methods", Third Edition, November 1986 and its updates.

HOLDTIME

SDG 9H25196

SORT	UNITS	NSAMPLE	LAB_ID	QC_TYPE	SAMP_DATE	EXTR_DATE	ANAL_DATE	SMP_EXTR	EXTR_ANL	SMP_ANL
HG	UG/L	MRC-MW71B-082709	A9H280125003	NM	8/27/2009	8/31/2009	9/1/2009	3.995	1.147	5.142
HG	UG/L	MRC-MW82A-082609	A9H270200004	NM	8/26/2009	8/28/2009	8/28/2009	1.836	0.291	2.127
HG	UG/L	MRC-MW71A-082709	A9H280125005	NM	8/27/2009	8/31/2009	9/1/2009	3.919	1.153	5.072
HG	UG/L	MRC-MW37B-08	A9H290152002	NM	8/28/2009	8/31/2009	9/1/2009	2.963	1.142	4.106
HG	UG/L	MRC-MW37A-082709	A9H280125004	NM	8/27/2009	8/31/2009	9/1/2009	3.938	1.137	5.074
HG	UG/L	MRC-MW36A-082609	A9H270200003	NM	8/26/2009	8/31/2009	9/1/2009	4.949	1.138	6.087
HG	UG/L	MRC-MW34B-082509	A9H260250002	NM	8/25/2009	8/27/2009	8/28/2009	1.948	1.118	3.066
HG	UG/L	MRC-MW34A-082509	A9H260250003	NM	8/25/2009	8/27/2009	8/28/2009	1.785	1.117	2.901
HG	UG/L	MRC-MW14B-082709	A9H280125002	NM	8/27/2009	8/31/2009	9/1/2009	4.024	1.135	5.159
HG	UG/L	MRC-MW27A-082609	A9H270200002	NM	8/26/2009	8/28/2009	8/28/2009	2.01	0.29	2.299
HG	UG/L	MRC-MW21B-082409	A9H250196004	NM	8/24/2009	8/26/2009	8/26/2009	1.788	0.109	1.897
HG	UG/L	MRC-MW21A-082409	A9H250196002	NM	8/24/2009	8/26/2009	8/26/2009	1.920	0.102	2.022
HG	UG/L	MRC-MW16A-082709	A9H280125007	NM	8/27/2009	8/31/2009	9/1/2009	3.717	1.144	4.861
HG	UG/L	MRC-MW15A-082709	A9H280125006	NM	8/27/2009	8/31/2009	9/1/2009	3.826	1.144	4.971
HG	UG/L	MRC-MW14C-083109	A9I030309002	NM	8/31/2009	9/9/2009	9/10/2009	8.918	1.225	10.14

SORT	UNITS	NSAMPLE	LAB_ID	QC_TYPE	SAMP_DATE	EXTR_DATE	ANAL_DATE	SMP_EXTR	EXTR_ANL	SMP_ANL
HG	UG/L	MRC-MW27B-082409	A9H250196003	NM	8/24/2009	8/26/2009	8/26/2009	1.840	0.106	1.947
M	UG/L	MRC-MW27A-082609	A9H270200002	NM	8/26/2009	8/28/2009	9/8/2009	2.01	11.05	13.06
M	UG/L	MRC-MW27A-082609	A9H270200002	NM	8/26/2009	8/28/2009	9/4/2009	2.01	7.465	9.474
M	UG/L	MRC-MW21B-082409	A9H250196004	NM	8/24/2009	8/26/2009	8/31/2009	1.788	5.076	6.865
M	UG/L	MRC-MW21A-082409	A9H250196002	NM	8/24/2009	8/26/2009	8/31/2009	1.920	5.051	6.972
M	UG/L	MRC-MW27B-082409	A9H250196003	NM	8/24/2009	8/26/2009	8/31/2009	1.840	5.064	6.904
M	UG/L	MRC-MW15A-082709	A9H280125006	NM	8/27/2009	8/31/2009	9/4/2009	3.826	4.535	8.362
M	UG/L	MRC-MW71A-082709	A9H280125005	NM	8/27/2009	8/31/2009	9/4/2009	3.919	4.523	8.442
M	UG/L	MRC-MW16A-082709	A9H280125007	NM	8/27/2009	8/31/2009	9/4/2009	3.717	4.542	8.259
M	UG/L	MRC-MW34A-082509	A9H260250003	NM	8/25/2009	8/27/2009	9/4/2009	1.785	8.106	9.890
M	UG/L	MRC-MW34B-082509	A9H260250002	NM	8/25/2009	8/27/2009	9/4/2009	1.948	8.099	10.05
M	UG/L	MRC-MW36A-082609	A9H270200003	NM	8/26/2009	8/31/2009	9/4/2009	4.949	4.485	9.434
M	UG/L	MRC-MW82A-082609	A9H270200004	NM	8/26/2009	8/28/2009	9/4/2009	1.836	7.470	9.306
M	UG/L	MRC-MW37B-08	A9H290152002	NM	8/28/2009	8/31/2009	9/4/2009	2.963	4.563	7.526
M	UG/L	MRC-MW71B-082709	A9H280125003	NM	8/27/2009	8/31/2009	9/4/2009	3.995	4.511	8.506
M	UG/L	MRC-MW14C-083109	A9I030309002	NM	8/31/2009	9/9/2009	9/16/2009	8.918	6.642	15.56
M	UG/L	MRC-MW14B-082709	A9H280125002	NM	8/27/2009	8/31/2009	9/4/2009	4.024	4.499	8.523
M	UG/L	MRC-MW37A-082709	A9H280125004	NM	8/27/2009	8/31/2009	9/4/2009	3.938	4.517	8.454

SORT	UNITS	NSAMPLE	LAB_ID	QC_TYPE	SAMP_DATE	EXTR_DATE	ANAL_DATE	SMP_EXTR	EXTR_ANL	SMP_ANL
HGF	UG/L	MRC-MW14C-083109	A9I030309002	NM	8/31/2009	9/9/2009	9/10/2009	8.918	1.226	10.14
HGF	UG/L	MRC-MW82A-082609	A9H270200004	NM	8/26/2009	8/28/2009	8/28/2009	1.836	0.292	2.128
HGF	UG/L	MRC-MW14B-082709	A9H280125002	NM	8/27/2009	8/31/2009	9/1/2009	4.024	1.147	5.171
HGF	UG/L	MRC-MW15A-082709	A9H280125006	NM	8/27/2009	8/31/2009	9/1/2009	3.826	1.14	4.966
HGF	UG/L	MRC-MW16A-082709	A9H280125007	NM	8/27/2009	8/31/2009	9/1/2009	3.717	1.148	4.865
HGF	UG/L	MRC-MW21A-082409	A9H250196002	NM	8/24/2009	8/26/2009	8/26/2009	1.920	0.106	2.026
HGF	UG/L	MRC-MW21B-082409	A9H250196004	NM	8/24/2009	8/26/2009	8/26/2009	1.788	0.11	1.898
HGF	UG/L	MRC-MW27A-082609	A9H270200002	NM	8/26/2009	8/28/2009	8/28/2009	2.01	0.290	2.3
HGF	UG/L	MRC-MW27B-082409	A9H250196003	NM	8/24/2009	8/26/2009	8/26/2009	1.840	0.108	1.948
HGF	UG/L	MRC-MW34B-082509	A9H260250002	NM	8/25/2009	8/27/2009	8/28/2009	1.948	1.120	3.068
HGF	UG/L	MRC-MW36A-082609	A9H270200003	NM	8/26/2009	8/31/2009	9/1/2009	4.949	1.154	6.103
HGF	UG/L	MRC-MW37A-082709	A9H280125004	NM	8/27/2009	8/31/2009	9/1/2009	3.938	1.153	5.091
HGF	UG/L	MRC-MW37B-08	A9H290152002	NM	8/28/2009	8/31/2009	9/1/2009	2.963	1.145	4.108
HGF	UG/L	MRC-MW71A-082709	A9H280125005	NM	8/27/2009	8/31/2009	9/1/2009	3.919	1.142	5.060
HGF	UG/L	MRC-MW71B-082709	A9H280125003	NM	8/27/2009	8/31/2009	9/1/2009	3.995	1.149	5.144
HGF	UG/L	MRC-MW34A-082509	A9H260250003	NM	8/25/2009	8/27/2009	8/28/2009	1.785	1.117	2.902
MF	UG/L	MRC-MW14B-082709	A9H280125002	NM	8/27/2009	8/31/2009	9/4/2009	4.024	4.501	8.526
MF	UG/L	MRC-MW71B-082709	A9H280125003	NM	8/27/2009	8/31/2009	9/4/2009	3.995	4.514	8.509

SORT	UNITS	NSAMPLE	LAB_ID	QC_TYPE	SAMP_DATE	EXTR_DATE	ANAL_DATE	SMP_EXTR	EXTR_ANL	SMP_ANL
MF	UG/L	MRC-MW71A-082709	A9H280125005	NM	8/27/2009	8/31/2009	9/4/2009	3.919	4.526	8.444
MF	UG/L	MRC-MW37B-08	A9H290152002	NM	8/28/2009	8/31/2009	9/4/2009	2.963	4.573	7.536
MF	UG/L	MRC-MW37A-082709	A9H280125004	NM	8/27/2009	8/31/2009	9/4/2009	3.938	4.520	8.458
MF	UG/L	MRC-MW36A-082609	A9H270200003	NM	8/26/2009	8/31/2009	9/4/2009	4.949	4.489	9.438
MF	UG/L	MRC-MW34B-082509	A9H260250002	NM	8/25/2009	8/27/2009	9/4/2009	1.948	8.102	10.05
MF	UG/L	MRC-MW34A-082509	A9H260250003	NM	8/25/2009	8/27/2009	9/4/2009	1.785	8.123	9.908
MF	UG/L	MRC-MW27B-082409	A9H250196003	NM	8/24/2009	8/26/2009	8/31/2009	1.840	5.067	6.907
MF	UG/L	MRC-MW27A-082609	A9H270200002	NM	8/26/2009	8/28/2009	9/10/2009	2.01	13.24	15.25
MF	UG/L	MRC-MW14C-083109	A9I030309002	NM	8/31/2009	9/9/2009	9/16/2009	8.918	6.645	15.56
MF	UG/L	MRC-MW21B-082409	A9H250196004	NM	8/24/2009	8/26/2009	8/31/2009	1.788	5.079	6.867
MF	UG/L	MRC-MW16A-082709	A9H280125007	NM	8/27/2009	8/31/2009	9/4/2009	3.717	4.544	8.262
MF	UG/L	MRC-MW21A-082409	A9H250196002	NM	8/24/2009	8/26/2009	8/31/2009	1.920	5.054	6.974
MF	UG/L	MRC-MW82A-082609	A9H270200004	NM	8/26/2009	8/28/2009	9/4/2009	1.836	7.474	9.31
MF	UG/L	MRC-MW27A-082609	A9H270200002	NM	8/26/2009	8/28/2009	9/4/2009	2.01	7.467	9.477
MF	UG/L	MRC-MW15A-082709	A9H280125006	NM	8/27/2009	8/31/2009	9/4/2009	3.826	4.539	8.365
ALK	MG/L	MRC-MW36A-082609	A9H270200003	NM	8/26/2009	9/2/2009	9/2/2009	6.532	0	6.532
ALK	MG/L	MRC-MW21A-082409	A9H250196002	NM	8/24/2009	9/1/2009	9/1/2009	7.503	0	7.503 ok
ALK	MG/L	MRC-MW14B-082709	A9H280125002	NM	8/27/2009	9/2/2009	9/2/2009	5.608	0	5.608

SORT	UNITS	NSAMPLE	LAB_ID	QC_TYPE	SAMP_DATE	EXTR_DATE	ANAL_DATE	SMP_EXTR	EXTR_ANL	SMP_ANL
ALK	MG/L	MRC-MW27A-082609	A9H270200002	NM	8/26/2009	9/2/2009	9/2/2009	6.593	0	6.593
ALK	MG/L	MRC-MW27B-082409	A9H250196003	NM	8/24/2009	9/1/2009	9/1/2009	7.424	0	7.424 OK
ALK	MG/L	MRC-MW34B-082509	A9H260250002	NM	8/25/2009	9/1/2009	9/1/2009	6.531	0	6.531
ALK	MG/L	MRC-MW37A-082709	A9H280125004	NM	8/27/2009	9/2/2009	9/2/2009	5.521	0	5.521
ALK	MG/L	MRC-MW34A-082509	A9H260250003	NM	8/25/2009	9/1/2009	9/1/2009	6.368	0	6.368
CL	MG/L	MRC-MW34A-082509	A9H260250003	NM	8/25/2009	8/26/2009	8/26/2009	0.368	0.839	1.207
CL	MG/L	MRC-MW21A-082409	A9H250196002	NM	8/24/2009	8/25/2009	8/25/2009	0.503	0.772	1.275
CL	MG/L	MRC-MW14B-082709	A9H280125002	NM	8/27/2009	8/28/2009	8/28/2009	0.608	0.924	1.531
CL	MG/L	MRC-MW27B-082409	A9H250196003	NM	8/24/2009	8/28/2009	8/28/2009	3.424	0.489	3.912
CL	MG/L	MRC-MW34B-082509	A9H260250002	NM	8/25/2009	8/26/2009	8/26/2009	0.531	0.828	1.359
CL	MG/L	MRC-MW36A-082609	A9H270200003	NM	8/26/2009	8/28/2009	8/28/2009	1.532	0.550	2.082
CL	MG/L	MRC-MW37A-082709	A9H280125004	NM	8/27/2009	8/28/2009	8/28/2009	0.521	0.935	1.456
CL	MG/L	MRC-MW27A-082609	A9H270200002	NM	8/26/2009	8/31/2009	8/31/2009	4.593	0.638	5.231
DOC	MG/L	MRC-MW36A-082609	A9H270200003	NM	8/26/2009	9/8/2009	9/8/2009	12.53	0	12.53
DOC	MG/L	MRC-MW21A-082409	A9H250196002	NM	8/24/2009	8/27/2009	8/27/2009	2.503	0	2.503
DOC	MG/L	MRC-MW37A-082709	A9H280125004	NM	8/27/2009	9/8/2009	9/8/2009	11.52	0	11.52
DOC	MG/L	MRC-MW27A-082609	A9H270200002	NM	8/26/2009	9/8/2009	9/8/2009	12.59	0	12.59
DOC	MG/L	MRC-MW27B-082409	A9H250196003	NM	8/24/2009	8/27/2009	8/27/2009	2.424	0	2.424

SORT	UNITS	NSAMPLE	LAB_ID	QC_TYPE	SAMP_DATE	EXTR_DATE	ANAL_DATE	SMP_EXTR	EXTR_ANL	SMP_ANL
DOC	MG/L	MRC-MW34A-082509	A9H260250003	NM	8/25/2009	8/27/2009	8/27/2009	1.368	0	1.368
DOC	MG/L	MRC-MW14B-082709	A9H280125002	NM	8/27/2009	9/8/2009	9/8/2009	11.61	0	11.61
DOC	MG/L	MRC-MW34B-082509	A9H260250002	NM	8/25/2009	8/27/2009	8/27/2009	1.531	0	1.531
NH3	MG/L	MRC-MW21A-082409	A9H250196002	NM	8/24/2009	9/2/2009	9/2/2009	8.503	0	8.503
NH3	MG/L	MRC-MW37A-082709	A9H280125004	NM	8/27/2009	9/2/2009	9/2/2009	5.521	0	5.521
NH3	MG/L	MRC-MW36A-082609	A9H270200003	NM	8/26/2009	9/2/2009	9/2/2009	6.532	0	6.532
NH3	MG/L	MRC-MW34B-082509	A9H260250002	NM	8/25/2009	9/2/2009	9/2/2009	7.531	0	7.531
NH3	MG/L	MRC-MW34A-082509	A9H260250003	NM	8/25/2009	9/2/2009	9/2/2009	7.368	0	7.368
NH3	MG/L	MRC-MW27A-082609	A9H270200002	NM	8/26/2009	9/2/2009	9/2/2009	6.593	0	6.593
NH3	MG/L	MRC-MW14B-082709	A9H280125002	NM	8/27/2009	9/2/2009	9/2/2009	5.608	0	5.608
NH3	MG/L	MRC-MW27B-082409	A9H250196003	NM	8/24/2009	9/2/2009	9/2/2009	8.424	0	8.424
NTA	MG/L	MRC-MW34B-082509	A9H260250002	NM	8/25/2009	8/26/2009	8/26/2009	0.531	0.828	1.359
NTA	MG/L	MRC-MW37A-082709	A9H280125004	NM	8/27/2009	8/28/2009	8/28/2009	0.521	0.935	1.456
NTA	MG/L	MRC-MW36A-082609	A9H270200003	NM	8/26/2009	8/28/2009	8/28/2009	1.532	0.550	2.082
NTA	MG/L	MRC-MW34A-082509	A9H260250003	NM	8/25/2009	8/26/2009	8/26/2009	0.368	0.839	1.207
NTA	MG/L	MRC-MW27B-082409	A9H250196003	NM	8/24/2009	8/25/2009	8/25/2009	0.424	0.783	1.207
NTA	MG/L	MRC-MW27A-082609	A9H270200002	NM	8/26/2009	8/28/2009	8/28/2009	1.593	0.574	2.167
NTA	MG/L	MRC-MW21A-082409	A9H250196002	NM	8/24/2009	8/25/2009	8/25/2009	0.503	0.772	1.275

SORT	UNITS	NSAMPLE	LAB_ID	QC_TYPE	SAMP_DATE	EXTR_DATE	ANAL_DATE	SMP_EXTR	EXTR_ANL	SMP_ANL
NTA	MG/L	MRC-MW14B-082709	A9H280125002	NM	8/27/2009	8/28/2009	8/28/2009	0.608	0.924	1.531
NTI	MG/L	MRC-MW37A-082709	A9H280125004	NM	8/27/2009	8/28/2009	8/28/2009	0.521	0.935	1.456
NTI	MG/L	MRC-MW34B-082509	A9H260250002	NM	8/25/2009	8/26/2009	8/26/2009	0.531	0.828	1.359
NTI	MG/L	MRC-MW14B-082709	A9H280125002	NM	8/27/2009	8/28/2009	8/28/2009	0.608	0.924	1.531
NTI	MG/L	MRC-MW34A-082509	A9H260250003	NM	8/25/2009	8/26/2009	8/26/2009	0.368	0.839	1.207
NTI	MG/L	MRC-MW27B-082409	A9H250196003	NM	8/24/2009	8/25/2009	8/25/2009	0.424	0.783	1.207
NTI	MG/L	MRC-MW27A-082609	A9H270200002	NM	8/26/2009	8/28/2009	8/28/2009	1.593	0.574	2.167
NTI	MG/L	MRC-MW21A-082409	A9H250196002	NM	8/24/2009	8/25/2009	8/25/2009	0.503	0.772	1.275
NTI	MG/L	MRC-MW36A-082609	A9H270200003	NM	8/26/2009	8/28/2009	8/28/2009	1.532	0.550	2.082
OPO4	MG/L	MRC-MW36A-082609	A9H270200003	NM	8/26/2009	8/28/2009	8/28/2009	1.532	0.550	2.082
OPO4	MG/L	MRC-MW27A-082609	A9H270200002	NM	8/26/2009	8/28/2009	8/28/2009	1.593	0.574	2.167
OPO4	MG/L	MRC-MW21A-082409	A9H250196002	NM	8/24/2009	8/25/2009	8/25/2009	0.503	0.772	1.275
OPO4	MG/L	MRC-MW27B-082409	A9H250196003	NM	8/24/2009	8/25/2009	8/25/2009	0.424	0.783	1.207
OPO4	MG/L	MRC-MW34A-082509	A9H260250003	NM	8/25/2009	8/26/2009	8/26/2009	0.368	0.839	1.207
OPO4	MG/L	MRC-MW34B-082509	A9H260250002	NM	8/25/2009	8/26/2009	8/26/2009	0.531	0.828	1.359
OPO4	MG/L	MRC-MW37A-082709	A9H280125004	NM	8/27/2009	8/28/2009	8/28/2009	0.521	0.935	1.456
OPO4	MG/L	MRC-MW14B-082709	A9H280125002	NM	8/27/2009	8/28/2009	8/28/2009	0.608	0.924	1.531
SO4	MG/L	MRC-MW37A-082709	A9H280125004	NM	8/27/2009	8/28/2009	8/28/2009	0.521	0.935	1.456

SORT	UNITS	NSAMPLE	LAB_ID	QC_TYPE	SAMP_DATE	EXTR_DATE	ANAL_DATE	SMP_EXTR	EXTR_ANL	SMP_ANL
SO4	MG/L	MRC-MW36A-082609	A9H270200003	NM	8/26/2009	8/28/2009	8/28/2009	1.532	0.550	2.082
SO4	MG/L	MRC-MW34B-082509	A9H260250002	NM	8/25/2009	8/26/2009	8/26/2009	0.531	0.828	1.359
SO4	MG/L	MRC-MW34A-082509	A9H260250003	NM	8/25/2009	8/26/2009	8/26/2009	0.368	0.839	1.207
SO4	MG/L	MRC-MW27B-082409	A9H250196003	NM	8/24/2009	8/25/2009	8/25/2009	0.424	0.783	1.207
SO4	MG/L	MRC-MW27A-082609	A9H270200002	NM	8/26/2009	8/28/2009	8/28/2009	1.593	0.574	2.167
SO4	MG/L	MRC-MW21A-082409	A9H250196002	NM	8/24/2009	8/25/2009	8/25/2009	0.503	0.772	1.275
SO4	MG/L	MRC-MW14B-082709	A9H280125002	NM	8/27/2009	8/28/2009	8/28/2009	0.608	0.924	1.531
TDS	MG/L	MRC-MW36A-082609	A9H270200003	NM	8/26/2009	9/2/2009	9/3/2009	6.532	1	7.532 OK
TDS	MG/L	MRC-MW14B-082709	A9H280125002	NM	8/27/2009	9/3/2009	9/4/2009	6.608	1	7.608 OK
TDS	MG/L	MRC-MW27A-082609	A9H270200002	NM	8/26/2009	9/2/2009	9/3/2009	6.593	1	7.593 OK
TDS	MG/L	MRC-MW27B-082409	A9H250196003	NM	8/24/2009	8/26/2009	8/27/2009	1.424	1	2.424
TDS	MG/L	MRC-MW34B-082509	A9H260250002	NM	8/25/2009	8/27/2009	8/28/2009	1.531	1	2.531
TDS	MG/L	MRC-MW37A-082709	A9H280125004	NM	8/27/2009	9/3/2009	9/4/2009	6.521	1	7.521 OK
TDS	MG/L	MRC-MW21A-082409	A9H250196002	NM	8/24/2009	8/26/2009	8/27/2009	1.503	1	2.503
TDS	MG/L	MRC-MW34A-082509	A9H260250003	NM	8/25/2009	8/27/2009	8/28/2009	1.368	1	2.368
OS	UG/L	MRC-MW15A-082709	A9H280125006	NM	8/27/2009	8/28/2009	8/31/2009	0.41	3.747	4.157
OS	UG/L	MRC-MW14B-082709	A9H280125002	NM	8/27/2009	8/28/2009	8/31/2009	0.608	3.706	4.313
OS	UG/L	MRC-MW71B-082709	A9H280125003	NM	8/27/2009	8/28/2009	8/31/2009	0.578	3.719	4.298

SAMPLE SUMMARY

9H25196 : A9H280125

WO #	SAMPLE#	CLIENT SAMPLE ID	SAMPLED DATE	SAMP TIME
LJX5R	001	TB-082709	08/27/09	08:00
LJX5T	002	MRC-MW14B-082709	08/27/09	09:25
LJX54	003	MRC-MW71B-082709	08/27/09	10:07
LJX58	004	MRC-MW37A-082709	08/27/09	11:30
LJX6A	005	MRC-MW71A-082709	08/27/09	11:57
LJX6G	006	MRC-MW15A-082709	08/27/09	14:10
LJX6K	007	MRC-MW16A-082709	08/27/09	16:47

NOTE(S):

- The analytical results of the samples listed above are presented on the following pages.
- All calculations are performed before rounding to avoid round-off errors in calculated results.
- Results noted as "ND" were not detected at or above the stated limit.
- This report must not be reproduced, except in full, without the written approval of the laboratory.
- Results for the following parameters are never reported on a dry weight basis: color, corrosivity, density, flashpoint, ignitability, layers, odor, paint filter test, pH, porosity pressure, reactivity, redox potential, specific gravity, spot tests, solids, solubility, temperature, viscosity, and weight.

(Continued on next page)

SAMPLE SUMMARY

9H25196 : A9H290152

WO #	SAMPLE#	CLIENT SAMPLE ID	SAMPLED DATE	SAMP TIME
LJ2KF	001	TB-082809	08/28/09	08:00
LJ2KH	002	MRC-MW37B-08	08/28/09	10:53

NOTE(S):

- The analytical results of the samples listed above are presented on the following pages.
- All calculations are performed before rounding to avoid round-off errors in calculated results.
- Results noted as "ND" were not detected at or above the stated limit.
- This report must not be reproduced, except in full, without the written approval of the laboratory.
- Results for the following parameters are never reported on a dry weight basis: color, corrosivity, density, flashpoint, ignitability, layers, odor, paint filter test, pH, porosity pressure, reactivity, redox potential, specific gravity, spot tests, solids, solubility, temperature, viscosity, and weight.

(Continued on next page)

SAMPLE SUMMARY

9H25196 : A9I030309

WO #	SAMPLE#	CLIENT SAMPLE ID	SAMPLED DATE	SAMP TIME
LKAPP	001	TB-083109	08/31/09	08:00
LKAPV	002	MRC-MW14C-083109	08/31/09	11:58

NOTE(S):

- The analytical results of the samples listed above are presented on the following pages.
- All calculations are performed before rounding to avoid round-off errors in calculated results.
- Results noted as "ND" were not detected at or above the stated limit.
- This report must not be reproduced, except in full, without the written approval of the laboratory.
- Results for the following parameters are never reported on a dry weight basis: color, corrosivity, density, flashpoint, ignitability, layers, odor, paint filter test, pH, porosity pressure, reactivity, redox potential, specific gravity, spot tests, solids, solubility, temperature, viscosity, and weight.

SAMPLE SUMMARY

9H25196 : A9H250196

WO #	SAMPLE#	CLIENT SAMPLE ID	SAMPLED DATE	SAMP TIME
LJPW2	001	TB-082409	08/24/09	08:00
LJPW8	002	MRC-MW21A-082409	08/24/09	11:55
LJPXM	003	MRC-MW27B-082409	08/24/09	13:50
LJPXQ	004	MRC-MW21B-082409	08/24/09	15:05

NOTE(S):

- The analytical results of the samples listed above are presented on the following pages.
- All calculations are performed before rounding to avoid round-off errors in calculated results.
- Results noted as "ND" were not detected at or above the stated limit.
- This report must not be reproduced, except in full, without the written approval of the laboratory.
- Results for the following parameters are never reported on a dry weight basis: color, corrosivity, density, flashpoint, ignitability, layers, odor, paint filter test, pH, porosity pressure, reactivity, redox potential, specific gravity, spot tests, solids, solubility, temperature, viscosity, and weight.

(Continued on next page)

SAMPLE SUMMARY

9H25196 : A9H260250

WO #	SAMPLE#	CLIENT SAMPLE ID	SAMPLED DATE	SAMP TIME
LJTCP	001	TB-082509	08/25/09	08:00
LJTCV	002	MRC-MW34B-082509	08/25/09	11:15
LJTDX	003	MRC-MW34A-082509	08/25/09	15:10

NOTE(S):

- The analytical results of the samples listed above are presented on the following pages.
- All calculations are performed before rounding to avoid round-off errors in calculated results.
- Results noted as "ND" were not detected at or above the stated limit.
- This report must not be reproduced, except in full, without the written approval of the laboratory.
- Results for the following parameters are never reported on a dry weight basis: color, corrosivity, density, flashpoint, ignitability, layers, odor, paint filter test, pH, porosity pressure, reactivity, redox potential, specific gravity, spot tests, solids, solubility, temperature, viscosity, and weight.

(Continued on next page)

SAMPLE SUMMARY

9H25196 : A9H270200

WO #	SAMPLE#	CLIENT SAMPLE ID	SAMPLED DATE	SAMP TIME
LJWDE	001	TB-082609	08/26/09	08:00
LJWDQ	002	MRC-MW27A-082609	08/26/09	09:46
LJWD4	003	MRC-MW36A-082609	08/26/09	11:14
LJWD8	004	MRC-MW82A-082609	08/26/09	13:56

NOTE(S):

- The analytical results of the samples listed above are presented on the following pages.
- All calculations are performed before rounding to avoid round-off errors in calculated results.
- Results noted as "ND" were not detected at or above the stated limit.
- This report must not be reproduced, except in full, without the written approval of the laboratory.
- Results for the following parameters are never reported on a dry weight basis: color, corrosivity, density, flashpoint, ignitability, layers, odor, paint filter test, pH, porosity pressure, reactivity, redox potential, specific gravity, spot tests, solids, solubility, temperature, viscosity, and weight.

(Continued on next page)

TestAmerica North Canton

Metals Data Reporting Form

Instrument Detection Limits

Instrument: CVAA-H1 **Units:** ppb

Element	Wavelength	Reporting Limit	IDL	Date of IDL
Mercury	253.700	0.2	0.10	1/13/2009

TestAmerica North Canton

Metals Data Reporting Form

Instrument Detection Limits

Instrument: CVAA-H4 **Units:** ppb

Element	Wavelength	Reporting Limit	IDL	Date of IDL
Mercury	253.700	0.2	0.10	11/17/2008

TestAmerica North Canton

Metals Data Reporting Form

Instrument Detection Limits

Instrument: ICPMS **Units:** ppb

Element	Mass	Reporting Limit	IDL	Date of IDL
Antimony	121	2.0	0.043	9/11/2009
Arsenic	75	5.0	0.12	9/11/2009
Barium	137	1.0	0.033	9/11/2009
Beryllium	9	1.0	0.025	9/11/2009
Cadmium	111	1.0	0.014	9/11/2009
Chromium	52	2.0	0.042	9/11/2009
Cobalt	59	1.0	0.015	9/11/2009
Copper	65	2.0	0.079	9/11/2009
Iron	56	50.0	4.7	9/11/2009
Lead	208	1.0	0.028	9/11/2009
Manganese	55	1.0	0.034	9/11/2009
Molybdenum	95	2.0	0.23	9/11/2009
Nickel	60	2.0	0.048	9/11/2009
Selenium	78	5.0	0.14	9/11/2009
Silver	107	1.0	0.020	9/11/2009
Thallium	205	1.0	0.072	9/11/2009
Vanadium	51	20.0	0.29	9/11/2009
Zinc	66	20.0	0.60	9/11/2009

TestAmerica North Canton

Metals Data Reporting Form

Instrument Detection Limits

Instrument: ICPMS **Units:** ppb

Element	Mass	Reporting Limit	IDL	Date of IDL
Antimony	121	2.0	0.055	6/11/2009
Arsenic	75	5.0	0.21	6/11/2009
Barium	137	1.0	0.052	6/11/2009
Beryllium	9	1.0	0.037	6/11/2009
Cadmium	111	1.0	0.027	6/11/2009
Chromium	52	2.0	0.066	6/11/2009
Cobalt	59	1.0	0.033	6/11/2009
Copper	65	2.0	0.064	6/11/2009
Iron	56	50.0	11.0	6/11/2009
Lead	208	1.0	0.034	6/11/2009
Manganese	55	1.0	0.14	6/11/2009
Molybdenum	95	2.0	0.20	6/11/2009
Nickel	60	2.0	0.10	6/11/2009
Potassium	39	1000.0	17.0	6/11/2009
Selenium	78	5.0	0.14	6/11/2009
Silver	107	1.0	0.033	6/11/2009
Thallium	205	1.0	0.12	6/11/2009
Vanadium	51	20.0	0.60	6/11/2009
Zinc	66	20.0	0.85	6/11/2009

Metals Prep Log/ Batch Summary

Lisa McGall
(e-Signature)

Prep Date: 08/26/09
Due Date: 09/04/09

Lot	Work Order			ICP Weight	ICPMS Weight	Hg Weight
A9H260000 Water	LJQWV	B	Due Date: SDG:		50 mL	100 mL
A9H260000 Water	LJQWV	C	Due Date: SDG:		50 mL	100 mL
A9H250113 Water	LJN5D Total		Due Date: 09/04/09 SDG: 9H25113		50 mL	
A9H250196 Water	LJPW8 Dissolved		Due Date: 09/08/09 SDG: 9H25196		50 mL	100 mL
A9H250196 Water	LJPW8 Total		Due Date: 09/08/09 SDG: 9H25196		50 mL	100 mL
A9H250196 Water	LJPW8 Total	S	Due Date: 09/08/09 SDG: 9H25196		50 mL	100 mL
A9H250196 Water	LJPW8 Total	X	Due Date: 09/08/09 SDG: 9H25196		50 mL	100 mL
A9H250196 Water	LJPXM Dissolved		Due Date: 09/08/09 SDG: 9H25196		50 mL	100 mL
A9H250196 Water	LJPXM Total		Due Date: 09/08/09 SDG: 9H25196		50 mL	100 mL
A9H250196 Water	LJPXQ Dissolved		Due Date: 09/08/09 SDG: 9H25196		50 mL	100 mL
A9H250196 Water	LJPXQ Total		Due Date: 09/08/09 SDG: 9H25196		50 mL	100 mL

LEVEL 2

BLANK AND CHECK STANDARD ON BATCH	X
MS/MSD AND PDS ON BATCH	X
CORRECT SPIKES ADDED	X
SPIKING SOLUTIONS DOCUMENTED ON BATCH LOG	X

Comments:

B-BLANK; C-CHECK SAMPLE; L-CHECK SAMPLE DUPLICATE; P-SERIAL DILUTION; S-MATRIX SPIKE SAMPLE; D-MATRIX SPIKE DUPLICATE SAMPLE

Unless otherwise noted, final volumes are as follows: Soils - 100 mL. Waters - ICP and ICPMS - 50 mL, Hg - 100 mL.

ICPMS ELEMENTS WITHIN THE BATCH:

AG AS BA BE CD CO CR CU FE KX MN MO NI PB SB SE TL VX ZN

Matrix Spike Information:

LJPW8	Hg	ICPMS-1	ICPMS-2

Check Sample Information:

LJQWV	Hg	ICPMS-1	ICPMS-2

Prep Method(s): MCAWW 200.8, SW846 3005A, SW846 7470A

Batch Number: 9239019

Metals Prep Log/ Batch Summary

Lisa McGall
(e-Signature)

Prep Date: 08/27/09
Due Date: 09/08/09

Lot	Work Order			ICP Weight	ICPMS Weight	Hg Weight
A9H270000 Water	LJT88	B	Due Date: SDG:		50 mL	100 mL
A9H270000 Water	LJT88	C	Due Date: SDG:		50 mL	100 mL
A9H260174 Water	LJRGK Dissolved		Due Date: 09/08/09 SDG:	Filter & Preserve	50 mL	
A9H260174 Water	LJRGK Total		Due Date: 09/08/09 SDG:		50 mL	100 mL
A9H260250 Water	LJTCV Dissolved		Due Date: 09/09/09 SDG: 9H25196		50 mL	100 mL
A9H260250 Water	LJTCV Total		Due Date: 09/09/09 SDG: 9H25196		50 mL	100 mL
A9H260250 Water	LJTDX Dissolved		Due Date: 09/09/09 SDG: 9H25196		50 mL	100 mL
A9H260250 Water	LJTDX Total		Due Date: 09/09/09 SDG: 9H25196		50 mL	100 mL
A9H260266 Water	LJTGV Dissolved		Due Date: 09/09/09 SDG: 9H26266		50 mL	100 mL
A9H260266 Water	LJTGV Total		Due Date: 09/09/09 SDG: 9H26266		50 mL	100 mL
A9H260266 Water	LJTGV Total	S	Due Date: 09/09/09 SDG: 9H26266		50 mL	100 mL
A9H260266 Water	LJTGV Total	X	Due Date: 09/09/09 SDG: 9H26266		50 mL	100 mL
A9H260266 Water	LJTG5 Dissolved		Due Date: 09/09/09 SDG: 9H26266		50 mL	100 mL
A9H260266 Water	LJTG5 Total		Due Date: 09/09/09 SDG: 9H26266		50 mL	100 mL
A9H260314 Water	LJT24 Total		Due Date: 09/09/09 SDG:		50 mL	100 mL
A9H260314 Water	LJT25 Total		Due Date: 09/09/09 SDG:		50 mL	100 mL
A9H260314 Water	LJT26 Total		Due Date: 09/09/09 SDG:		50 mL	100 mL
A9H260314 Water	LJT27 Total		Due Date: 09/09/09 SDG:		50 mL	100 mL
A9H260314 Water	LJT28 Total		Due Date: 09/09/09 SDG:		50 mL	100 mL
A9H260314 Water	LJT29 Total		Due Date: 09/09/09 SDG:		50 mL	100 mL
A9H260314 Water	LJT3A Total		Due Date: 09/09/09 SDG:		50 mL	100 mL

Batch Number: 9239019

Metals Prep Log/ Batch Summary

Lisa McGall
(e-Signature)

Prep Date: 08/27/09
Due Date: 09/08/09

Lot	Work Order	ICP Weight	ICPMS Weight	Hg Weight
	LEVEL 2			
	BLANK AND CHECK STANDARD ON BATCH	X		
	MS/MSD AND PDS ON BATCH	X		
	CORRECT SPIKES ADDED	X		
	SPIKING SOLUTIONS DOCUMENTED ON BATCH LOG	X		

Comments:

B-BLANK; C-CHECK SAMPLE; L-CHECK SAMPLE DUPLICATE; P-SERIAL DILUTION; S-MATRIX SPIKE SAMPLE; D-MATRIX SPIKE DUPLICATE SAMPLE

Unless otherwise noted, final volumes are as follows: Soils - 100 mL. Waters - ICP and ICPMS - 50 mL, Hg - 100 mL.

ICPMS ELEMENTS WITHIN THE BATCH:

AG AS BA BE CD CO CR CU FE KX MN MO NI PB SB SE SN TL VX ZN

Matrix Spike Information:

LJTGV	Hg	ICPMS-1	ICPMS-2

Check Sample Information:

LJT88	Hg	ICPMS-1	ICPMS-2

Prep Method(s): MCAWW 200.8, MCAWW 245.1, SW846 3005A, SW846 7470A

Batch Number: 9240619

Metals Prep Log/ Batch Summary

Lisa McGall
(e-Signature)

Prep Date: 08/28/09
Due Date: 09/10/09

Lot	Work Order			ICP Weight	ICPMS Weight	Hg Weight
A9H280000 Water	LJXQ3	B	Due Date: SDG:		50 mL	100 mL
A9H280000 Water	LJXQ3	C	Due Date: SDG:		50 mL	100 mL
A9H270136 Water	LJVQ5 Dissolved		Due Date: 09/10/09 SDG: 9H26266		50 mL	100 mL
A9H270136 Water	LJVQ5 Total		Due Date: 09/10/09 SDG: 9H26266		50 mL	100 mL
A9H270136 Water	LJVQ5 Total	S	Due Date: 09/10/09 SDG: 9H26266		50 mL	100 mL
A9H270136 Water	LJVQ5 Total	X	Due Date: 09/10/09 SDG: 9H26266		50 mL	100 mL
A9H270136 Water	LJVRW Dissolved		Due Date: 09/10/09 SDG: 9H26266		50 mL	100 mL
A9H270136 Water	LJVRW Total		Due Date: 09/10/09 SDG: 9H26266		50 mL	100 mL
A9H270136 Water	LJVR0 Dissolved		Due Date: 09/10/09 SDG: 9H26266		50 mL	100 mL
A9H270136 Water	LJVR0 Total		Due Date: 09/10/09 SDG: 9H26266		50 mL	100 mL
A9H270136 Water	LJVR1 Dissolved		Due Date: 09/10/09 SDG: 9H26266		50 mL	100 mL
A9H270136 Water	LJVR1 Total		Due Date: 09/10/09 SDG: 9H26266		50 mL	100 mL
A9H270136 Water	LJVR2 Dissolved		Due Date: 09/10/09 SDG: 9H26266		50 mL	100 mL
A9H270136 Water	LJVR2 Total		Due Date: 09/10/09 SDG: 9H26266		50 mL	100 mL
A9H270200 Water	LJWDQ Dissolved		Due Date: 09/10/09 SDG: 9H25196		50 mL	100 mL
A9H270200 Water	LJWDQ Total		Due Date: 09/10/09 SDG: 9H25196		50 mL	100 mL
A9H270200 Water	LJWD8 Dissolved		Due Date: 09/10/09 SDG: 9H25196		50 mL	100 mL
A9H270200 Water	LJWD8 Total		Due Date: 09/10/09 SDG: 9H25196		50 mL	100 mL

Batch Number: 9240819

Metals Prep Log/ Batch Summary

Lisa McGall
(e-Signature)

Prep Date: 08/28/09
Due Date: 09/10/09

Lot	Work Order	ICP Weight	ICPMS Weight	Hg Weight
	LEVEL 2			
	BLANK AND CHECK STANDARD ON BATCH	X		
	MS/MSD AND PDS ON BATCH	X		
	CORRECT SPIKES ADDED	X		
	SPIKING SOLUTIONS DOCUMENTED ON BATCH LOG	X		

Comments:

B-BLANK; C-CHECK SAMPLE; L-CHECK SAMPLE DUPLICATE; P-SERIAL DILUTION; S-MATRIX SPIKE SAMPLE; D-MATRIX SPIKE DUPLICATE SAMPLE

Unless otherwise noted, final volumes are as follows: Soils - 100 mL. Waters - ICP and ICPMS - 50 mL, Hg - 100 mL.

ICPMS ELEMENTS WITHIN THE BATCH:

AG AS BA BE CD CO CR CU FE KX MN MO NI PB SB SE TL VX ZN

Matrix Spike Information:

LJVQ5	Hg	ICPMS-1	ICPMS-2

Check Sample Information:

LJXQ3	Hg	ICPMS-1	ICPMS-2

Prep Method(s): SW846 3005A, SW846 7470A

Batch Number: 9243020

Metals Prep Log/ Batch Summary

Lisa McGall
(e-Signature)

Prep Date: 08/31/09
Due Date: 09/10/09

Lot	Work Order			ICP Weight	ICPMS Weight	Hg Weight
A9H310000 Water	LJ3AF	B	Due Date: SDG:		50 mL	100 mL
A9H310000 Water	LJ3AF	C	Due Date: SDG:		50 mL	100 mL
A9H270200 Water	LJWD4 Dissolved		Due Date: 09/10/09 SDG: 9H25196		50 mL	100 mL
A9H270200 Water	LJWD4 Total		Due Date: 09/10/09 SDG: 9H25196		50 mL	100 mL
A9H280125 Water	LJX5T Dissolved		Due Date: 09/11/09 SDG: 9H25196		50 mL	100 mL
A9H280125 Water	LJX5T Total		Due Date: 09/11/09 SDG: 9H25196		50 mL	100 mL
A9H280125 Water	LJX5T Total	S	Due Date: 09/11/09 SDG: 9H25196		50 mL	100 mL
A9H280125 Water	LJX5T Total	X	Due Date: 09/11/09 SDG: 9H25196		50 mL	100 mL
A9H280125 Water	LJX54 Dissolved		Due Date: 09/11/09 SDG: 9H25196		50 mL	100 mL
A9H280125 Water	LJX54 Total		Due Date: 09/11/09 SDG: 9H25196		50 mL	100 mL
A9H280125 Water	LJX58 Dissolved		Due Date: 09/11/09 SDG: 9H25196		50 mL	100 mL
A9H280125 Water	LJX58 Total		Due Date: 09/11/09 SDG: 9H25196		50 mL	100 mL
A9H280125 Water	LJX6A Dissolved		Due Date: 09/11/09 SDG: 9H25196		50 mL	100 mL
A9H280125 Water	LJX6A Total		Due Date: 09/11/09 SDG: 9H25196		50 mL	100 mL
A9H280125 Water	LJX6G Dissolved		Due Date: 09/11/09 SDG: 9H25196		50 mL	100 mL
A9H280125 Water	LJX6G Total		Due Date: 09/11/09 SDG: 9H25196		50 mL	100 mL
A9H280125 Water	LJX6K Dissolved		Due Date: 09/11/09 SDG: 9H25196		50 mL	100 mL
A9H280125 Water	LJX6K Total		Due Date: 09/11/09 SDG: 9H25196		50 mL	100 mL
A9H280127 Water	LJX69 Total		Due Date: 09/11/09 SDG: 9H27126		50 mL	100 mL
A9H280127 Water	LJX7E Total		Due Date: 09/11/09 SDG: 9H27126		50 mL	100 mL
A9H290143 Water	LJ2H4 Dissolved		Due Date: 09/11/09 SDG:	Filter & Preserve	50 mL	
A9H290143 Water	LJ2H4 Total		Due Date: 09/11/09 SDG:		50 mL	100 mL

Batch Number: 9243020

Metals Prep Log/ Batch Summary

Lisa McGall
(e-Signature)

Prep Date: 08/31/09
Due Date: 09/10/09

Lot	Work Order		ICP Weight	ICPMS Weight	Hg Weight
A9H290152 Water	LJ2KH Dissolved	Due Date: 09/11/09 SDG: 9H25196		50 mL	100 mL
A9H290152 Water	LJ2KH Total	Due Date: 09/11/09 SDG: 9H25196		50 mL	100 mL

LEVEL 2

BLANK AND CHECK STANDARD ON BATCH	X
MS/MSD AND PDS ON BATCH	X
CORRECT SPIKES ADDED	X
SPIKING SOLUTIONS DOCUMENTED ON BATCH LOG	X

Comments:

B-BLANK; C-CHECK SAMPLE; L-CHECK SAMPLE DUPLICATE; P-SERIAL DILUTION; S-MATRIX SPIKE SAMPLE; D-MATRIX SPIKE DUPLICATE SAMPLE

Unless otherwise noted, final volumes are as follows: Soils - 100 mL. Waters - ICP and ICPMS - 50 mL, Hg - 100 mL.

ICPMS ELEMENTS WITHIN THE BATCH:

AG AS BA BE CD CO CR CU FE KX MN MO NI PB SB SE SN TL VX ZN

Matrix Spike Information: LJX5T	Hg	ICPMS-1	ICPMS-2
Check Sample Information: LJ3AF	Hg	ICPMS-1	ICPMS-2

Prep Method(s): MCAWW 200.8, MCAWW 245.1, SW846 3005A, SW846 7470A

Batch Number: 9I32010

Metals Prep Log/ Batch Summary

Lisa McGall
(e-Signature)

Prep Date: 09/09/09
Due Date: 09/17/09

Lot	Work Order			ICP Weight	ICPMS Weight	Hg Weight
A9I090000 Water	LKGM1	B	Due Date: SDG:		50 mL	100 mL
A9I090000 Water	LKGM1	C	Due Date: SDG:		50 mL	100 mL
A9I030186 Water	LJ9NG Dissolved		Due Date: 09/17/09 SDG: 9I02192		50 mL	100 mL
A9I030186 Water	LJ9NG Total		Due Date: 09/17/09 SDG: 9I02192		50 mL	100 mL
A9I030186 Water	LJ9NG Total	S	Due Date: 09/17/09 SDG: 9I02192		50 mL	100 mL
A9I030186 Water	LJ9NG Total	X	Due Date: 09/17/09 SDG: 9I02192		50 mL	100 mL
A9I030186 Water	LJ9NV Dissolved		Due Date: 09/17/09 SDG: 9I02192		50 mL	100 mL
A9I030186 Water	LJ9NV Total		Due Date: 09/17/09 SDG: 9I02192		50 mL	100 mL
A9I030186 Water	LJ9N1 Dissolved		Due Date: 09/17/09 SDG: 9I02192		50 mL	100 mL
A9I030186 Water	LJ9N1 Total		Due Date: 09/17/09 SDG: 9I02192		50 mL	100 mL
A9I030186 Water	LJ9N2 Dissolved		Due Date: 09/17/09 SDG: 9I02192		50 mL	100 mL
A9I030186 Water	LJ9N2 Total		Due Date: 09/17/09 SDG: 9I02192		50 mL	100 mL
A9I030186 Water	LJ9N4 Dissolved		Due Date: 09/17/09 SDG: 9I02192		50 mL	100 mL
A9I030186 Water	LJ9N4 Total		Due Date: 09/17/09 SDG: 9I02192		50 mL	100 mL
A9I030186 Water	LJ9N6 Dissolved		Due Date: 09/17/09 SDG: 9I02192		50 mL	100 mL
A9I030186 Water	LJ9N6 Total		Due Date: 09/17/09 SDG: 9I02192		50 mL	100 mL
A9I030309 Water	LKAPV Dissolved		Due Date: 09/17/09 SDG: 9H25196		50 mL	100 mL
A9I030309 Water	LKAPV Total		Due Date: 09/17/09 SDG: 9H25196		50 mL	100 mL
A9I050193 Water	LKE18 Dissolved		Due Date: 09/18/09 SDG: 9I04243		50 mL	100 mL
A9I050193 Water	LKE18 Total		Due Date: 09/18/09 SDG: 9I04243		50 mL	100 mL
A9I050193 Water	LKE2K Dissolved		Due Date: 09/18/09 SDG: 9I04243		50 mL	100 mL
A9I050193 Water	LKE2K Total		Due Date: 09/18/09 SDG: 9I04243		50 mL	100 mL

Batch Number: 9I52010

Metals Prep Log/ Batch Summary

Lisa McGall
(e-Signature)

Prep Date: 09/09/09
Due Date: 09/17/09

Lot	Work Order		ICP Weight	ICPMS Weight	Hg Weight
A9I050193 Water	LKE2P Dissolved	Due Date: 09/18/09 SDG: 9I04243		50 mL	100 mL
A9I050193 Water	LKE2P Total	Due Date: 09/18/09 SDG: 9I04243		50 mL	100 mL

LEVEL 2

BLANK AND CHECK STANDARD ON BATCH	X
MS/MSD AND PDS ON BATCH	X
CORRECT SPIKES ADDED	X
SPIKING SOLUTIONS DOCUMENTED ON BATCH LOG	X

Comments:

B-BLANK; C-CHECK SAMPLE; L-CHECK SAMPLE DUPLICATE; P-SERIAL DILUTION; S-MATRIX SPIKE SAMPLE; D-MATRIX SPIKE DUPLICATE SAMPLE

Unless otherwise noted, final volumes are as follows: Soils - 100 mL. Waters - ICP and ICPMS - 50 mL, Hg - 100 mL.

ICPMS ELEMENTS WITHIN THE BATCH:

AG AS BA BE CD CO CR CU FE MN MO NI PB SB SE TL VX ZN

Matrix Spike Information:

LJ9NG	Hg	ICPMS-1	ICPMS-2

Check Sample Information:

LKGM1	Hg	ICPMS-1	ICPMS-2

Prep Method(s): SW846 3005A, SW846 7470A

METHOD BLANK REPORT

TOTAL Metals

Client Lot #...: 9H25196 Matrix.....: WATER

PARAMETER	RESULT	REPORTING LIMIT	UNITS	METHOD	PREPARATION-ANALYSIS DATE	WORK ORDER #
MB Lot-Sample #: A9H260000-015 Prep Batch #...: 9238015						
Antimony	0.065 B	2.0	ug/L	SW846 6020	08/26-08/31/09	LJQWV1AA
	Dilution Factor: 1					
	Analysis Time..: 11:00	Analyst ID.....: 002260		Instrument ID..: I8		
Arsenic	ND	5.0	ug/L	SW846 6020	08/26-08/31/09	LJQWV1AC
	Dilution Factor: 1					
	Analysis Time..: 11:00	Analyst ID.....: 002260		Instrument ID..: I8		
Barium	0.60 B	1.0	ug/L	SW846 6020	08/26-08/31/09	LJQWV1AD
	Dilution Factor: 1					
	Analysis Time..: 11:00	Analyst ID.....: 002260		Instrument ID..: I8		
Beryllium	ND	1.0	ug/L	SW846 6020	08/26-09/03/09	LJQWV1AE
	Dilution Factor: 1					
	Analysis Time..: 09:38	Analyst ID.....: 002260		Instrument ID..: I8		
Cadmium	ND	1.0	ug/L	SW846 6020	08/26-08/31/09	LJQWV1AF
	Dilution Factor: 1					
	Analysis Time..: 11:00	Analyst ID.....: 002260		Instrument ID..: I8		
Chromium	0.082 B	2.0	ug/L	SW846 6020	08/26-08/31/09	LJQWV1AV
	Dilution Factor: 1					
	Analysis Time..: 11:00	Analyst ID.....: 002260		Instrument ID..: I8		
Cobalt	ND	1.0	ug/L	SW846 6020	08/26-08/31/09	LJQWV1AG
	Dilution Factor: 1					
	Analysis Time..: 11:00	Analyst ID.....: 002260		Instrument ID..: I8		
Copper	0.43 B	2.0	ug/L	SW846 6020	08/26-08/31/09	LJQWV1AH
	Dilution Factor: 1					
	Analysis Time..: 11:00	Analyst ID.....: 002260		Instrument ID..: I8		
Iron	29.2 B	50.0	ug/L	SW846 6020	08/26-08/31/09	LJQWV1AJ
	Dilution Factor: 1					
	Analysis Time..: 11:00	Analyst ID.....: 002260		Instrument ID..: I8		
Lead	0.056 B	1.0	ug/L	SW846 6020	08/26-08/31/09	LJQWV1AK
	Dilution Factor: 1					
	Analysis Time..: 11:00	Analyst ID.....: 002260		Instrument ID..: I8		
Manganese	0.54 B	1.0	ug/L	SW846 6020	08/26-08/31/09	LJQWV1AL
	Dilution Factor: 1					
	Analysis Time..: 11:00	Analyst ID.....: 002260		Instrument ID..: I8		

(Continued on next page)

METHOD BLANK REPORT

TOTAL Metals

Client Lot #...: 9H25196 Matrix.....: WATER

PARAMETER	RESULT	REPORTING LIMIT	UNITS	METHOD	PREPARATION-ANALYSIS DATE	WORK ORDER #
Molybdenum	ND	2.0	ug/L	SW846 6020	08/26-08/31/09	LJQWV1AM
		Dilution Factor: 1				
		Analysis Time..: 11:00		Analyst ID.....: 002260	Instrument ID..: I8	
Nickel	**0.18 B**	**2.0**	**ug/L**	**SW846 6020**	**08/26-08/31/09**	**LJQWV1AN**
		Dilution Factor: 1				
		Analysis Time..: 11:00		Analyst ID.....: 002260	Instrument ID..: I8	
Potassium	**90.8 B**	**1000**	**ug/L**	**SW846 6020**	**08/26-09/03/09**	**LJQWV1AX**
		Dilution Factor: 1				
		Analysis Time..: 09:38		Analyst ID.....: 002260	Instrument ID..: I8	
Selenium	ND	5.0	ug/L	SW846 6020	08/26-08/31/09	LJQWV1AP
		Dilution Factor: 1				
		Analysis Time..: 11:00		Analyst ID.....: 002260	Instrument ID..: I8	
Silver	ND	1.0	ug/L	SW846 6020	08/26-08/31/09	LJQWV1AQ
		Dilution Factor: 1				
		Analysis Time..: 11:00		Analyst ID.....: 002260	Instrument ID..: I8	
Thallium	ND	1.0	ug/L	SW846 6020	08/26-08/31/09	LJQWV1AR
		Dilution Factor: 1				
		Analysis Time..: 11:00		Analyst ID.....: 002260	Instrument ID..: I8	
Vanadium	ND	20.0	ug/L	SW846 6020	08/26-08/31/09	LJQWV1AT
		Dilution Factor: 1				
		Analysis Time..: 11:00		Analyst ID.....: 002260	Instrument ID..: I8	
Zinc	**5.3 B**	**20.0**	**ug/L**	**SW846 6020**	**08/26-08/31/09**	**LJQWV1AU**
		Dilution Factor: 1				
		Analysis Time..: 11:00		Analyst ID.....: 002260	Instrument ID..: I8	
Mercury	ND	0.20	ug/L	SW846 7470A	08/26/09	LJQWV1AW
		Dilution Factor: 1				
		Analysis Time..: 12:23		Analyst ID.....: 001576	Instrument ID..: H4	

MB Lot-Sample #: A9H270000-019 Prep Batch #...: 9239019

Antimony	**0.10 B**	**2.0**	**ug/L**	**SW846 6020**	**08/27-09/03/09**	**LJT881AA**
		Dilution Factor: 1				
		Analysis Time..: 15:54		Analyst ID.....: 002260	Instrument ID..: I8	
Arsenic	ND	5.0	ug/L	SW846 6020	08/27-09/03/09	LJT881AC
		Dilution Factor: 1				
		Analysis Time..: 15:54		Analyst ID.....: 002260	Instrument ID..: I8	

(Continued on next page)

METHOD BLANK REPORT

TOTAL Metals

Client Lot #...: 9H25196 Matrix.....: WATER

PARAMETER	RESULT	REPORTING LIMIT	UNITS	METHOD	PREPARATION-ANALYSIS DATE	WORK ORDER #
Barium	0.96 B	1.0	ug/L	SW846 6020	08/27-09/03/09	LJT881AD
		Dilution Factor: 1				
		Analysis Time..: 15:54		Analyst ID.....: 002260	Instrument ID..: I8	
Beryllium	ND	1.0	ug/L	SW846 6020	08/27-09/03/09	LJT881AE
		Dilution Factor: 1				
		Analysis Time..: 15:54		Analyst ID.....: 002260	Instrument ID..: I8	
Cadmium	ND	1.0	ug/L	SW846 6020	08/27-09/03/09	LJT881AF
		Dilution Factor: 1				
		Analysis Time..: 15:54		Analyst ID.....: 002260	Instrument ID..: I8	
Chromium	0.53 B	2.0	ug/L	SW846 6020	08/27-09/03/09	LJT881AV
		Dilution Factor: 1				
		Analysis Time..: 15:54		Analyst ID.....: 002260	Instrument ID..: I8	
Cobalt	ND	1.0	ug/L	SW846 6020	08/27-09/03/09	LJT881AG
		Dilution Factor: 1				
		Analysis Time..: 15:54		Analyst ID.....: 002260	Instrument ID..: I8	
Copper	0.80 B	2.0	ug/L	SW846 6020	08/27-09/03/09	LJT881AH
		Dilution Factor: 1				
		Analysis Time..: 15:54		Analyst ID.....: 002260	Instrument ID..: I8	
Iron	24.7 B	50.0	ug/L	SW846 6020	08/27-09/03/09	LJT881AJ
		Dilution Factor: 1				
		Analysis Time..: 15:54		Analyst ID.....: 002260	Instrument ID..: I8	
Lead	0.068 B	1.0	ug/L	SW846 6020	08/27-09/03/09	LJT881AK
		Dilution Factor: 1				
		Analysis Time..: 15:54		Analyst ID.....: 002260	Instrument ID..: I8	
Manganese	0.80 B	1.0	ug/L	SW846 6020	08/27-09/03/09	LJT881AL
		Dilution Factor: 1				
		Analysis Time..: 15:54		Analyst ID.....: 002260	Instrument ID..: I8	
Molybdenum	ND	2.0	ug/L	SW846 6020	08/27-09/03/09	LJT881AM
		Dilution Factor: 1				
		Analysis Time..: 15:54		Analyst ID.....: 002260	Instrument ID..: I8	
Nickel	0.21 B	2.0	ug/L	SW846 6020	08/27-09/03/09	LJT881AN
		Dilution Factor: 1				
		Analysis Time..: 15:54		Analyst ID.....: 002260	Instrument ID..: I8	
Potassium	62.0 B	1000	ug/L	SW846 6020	08/27-09/03/09	LJT881FP
		Dilution Factor: 1				
		Analysis Time..: 15:54		Analyst ID.....: 002260	Instrument ID..: I8	

(Continued on next page)

METHOD BLANK REPORT

TOTAL Metals

Client Lot #...: 9H25196 **Matrix.....:** WATER

PARAMETER	RESULT	REPORTING LIMIT	UNITS	METHOD	PREPARATION-ANALYSIS DATE	WORK ORDER #
Selenium	ND	5.0	ug/L	SW846 6020	08/27-09/03/09	LJT881AP
		Dilution Factor: 1				
		Analysis Time..: 15:54		Analyst ID.....: 002260	Instrument ID..: I8	
Silver	ND	1.0	ug/L	SW846 6020	08/27-09/03/09	LJT881AQ
		Dilution Factor: 1				
		Analysis Time..: 15:54		Analyst ID.....: 002260	Instrument ID..: I8	
Thallium	ND	1.0	ug/L	SW846 6020	08/27-09/03/09	LJT881AR
		Dilution Factor: 1				
		Analysis Time..: 15:54		Analyst ID.....: 002260	Instrument ID..: I8	
Vanadium	ND	20.0	ug/L	SW846 6020	08/27-09/03/09	LJT881AT
		Dilution Factor: 1				
		Analysis Time..: 15:54		Analyst ID.....: 002260	Instrument ID..: I8	
Zinc	**6.0 B**	**20.0**	**ug/L**	**SW846 6020**	**08/27-09/03/09**	**LJT881AU**
		Dilution Factor: 1				
		Analysis Time..: 15:54		Analyst ID.....: 002260	Instrument ID..: I8	
Mercury	ND	0.20	ug/L	SW846 7470A	08/27-08/28/09	LJT881AW
		Dilution Factor: 1				
		Analysis Time..: 12:26		Analyst ID.....: 001576	Instrument ID..: H1	

MB Lot-Sample #: A9H280000-019 **Prep Batch #...:** 9240019

Antimony	ND	2.0	ug/L	SW846 6020	08/28-09/04/09	LJXQ31AA
		Dilution Factor: 1				
		Analysis Time..: 19:47		Analyst ID.....: 002260	Instrument ID..: I8	
Arsenic	ND	5.0	ug/L	SW846 6020	08/28-09/04/09	LJXQ31AC
		Dilution Factor: 1				
		Analysis Time..: 19:47		Analyst ID.....: 002260	Instrument ID..: I8	
Barium	**0.60 B**	**1.0**	**ug/L**	**SW846 6020**	**08/28-09/04/09**	**LJXQ31AD**
		Dilution Factor: 1				
		Analysis Time..: 19:47		Analyst ID.....: 002260	Instrument ID..: I8	
Beryllium	ND	1.0	ug/L	SW846 6020	08/28-09/04/09	LJXQ31AE
		Dilution Factor: 1				
		Analysis Time..: 19:47		Analyst ID.....: 002260	Instrument ID..: I8	
Cadmium	ND	1.0	ug/L	SW846 6020	08/28-09/04/09	LJXQ31AF
		Dilution Factor: 1				
		Analysis Time..: 19:47		Analyst ID.....: 002260	Instrument ID..: I8	

(Continued on next page)

METHOD BLANK REPORT

TOTAL Metals

Client Lot #...: 9H25196 **Matrix.....:** WATER

PARAMETER	RESULT	REPORTING LIMIT	UNITS	METHOD	PREPARATION-ANALYSIS DATE	WORK ORDER #
Chromium	0.37 B	2.0	ug/L	SW846 6020	08/28-09/04/09	LJXQ31AV
		Dilution Factor: 1				
		Analysis Time..: 19:47		Analyst ID.....: 002260	Instrument ID..: I8	
Cobalt	ND	1.0	ug/L	SW846 6020	08/28-09/04/09	LJXQ31AG
		Dilution Factor: 1				
		Analysis Time..: 19:47		Analyst ID.....: 002260	Instrument ID..: I8	
Copper	0.39 B	2.0	ug/L	SW846 6020	08/28-09/04/09	LJXQ31AH
		Dilution Factor: 1				
		Analysis Time..: 19:47		Analyst ID.....: 002260	Instrument ID..: I8	
Iron	26.2 B	50.0	ug/L	SW846 6020	08/28-09/04/09	LJXQ31AJ
		Dilution Factor: 1				
		Analysis Time..: 19:47		Analyst ID.....: 002260	Instrument ID..: I8	
Lead	0.28 B	1.0	ug/L	SW846 6020	08/28-09/04/09	LJXQ31AK
		Dilution Factor: 1				
		Analysis Time..: 19:47		Analyst ID.....: 002260	Instrument ID..: I8	
Manganese	0.70 B	1.0	ug/L	SW846 6020	08/28-09/04/09	LJXQ31AL
		Dilution Factor: 1				
		Analysis Time..: 19:47		Analyst ID.....: 002260	Instrument ID..: I8	
Molybdenum	ND	2.0	ug/L	SW846 6020	08/28-09/04/09	LJXQ31AM
		Dilution Factor: 1				
		Analysis Time..: 19:47		Analyst ID.....: 002260	Instrument ID..: I8	
Nickel	ND	2.0	ug/L	SW846 6020	08/28-09/04/09	LJXQ31AN
		Dilution Factor: 1				
		Analysis Time..: 19:47		Analyst ID.....: 002260	Instrument ID..: I8	
Potassium	ND	1000	ug/L	SW846 6020	08/28-09/04/09	LJXQ31C7
		Dilution Factor: 1				
		Analysis Time..: 19:47		Analyst ID.....: 002260	Instrument ID..: I8	
Selenium	ND	5.0	ug/L	SW846 6020	08/28-09/04/09	LJXQ31AP
		Dilution Factor: 1				
		Analysis Time..: 19:47		Analyst ID.....: 002260	Instrument ID..: I8	
Silver	ND	1.0	ug/L	SW846 6020	08/28-09/04/09	LJXQ31AQ
		Dilution Factor: 1				
		Analysis Time..: 19:47		Analyst ID.....: 002260	Instrument ID..: I8	
Thallium	ND	1.0	ug/L	SW846 6020	08/28-09/04/09	LJXQ31AR
		Dilution Factor: 1				
		Analysis Time..: 19:47		Analyst ID.....: 002260	Instrument ID..: I8	

(Continued on next page)

METHOD BLANK REPORT

TOTAL Metals

Client Lot #...: 9H25196 **Matrix.....:** WATER

PARAMETER	RESULT	REPORTING LIMIT	UNITS	METHOD	PREPARATION-ANALYSIS DATE	WORK ORDER #
Vanadium	ND	20.0	ug/L	SW846 6020	08/28-09/04/09	LJXQ31AT
		Dilution Factor: 1				
		Analysis Time..: 19:47		Analyst ID.....: 002260	Instrument ID..: I8	
Zinc	**8.1 B**	**20.0**	**ug/L**	**SW846 6020**	**08/28-09/04/09**	**LJXQ31AU**
		Dilution Factor: 1				
		Analysis Time..: 19:47		Analyst ID.....: 002260	Instrument ID..: I8	
Mercury	ND	0.20	ug/L	SW846 7470A	08/28/09	LJXQ31AW
		Dilution Factor: 1				
		Analysis Time..: 16:35		Analyst ID.....: 001576	Instrument ID..: H1	

MB Lot-Sample #: A9H310000-020 **Prep Batch #...:** 9243020

Antimony	ND	2.0	ug/L	SW846 6020	08/31-09/04/09	LJ3AF1AA
		Dilution Factor: 1				
		Analysis Time..: 21:30		Analyst ID.....: 002260	Instrument ID..: I8	
Arsenic	ND	5.0	ug/L	SW846 6020	08/31-09/04/09	LJ3AF1AC
		Dilution Factor: 1				
		Analysis Time..: 21:30		Analyst ID.....: 002260	Instrument ID..: I8	
Barium	**0.89 B**	**1.0**	**ug/L**	**SW846 6020**	**08/31-09/04/09**	**LJ3AF1AD**
		Dilution Factor: 1				
		Analysis Time..: 21:30		Analyst ID.....: 002260	Instrument ID..: I8	
Beryllium	ND	1.0	ug/L	SW846 6020	08/31-09/04/09	LJ3AF1AE
		Dilution Factor: 1				
		Analysis Time..: 21:30		Analyst ID.....: 002260	Instrument ID..: I8	
Cadmium	ND	1.0	ug/L	SW846 6020	08/31-09/04/09	LJ3AF1AF
		Dilution Factor: 1				
		Analysis Time..: 21:30		Analyst ID.....: 002260	Instrument ID..: I8	
Chromium	**0.52 B**	**2.0**	**ug/L**	**SW846 6020**	**08/31-09/04/09**	**LJ3AF1AV**
		Dilution Factor: 1				
		Analysis Time..: 21:30		Analyst ID.....: 002260	Instrument ID..: I8	
Cobalt	ND	1.0	ug/L	SW846 6020	08/31-09/04/09	LJ3AF1AG
		Dilution Factor: 1				
		Analysis Time..: 21:30		Analyst ID.....: 002260	Instrument ID..: I8	
Copper	**0.81 B**	**2.0**	**ug/L**	**SW846 6020**	**08/31-09/04/09**	**LJ3AF1AH**
		Dilution Factor: 1				
		Analysis Time..: 21:30		Analyst ID.....: 002260	Instrument ID..: I8	

(Continued on next page)

METHOD BLANK REPORT

TOTAL Metals

Client Lot #...: 9H25196 Matrix.....: WATER

PARAMETER	RESULT	REPORTING LIMIT	UNITS	METHOD	PREPARATION-ANALYSIS DATE	WORK ORDER #
Iron	29.8 B	50.0	ug/L	SW846 6020	08/31-09/04/09	LJ3AF1AJ
		Dilution Factor: 1				
		Analysis Time..: 21:30		Analyst ID.....: 002260	Instrument ID..: I8	
Lead	0.062 B	1.0	ug/L	SW846 6020	08/31-09/04/09	LJ3AF1AK
		Dilution Factor: 1				
		Analysis Time..: 21:30		Analyst ID.....: 002260	Instrument ID..: I8	
Manganese	0.81 B	1.0	ug/L	SW846 6020	08/31-09/08/09	LJ3AF1AL
		Dilution Factor: 1				
		Analysis Time..: 16:07		Analyst ID.....: 002260	Instrument ID..: I8	
Molybdenum	ND	2.0	ug/L	SW846 6020	08/31-09/04/09	LJ3AF1AM
		Dilution Factor: 1				
		Analysis Time..: 21:30		Analyst ID.....: 002260	Instrument ID..: I8	
Nickel	0.26 B	2.0	ug/L	SW846 6020	08/31-09/04/09	LJ3AF1AN
		Dilution Factor: 1				
		Analysis Time..: 21:30		Analyst ID.....: 002260	Instrument ID..: I8	
Potassium	24.9 B	1000	ug/L	SW846 6020	08/31-09/10/09	LJ3AF1AX
		Dilution Factor: 1				
		Analysis Time..: 15:56		Analyst ID.....: 002260	Instrument ID..: I8	
Selenium	ND	5.0	ug/L	SW846 6020	08/31-09/04/09	LJ3AF1AP
		Dilution Factor: 1				
		Analysis Time..: 21:30		Analyst ID.....: 002260	Instrument ID..: I8	
Silver	ND	1.0	ug/L	SW846 6020	08/31-09/04/09	LJ3AF1AQ
		Dilution Factor: 1				
		Analysis Time..: 21:30		Analyst ID.....: 002260	Instrument ID..: I8	
Thallium	ND	1.0	ug/L	SW846 6020	08/31-09/04/09	LJ3AF1AR
		Dilution Factor: 1				
		Analysis Time..: 21:30		Analyst ID.....: 002260	Instrument ID..: I8	
Vanadium	ND	20.0	ug/L	SW846 6020	08/31-09/04/09	LJ3AF1AT
		Dilution Factor: 1				
		Analysis Time..: 21:30		Analyst ID.....: 002260	Instrument ID..: I8	
Zinc	9.5 B	20.0	ug/L	SW846 6020	08/31-09/04/09	LJ3AF1AU
		Dilution Factor: 1				
		Analysis Time..: 21:30		Analyst ID.....: 002260	Instrument ID..: I8	
Mercury	ND	0.20	ug/L	SW846 7470A	08/31-09/01/09	LJ3AF1AW
		Dilution Factor: 1				
		Analysis Time..: 13:12		Analyst ID.....: 001576	Instrument ID..: H1	

(Continued on next page)

METHOD BLANK REPORT

TOTAL Metals

Client Lot #...: 9H25196 **Matrix.....:** WATER

PARAMETER	RESULT	REPORTING LIMIT	UNITS	METHOD	PREPARATION-ANALYSIS DATE	WORK ORDER #
MB Lot-Sample #: A9I090000-016 **Prep Batch #...:** 9252016						
Antimony	ND	2.0	ug/L	SW846 6020	09/09-09/15/09	LKGM11AA
		Dilution Factor: 1				
		Analysis Time..: 23:44		Analyst ID.....: 002260	Instrument ID..: I8	
Arsenic	ND	5.0	ug/L	SW846 6020	09/09-09/15/09	LKGM11AC
		Dilution Factor: 1				
		Analysis Time..: 23:44		Analyst ID.....: 002260	Instrument ID..: I8	
Barium	0.42 B	1.0	ug/L	SW846 6020	09/09-09/15/09	LKGM11AD
		Dilution Factor: 1				
		Analysis Time..: 23:44		Analyst ID.....: 002260	Instrument ID..: I8	
Beryllium	ND	1.0	ug/L	SW846 6020	09/09-09/15/09	LKGM11AE
		Dilution Factor: 1				
		Analysis Time..: 23:44		Analyst ID.....: 002260	Instrument ID..: I8	
Cadmium	ND	1.0	ug/L	SW846 6020	09/09-09/15/09	LKGM11AF
		Dilution Factor: 1				
		Analysis Time..: 23:44		Analyst ID.....: 002260	Instrument ID..: I8	
Chromium	0.25 B	2.0	ug/L	SW846 6020	09/09-09/15/09	LKGM11AV
		Dilution Factor: 1				
		Analysis Time..: 23:44		Analyst ID.....: 002260	Instrument ID..: I8	
Cobalt	ND	1.0	ug/L	SW846 6020	09/09-09/15/09	LKGM11AG
		Dilution Factor: 1				
		Analysis Time..: 23:44		Analyst ID.....: 002260	Instrument ID..: I8	
Copper	0.43 B	2.0	ug/L	SW846 6020	09/09-09/15/09	LKGM11AH
		Dilution Factor: 1				
		Analysis Time..: 23:44		Analyst ID.....: 002260	Instrument ID..: I8	
Iron	25.9 B	50.0	ug/L	SW846 6020	09/09-09/15/09	LKGM11AJ
		Dilution Factor: 1				
		Analysis Time..: 23:44		Analyst ID.....: 002260	Instrument ID..: I8	
Lead	ND	1.0	ug/L	SW846 6020	09/09-09/15/09	LKGM11AK
		Dilution Factor: 1				
		Analysis Time..: 23:44		Analyst ID.....: 002260	Instrument ID..: I8	
Manganese	0.80 B	1.0	ug/L	SW846 6020	09/09-09/16/09	LKGM11AL
		Dilution Factor: 1				
		Analysis Time..: 11:18		Analyst ID.....: 002260	Instrument ID..: I8	

(Continued on next page)

METHOD BLANK REPORT

TOTAL Metals

Client Lot #...: 9H25196 **Matrix.....:** WATER

PARAMETER	RESULT	REPORTING LIMIT	UNITS	METHOD	PREPARATION-ANALYSIS DATE	WORK ORDER #
Molybdenum	ND	2.0	ug/L	SW846 6020	09/09-09/15/09	LKGM11AM
		Dilution Factor: 1				
		Analysis Time..: 23:44		Analyst ID.....: 002260	Instrument ID..: I8	
Nickel	ND	2.0	ug/L	SW846 6020	09/09-09/15/09	LKGM11AN
		Dilution Factor: 1				
		Analysis Time..: 23:44		Analyst ID.....: 002260	Instrument ID..: I8	
Selenium	ND	5.0	ug/L	SW846 6020	09/09-09/15/09	LKGM11AP
		Dilution Factor: 1				
		Analysis Time..: 23:44		Analyst ID.....: 002260	Instrument ID..: I8	
Silver	ND	1.0	ug/L	SW846 6020	09/09-09/15/09	LKGM11AQ
		Dilution Factor: 1				
		Analysis Time..: 23:44		Analyst ID.....: 002260	Instrument ID..: I8	
Thallium	ND	1.0	ug/L	SW846 6020	09/09-09/15/09	LKGM11AR
		Dilution Factor: 1				
		Analysis Time..: 23:44		Analyst ID.....: 002260	Instrument ID..: I8	
Vanadium	ND	20.0	ug/L	SW846 6020	09/09-09/15/09	LKGM11AT
		Dilution Factor: 1				
		Analysis Time..: 23:44		Analyst ID.....: 002260	Instrument ID..: I8	
Zinc	**5.4 B**	**20.0**	**ug/L**	**SW846 6020**	**09/09-09/15/09**	**LKGM11AU**
		Dilution Factor: 1				
		Analysis Time..: 23:44		Analyst ID.....: 002260	Instrument ID..: I8	
Mercury	ND	0.20	ug/L	SW846 7470A	09/09-09/10/09	LKGM11AW
		Dilution Factor: 1				
		Analysis Time..: 14:41		Analyst ID.....: 001576	Instrument ID..: H4	

NOTE(S):

Calculations are performed before rounding to avoid round-off errors in calculated results.

B Estimated result. Result is less than RL.

METHOD BLANK REPORT

DISSOLVED Metals

Client Lot #...: 9H25196 **Matrix.....:** WATER

PARAMETER	RESULT	REPORTING LIMIT	UNITS	METHOD	PREPARATION-ANALYSIS DATE	WORK ORDER #
MB Lot-Sample #: A9H260000-015 **Prep Batch #...:** 9238015						
Antimony	0.065 B	2.0	ug/L	SW846 6020	08/26-08/31/09	LJQWV1CN
		Dilution Factor: 1				
		Analysis Time..: 11:00		Analyst ID.....: 002260	Instrument ID..: I8	
Arsenic	ND	5.0	ug/L	SW846 6020	08/26-08/31/09	LJQWV1CP
		Dilution Factor: 1				
		Analysis Time..: 11:00		Analyst ID.....: 002260	Instrument ID..: I8	
Barium	0.60 B	1.0	ug/L	SW846 6020	08/26-08/31/09	LJQWV1CQ
		Dilution Factor: 1				
		Analysis Time..: 11:00		Analyst ID.....: 002260	Instrument ID..: I8	
Beryllium	ND	1.0	ug/L	SW846 6020	08/26-09/03/09	LJQWV1CR
		Dilution Factor: 1				
		Analysis Time..: 09:38		Analyst ID.....: 002260	Instrument ID..: I8	
Cadmium	ND	1.0	ug/L	SW846 6020	08/26-08/31/09	LJQWV1CT
		Dilution Factor: 1				
		Analysis Time..: 11:00		Analyst ID.....: 002260	Instrument ID..: I8	
Chromium	0.082 B	2.0	ug/L	SW846 6020	08/26-08/31/09	LJQWV1C8
		Dilution Factor: 1				
		Analysis Time..: 11:00		Analyst ID.....: 002260	Instrument ID..: I8	
Cobalt	ND	1.0	ug/L	SW846 6020	08/26-08/31/09	LJQWV1CU
		Dilution Factor: 1				
		Analysis Time..: 11:00		Analyst ID.....: 002260	Instrument ID..: I8	
Copper	0.43 B	2.0	ug/L	SW846 6020	08/26-08/31/09	LJQWV1CV
		Dilution Factor: 1				
		Analysis Time..: 11:00		Analyst ID.....: 002260	Instrument ID..: I8	
Iron	29.2 B	50.0	ug/L	SW846 6020	08/26-08/31/09	LJQWV1CW
		Dilution Factor: 1				
		Analysis Time..: 11:00		Analyst ID.....: 002260	Instrument ID..: I8	
Lead	0.056 B	1.0	ug/L	SW846 6020	08/26-08/31/09	LJQWV1CX
		Dilution Factor: 1				
		Analysis Time..: 11:00		Analyst ID.....: 002260	Instrument ID..: I8	
Manganese	0.54 B	1.0	ug/L	SW846 6020	08/26-08/31/09	LJQWV1C0
		Dilution Factor: 1				
		Analysis Time..: 11:00		Analyst ID.....: 002260	Instrument ID..: I8	

(Continued on next page)

METHOD BLANK REPORT

DISSOLVED Metals

Client Lot #...: 9H25196 **Matrix.....:** WATER

PARAMETER	RESULT	REPORTING LIMIT	UNITS	METHOD	PREPARATION-ANALYSIS DATE	WORK ORDER #
Molybdenum	ND	2.0	ug/L	SW846 6020	08/26-08/31/09	LJQWV1C1
		Dilution Factor: 1				
		Analysis Time..: 11:00		Analyst ID.....: 002260	Instrument ID..: I8	
Nickel	**0.18 B**	**2.0**	**ug/L**	**SW846 6020**	**08/26-08/31/09**	**LJQWV1C2**
		Dilution Factor: 1				
		Analysis Time..: 11:00		Analyst ID.....: 002260	Instrument ID..: I8	
Selenium	ND	5.0	ug/L	SW846 6020	08/26-08/31/09	LJQWV1C3
		Dilution Factor: 1				
		Analysis Time..: 11:00		Analyst ID.....: 002260	Instrument ID..: I8	
Silver	ND	1.0	ug/L	SW846 6020	08/26-08/31/09	LJQWV1C4
		Dilution Factor: 1				
		Analysis Time..: 11:00		Analyst ID.....: 002260	Instrument ID..: I8	
Thallium	ND	1.0	ug/L	SW846 6020	08/26-08/31/09	LJQWV1C5
		Dilution Factor: 1				
		Analysis Time..: 11:00		Analyst ID.....: 002260	Instrument ID..: I8	
Vanadium	ND	20.0	ug/L	SW846 6020	08/26-08/31/09	LJQWV1C6
		Dilution Factor: 1				
		Analysis Time..: 11:00		Analyst ID.....: 002260	Instrument ID..: I8	
Zinc	**5.3 B**	**20.0**	**ug/L**	**SW846 6020**	**08/26-08/31/09**	**LJQWV1C7**
		Dilution Factor: 1				
		Analysis Time..: 11:00		Analyst ID.....: 002260	Instrument ID..: I8	
Mercury	ND	0.20	ug/L	SW846 7470A	08/26/09	LJQWV1C9
		Dilution Factor: 1				
		Analysis Time..: 12:23		Analyst ID.....: 001576	Instrument ID..: H4	

MB Lot-Sample #: A9H270000-019 **Prep Batch #...:** 9239019

Antimony	**0.10 B**	**2.0**	**ug/L**	**SW846 6020**	**08/27-09/03/09**	**LJT881CW**
		Dilution Factor: 1				
		Analysis Time..: 15:54		Analyst ID.....: 002260	Instrument ID..: I8	
Arsenic	ND	5.0	ug/L	SW846 6020	08/27-09/03/09	LJT881CX
		Dilution Factor: 1				
		Analysis Time..: 15:54		Analyst ID.....: 002260	Instrument ID..: I8	
Barium	**0.96 B**	**1.0**	**ug/L**	**SW846 6020**	**08/27-09/03/09**	**LJT881C0**
		Dilution Factor: 1				
		Analysis Time..: 15:54		Analyst ID.....: 002260	Instrument ID..: I8	

(Continued on next page)

METHOD BLANK REPORT

DISSOLVED Metals

Client Lot #...: 9H25196 **Matrix.....:** WATER

PARAMETER	RESULT	REPORTING LIMIT	UNITS	METHOD	PREPARATION-ANALYSIS DATE	WORK ORDER #
Beryllium	ND	1.0	ug/L	SW846 6020	08/27-09/03/09	LJT881C1
		Dilution Factor: 1				
		Analysis Time..: 15:54		Analyst ID.....: 002260	Instrument ID..: I8	
Cadmium	ND	1.0	ug/L	SW846 6020	08/27-09/03/09	LJT881C2
		Dilution Factor: 1				
		Analysis Time..: 15:54		Analyst ID.....: 002260	Instrument ID..: I8	
Chromium	0.53 B	2.0	ug/L	SW846 6020	08/27-09/03/09	LJT881DG
		Dilution Factor: 1				
		Analysis Time..: 15:54		Analyst ID.....: 002260	Instrument ID..: I8	
Cobalt	ND	1.0	ug/L	SW846 6020	08/27-09/03/09	LJT881C3
		Dilution Factor: 1				
		Analysis Time..: 15:54		Analyst ID.....: 002260	Instrument ID..: I8	
Copper	0.80 B	2.0	ug/L	SW846 6020	08/27-09/03/09	LJT881C4
		Dilution Factor: 1				
		Analysis Time..: 15:54		Analyst ID.....: 002260	Instrument ID..: I8	
Iron	24.7 B	50.0	ug/L	SW846 6020	08/27-09/03/09	LJT881C5
		Dilution Factor: 1				
		Analysis Time..: 15:54		Analyst ID.....: 002260	Instrument ID..: I8	
Lead	0.068 B	1.0	ug/L	SW846 6020	08/27-09/03/09	LJT881C6
		Dilution Factor: 1				
		Analysis Time..: 15:54		Analyst ID.....: 002260	Instrument ID..: I8	
Manganese	0.80 B	1.0	ug/L	SW846 6020	08/27-09/03/09	LJT881C7
		Dilution Factor: 1				
		Analysis Time..: 15:54		Analyst ID.....: 002260	Instrument ID..: I8	
Molybdenum	ND	2.0	ug/L	SW846 6020	08/27-09/03/09	LJT881C8
		Dilution Factor: 1				
		Analysis Time..: 15:54		Analyst ID.....: 002260	Instrument ID..: I8	
Nickel	0.21 B	2.0	ug/L	SW846 6020	08/27-09/03/09	LJT881C9
		Dilution Factor: 1				
		Analysis Time..: 15:54		Analyst ID.....: 002260	Instrument ID..: I8	
Selenium	ND	5.0	ug/L	SW846 6020	08/27-09/03/09	LJT881DA
		Dilution Factor: 1				
		Analysis Time..: 15:54		Analyst ID.....: 002260	Instrument ID..: I8	
Silver	ND	1.0	ug/L	SW846 6020	08/27-09/03/09	LJT881DC
		Dilution Factor: 1				
		Analysis Time..: 15:54		Analyst ID.....: 002260	Instrument ID..: I8	

(Continued on next page)

METHOD BLANK REPORT

DISSOLVED Metals

Client Lot #...: 9H25196 Matrix.....: WATER

PARAMETER	RESULT	REPORTING LIMIT	UNITS	METHOD	PREPARATION-ANALYSIS DATE	WORK ORDER #
Thallium	ND	1.0	ug/L	SW846 6020	08/27-09/03/09	LJT881DD
		Dilution Factor: 1				
		Analysis Time..: 15:54		Analyst ID.....: 002260	Instrument ID..: I8	
Vanadium	ND	20.0	ug/L	SW846 6020	08/27-09/03/09	LJT881DE
		Dilution Factor: 1				
		Analysis Time..: 15:54		Analyst ID.....: 002260	Instrument ID..: I8	
Zinc	6.0 B	**20.0**	**ug/L**	**SW846 6020**	**08/27-09/03/09**	**LJT881DF**
		Dilution Factor: 1				
		Analysis Time..: 15:54		Analyst ID.....: 002260	Instrument ID..: I8	
Mercury	ND	0.20	ug/L	SW846 7470A	08/27-08/28/09	LJT881DH
		Dilution Factor: 1				
		Analysis Time..: 12:26		Analyst ID.....: 001576	Instrument ID..: H1	

MB Lot-Sample #: A9H280000-019 **Prep Batch #...:** 9240019

Antimony	ND	2.0	ug/L	SW846 6020	08/28-09/04/09	LJXQ31CK
		Dilution Factor: 1				
		Analysis Time..: 19:47		Analyst ID.....: 002260	Instrument ID..: I8	
Arsenic	ND	5.0	ug/L	SW846 6020	08/28-09/04/09	LJXQ31CL
		Dilution Factor: 1				
		Analysis Time..: 19:47		Analyst ID.....: 002260	Instrument ID..: I8	
Barium	0.60 B	**1.0**	**ug/L**	**SW846 6020**	**08/28-09/04/09**	**LJXQ31CM**
		Dilution Factor: 1				
		Analysis Time..: 19:47		Analyst ID.....: 002260	Instrument ID..: I8	
Beryllium	ND	1.0	ug/L	SW846 6020	08/28-09/04/09	LJXQ31CN
		Dilution Factor: 1				
		Analysis Time..: 19:47		Analyst ID.....: 002260	Instrument ID..: I8	
Cadmium	ND	1.0	ug/L	SW846 6020	08/28-09/04/09	LJXQ31CP
		Dilution Factor: 1				
		Analysis Time..: 19:47		Analyst ID.....: 002260	Instrument ID..: I8	
Chromium	0.37 B	**2.0**	**ug/L**	**SW846 6020**	**08/28-09/04/09**	**LJXQ31C5**
		Dilution Factor: 1				
		Analysis Time..: 19:47		Analyst ID.....: 002260	Instrument ID..: I8	
Cobalt	ND	1.0	ug/L	SW846 6020	08/28-09/04/09	LJXQ31CQ
		Dilution Factor: 1				
		Analysis Time..: 19:47		Analyst ID.....: 002260	Instrument ID..: I8	

(Continued on next page)

METHOD BLANK REPORT

DISSOLVED Metals

Client Lot #...: 9H25196 **Matrix.....:** WATER

PARAMETER	RESULT	REPORTING LIMIT	UNITS	METHOD	PREPARATION-ANALYSIS DATE	WORK ORDER #
Copper	**0.39 B**	**2.0**	**ug/L**	**SW846 6020**	**08/28-09/04/09**	**LJXQ31CR**
		Dilution Factor: 1				
		Analysis Time..: 19:47		Analyst ID.....: 002260	Instrument ID..: I8	
Iron	**26.2 B**	**50.0**	**ug/L**	**SW846 6020**	**08/28-09/04/09**	**LJXQ31CT**
		Dilution Factor: 1				
		Analysis Time..: 19:47		Analyst ID.....: 002260	Instrument ID..: I8	
Lead	**0.28 B**	**1.0**	**ug/L**	**SW846 6020**	**08/28-09/04/09**	**LJXQ31CU**
		Dilution Factor: 1				
		Analysis Time..: 19:47		Analyst ID.....: 002260	Instrument ID..: I8	
Manganese	**0.70 B**	**1.0**	**ug/L**	**SW846 6020**	**08/28-09/04/09**	**LJXQ31CV**
		Dilution Factor: 1				
		Analysis Time..: 19:47		Analyst ID.....: 002260	Instrument ID..: I8	
Molybdenum	ND	2.0	ug/L	SW846 6020	08/28-09/04/09	LJXQ31CW
		Dilution Factor: 1				
		Analysis Time..: 19:47		Analyst ID.....: 002260	Instrument ID..: I8	
Nickel	ND	2.0	ug/L	SW846 6020	08/28-09/04/09	LJXQ31CX
		Dilution Factor: 1				
		Analysis Time..: 19:47		Analyst ID.....: 002260	Instrument ID..: I8	
Selenium	ND	5.0	ug/L	SW846 6020	08/28-09/04/09	LJXQ31C0
		Dilution Factor: 1				
		Analysis Time..: 19:47		Analyst ID.....: 002260	Instrument ID..: I8	
Silver	ND	1.0	ug/L	SW846 6020	08/28-09/04/09	LJXQ31C1
		Dilution Factor: 1				
		Analysis Time..: 19:47		Analyst ID.....: 002260	Instrument ID..: I8	
Thallium	ND	1.0	ug/L	SW846 6020	08/28-09/04/09	LJXQ31C2
		Dilution Factor: 1				
		Analysis Time..: 19:47		Analyst ID.....: 002260	Instrument ID..: I8	
Vanadium	ND	20.0	ug/L	SW846 6020	08/28-09/04/09	LJXQ31C3
		Dilution Factor: 1				
		Analysis Time..: 19:47		Analyst ID.....: 002260	Instrument ID..: I8	
Zinc	**8.1 B**	**20.0**	**ug/L**	**SW846 6020**	**08/28-09/04/09**	**LJXQ31C4**
		Dilution Factor: 1				
		Analysis Time..: 19:47		Analyst ID.....: 002260	Instrument ID..: I8	
Mercury	ND	0.20	ug/L	SW846 7470A	08/28/09	LJXQ31C6
		Dilution Factor: 1				
		Analysis Time..: 16:35		Analyst ID.....: 001576	Instrument ID..: H1	

(Continued on next page)

METHOD BLANK REPORT

DISSOLVED Metals

Client Lot #...: 9H25196 **Matrix.....:** WATER

PARAMETER	RESULT	REPORTING LIMIT	UNITS	METHOD	PREPARATION-ANALYSIS DATE	WORK ORDER #
MB Lot-Sample #: A9H310000-020 **Prep Batch #...:** 9243020						
Antimony	ND	2.0	ug/L	SW846 6020	08/31-09/04/09	LJ3AF1CM
		Dilution Factor: 1				
		Analysis Time..: 21:30		Analyst ID.....: 002260	Instrument ID..: I8	
Arsenic	ND	5.0	ug/L	SW846 6020	08/31-09/04/09	LJ3AF1CN
		Dilution Factor: 1				
		Analysis Time..: 21:30		Analyst ID.....: 002260	Instrument ID..: I8	
Barium	0.89 B	1.0	ug/L	SW846 6020	08/31-09/04/09	LJ3AF1CP
		Dilution Factor: 1				
		Analysis Time..: 21:30		Analyst ID.....: 002260	Instrument ID..: I8	
Beryllium	ND	1.0	ug/L	SW846 6020	08/31-09/04/09	LJ3AF1CQ
		Dilution Factor: 1				
		Analysis Time..: 21:30		Analyst ID.....: 002260	Instrument ID..: I8	
Cadmium	ND	1.0	ug/L	SW846 6020	08/31-09/04/09	LJ3AF1CR
		Dilution Factor: 1				
		Analysis Time..: 21:30		Analyst ID.....: 002260	Instrument ID..: I8	
Chromium	0.52 B	2.0	ug/L	SW846 6020	08/31-09/04/09	LJ3AF1C7
		Dilution Factor: 1				
		Analysis Time..: 21:30		Analyst ID.....: 002260	Instrument ID..: I8	
Cobalt	ND	1.0	ug/L	SW846 6020	08/31-09/04/09	LJ3AF1CT
		Dilution Factor: 1				
		Analysis Time..: 21:30		Analyst ID.....: 002260	Instrument ID..: I8	
Copper	0.81 B	2.0	ug/L	SW846 6020	08/31-09/04/09	LJ3AF1CU
		Dilution Factor: 1				
		Analysis Time..: 21:30		Analyst ID.....: 002260	Instrument ID..: I8	
Iron	29.8 B	50.0	ug/L	SW846 6020	08/31-09/04/09	LJ3AF1CV
		Dilution Factor: 1				
		Analysis Time..: 21:30		Analyst ID.....: 002260	Instrument ID..: I8	
Lead	0.062 B	1.0	ug/L	SW846 6020	08/31-09/04/09	LJ3AF1CW
		Dilution Factor: 1				
		Analysis Time..: 21:30		Analyst ID.....: 002260	Instrument ID..: I8	
Manganese	0.81 B	1.0	ug/L	SW846 6020	08/31-09/08/09	LJ3AF1CX
		Dilution Factor: 1				
		Analysis Time..: 16:07		Analyst ID.....: 002260	Instrument ID..: I8	

(Continued on next page)

METHOD BLANK REPORT

DISSOLVED Metals

Client Lot #...: 9H25196 **Matrix.....:** WATER

PARAMETER	RESULT	REPORTING LIMIT	UNITS	METHOD	PREPARATION-ANALYSIS DATE	WORK ORDER #
Molybdenum	ND	2.0	ug/L	SW846 6020	08/31-09/04/09	LJ3AF1C0
		Dilution Factor: 1				
		Analysis Time..: 21:30		Analyst ID.....: 002260	Instrument ID..: I8	
Nickel	**0.26 B**	**2.0**	**ug/L**	**SW846 6020**	**08/31-09/04/09**	**LJ3AF1C1**
		Dilution Factor: 1				
		Analysis Time..: 21:30		Analyst ID.....: 002260	Instrument ID..: I8	
Selenium	ND	5.0	ug/L	SW846 6020	08/31-09/04/09	LJ3AF1C2
		Dilution Factor: 1				
		Analysis Time..: 21:30		Analyst ID.....: 002260	Instrument ID..: I8	
Silver	ND	1.0	ug/L	SW846 6020	08/31-09/04/09	LJ3AF1C3
		Dilution Factor: 1				
		Analysis Time..: 21:30		Analyst ID.....: 002260	Instrument ID..: I8	
Thallium	ND	1.0	ug/L	SW846 6020	08/31-09/04/09	LJ3AF1C4
		Dilution Factor: 1				
		Analysis Time..: 21:30		Analyst ID.....: 002260	Instrument ID..: I8	
Vanadium	ND	20.0	ug/L	SW846 6020	08/31-09/04/09	LJ3AF1C5
		Dilution Factor: 1				
		Analysis Time..: 21:30		Analyst ID.....: 002260	Instrument ID..: I8	
Zinc	**9.5 B**	**20.0**	**ug/L**	**SW846 6020**	**08/31-09/04/09**	**LJ3AF1C6**
		Dilution Factor: 1				
		Analysis Time..: 21:30		Analyst ID.....: 002260	Instrument ID..: I8	
Mercury	ND	0.20	ug/L	SW846 7470A	08/31-09/01/09	LJ3AF1C8
		Dilution Factor: 1				
		Analysis Time..: 13:12		Analyst ID.....: 001576	Instrument ID..: H1	

MB Lot-Sample #: A9I090000-016 **Prep Batch #...:** 9252016

Antimony	ND	2.0	ug/L	SW846 6020	09/09-09/15/09	LKGM11CK
		Dilution Factor: 1				
		Analysis Time..: 23:44		Analyst ID.....: 002260	Instrument ID..: I8	
Arsenic	ND	5.0	ug/L	SW846 6020	09/09-09/15/09	LKGM11CL
		Dilution Factor: 1				
		Analysis Time..: 23:44		Analyst ID.....: 002260	Instrument ID..: I8	
Barium	**0.42 B**	**1.0**	**ug/L**	**SW846 6020**	**09/09-09/15/09**	**LKGM11CM**
		Dilution Factor: 1				
		Analysis Time..: 23:44		Analyst ID.....: 002260	Instrument ID..: I8	

(Continued on next page)

METHOD BLANK REPORT

DISSOLVED Metals

Client Lot #...: 9H25196 **Matrix.....:** WATER

PARAMETER	RESULT	REPORTING LIMIT	UNITS	METHOD	PREPARATION-ANALYSIS DATE	WORK ORDER #
Beryllium	ND	1.0	ug/L	SW846 6020	09/09-09/15/09	LKGM11CN
		Dilution Factor: 1				
		Analysis Time..: 23:44		Analyst ID.....: 002260	Instrument ID..: I8	
Cadmium	ND	1.0	ug/L	SW846 6020	09/09-09/15/09	LKGM11CP
		Dilution Factor: 1				
		Analysis Time..: 23:44		Analyst ID.....: 002260	Instrument ID..: I8	
Chromium	0.25 B	2.0	ug/L	SW846 6020	09/09-09/15/09	LKGM11C5
		Dilution Factor: 1				
		Analysis Time..: 23:44		Analyst ID.....: 002260	Instrument ID..: I8	
Cobalt	ND	1.0	ug/L	SW846 6020	09/09-09/15/09	LKGM11CQ
		Dilution Factor: 1				
		Analysis Time..: 23:44		Analyst ID.....: 002260	Instrument ID..: I8	
Copper	0.43 B	2.0	ug/L	SW846 6020	09/09-09/15/09	LKGM11CR
		Dilution Factor: 1				
		Analysis Time..: 23:44		Analyst ID.....: 002260	Instrument ID..: I8	
Iron	25.9 B	50.0	ug/L	SW846 6020	09/09-09/15/09	LKGM11CT
		Dilution Factor: 1				
		Analysis Time..: 23:44		Analyst ID.....: 002260	Instrument ID..: I8	
Lead	ND	1.0	ug/L	SW846 6020	09/09-09/15/09	LKGM11CU
		Dilution Factor: 1				
		Analysis Time..: 23:44		Analyst ID.....: 002260	Instrument ID..: I8	
Manganese	0.80 B	1.0	ug/L	SW846 6020	09/09-09/16/09	LKGM11CV
		Dilution Factor: 1				
		Analysis Time..: 11:18		Analyst ID.....: 002260	Instrument ID..: I8	
Molybdenum	ND	2.0	ug/L	SW846 6020	09/09-09/15/09	LKGM11CW
		Dilution Factor: 1				
		Analysis Time..: 23:44		Analyst ID.....: 002260	Instrument ID..: I8	
Nickel	ND	2.0	ug/L	SW846 6020	09/09-09/15/09	LKGM11CX
		Dilution Factor: 1				
		Analysis Time..: 23:44		Analyst ID.....: 002260	Instrument ID..: I8	
Selenium	ND	5.0	ug/L	SW846 6020	09/09-09/15/09	LKGM11C0
		Dilution Factor: 1				
		Analysis Time..: 23:44		Analyst ID.....: 002260	Instrument ID..: I8	
Silver	ND	1.0	ug/L	SW846 6020	09/09-09/15/09	LKGM11C1
		Dilution Factor: 1				
		Analysis Time..: 23:44		Analyst ID.....: 002260	Instrument ID..: I8	

(Continued on next page)

METHOD BLANK REPORT

DISSOLVED Metals

Client Lot #...: 9H25196 **Matrix.....:** WATER

PARAMETER	RESULT	REPORTING LIMIT	UNITS	METHOD	PREPARATION-ANALYSIS DATE	WORK ORDER #
Thallium	ND	1.0	ug/L	SW846 6020	09/09-09/15/09	LKGM11C2
		Dilution Factor: 1				
		Analysis Time..: 23:44		Analyst ID.....: 002260	Instrument ID..: I8	
Vanadium	ND	20.0	ug/L	SW846 6020	09/09-09/15/09	LKGM11C3
		Dilution Factor: 1				
		Analysis Time..: 23:44		Analyst ID.....: 002260	Instrument ID..: I8	
Zinc	**5.4 B**	**20.0**	**ug/L**	**SW846 6020**	**09/09-09/15/09**	**LKGM11C4**
		Dilution Factor: 1				
		Analysis Time..: 23:44		Analyst ID.....: 002260	Instrument ID..: I8	
Mercury	ND	0.20	ug/L	SW846 7470A	09/09-09/10/09	LKGM11C6
		Dilution Factor: 1				
		Analysis Time..: 14:41		Analyst ID.....: 001576	Instrument ID..: H4	

NOTE(S):

Calculations are performed before rounding to avoid round-off errors in calculated results.

B Estimated result. Result is less than RL.

```
:       Instrument Upload                                    Run Log - Page  1 :
:       Started Mon Aug 31 05:45:52 2009 by TOTHR                              :
:       Data File: UPL$CAN_DATA_ROOT:<LHG>HG10828A.PRN;1                       :
```

#	WorkOrder	Dilution	Date	Time	Batch	Lot	Instrument
1	STD1REP1	1	28-AUG-2009	11:21:42			H1
2	STD2REP1	1	28-AUG-2009	11:22:47			H1
3	STD3REP1	1	28-AUG-2009	11:23:52			H1
4	STD4REP1	1	28-AUG-2009	11:25:03			H1
5	STD5REP1	1	28-AUG-2009	11:26:12			H1
6	STD6REP1	1	28-AUG-2009	11:27:23			H1
7	CK5ICV	1	28-AUG-2009	11:28:38			H1
8	CK4ICB	1	28-AUG-2009	11:29:49			H1
9	CK3CRA\MRL	1	28-AUG-2009	11:31:08			H1
10	CK2CCV	1	28-AUG-2009	11:32:16			H1
11	CK1CCB	1	28-AUG-2009	11:33:26			H1
12	LJQW3CT	1	28-AUG-2009	11:34:44			H1
13	LJLA3T	10	28-AUG-2009	11:35:48			H1
14	LJLA3TS	10	28-AUG-2009	11:36:55			H1
15	LJLA3TD	10	28-AUG-2009	11:38:05			H1
16	LJK9GT	1	28-AUG-2009	11:39:19			H1
17	LJG9CT	1	28-AUG-2009	11:40:34			H1
18	LJK20T	1	28-AUG-2009	11:41:40	9238018	A9H210283	H1
19	LJK9PT	1	28-AUG-2009	11:42:47			H1
20	LJJ5HT	1	28-AUG-2009	11:43:55			H1
21	LJRXDTB	1	28-AUG-2009	11:45:01			H1
22	CK2CCV	1	28-AUG-2009	11:46:07			H1
23	CK1CCB	1	28-AUG-2009	11:47:13			H1
24	LJT9DBT	1	28-AUG-2009	11:48:20			H1
25	LJT9DCT	1	28-AUG-2009	11:49:27			H1
26	LJQ2AT	1	28-AUG-2009	11:50:43			H1
27	LJQ2ATS	1	28-AUG-2009	11:51:47			H1
28	LJQ2ATD	1	28-AUG-2009	11:52:54			H1
29	CK2CCV	1	28-AUG-2009	11:53:59			H1
30	CK1CCB	1	28-AUG-2009	11:55:04			H1
31	CK2CCV	1	28-AUG-2009	12:07:49			H1
32	CK1CCB	1	28-AUG-2009	12:09:05			H1
33	LJT85B	1	28-AUG-2009	12:10:12	9239017	A9H270000	H1
34	LJT85C	1	28-AUG-2009	12:11:17	9239017	A9H270000	H1
35	LJTAX	1	28-AUG-2009	12:12:34	9239017	9H26221	H1
36	LJTAXS	1	28-AUG-2009	12:13:55	9239017	9H26221	H1
37	LJTAXD	1	28-AUG-2009	12:15:00	9239017	9H26221	H1
38	LJTAXF	1	28-AUG-2009	12:16:06	9239017	9H26221	H1
39	LJTA2	1	28-AUG-2009	12:17:13	9239017	9H26221	H1
40	LJTA2F	1	28-AUG-2009	12:18:20	9239017	9H26221	H1
41	LJTGA	1	28-AUG-2009	12:19:29	9239017	A9H260260	H1
42	LJTG8	1	28-AUG-2009	12:20:59	9239017	A9H260271	H1
43	CK2CCV	1	28-AUG-2009	12:22:47			H1
44	CK1CCB	1	28-AUG-2009	12:23:53			H1

(continued)

#	WorkOrder	Dilution	Date	Time	Batch	Lot	Instrument
45	LJTJJ	1	28-AUG-2009	12:24:58	9239017	A9H260273	H1
46	LJT88B	1	28-AUG-2009	12:26:05	9239019	A9H270000	H1
47	LJT88C	1	28-AUG-2009	12:27:13	9239019	A9H270000	H1
48	LJTGV	1	28-AUG-2009	12:28:32	9239019	9H26266	H1
49	LJTGVX	1	28-AUG-2009	12:29:49	9239019	9H26266	H1
50	LJTGVS	1	28-AUG-2009	12:31:06	9239019	9H26266	H1
51	LJTGVF	1	28-AUG-2009	12:32:15	9239019	9H26266	H1
52	LJT29	1	28-AUG-2009	12:33:32	9239019	A9H260314	H1
53	LJT28	1	28-AUG-2009	12:34:39	9239019	A9H260314	H1
54	LJRGK	1	28-AUG-2009	12:35:57	9239019	A9H260174	H1
55	CK2CCV	1	28-AUG-2009	12:37:01			H1
56	CK1CCB	1	28-AUG-2009	12:38:16			H1
57	LJT25	1	28-AUG-2009	12:39:31	9239019	A9H260314	H1
58	LJT24	1	28-AUG-2009	12:40:37	9239019	A9H260314	H1
59	LJT3A	1	28-AUG-2009	12:41:44	9239019	A9H260314	H1
60	LJT27	1	28-AUG-2009	12:42:51	9239019	A9H260314	H1
61	LJT26	1	28-AUG-2009	12:44:20	9239019	A9H260314	H1
62	LJTG5	1	28-AUG-2009	12:45:36	9239019	9H26266	H1
63	LJTG5F	1	28-AUG-2009	12:46:52	9239019	9H26266	H1
64	LJTDX	1	28-AUG-2009	12:48:00	9239019	9H25196	H1
65	LJTDXF	1	28-AUG-2009	12:49:09	9239019	9H25196	H1
66	LJTCV	1	28-AUG-2009	12:50:15	9239019	9H25196	H1
67	CK2CCV	1	28-AUG-2009	12:51:20			H1
68	CK1CCB	1	28-AUG-2009	12:52:35			H1
69	LJTCVF	1	28-AUG-2009	12:53:51	9239019	9H25196	H1
70	LJ3CWB	1	28-AUG-2009	12:55:00	9243050	A9H310000	H1
71	LJ3CWC	1	28-AUG-2009	12:56:21	9243050	A9H310000	H1
72	LH8JXR	100	28-AUG-2009	12:57:26	9243050	A9H150144	H1
73	LH8J0R	100	28-AUG-2009	12:58:32	9243050	A9H150144	H1
74	CK2CCV	1	28-AUG-2009	12:59:38			H1
75	CK1CCB	1	28-AUG-2009	13:01:03			H1
76	CK2CCV	1	28-AUG-2009	15:25:50			H1
77	CK1CCB	1	28-AUG-2009	15:26:55			H1
78	LJP9LBT	1	28-AUG-2009	15:28:01	9240025	A9H250000	H1
79	LJXRCBT	1	28-AUG-2009	15:29:06	9240025	A9H280000	H1
80	LJXRCCT	1	28-AUG-2009	15:30:40	9240025	A9H280000	H1
81	LJNDJT	1	28-AUG-2009	15:31:54	9240023	A9H240153	H1
82	LJNDJTS	1	28-AUG-2009	15:33:12	9240025	A9H240153	H1
83	LJNDJTD	1	28-AUG-2009	15:34:28	9240025	A9H240153	H1
84	LJK22T	1	28-AUG-2009	15:35:56	9240025	A9H210283	H1
85	LJG6WT	1	28-AUG-2009	15:37:06	9240025	A9H200237	H1
86	LJNDH1CD	10.73	28-AUG-2009	15:38:12	9240025	A9H240153	H1
87	LJVHFBT	1	28-AUG-2009	15:39:18	9240020	A9H270000	H1
88	CK2CCV	1	28-AUG-2009	15:40:23			H1

(continued)

#	WorkOrder	Dilution	Date	Time	Batch	Lot	Instrument
89	CK1CCB	1	28-AUG-2009	15:41:28			H1
90	LJXQ5BT	1	28-AUG-2009	15:42:36	9240020	A9H280000	H1
91	LJXQ5CT	1	28-AUG-2009	15:43:42	9240020	A9H280000	H1
92	LJTRFT	1	28-AUG-2009	15:44:49	9240020	A9H260297	H1
93	LJTRFTS	1	28-AUG-2009	15:45:54	9240020	A9H260297	H1
94	LJTRFTD	1	28-AUG-2009	15:46:59	9240020	A9H260297	H1
95	LJXQVB	1	28-AUG-2009	15:48:04	9240016	A9H280000	H1
96	LJXQVC	1	28-AUG-2009	15:49:14	9240016	A9H280000	H1
97	LJW79	1	28-AUG-2009	15:50:33	9240016	A9H270314	H1
98	LJW79S	1	28-AUG-2009	15:51:39	9240016	A9H270314	H1
99	LJW79D	1	28-AUG-2009	15:52:46	9240016	A9H270314	H1
100	CK2CCV	1	28-AUG-2009	15:54:02			H1
101	CK1CCB	1	28-AUG-2009	15:55:17			H1
102	LJW7R	1	28-AUG-2009	15:56:53	9240016	9H27308	H1
103	LJW7RF	1	28-AUG-2009	15:58:00	9240016	9H27308	H1
104	LJW7A	1	28-AUG-2009	15:59:06	9240016	9H27308	H1
105	LJW7AF	1	28-AUG-2009	16:00:34	9240016	9H27308	H1
106	LJW9F	1	28-AUG-2009	16:01:48	9240016	A9H270314	H1
107	LJXD1	1	28-AUG-2009	16:02:56	9240016	A9H270330	H1
108	LJW8N	1	28-AUG-2009	16:04:11	9240016	A9H270314	H1
109	LJW8L	1	28-AUG-2009	16:05:19	9240016	A9H270314	H1
110	LJW9T	1	28-AUG-2009	16:06:25	9240016	A9H270314	H1
111	LJW82	1	28-AUG-2009	16:07:50	9240016	A9H270314	H1
112	CK2CCV	1	28-AUG-2009	16:09:00			H1
113	CK1CCB	1	28-AUG-2009	16:10:04			H1
114	LJWN4	5	28-AUG-2009	16:11:09	9240016	A9H270239	H1
115	LJVE7	1	28-AUG-2009	16:12:18	9240016	A9H270107	H1
116	LJW92	1	28-AUG-2009	16:13:38	9240016	A9H270314	H1
117	LJXDR	1	28-AUG-2009	16:14:46	9240016	A9H270330	H1
118	LJXQ1B	1	28-AUG-2009	16:15:51	9240018	A9H280000	H1
119	LJXQ1C	1	28-AUG-2009	16:16:56	9240018	A9H280000	H1
120	LJVNE	1	28-AUG-2009	16:18:01	9240018	9H27126	H1
121	LJVNES	1	28-AUG-2009	16:19:26	9240018	9H27126	H1
122	LJVNED	1	28-AUG-2009	16:20:42	9240018	9H27126	H1
123	LJWL5	1	28-AUG-2009	16:21:50	9240018	A9H270231	H1
124	CK2CCV	1	28-AUG-2009	16:23:00			H1
125	CK1CCB	1	28-AUG-2009	16:24:10			H1
126	LJWL5F	1	28-AUG-2009	16:25:21	9240018	A9H270231	H1
127	LJVPL	1	28-AUG-2009	16:26:28	9240018	9H27126	H1
128	LJVN6	1	28-AUG-2009	16:27:38	9240018	9H27126	H1
129	LJVNL	1	28-AUG-2009	16:28:47	9240018	9H27126	H1
130	LJVN4	1	28-AUG-2009	16:29:54	9240018	9H27126	H1
131	LJVN5	1	28-AUG-2009	16:31:01	9240018	9H27126	H1
132	LJVNX	1	28-AUG-2009	16:32:06	9240018	9H27126	H1

(continued)

#	WorkOrder	Dilution	Date	Time	Batch	Lot	Instrument
133	LJVNJ	1	28-AUG-2009	16:33:24	9240018	9H27126	H1
134	LJWT6F	1	28-AUG-2009	16:34:29	9240018	A9H270263	H1
135	LJXQ3B	1	28-AUG-2009	16:35:44	9240019	A9H280000	H1
136	CK2CCV	1	28-AUG-2009	16:36:51			H1
137	CK1CCB	1	28-AUG-2009	16:38:16			H1
138	LJXQ3C	1	28-AUG-2009	16:39:31	9240019	A9H280000	H1
139	LJVQ5	1	28-AUG-2009	16:40:37	9240019	9H26266	H1
140	LJVQ5X	1	28-AUG-2009	16:41:45	9240019	9H26266	H1
141	LJVQ5S	1	28-AUG-2009	16:42:54	9240019	9H26266	H1
142	LJVQ5F	1	28-AUG-2009	16:44:12	9240019	9H26266	H1
143	LJVR0	1	28-AUG-2009	16:45:21	9240019	9H26266	H1
144	LJVR0F	1	28-AUG-2009	16:46:39	9240019	9H26266	H1
145	LJVR1	1	28-AUG-2009	16:47:57	9240019	9H26266	H1
146	LJVR1F	1	28-AUG-2009	16:49:13	9240019	9H26266	H1
147	LJVR2	1	28-AUG-2009	16:50:19	9240019	9H26266	H1
148	CK2CCV	1	28-AUG-2009	16:51:35			H1
149	CK1CCB	1	28-AUG-2009	16:52:45			H1
150	LJVR2F	1	28-AUG-2009	16:53:56	9240019	9H26266	H1
151	LJVRW	1	28-AUG-2009	16:55:02	9240019	9H26266	H1
152	LJVRWF	1	28-AUG-2009	16:56:08	9240019	9H26266	H1
153	LJWDQ	1	28-AUG-2009	16:57:16	9240019	9H25196	H1
154	LJWDQF	1	28-AUG-2009	16:58:28	9240019	9H25196	H1
155	LJWD8	1	28-AUG-2009	16:59:44	9240019	9H25196	H1
156	LJWD8F	1	28-AUG-2009	17:00:51	9240019	9H25196	H1
157	LJXRKB	1	28-AUG-2009	17:02:00	9240029	A9H280000	H1
158	LJXRKC	1	28-AUG-2009	17:03:06	9240029	A9H280000	H1
159	LJXKR	1	28-AUG-2009	17:05:04	9240029	A9H270345	H1
160	CK2CCV	1	28-AUG-2009	17:06:11			H1
161	CK1CCB	1	28-AUG-2009	17:07:21			H1
162	LJXKRS	1	28-AUG-2009	17:08:28	9240029	A9H270345	H1
163	LJXKRD	1	28-AUG-2009	17:09:34	9240029	A9H270345	H1
164	LJXKV	1	28-AUG-2009	17:10:40	9240029	A9H270345	H1
165	LJXJ7	1	28-AUG-2009	17:11:51	9240029	A9H270345	H1
166	LJXJ4	1	28-AUG-2009	17:13:00	9240029	A9H270345	H1
167	LJXKM	1	28-AUG-2009	17:14:07	9240029	A9H270345	H1
168	LJXKF	1	28-AUG-2009	17:15:16	9240029	A9H270345	H1
169	LJXKX	1	28-AUG-2009	17:16:38	9240029	A9H270345	H1
170	LJXJ2	1	28-AUG-2009	17:17:56	9240029	A9H270345	H1
171	LJXKP	1	28-AUG-2009	17:19:07	9240029	A9H270345	H1
172	CK2CCV	1	28-AUG-2009	17:20:13			H1
173	CK1CCB	1	28-AUG-2009	17:21:38			H1
174	LJXKD	1	28-AUG-2009	17:23:07	9240029	A9H270345	H1
175	LJXKW	1	28-AUG-2009	17:24:15	9240029	A9H270345	H1
176	LJXKQ	1	28-AUG-2009	17:25:25	9240029	A9H270345	H1

---------- (continued) ----------

#	WorkOrder	Dilution	Date	Time	Batch	Lot	Instrument
177	LJXKH	1	28-AUG-2009	17:26:34	9240029	A9H270345	H1
178	KJXKA	1	28-AUG-2009	17:27:52			H1
179	LJXKJ	1	28-AUG-2009	17:29:00	9240029	A9H270345	H1
180	LJXJW	1	28-AUG-2009	17:30:08	9240029	A9H270345	H1
181	CK2CCV	1	28-AUG-2009	17:31:47			H1
182	CK1CCB	1	28-AUG-2009	17:32:57			H1

End of Report

Metals Data Reporting Form

Initial Calibration Verification Standard

Instrument: CVAA **Units:** ug/L

Chart Number: hg10828a.prn **Acceptable Range:** 90% - 110%

Standard Source: Ultra **Standard ID:**

Element	WL/ Mass	True Conc	Ck5ICV 8/28/2009 11:28 AM Found	% Rec	Found	% Rec	Found	% Rec	Found	% Rec	Found	% Rec
Mercury	253.7	2.5	2.50	**100.0**								

Metals Data Reporting Form

Continuing Calibration Verification

Instrument: CVAA **Units:** ug/L

Chart Number: hg10828a.prn **Acceptable Range:** 80% - 120%

Standard Source: Ultra **Standard ID:**

Element	WL/ Mass	True Conc	Ck2CCV 8/28/2009 11:32 AM Found	% Rec	Ck2CCV 8/28/2009 11:46 AM Found	% Rec	Ck2CCV 8/28/2009 11:53 AM Found	% Rec	Ck2CCV 8/28/2009 12:07 PM Found	% Rec	Ck2CCV 8/28/2009 12:22 PM Found	% Rec
Mercury	253.7	5.0	5.03	**100.7**	5.06	**101.1**	4.94	**98.8**	4.88	**97.6**	4.91	**98.1**

Metals Data Reporting Form

Continuing Calibration Verification

Instrument: CVAA **Units:** ug/L

Chart Number: hg10828a.prn **Acceptable Range:** 80% - 120%

Standard Source: Ultra **Standard ID:**

Element	WL/ Mass	True Conc	Ck2CCV 8/28/2009 12:37 PM Found	% Rec	Ck2CCV 8/28/2009 12:51 PM Found	% Rec	Ck2CCV 8/28/2009 12:59 PM Found	% Rec	Ck2CCV 8/28/2009 3:25 PM Found	% Rec	Ck2CCV 8/28/2009 3:40 PM Found	% Rec
Mercury	253.7	5.0	4.87	**97.4**	4.73	**94.5**	4.70	**93.9**	4.69	**93.8**	4.79	**95.8**

Metals Data Reporting Form

Continuing Calibration Verification

Instrument: CVAA **Units:** ug/L

Chart Number: hg10828a.prn **Acceptable Range:** 80% - 120%

Standard Source: Ultra **Standard ID:**

Element	WL/ Mass	True Conc	Ck2CCV 8/28/2009 3:54 PM Found	% Rec	Ck2CCV 8/28/2009 4:09 PM Found	% Rec	Ck2CCV 8/28/2009 4:23 PM Found	% Rec	Ck2CCV 8/28/2009 4:36 PM Found	% Rec	Ck2CCV 8/28/2009 4:51 PM Found	% Rec
Mercury	253.7	5.0	4.76	**95.3**	4.72	**94.3**	4.67	**93.3**	4.69	**93.8**	4.71	**94.1**

Metals Data Reporting Form

Continuing Calibration Verification

Instrument: CVAA **Units:** ug/L

Chart Number: hg10828a.prn **Acceptable Range:** 80% - 120%

Standard Source: Ultra **Standard ID:**

Element	WL/ Mass	True Conc	Ck2CCV 8/28/2009 5:06 PM Found	% Rec	Found	% Rec	Found	% Rec	Found	% Rec	Found	% Rec
Mercury	253.7	5.0	4.66	**93.2**								

Metals Data Reporting Form

Contract Required Detection Limit Standard

Instrument: CVAA **Units:** ug/L

Chart Number: hg10828a.prn **Acceptable Range:** 50% - 150%

Standard Source: Ultra **Standard ID:**

Element	WL/ Mass	True Conc	Ck3CRA\MRL 8/28/2009 11:31 AM Found	% Rec	Found	% Rec	Found	% Rec	Found	% Rec	Found	% Rec
Mercury	253.7	0.2	0.15	76.1								

TestAmerica North Canton

Metals Data Reporting Form

Initial Calibration Blank Results

Instrument: CVAA **Units:** ug/L

Chart Number: hg10828a.prn

Standard Source: _____ **Standard ID:** _____

Element	WL/ Mass	Report Limit	Ck4ICB 8/28/2009 11:29 AM Found	Q	Found	Q	Found	Q	Found	Q	Found	Q
Mercury	253.7	0.2	0.1	U								

U Result is less than the IDL
B Result is between IDL and RL

Form 3 Equivalent

TestAmerica North Canton

Metals Data Reporting Form

Continuing Calibration Blank Results

Instrument: CVAA **Units:** ug/L

Chart Number: hg10828a.prn

Standard Source: _____ **Standard ID:** _____

Element	WL/ Mass	Report Limit	Ck1CCB 8/28/2009 11:33 AM Found	Q	Ck1CCB 8/28/2009 11:47 AM Found	Q	Ck1CCB 8/28/2009 11:55 AM Found	Q	Ck1CCB 8/28/2009 12:09 PM Found	Q	Ck1CCB 8/28/2009 12:23 PM Found	Q
Mercury	253.7	0.2	0.1	U	0.1	U	0.1	U	0.1	U	0.1	U

U Result is less than the IDL

B Result is between IDL and RL

Form 3 Equivalent

TestAmerica North Canton

Metals Data Reporting Form

Continuing Calibration Blank Results

Instrument: CVAA **Units:** ug/L

Chart Number: hg10828a.prn

Standard Source: _____ **Standard ID:** _____

Element	WL/ Mass	Report Limit	Ck1CCB 8/28/2009 12:38 PM		Ck1CCB 8/28/2009 12:52 PM		Ck1CCB 8/28/2009 1:01 PM		Ck1CCB 8/28/2009 3:26 PM		Ck1CCB 8/28/2009 3:41 PM	
			Found	Q	Found	Q	Found	Q	Found	Q	Found	Q
Mercury	253.7	0.2	0.1	U	0.1	U	0.1	U	0.1	U	0.1	U

U Result is less than the IDL

B Result is between IDL and RL

Form 3 Equivalent

TestAmerica North Canton

Metals Data Reporting Form

Continuing Calibration Blank Results

Instrument: CVAA **Units:** ug/L

Chart Number: hg10828a.prn

Standard Source: _____ **Standard ID:** _____

Element	WL/ Mass	Report Limit	Ck1CCB 8/28/2009 3:55 PM Found	Q	Ck1CCB 8/28/2009 4:10 PM Found	Q	Ck1CCB 8/28/2009 4:24 PM Found	Q	Ck1CCB 8/28/2009 4:38 PM Found	Q	Ck1CCB 8/28/2009 4:52 PM Found	Q
Mercury	253.7	0.2	0.1	U	0.1	U	**-0.1**	**B**	**0.1**	**B**	0.1	U

U Result is less than the IDL

B Result is between IDL and RL

TestAmerica North Canton

Metals Data Reporting Form

Continuing Calibration Blank Results

Instrument: CVAA **Units:** ug/L

Chart Number: hg10828a.prn

Standard Source: _____ **Standard ID:** _____

Element	WL/ Mass	Report Limit	Ck1CCB 8/28/2009 5:07 PM Found	Q	Found	Q	Found	Q	Found	Q	Found	Q
Mercury	253.7	0.2	**-0.1**	**B**								

5.04.5

U Result is less than the IDL

B Result is between IDL and RL

Form 3 Equivalent

```
:       Instrument Upload                                    Run Log - Page  1 :
:       Started Wed Sep  2 07:00:39 2009 by TOTHR                              :
:       Data File: UPL$CAN_DATA_ROOT:<LHG>HG10901C.PRN;1                       :
```

#	WorkOrder	Dilution	Date	Time	Batch	Lot	Instrument
1	STD1REP1	1	01-SEP-2009	12:27:27			H1
2	STD2REP1	1	01-SEP-2009	12:29:13			H1
3	STD3REP1	1	01-SEP-2009	12:30:42			H1
4	STD4REP1	1	01-SEP-2009	12:32:01			H1
5	STD5REP1	1	01-SEP-2009	12:33:08			H1
6	STD6REP1	1	01-SEP-2009	12:34:25			H1
7	CK5ICV	1	01-SEP-2009	12:35:37			H1
8	CK4ICB	1	01-SEP-2009	12:36:53			H1
9	CK3CRA\MRL	1	01-SEP-2009	12:38:19			H1
10	CK2CCV	1	01-SEP-2009	12:39:27			H1
11	CK1CCB	1	01-SEP-2009	12:41:04			H1
12	LJ292B	1	01-SEP-2009	12:42:18	9243014	A9H310000	H1
13	LJ292C	1	01-SEP-2009	12:43:24	9243014	A9H310000	H1
14	LJ0XG	1	01-SEP-2009	12:44:43	9243014	A9H280208	H1
15	LJ0XGS	1	01-SEP-2009	12:45:47	9243014	A9H280208	H1
16	LJ0XGD	1	01-SEP-2009	12:46:54	9243014	A9H280208	H1
17	LJ0XT	1	01-SEP-2009	12:48:00	9243014	A9H280208	H1
18	LJ00D	1	01-SEP-2009	12:49:07	9243014	A9H280208	H1
19	LJ00X	1	01-SEP-2009	12:50:16	9243014	A9H280208	H1
20	LJ01Q	1	01-SEP-2009	12:51:23	9243014	A9H280208	H1
21	LJ0XV	1	01-SEP-2009	12:52:38	9243014	A9H280208	H1
22	CK2CCV	1	01-SEP-2009	12:53:43			H1
23	CK1CCB	1	01-SEP-2009	12:54:57			H1
24	LJ298B	1	01-SEP-2009	12:56:18	9243017	A9H310000	H1
25	LJ298C	1	01-SEP-2009	12:57:22	9243017	A9H310000	H1
26	LJ1XR	1	01-SEP-2009	12:58:36	9243017	A9H280321	H1
27	LJ1XRS	1	01-SEP-2009	12:59:41	9243017	A9H280321	H1
28	LJ1XRD	1	01-SEP-2009	13:01:08	9243017	A9H280321	H1
29	LJ1XN	1	01-SEP-2009	13:02:17	9243017	A9H280321	H1
30	LJ1XD	1	01-SEP-2009	13:03:24	9243017	A9H280321	H1
31	LJ1XJ	1	01-SEP-2009	13:04:31	9243017	A9H280321	H1
32	LJ10C	1	01-SEP-2009	13:06:06	9243017	A9H280321	H1
33	LJ10E	1	01-SEP-2009	13:07:12	9243017	A9H280321	H1
34	CK2CCV	1	01-SEP-2009	13:08:29			H1
35	CK1CCB	1	01-SEP-2009	13:09:34			H1
36	LJ10A	1	01-SEP-2009	13:10:53	9243017	A9H280321	H1
37	LJ3AFB	1	01-SEP-2009	13:12:13	9243020	A9H310000	H1
38	LJ3AFC	1	01-SEP-2009	13:13:21	9243020	A9H310000	H1
39	LJX5T	1	01-SEP-2009	13:14:27	9243020	9H25196	H1
40	LJX5TX	1	01-SEP-2009	13:15:38	9243020	9H25196	H1
41	LJX5TS	1	01-SEP-2009	13:16:45	9243020	9H25196	H1
42	LJX58	1	01-SEP-2009	13:17:53	9243020	9H25196	H1
43	LJWD4	1	01-SEP-2009	13:19:09	9243020	9H25196	H1
44	LJX69	1	01-SEP-2009	13:20:15	9243020	9H27126	H1

---------- (continued) ----------

#	WorkOrder	Dilution	Date	Time	Batch	Lot	Instrument
45	LJX6GF	1	01-SEP-2009	13:21:34	9243020	9H25196	H1
46	CK2CCV	1	01-SEP-2009	13:22:41			H1
47	CK1CCB	1	01-SEP-2009	13:23:47			H1
48	LJX6AF	1	01-SEP-2009	13:24:52	9243020	9H25196	H1
49	LJ2KH	1	01-SEP-2009	13:25:57	9243020	9H25196	H1
50	LJX6K	1	01-SEP-2009	13:27:03	9243020	9H25196	H1
51	LJX6G	1	01-SEP-2009	13:28:49	9243020	9H25196	H1
52	LJ2KHF	1	01-SEP-2009	13:29:58	9243020	9H25196	H1
53	LJX5TF	1	01-SEP-2009	13:31:05	9243020	9H25196	H1
54	LJX54	1	01-SEP-2009	13:32:20	9243020	9H25196	H1
55	LJX6KF	1	01-SEP-2009	13:33:28	9243020	9H25196	H1
56	LJX54F	1	01-SEP-2009	13:34:45	9243020	9H25196	H1
57	LJX7E	1	01-SEP-2009	13:35:52	9243020	9H27126	H1
58	CK2CCV	1	01-SEP-2009	13:36:58			H1
59	CK1CCB	1	01-SEP-2009	13:38:03			H1
60	LJ2H4	1	01-SEP-2009	13:39:08	9243020	A9H290143	H1
61	LJX6A	1	01-SEP-2009	13:40:14	9243020	9H25196	H1
62	LJX58F	1	01-SEP-2009	13:41:42	9243020	9H25196	H1
63	LJWD4F	1	01-SEP-2009	13:42:51	9243020	9H25196	H1
64	LJ3ADB	1	01-SEP-2009	13:43:59	9243019	A9H310000	H1
65	LJ3ADC	1	01-SEP-2009	13:45:05	9243019	A9H310000	H1
66	LJ18D	1	01-SEP-2009	13:46:11	9243019	9H26266	H1
67	LJ18DS	1	01-SEP-2009	13:47:48	9243019	9H26266	H1
68	LJ18DX	1	01-SEP-2009	13:49:13	9243019	9H26266	H1
69	LJ177	1	01-SEP-2009	13:50:24	9243019	9H26266	H1
70	CK2CCV	1	01-SEP-2009	13:51:32			H1
71	CK1CCB	1	01-SEP-2009	13:52:39			H1
72	LJ18DF	1	01-SEP-2009	13:54:29	9243019	9H26266	H1
73	LJ18C	1	01-SEP-2009	13:55:36	9243019	9H26266	H1
74	LJX4QF	1	01-SEP-2009	13:56:42	9243019	9H26266	H1
75	LJX4Q	1	01-SEP-2009	13:57:50	9243019	9H26266	H1
76	LJX4PF	1	01-SEP-2009	13:59:12	9243019	9H26266	H1
77	LJ179F	1	01-SEP-2009	14:00:50	9243019	9H26266	H1
78	LJX4P	1	01-SEP-2009	14:01:56	9243019	9H26266	H1
79	LJ179	1	01-SEP-2009	14:03:04	9243019	9H26266	H1
80	LJX31F	1	01-SEP-2009	14:04:14	9243019	9H26266	H1
81	LJ177F	1	01-SEP-2009	14:05:23	9243019	9H26266	H1
82	CK2CCV	1	01-SEP-2009	14:06:30			H1
83	CK1CCB	1	01-SEP-2009	14:07:40			H1
84	LJX31	1	01-SEP-2009	14:08:46	9243019	9H26266	H1
85	LJ18CF	1	01-SEP-2009	14:09:53	9243019	9H26266	H1
86	LJ3AAB	1	01-SEP-2009	14:11:00	9243018	A9H310000	H1
87	LJ3AAC	1	01-SEP-2009	14:12:09	9243018	A9H310000	H1
88	LJ2G5	1	01-SEP-2009	14:13:15	9243018	A9H290140	H1

(continued)

#	WorkOrder	Dilution	Date	Time	Batch	Lot	Instrument
89	LJ2G5S	1	01-SEP-2009	14:14:33	9243018	A9H290140	H1
90	LJ2G5D	1	01-SEP-2009	14:15:43	9243018	A9H290140	H1
91	LJ2HG	1	01-SEP-2009	14:17:09	9243018	A9H290140	H1
92	LJ2HC	1	01-SEP-2009	14:18:30	9243018	A9H290140	H1
93	LJ2HP	1	01-SEP-2009	14:19:46	9243018	A9H290140	H1
94	CK2CCV	1	01-SEP-2009	14:20:56			H1
95	CK1CCB	1	01-SEP-2009	14:22:03			H1
96	LJ2HE	1	01-SEP-2009	14:23:08	9243018	A9H290140	H1
97	LJ2HM	1	01-SEP-2009	14:24:20	9243018	A9H290140	H1
98	LJ2HF	1	01-SEP-2009	14:25:27	9243018	A9H290140	H1
99	LJ2HD	1	01-SEP-2009	14:26:34	9243018	A9H290140	H1
100	LJ2HA	1	01-SEP-2009	14:27:44	9243018	A9H290140	H1
101	LJ2HX	1	01-SEP-2009	14:28:53	9243018	A9H290140	H1
102	LJ2HR	1	01-SEP-2009	14:30:04	9243018	A9H290140	H1
103	LJ2HV	1	01-SEP-2009	14:31:12	9243018	A9H290140	H1
104	LJ2HW	1	01-SEP-2009	14:32:20	9243018	A9H290140	H1
105	LJ2HT	1	01-SEP-2009	14:33:43	9243018	A9H290140	H1
106	CK2CCV	1	01-SEP-2009	14:34:59			H1
107	CK1CCB	1	01-SEP-2009	14:36:03			H1
108	CK2CCV	1	01-SEP-2009	14:58:31			H1
109	CK1CCB	1	01-SEP-2009	15:00:12			H1
110	LJ2HE	1	01-SEP-2009	15:01:18	9243018	A9H290140	H1
111	LJ2HM	1	01-SEP-2009	15:02:25	9243018	A9H290140	H1
112	LJ2HF	1	01-SEP-2009	15:04:03	9243018	A9H290140	H1
113	LJ2HD	1	01-SEP-2009	15:05:13	9243018	A9H290140	H1
114	LJ2HA	1	01-SEP-2009	15:06:23	9243018	A9H290140	H1
115	LJ2HX	1	01-SEP-2009	15:07:30	9243018	A9H290140	H1
116	LJ2HR	1	01-SEP-2009	15:08:47	9243018	A9H290140	H1
117	LJ2HV	1	01-SEP-2009	15:09:56	9243018	A9H290140	H1
118	LJ2HW	1	01-SEP-2009	15:11:12	9243018	A9H290140	H1
119	LJ2HT	1	01-SEP-2009	15:12:18	9243018	A9H290140	H1
120	CK2CCV	1	01-SEP-2009	15:13:44			H1
121	CK1CCB	1	01-SEP-2009	15:15:04			H1
122	LJ292C	1	01-SEP-2009	15:16:29	9243014	A9H310000	H1
123	CK2CCV	1	01-SEP-2009	15:17:36			H1
124	CK1CCB	1	01-SEP-2009	15:19:11			H1

End of Report

Metals Data Reporting Form

Initial Calibration Verification Standard

Instrument: CVAA **Units:** ug/L

Chart Number: hg10901c.prn **Acceptable Range:** 90% - 110%

Standard Source: Ultra **Standard ID:** _____

Element	WL/ Mass	True Conc	Ck5ICV 9/1/2009 12:35 PM Found	% Rec	Found	% Rec	Found	% Rec	Found	% Rec	Found	% Rec
Mercury	253.7	2.5	2.44	**97.5**								

Metals Data Reporting Form

Continuing Calibration Verification

Instrument: CVAA **Units:** ug/L

Chart Number: hg10901c.prn **Acceptable Range:** 80% - 120%

Standard Source: Ultra **Standard ID:**

Element	WL/ Mass	True Conc	Ck2CCV 9/1/2009 12:39 PM Found	% Rec	Ck2CCV 9/1/2009 12:53 PM Found	% Rec	Ck2CCV 9/1/2009 1:08 PM Found	% Rec	Ck2CCV 9/1/2009 1:22 PM Found	% Rec	Ck2CCV 9/1/2009 1:36 PM Found	% Rec
Mercury	253.7	5.0	5.00	**100.0**	5.12	**102.3**	4.98	**99.6**	5.02	**100.4**	5.07	**101.4**

Metals Data Reporting Form

Continuing Calibration Verification

Instrument: CVAA **Units:** ug/L

Chart Number: hg10901c.prn **Acceptable Range:** 80% - 120%

Standard Source: Ultra **Standard ID:**

Element	WL/ Mass	True Conc	Ck2CCV 9/1/2009 1:51 PM Found	% Rec	Found	% Rec	Found	% Rec	Found	% Rec	Found	% Rec
Mercury	253.7	5.0	5.07	**101.4**								

Metals Data Reporting Form

Contract Required Detection Limit Standard

Instrument: CVAA **Units:** ug/L

Chart Number: hg10901c.prn **Acceptable Range:** 50% - 150%

Standard Source: Ultra **Standard ID:**

Element	WL/ Mass	True Conc	Ck3CRA\MRL 9/1/2009 12:38 PM Found	% Rec	Found	% Rec	Found	% Rec	Found	% Rec	Found	% Rec
Mercury	253.7	0.2	0.21	**102.9**								

TestAmerica North Canton

Metals Data Reporting Form

Initial Calibration Blank Results

Instrument: CVAA **Units:** ug/L

Chart Number: hg10901c.prn

Standard Source: _____ **Standard ID:** _____

Element	WL/ Mass	Report Limit	Ck4ICB 9/1/2009 12:36 PM Found	Q	Found	Q	Found	Q	Found	Q	Found	Q
Mercury	253.7	0.2	0.1	U								

U Result is less than the IDL

B Result is between IDL and RL

TestAmerica North Canton

Metals Data Reporting Form

Continuing Calibration Blank Results

Instrument: CVAA **Units:** ug/L

Chart Number: hg10901c.prn

Standard Source: _____ **Standard ID:** _____

Element	WL/ Mass	Report Limit	Ck1CCB 9/1/2009 12:41 PM		Ck1CCB 9/1/2009 12:54 PM		Ck1CCB 9/1/2009 1:09 PM		Ck1CCB 9/1/2009 1:23 PM		Ck1CCB 9/1/2009 1:38 PM	
			Found	Q	Found	Q	Found	Q	Found	Q	Found	Q
Mercury	253.7	0.2	0.1	U	0.1	U	0.1	U	0.1	U	0.1	U

U Result is less than the IDL

B Result is between IDL and RL

Form 3 Equivalent

TestAmerica North Canton

Metals Data Reporting Form

Continuing Calibration Blank Results

Instrument: CVAA **Units:** ug/L

Chart Number: hg10901c.prn

Standard Source: _____ **Standard ID:** _____

Element	WL/ Mass	Report Limit	Ck1CCB 9/1/2009 1:52 PM Found	Q	Found	Q	Found	Q	Found	Q	Found	Q
Mercury	253.7	0.2	0.1	U								

U Result is less than the IDL

B Result is between IDL and RL

Form 3 Equivalent

```
:       Instrument Upload                                    Run Log - Page  1 :
:       Started Thu Aug 27 05:24:54 2009 by COUNTSK                            :
:       Data File: UPL$CAN_DATA_ROOT:<LHG>HG40826A.PRN;1                       :
```

#	WorkOrder	Dilution	Date	Time	Batch	Lot	Instrument
1	HG		27-AUG-2009				H4
2	STD01REP1	1	26-AUG-2009	08:15:06			H4
3	STD02REP1	1	26-AUG-2009	08:17:02			H4
4	STD03REP1	1	26-AUG-2009	08:18:27			H4
5	STD04REP1	1	26-AUG-2009	08:20:01			H4
6	STD05REP1	1	26-AUG-2009	08:21:27			H4
7	STD06REP1	1	26-AUG-2009	08:22:56			H4
8	CK2ICV	1	26-AUG-2009	08:38:31			H4
9	CK3ICB	1	26-AUG-2009	08:40:05			H4
10	CK4CRA\MRL	1	26-AUG-2009	08:42:00			H4
11	CK6CCV	1	26-AUG-2009	10:44:08			H4
12	CK5CCB	1	26-AUG-2009	10:45:52			H4
13	LJQWMB	1	26-AUG-2009	10:47:45			H4
14	LJQWMC	1	26-AUG-2009	10:49:49			H4
15	LJQQE	1	26-AUG-2009	10:51:15			H4
16	LJQQES	1	26-AUG-2009	10:53:27			H4
17	LJQQED	1	26-AUG-2009	10:55:45			H4
18	CK6CCV	1	26-AUG-2009	10:57:10			H4
19	CK5CCB	1	26-AUG-2009	10:58:37			H4
20	CK6CCV	1	26-AUG-2009	11:01:32			H4
21	CK5CCB	1	26-AUG-2009	11:02:59			H4
22	LJQWMB	1	26-AUG-2009	11:04:34			H4
23	LJQWMC	1	26-AUG-2009	11:05:59			H4
24	LJQQE	1	26-AUG-2009	11:08:47			H4
25	LJQQES	1	26-AUG-2009	11:10:13			H4
26	LJQQED	1	26-AUG-2009	11:12:11			H4
27	CK6CCV	1	26-AUG-2009	11:13:45			H4
28	CK5CCB	1	26-AUG-2009	11:16:21			H4
29	CK6CCV	1	26-AUG-2009	12:20:34			H4
30	CK5CCB	1	26-AUG-2009	12:22:08			H4
31	LJQWVB	1	26-AUG-2009	12:23:43	9238015	A9H260000	H4
32	LJQWVC	1	26-AUG-2009	12:25:08	9238015	A9H260000	H4
33	LJPW8	1	26-AUG-2009	12:27:16	9238015	9H25196	H4
34	LJPW8X	1	26-AUG-2009	12:28:42	9238015	9H25196	H4
35	LJPW8S	1	26-AUG-2009	12:30:26	9238015	9H25196	H4
36	LJPW8F	1	26-AUG-2009	12:32:26	9238015	9H25196	H4
37	LJPXM	1	26-AUG-2009	12:33:58	9238015	9H25196	H4
38	LJPXMF	1	26-AUG-2009	12:35:31	9238015	9H25196	H4
39	LJPXQ	1	26-AUG-2009	12:37:07	9238015	9H25196	H4
40	LJPXQF	1	26-AUG-2009	12:38:36	9238015	9H25196	H4
41	CK6CCV	1	26-AUG-2009	12:40:44			H4
42	CK5CCB	1	26-AUG-2009	12:42:17			H4
43	LJM2VBT	1	26-AUG-2009	12:43:52	9238016	A9H240000	H4
44	LJQWXBT	1	26-AUG-2009	12:45:28	9238016	A9H260000	H4

---------- (continued) ----------

#	WorkOrder	Dilution	Date	Time	Batch	Lot	Instrument
45	LJQWXCT	1	26-AUG-2009	12:47:18	9238016	A9H260000	H4
46	LJHCGT	1	26-AUG-2009	12:49:03	9238016	A9H200254	H4
47	LJHCGTS	1	26-AUG-2009	12:50:48	9238016	A9H200254	H4
48	LJHCGTD	1	26-AUG-2009	12:53:05	9238016	A9H200254	H4
49	LJHCMT	1	26-AUG-2009	12:54:59	9238016	A9H200254	H4
50	LJHCNT	1	26-AUG-2009	12:57:19	9238016	A9H200254	H4
51	LJM25BT	1	26-AUG-2009	12:58:42	9238018	A9H240000	H4
52	LJQW3BT	1	26-AUG-2009	13:00:18	9238018	A9H260000	H4
53	CK6CCV	1	26-AUG-2009	13:01:56			H4
54	CK5CCB	1	26-AUG-2009	13:04:34			H4
55	LJQW3CT	1	26-AUG-2009	13:06:03	9238018	A9H260000	H4
56	LJLA3T	1	26-AUG-2009	13:07:38	9238018	A9H210317	H4
57	LJLA3TS	1	26-AUG-2009	13:09:02	9238018	A9H210317	H4
58	LJLA3TD	1	26-AUG-2009	13:10:36	9238018	A9H210317	H4
59	LJK9GT	1	26-AUG-2009	13:12:04	9238018	A9H210310	H4
60	LJG9CT	1	26-AUG-2009	13:13:28	9238018	A9H200246	H4
61	LJK20T	1	26-AUG-2009	13:15:24	9238018	A9H210283	H4
62	LJK9PT	1	26-AUG-2009	13:17:49	9238018	A9H210310	H4
63	LJJ5HT	1	26-AUG-2009	13:19:13	9238018	A9H210180	H4
64	CK6CCV	1	26-AUG-2009	13:20:41			H4
65	CK6CCV	1	26-AUG-2009	13:29:34			H4
66	CK6CCV	1	26-AUG-2009	13:50:37			H4
67	CK6CCV	1	26-AUG-2009	13:52:13			H4

End of Report

Metals Data Reporting Form

Initial Calibration Verification Standard

Instrument: CVAA **Units:** ug/L

Chart Number: hg40826a.prn **Acceptable Range:** 90% - 110%

Standard Source: Ultra **Standard ID:**

Element	WL/ Mass	True Conc	Ck2ICV 8/26/2009 8:38 AM Found	% Rec	Found	% Rec	Found	% Rec	Found	% Rec	Found	% Rec
Mercury	253.7	2.5	2.55	**102.0**								

Metals Data Reporting Form

Continuing Calibration Verification

Instrument: CVAA **Units:** ug/L

Chart Number: hg40826a.prn **Acceptable Range:** 80% - 120%

Standard Source: Ultra **Standard ID:**

Element	WL/ Mass	True Conc	Ck6CCV 8/26/2009 10:44 AM Found	% Rec	Ck6CCV 8/26/2009 10:57 AM Found	% Rec	Ck6CCV 8/26/2009 11:01 AM Found	% Rec	Ck6CCV 8/26/2009 11:13 AM Found	% Rec	Ck6CCV 8/26/2009 12:20 PM Found	% Rec
Mercury	253.7	5.0	4.74	**94.8**	4.73	**94.5**	4.70	**94.0**	4.25	**85.0**	4.49	**89.8**

Metals Data Reporting Form

Continuing Calibration Verification

Instrument: CVAA **Units:** ug/L

Chart Number: hg40826a.prn **Acceptable Range:** 80% - 120%

Standard Source: Ultra **Standard ID:**

Element	WL/ Mass	True Conc	Ck6CCV 8/26/2009 12:40 PM Found	% Rec	Found	% Rec	Found	% Rec	Found	% Rec	Found	% Rec
Mercury	253.7	5.0	4.69	**93.8**								

Metals Data Reporting Form

Contract Required Detection Limit Standard

Instrument: CVAA **Units:** ug/L

Chart Number: hg40826a.prn **Acceptable Range:** 50% - 150%

Standard Source: Ultra **Standard ID:**

Element	WL/ Mass	True Conc	Ck4CRA\MRL 8/26/2009 8:42 AM Found	% Rec	Found	% Rec	Found	% Rec	Found	% Rec	Found	% Rec
Mercury	253.7	0.2	0.21	**102.6**								

TestAmerica North Canton

Metals Data Reporting Form

Initial Calibration Blank Results

Instrument: CVAA **Units:** ug/L

Chart Number: hg40826a.prn

Standard Source: _____ **Standard ID:** _____

Element	WL/ Mass	Report Limit	Ck3ICB 8/26/2009 8:40 AM Found	Q	Found	Q	Found	Q	Found	Q	Found	Q
Mercury	253.7	0.2	0.1	U								

5.04.5

U Result is less than the IDL
B Result is between IDL and RL

Form 3 Equivalent

TestAmerica North Canton

Metals Data Reporting Form

Continuing Calibration Blank Results

Instrument: CVAA **Units:** ug/L

Chart Number: hg40826a.prn

Standard Source: _____ **Standard ID:** _____

Element	WL/ Mass	Report Limit	Ck5CCB 8/26/2009 10:45 AM		Ck5CCB 8/26/2009 10:58 AM		Ck5CCB 8/26/2009 11:02 AM		Ck5CCB 8/26/2009 11:16 AM		Ck5CCB 8/26/2009 12:22 PM	
			Found	Q	Found	Q	Found	Q	Found	Q	Found	Q
Mercury	253.7	0.2	0.1	U	-0.1	B	-0.1	B	0.1	U	0.1	U

U Result is less than the IDL

B Result is between IDL and RL

TestAmerica North Canton

Metals Data Reporting Form

Continuing Calibration Blank Results

Instrument: CVAA **Units:** ug/L

Chart Number: hg40826a.prn

Standard Source: _____ **Standard ID:** _____

Element	WL/ Mass	Report Limit	Ck5CCB 8/26/2009 12:42 PM Found	Q	Found	Q	Found	Q	Found	Q	Found	Q
Mercury	253.7	0.2	0.1	U								

5.04.5

U Result is less than the IDL

B Result is between IDL and RL

Form 3 Equivalent

#	WorkOrder	Dilution	Date	Time	Batch	Lot	Instrument
1		1	11-SEP-2009				H4
2	STD01REP1	1	10-SEP-2009	12:33:14			H4
3	STD02REP1	1	10-SEP-2009	12:34:37			H4
4	STD03REP1	1	10-SEP-2009	12:36:11			H4
5	STD04REP1	1	10-SEP-2009	12:37:38			H4
6	STD05REP1	1	10-SEP-2009	12:39:25			H4
7	STD06REP1	1	10-SEP-2009	12:40:55			H4
8	CK2ICV	1	10-SEP-2009	12:43:14			H4
9	CK3ICB	1	10-SEP-2009	12:44:43			H4
10	CK4CRA\MRL	1	10-SEP-2009	12:46:13			H4
11	CK6CCV	1	10-SEP-2009	12:49:53			H4
12	CK5CCB	1	10-SEP-2009	12:51:51			H4
13	LKHLVBT	1	10-SEP-2009	12:53:14	9253017	A9I090000	H4
14	LKJEWBT	1	10-SEP-2009	12:54:38	9253017	A9I100000	H4
15	LKJEWCT	1	10-SEP-2009	12:56:06	9253017	A9I100000	H4
16	LKG77T	1	10-SEP-2009	12:58:30	9253017	A9I090144	H4
17	LKG77TS	1	10-SEP-2009	12:59:55	9253017	A9I090144	H4
18	LKG77TD	1	10-SEP-2009	13:01:21	9253017	A9I090144	H4
19	LKFC3B	1	10-SEP-2009	13:03:05	9251020	A9I080000	H4
20	LKFC3C	1	10-SEP-2009	13:04:29	9251020	A9I080000	H4
21	LKD2D	1	10-SEP-2009	13:06:13	9251020	9I04284	H4
22	LKD2DS	1	10-SEP-2009	13:07:36	9251020	9I04284	H4
23	CK6CCV	1	10-SEP-2009	13:09:01			H4
24	CK5CCB	1	10-SEP-2009	13:10:49			H4
25	LKD2DD	1	10-SEP-2009	13:12:25	9251020	9I04284	H4
26	LKD2DF	1	10-SEP-2009	13:14:09	9251020	9I04284	H4
27	LKD2DFS	1	10-SEP-2009	13:15:38	9251020	9I04284	H4
28	LKD2DFD	1	10-SEP-2009	13:17:06	9251020	9I04284	H4
29	LKD06	1	10-SEP-2009	13:18:55	9251020	9I04284	H4
30	LKD06F	1	10-SEP-2009	13:20:24	9251020	9I04284	H4
31	LKDW6	1	10-SEP-2009	13:21:47	9251020	9I04284	H4
32	LKDW6F	1	10-SEP-2009	13:23:21	9251020	9I04284	H4
33	LKD13	1	10-SEP-2009	13:25:46	9251020	9I04284	H4
34	LKD13F	1	10-SEP-2009	13:27:43	9251020	9I04284	H4
35	CK6CCV	1	10-SEP-2009	13:29:27			H4
36	CK5CCB	1	10-SEP-2009	13:31:03			H4
37	LKD17	1	10-SEP-2009	13:32:37	9251020	9I04284	H4
38	LKD17F	1	10-SEP-2009	13:34:14	9251020	9I04284	H4
39	LKD18	1	10-SEP-2009	13:35:40	9251020	9I04284	H4
40	LKD18F	1	10-SEP-2009	13:37:23	9251020	9I04284	H4
41	LKD2C	1	10-SEP-2009	13:38:46	9251020	9I04284	H4
42	LKD2CF	1	10-SEP-2009	13:40:54	9251020	9I04284	H4
43	LKD0R	1	10-SEP-2009	13:42:30	9251020	9I04284	H4
44	LKD0RF	1	10-SEP-2009	13:44:16	9251020	9I04284	H4

(continued)

#	WorkOrder	Dilution	Date	Time	Batch	Lot	Instrument
45	LKDQ6	1	10-SEP-2009	13:45:41	9251020	A9I040270	H4
46	LKDW1	1	10-SEP-2009	13:47:25	9251020	9I04284	H4
47	CK6CCV	1	10-SEP-2009	13:49:34			H4
48	CK5CCB	1	10-SEP-2009	13:51:00			H4
49	LKCD0	1	10-SEP-2009	13:52:24	9251020	A9I040124	H4
50	LKCD7	1	10-SEP-2009	13:54:33	9251020	A9I040124	H4
51	LKFC1B	1	10-SEP-2009	13:55:59	9251019	A9I080000	H4
52	LKFC1C	1	10-SEP-2009	13:57:45	9251019	A9I080000	H4
53	LKCC9	1	10-SEP-2009	13:59:51	9251019	A9I040116	H4
54	LKCC9S	1	10-SEP-2009	14:01:56	9251019	A9I040116	H4
55	LKCC9D	1	10-SEP-2009	14:03:44	9251019	A9I040116	H4
56	LKCHQ	1	10-SEP-2009	14:05:23	9251019	A9I040116	H4
57	LKDG6	1	10-SEP-2009	14:06:49	9251019	9I04239	H4
58	LJ9AE	5	10-SEP-2009	14:08:34	9251019	A9I030140	H4
59	CK6CCV	1	10-SEP-2009	14:10:06			H4
60	CK5CCB	1	10-SEP-2009	14:11:53			H4
61	LJ9AR	1	10-SEP-2009	14:13:29	9251019	A9I030140	H4
62	LJ9AX	1	10-SEP-2009	14:14:57	9251019	A9I030140	H4
63	LJ9A1	5	10-SEP-2009	14:16:24	9251019	A9I030140	H4
64	LKCHW	1	10-SEP-2009	14:17:49	9251019	A9I040116	H4
65	LJ9AC	1	10-SEP-2009	14:20:20	9251019	A9I030140	H4
66	LKCHP	1	10-SEP-2009	14:21:55	9251019	A9I040116	H4
67	LJ891	1	10-SEP-2009	14:23:43	9251019	A9I030140	H4
68	LKEPD	1	10-SEP-2009	14:25:28	9251019	A9I050157	H4
69	LKCJC	1	10-SEP-2009	14:27:33	9251019	A9I040116	H4
70	LKCH1	1	10-SEP-2009	14:29:13	9251019	A9I040116	H4
71	CK6CCV	1	10-SEP-2009	14:30:57			H4
72	CK5CCB	1	10-SEP-2009	14:32:55			H4
73	LKCH2	1	10-SEP-2009	14:34:50	9251019	A9I040116	H4
74	LKDWN	1	10-SEP-2009	14:36:30	9251019	A9I040285	H4
75	LKEN2F	1	10-SEP-2009	14:38:08			H4
76	LKEPJF	1	10-SEP-2009	14:39:33			H4
77	LKGM1B	1	10-SEP-2009	14:41:54	9252016	A9I090000	H4
78	LKGM1C	1	10-SEP-2009	14:43:30	9252016	A9I090000	H4
79	LJ9NG	1	10-SEP-2009	14:45:20	9252016	9I02192	H4
80	LJ9NGX	1	10-SEP-2009	14:46:55	9252016	9I02192	H4
81	LJ9NGS	1	10-SEP-2009	14:48:30	9252016	9I02192	H4
82	LJ9NGF	1	10-SEP-2009	14:49:56	9252016	9I02192	H4
83	CK6CCV	1	10-SEP-2009	14:51:56			H4
84	CK5CCB	1	10-SEP-2009	14:53:33			H4
85	LJ9NV	1	10-SEP-2009	14:55:01	9252016	9I02192	H4
86	LJ9NVF	1	10-SEP-2009	14:56:42	9252016	9I02192	H4
87	LJ9N4	1	10-SEP-2009	14:58:11	9252016	9I02192	H4
88	LJ9N4F	1	10-SEP-2009	15:00:28	9252016	9I02192	H4

(continued)

#	WorkOrder	Dilution	Date	Time	Batch	Lot	Instrument
89	LKE18	1	10-SEP-2009	15:02:32	9252016	9I04243	H4
90	LKE18F	1	10-SEP-2009	15:04:41	9252016	9I04243	H4
91	LKE2P	1	10-SEP-2009	15:06:30	9252016	9I04243	H4
92	LKE2PF	1	10-SEP-2009	15:08:06	9252016	9I04243	H4
93	LJ9N6	1	10-SEP-2009	15:09:55	9252016	9I02192	H4
94	LJ9N6F	1	10-SEP-2009	15:11:45	9252016	9I02192	H4
95	CK6CCV	1	10-SEP-2009	15:13:20			H4
96	CK5CCB	1	10-SEP-2009	15:15:25			H4
97	LKE2K	1	10-SEP-2009	15:17:09	9252016	9I04243	H4
98	LKE2KF	1	10-SEP-2009	15:18:54	9252016	9I04243	H4
99	LJ9N1	1	10-SEP-2009	15:20:20	9252016	9I02192	H4
100	LJ9N1F	1	10-SEP-2009	15:22:21	9252016	9I02192	H4
101	LKAPV	1	10-SEP-2009	15:24:28	9252016	9H25196	H4
102	LKAPVF	1	10-SEP-2009	15:26:09	9252016	9H25196	H4
103	LJ9N2	1	10-SEP-2009	15:27:59	9252016	9I02192	H4
104	LJ9N2F	1	10-SEP-2009	15:29:47	9252016	9I02192	H4
105	CK6CCV	1	10-SEP-2009	15:31:51			H4
106	CK5CCB	1	10-SEP-2009	15:33:55			H4
107	CK6CCV	1	10-SEP-2009	15:39:30			H4
108	CK5CCB	1	10-SEP-2009	15:41:17			H4
109	LKCD0	10	10-SEP-2009	15:42:42	9251020	A9I040124	H4
110	CK6CCV	1	10-SEP-2009	15:44:42			H4
111	CK5CCB	1	10-SEP-2009	15:46:46			H4
112	CK6CCV	1	10-SEP-2009	16:20:44			H4
113	CK6CCV	1	10-SEP-2009	16:29:36			H4
114	CK5CCB	1	10-SEP-2009	16:31:29			H4
115	LKGMVB	1	10-SEP-2009	16:34:16	9252014	A9I090000	H4
116	LKGMVC	1	10-SEP-2009	16:36:11	9252014	A9I090000	H4
117	LKFL3	1	10-SEP-2009	16:37:37	9252014	9I08113	H4
118	LKFL3X	1	10-SEP-2009	16:39:10	9252014	9I08113	H4
119	LKFL3S	1	10-SEP-2009	16:42:30	9252014	9I08113	H4
120	LKFL3F	1	10-SEP-2009	16:44:05	9252014	9I08113	H4
121	LKFL9	1	10-SEP-2009	16:47:25	9252014	9I08113	H4
122	LKFL9F	1	10-SEP-2009	16:49:04	9252014	9I08113	H4
123	LKFMC	1	10-SEP-2009	16:50:42	9252014	9I08113	H4
124	LKFMCF	1	10-SEP-2009	16:52:06	9252014	9I08113	H4
125	CK6CCV	1	10-SEP-2009	16:54:06			H4
126	CK5CCB	1	10-SEP-2009	16:55:40			H4
127	LKFMD	1	10-SEP-2009	16:57:03	9252014	9I08113	H4
128	LKFMDF	1	10-SEP-2009	16:58:50	9252014	9I08113	H4
129	LKFMG	1	10-SEP-2009	17:00:13	9252014	9I08113	H4
130	LKFMGF	1	10-SEP-2009	17:01:51	9252014	9I08113	H4
131	LKFMJ	1	10-SEP-2009	17:03:18	9252014	9I08113	H4
132	LKFMJF	1	10-SEP-2009	17:04:45	9252014	9I08113	H4

(continued)

#	WorkOrder	Dilution	Date	Time	Batch	Lot	Instrument
133	LKJEQB	1	10-SEP-2009	17:06:33	9253014	A9I100000	H4
134	LKJEQC	1	10-SEP-2009	17:09:01	9253014	A9I100000	H4
135	LKHGQ	1	10-SEP-2009	17:10:36	9253014	A9I090175	H4
136	LKHTK	1	10-SEP-2009	17:12:25	9253014	A9I090231	H4
137	CK6CCV	1	10-SEP-2009	17:13:59			H4
138	CK5CCB	1	10-SEP-2009	17:15:43			H4
139	LKHWE	1	10-SEP-2009	17:17:21	9253014	A9I090231	H4
140	LKHA7	1	10-SEP-2009	17:19:15	9253014	A9I090161	H4
141	LKHA7S	1	10-SEP-2009	17:20:41	9253014	A9I090161	H4
142	LKHA7D	1	10-SEP-2009	17:22:59	9253014	A9I090161	H4
143	LKHC2	1	10-SEP-2009	17:24:54	9253014	A9I090161	H4
144	LKHC7	1	10-SEP-2009	17:26:30	9253014	A9I090161	H4
145	LKHC9	1	10-SEP-2009	17:28:16	9253014	A9I090161	H4
146	LKHC9S	1	10-SEP-2009	17:30:01	9253014	A9I090161	H4
147	LKHC9D	1	10-SEP-2009	17:31:49	9253014	A9I090161	H4
148	LKHCW	1	10-SEP-2009	17:33:43	9253014	A9I090161	H4
149	CK6CCV	1	10-SEP-2009	17:35:12			H4
150	CK5CCB	1	10-SEP-2009	17:37:45			H4
151	LKHDL	1	10-SEP-2009	17:39:29	9253014	A9I090161	H4
152	LKHFD	1	10-SEP-2009	17:42:13	9253014	9I09172	H4
153	LKHFDF	1	10-SEP-2009	17:43:50	9253014	9I09172	H4
154	LKH1Q	1	10-SEP-2009	17:45:24	9253014	A9I090253	H4
155	LKH1V	1	10-SEP-2009	17:46:49	9253014	A9I090253	H4
156	LKJETB	1	10-SEP-2009	17:48:12	9253016	A9I100000	H4
157	LKJETC	1	10-SEP-2009	17:49:36	9253016	A9I100000	H4
158	LKHFT	1	10-SEP-2009	17:51:15	9253016	9I09172	H4
159	LKHFTX	1	10-SEP-2009	17:52:52	9253016	9I09172	H4
160	LKHFTS	1	10-SEP-2009	17:54:57	9253016	9I09172	H4
161	CK6CCV	1	10-SEP-2009	17:56:26			H4
162	CK5CCB	1	10-SEP-2009	17:58:20			H4
163	LKHFTF	1	10-SEP-2009	17:59:56	9253016	9I09172	H4
164	LKHG1	1	10-SEP-2009	18:01:20	9253016	9I09172	H4
165	LKHG1F	1	10-SEP-2009	18:03:40	9253016	9I09172	H4
166	LKHG3	1	10-SEP-2009	18:05:15	9253016	9I09172	H4
167	LKHG3F	1	10-SEP-2009	18:07:32	9253016	9I09172	H4
168	LKHG6	1	10-SEP-2009	18:09:27	9253016	9I09172	H4
169	LKHG6F	1	10-SEP-2009	18:11:03	9253016	9I09172	H4
170	LKHG7	1	10-SEP-2009	18:12:30	9253016	9I09172	H4
171	LKHG7F	1	10-SEP-2009	18:13:55	9253016	9I09172	H4
172	LKHGC	1	10-SEP-2009	18:17:16	9253016	9I09172	H4
173	CK6CCV	1	10-SEP-2009	18:18:45			H4
174	CK5CCB	1	10-SEP-2009	18:20:54			H4
175	LKHGCF	1	10-SEP-2009	18:22:18	9253016	9I09172	H4
176	LKHGM	1	10-SEP-2009	18:23:49	9253016	9I09172	H4

(continued)

: Instrument Upload Run Log - Page 5 :
: Started Fri Sep 11 08:08:20 2009 by TOTHR :
: Data File: UPL$CAN_DATA_ROOT:<LHG>HG40910A.PRN;1 :

#	WorkOrder	Dilution	Date	Time	Batch	Lot	Instrument
177	LKHGMF	1	10-SEP-2009	18:25:48	9253016	9I09172	H4
178	LKHGR	1	10-SEP-2009	18:27:34	9253016	9I09172	H4
179	LKHGRF	1	10-SEP-2009	18:29:50	9253016	9I09172	H4
180	LKHGV	1	10-SEP-2009	18:31:17	9253016	9I09172	H4
181	LKHGVF	1	10-SEP-2009	18:33:17	9253016	9I09172	H4
182	LKHGX	1	10-SEP-2009	18:34:43	9253016	9I09172	H4
183	LKHGXF	1	10-SEP-2009	18:36:09	9253016	9I09172	H4
184	CK6CCV	1	10-SEP-2009	18:37:34			H4
185	CK5CCB	1	10-SEP-2009	18:39:27			H4

9-16-09

End of Report

Metals Data Reporting Form

Initial Calibration Verification Standard

Instrument: CVAA **Units:** ug/L

Chart Number: hg40910a.prn **Acceptable Range:** 90% - 110%

Standard Source: Ultra **Standard ID:**

Element	WL/ Mass	True Conc	Ck2ICV 9/10/2009 12:43 PM Found	% Rec	Found	% Rec	Found	% Rec	Found	% Rec	Found	% Rec
Mercury	253.7	2.5	2.46	**98.3**								

Metals Data Reporting Form

Continuing Calibration Verification

Instrument: CVAA

Units: ug/L

Chart Number: hg40910a.prn

Acceptable Range: 80% - 120%

Standard Source: Ultra

Standard ID: _____

Element	WL/ Mass	True Conc	Ck6CCV 9/10/2009 12:49 PM Found	% Rec	Ck6CCV 9/10/2009 1:09 PM Found	% Rec	Ck6CCV 9/10/2009 1:29 PM Found	% Rec	Ck6CCV 9/10/2009 1:49 PM Found	% Rec	Ck6CCV 9/10/2009 2:10 PM Found	% Rec
Mercury	253.7	5.0	5.21	**104.2**	5.25	**105.0**	5.52	**110.4**	5.29	**105.8**	5.36	**107.3**

Metals Data Reporting Form

Continuing Calibration Verification

Instrument: CVAA **Units:** ug/L

Chart Number: hg40910a.prn **Acceptable Range:** 80% - 120%

Standard Source: Ultra **Standard ID:**

Element	WL/ Mass	True Conc	Ck6CCV 9/10/2009 2:30 PM Found	% Rec	Ck6CCV 9/10/2009 2:51 PM Found	% Rec	Ck6CCV 9/10/2009 3:13 PM Found	% Rec	Ck6CCV 9/10/2009 3:31 PM Found	% Rec	Found	% Rec
Mercury	253.7	5.0	5.19	**103.8**	5.29	**105.7**	5.45	**109.0**	5.42	**108.3**		

Metals Data Reporting Form

Contract Required Detection Limit Standard

Instrument: CVAA **Units:** ug/L

Chart Number: hg40910a.prn **Acceptable Range:** 50% - 150%

Standard Source: Ultra **Standard ID:**

Element	WL/ Mass	True Conc	Ck4CRA\MRL 9/10/2009 12:46 PM Found	% Rec	Found	% Rec	Found	% Rec	Found	% Rec	Found	% Rec
Mercury	253.7	0.2	0.25	126.5								

TestAmerica North Canton

Metals Data Reporting Form

Initial Calibration Blank Results

Instrument: CVAA **Units:** ug/L

Chart Number: hg40910a.prn

Standard Source: _____ **Standard ID:** _____

Element	WL/ Mass	Report Limit	Ck3ICB 9/10/2009 12:44 PM Found	Q	Found	Q	Found	Q	Found	Q	Found	Q
Mercury	253.7	0.2	0.1	U								

U Result is less than the IDL

B Result is between IDL and RL

TestAmerica North Canton

Metals Data Reporting Form

Continuing Calibration Blank Results

Instrument: CVAA **Units:** ug/L

Chart Number: hg40910a.prn

Standard Source: _____ **Standard ID:** _____

Element	WL/ Mass	Report Limit	Ck5CCB 9/10/2009 12:51 PM Found	Q	Ck5CCB 9/10/2009 1:10 PM Found	Q	Ck5CCB 9/10/2009 1:31 PM Found	Q	Ck5CCB 9/10/2009 1:51 PM Found	Q	Ck5CCB 9/10/2009 2:11 PM Found	Q
Mercury	253.7	0.2	0.1	U	0.1	U	0.1	U	**-0.2**	**B**	**0.1**	**B**

5.04.5

U Result is less than the IDL

B Result is between IDL and RL

Form 3 Equivalent

TestAmerica North Canton

Metals Data Reporting Form

Continuing Calibration Blank Results

Instrument: CVAA **Units:** ug/L

Chart Number: hg40910a.prn

Standard Source: _____ **Standard ID:** _____

Element	WL/ Mass	Report Limit	Ck5CCB 9/10/2009 2:32 PM Found	Q	Ck5CCB 9/10/2009 2:53 PM Found	Q	Ck5CCB 9/10/2009 3:15 PM Found	Q	Ck5CCB 9/10/2009 3:33 PM Found	Q	Found	Q
Mercury	253.7	0.2	0.1	U	0.1	U	**0.1**	**B**	0.1	U		

U Result is less than the IDL

B Result is between IDL and RL

Instrument Upload Run Log - Page 1
Started Tue Sep 1 04:44:18 2009 by DAVIESB
Data File: UPL$CAN_DATA_ROOT:<REP>I80831A.CSV;1

#	WorkOrder	Dilution	Date	Time	Batch	Lot	Instrument
1	STD1	1	31-AUG-2009	08:17:13			I8
2	STD2	1	31-AUG-2009	08:20:15			I8
3	STD3	1	31-AUG-2009	08:24:41			I8
4	STD4	1	31-AUG-2009	08:28:52			I8
5	ICV	1	31-AUG-2009	08:32:55			I8
6	ICB	1	31-AUG-2009	08:38:54			I8
7	CRI	1	31-AUG-2009	08:41:54			I8
8	ICSA	1	31-AUG-2009	08:46:00			I8
9	ICSAB	1	31-AUG-2009	08:49:10			I8
10	CCV	1	31-AUG-2009	08:57:06			I8
11	CCB	1	31-AUG-2009	09:03:21			I8
12	LJFQA	5	31-AUG-2009	09:06:43	9233015	A9H200109	I8
13	LJFQC	5	31-AUG-2009	09:10:46	9233015	A9H200109	I8
14	LJFQD	5	31-AUG-2009	09:14:48	9233015	A9H200109	I8
15	LJFQDL	1	31-AUG-2009	09:18:53			I8
16	LJMHMB	1	31-AUG-2009	09:23:14	9236015	A9H240000	I8
17	LJMHMC	1	31-AUG-2009	09:27:21	9236015	A9H240000	I8
18	LJLXM	1	31-AUG-2009	09:32:59	9236015	9H19214	I8
19	LJLXMF	1	31-AUG-2009	09:37:05	9236015	9H19214	I8
20	LJLXMX	1	31-AUG-2009	09:41:12	9236015	9H19214	I8
21	LJLXMS	1	31-AUG-2009	09:45:16	9236015	9H19214	I8
22	CCV	1	31-AUG-2009	09:51:00			I8
23	CCB	1	31-AUG-2009	09:57:16			I8
24	LJLXN	1	31-AUG-2009	10:01:29	9236015	9H19214	I8
25	LJLXNF	1	31-AUG-2009	10:05:34	9236015	9H19214	I8
26	LJLXP	1	31-AUG-2009	10:09:38	9236015	9H19214	I8
27	LJLXPF	1	31-AUG-2009	10:13:38	9236015	9H19214	I8
28	LJLXQ	1	31-AUG-2009	10:17:44	9236015	9H19214	I8
29	LJLXQF	1	31-AUG-2009	10:21:48	9236015	9H19214	I8
30	LJLXR	1	31-AUG-2009	10:25:51	9236015	9H19214	I8
31	LJLXRF	1	31-AUG-2009	10:29:55	9236015	9H19214	I8
32	LJLXV	1	31-AUG-2009	10:34:02	9236015	9H19214	I8
33	LJLXVF	1	31-AUG-2009	10:38:06	9236015	9H19214	I8
34	CCV	1	31-AUG-2009	10:42:09			I8
35	CCB	1	31-AUG-2009	10:47:50			I8
36	LJLXVFL	1	31-AUG-2009	10:56:32			I8
37	LJQWVB	1	31-AUG-2009	11:00:40	9238015	A9H260000	I8
38	LJQWVC	1	31-AUG-2009	11:04:50	9238015	A9H260000	I8
39	LJN5D	1	31-AUG-2009	11:10:43	9238015	9H25113	I8
40	LJPW8	1	31-AUG-2009	11:14:44	9238015	9H25196	I8
41	LJPW8F	1	31-AUG-2009	11:18:48	9238015	9H25196	I8
42	LJPW8X	1	31-AUG-2009	11:22:50	9238015	9H25196	I8
43	LJPW8S	1	31-AUG-2009	11:26:53	9238015	9H25196	I8
44	LJPXM	1	31-AUG-2009	11:32:49	9238015	9H25196	I8

(continued)

#	WorkOrder	Dilution	Date	Time	Batch	Lot	Instrument
45	LJPXMF	1	31-AUG-2009	11:36:53	9238015	9H25196	I8
46	CCV	1	31-AUG-2009	11:40:56			I8
47	CCB	1	31-AUG-2009	11:47:13			I8
48	LJPXQ	1	31-AUG-2009	11:50:14	9238015	9H25196	I8
49	LJPXQF	1	31-AUG-2009	11:54:19	9238015	9H25196	I8
50	LJPXQFL	1	31-AUG-2009	11:58:22			I8
51	LJ3AKB	1	31-AUG-2009	12:02:26	9243022	A9H310000	I8
52	LJ3AKC	1	31-AUG-2009	12:06:31	9243022	A9H310000	I8
53	LJ2D4	1	31-AUG-2009	12:11:18	9243022	A9H290133	I8
54	LJ2D4L	1	31-AUG-2009	12:15:22			I8
55	LJ2D4S	1	31-AUG-2009	12:19:31	9243022	A9H290133	I8
56	LJ2D4D	1	31-AUG-2009	12:24:40	9243022	A9H290133	I8
57	CCV	1	31-AUG-2009	12:33:36			I8
58	CCB	1	31-AUG-2009	12:39:15			I8
59	CCV	1	31-AUG-2009	14:11:24			I8
60	CCB	1	31-AUG-2009	14:17:09			I8
61	LJ3AAB	1	31-AUG-2009	14:21:13	9243018	A9H310000	I8
62	LJ3AAC	1	31-AUG-2009	14:25:15	9243018	A9H310000	I8
63	LJ0WT	1	31-AUG-2009	14:30:46	9243018	A9H280203	I8
64	LJ0WTS	1	31-AUG-2009	14:34:48	9243018	A9H280203	I8
65	LJ0WTD	1	31-AUG-2009	14:40:40	9243018	A9H280203	I8
66	LJ17K	1	31-AUG-2009	14:46:58	9243018	A9H290102	I8
67	LJ17KS	1	31-AUG-2009	14:51:03	9243018	A9H290102	I8
68	LJ17KD	1	31-AUG-2009	14:57:23	9243018	A9H290102	I8
69	LJ17N	1	31-AUG-2009	15:03:42	9243018	A9H290102	I8
70	LJ2G5	1	31-AUG-2009	15:07:47	9243018	A9H290140	I8
71	CCV	1	31-AUG-2009	15:11:55			I8
72	CCB	1	31-AUG-2009	15:18:07			I8
73	LJ2HA	1	31-AUG-2009	15:22:10	9243018	A9H290140	I8
74	LJ2HC	1	31-AUG-2009	15:26:13	9243018	A9H290140	I8
75	LJ2HD	1	31-AUG-2009	15:30:19	9243018	A9H290140	I8
76	LJ2HE	1	31-AUG-2009	15:34:25	9243018	A9H290140	I8
77	LJ2HF	1	31-AUG-2009	15:38:29	9243018	A9H290140	I8
78	LJ2HG	1	31-AUG-2009	15:42:32	9243018	A9H290140	I8
79	LJ2HM	1	31-AUG-2009	15:46:35	9243018	A9H290140	I8
80	LJ2HP	1	31-AUG-2009	15:50:39	9243018	A9H290140	I8
81	LJ2HR	1	31-AUG-2009	15:54:46	9243018	A9H290140	I8
82	LJ2HT	1	31-AUG-2009	15:58:57	9243018	A9H290140	I8
83	CCV	1	31-AUG-2009	16:03:03			I8
84	CCB	1	31-AUG-2009	16:09:05			I8
85	LJ2HV	1	31-AUG-2009	16:13:09	9243018	A9H290140	I8
86	LJ2HW	1	31-AUG-2009	16:17:17	9243018	A9H290140	I8
87	LJ2HX	1	31-AUG-2009	16:21:23	9243018	A9H290140	I8
88	LJ2HXL	1	31-AUG-2009	16:25:25			I8

(continued)

Metals Data Reporting Form

Initial Calibration Verification Standard

Instrument: ICPMS **Units:** ug/L

Chart Number: I80831A.csv **Acceptable Range:** 90% - 110%

Standard Source: _____ **Standard ID:** _____

Element	WL/ Mass	True Conc	ICV 8/31/2009 8:32 AM Found	% Rec	Found	% Rec	Found	% Rec	Found	% Rec	Found	% Rec
Antimony	121	80.0	82.95	**103.7**								
Arsenic	75	80.0	79.93	**99.9**								
Barium	137	80.0	79.76	**99.7**								
Cadmium	111	80.0	82.35	**102.9**								
Chromium	52	80.0	81.66	**102.1**								
Cobalt	59	80.0	81.47	**101.8**								
Copper	65	80.0	83.53	**104.4**								
Iron	56	20000.0	20186.67	**100.9**								
Lead	208	80.0	78.03	**97.5**								
Manganese	55	400.0	403.83	**101.0**								
Molybdenum	95	80.0	84.43	**105.5**								
Nickel	60	80.0	83.58	**104.5**								
Selenium	78	80.0	82.85	**103.6**								
Silver	107	80.0	84.66	**105.8**								
Thallium	205	80.0	77.78	**97.2**								
Vanadium	51	80.0	80.26	**100.3**								
Zinc	66	80.0	83.02	**103.8**								

Metals Data Reporting Form

Continuing Calibration Verification

Instrument: ICPMS **Units:** ug/L

Chart Number: I80831A.csv **Acceptable Range:** 90% - 110%

Standard Source: _____ **Standard ID:** _____

Element	WL/ Mass	True Conc	CCV 8/31/2009 8:57 AM Found	% Rec	CCV 2 8/31/2009 10:42 AM Found	% Rec	CCV 3 8/31/2009 11:40 AM Found	% Rec	CCV 4 8/31/2009 12:33 PM Found	% Rec	Found	% Rec
Antimony	121	100.0	101.17	**101.2**	100.19	**100.2**	100.83	**100.8**	100.71	**100.7**		
Arsenic	75	100.0	100.07	**100.1**	99.79	**99.8**	100.12	**100.1**	99.40	**99.4**		
Barium	137	100.0	98.93	**98.9**	98.96	**99.0**	100.38	**100.4**	97.51	**97.5**		
Cadmium	111	100.0	101.43	**101.4**	101.37	**101.4**	101.33	**101.3**	101.80	**101.8**		
Chromium	52	100.0	99.79	**99.8**	97.50	**97.5**	98.10	**98.1**	98.83	**98.8**		
Cobalt	59	100.0	99.99	**100.0**	98.34	**98.3**	99.11	**99.1**	99.35	**99.3**		
Copper	65	100.0	101.97	**102.0**	100.50	**100.5**	101.56	**101.6**	101.50	**101.5**		
Iron	56	25000.0	25426.67	**101.7**	25483.33	**101.9**	25690.00	**102.8**	25603.33	**102.4**		
Lead	208	100.0	96.61	**96.6**	95.44	**95.4**	95.17	**95.2**	95.24	**95.2**		
Manganese	55	500.0	501.37	**100.3**	500.00	**100.0**	498.63	**99.7**	500.83	**100.2**		
Molybdenum	95	100.0	108.57	**108.6**	103.90	**103.9**	105.47	**105.5**	103.20	**103.2**		
Nickel	60	100.0	101.63	**101.6**	98.96	**99.0**	100.13	**100.1**	101.33	**101.3**		
Selenium	78	100.0	103.20	**103.2**	103.13	**103.1**	102.83	**102.8**	102.87	**102.9**		
Silver	107	100.0	102.27	**102.3**	101.33	**101.3**	102.00	**102.0**	101.50	**101.5**		
Thallium	205	100.0	96.64	**96.6**	95.16	**95.2**	94.82	**94.8**	94.50	**94.5**		
Vanadium	51	100.0	98.42	**98.4**	95.89	**95.9**	95.63	**95.6**	95.80	**95.8**		
Zinc	66	100.0	102.47	**102.5**	103.87	**103.9**	103.83	**103.8**	104.30	**104.3**		

Metals Data Reporting Form

Contract Required Detection Limit Standard

Instrument: ICPMS **Units:** ug/L

Chart Number: I80831A.csv **Acceptable Range:** 50% - 150%

Standard Source: _____ **Standard ID:** _____

Element	WL/ Mass	True Conc	CRI 8/31/2009 8:41 AM Found	% Rec	Found	% Rec	Found	% Rec	Found	% Rec	Found	% Rec
Antimony	121	2.0	2.07	**103.7**								
Arsenic	75	2.0	2.05	**102.3**								
Barium	137	1.0	1.02	**101.9**								
Cadmium	111	0.5	0.52	**104.5**								
Chromium	52	2.0	2.06	**103.2**								
Cobalt	59	1.0	1.04	**103.9**								
Copper	65	2.0	2.51	**125.4**								
Iron	56	50.0	68.01	**136.0**								
Lead	208	1.0	1.00	**100.3**								
Manganese	55	1.0	1.29	**128.7**								
Molybdenum	95	10.0	10.20	**102.0**								
Nickel	60	2.0	2.36	**117.9**								
Selenium	78	2.0	2.22	**110.9**								
Silver	107	0.5	0.58	**115.6**								
Thallium	205	1.0	1.04	**103.8**								
Vanadium	51	5.0	4.88	**97.5**								
Zinc	66	10.0	11.80	**118.0**								

TestAmerica North Canton

Metals Data Reporting Form

Initial Calibration Blank Results

Instrument: ICPMS **Units:** ug/L

Chart Number: I80831A.csv

Standard Source: _____ **Standard ID:** _____

Element	WL/ Mass	Report Limit	ICB 8/31/2009 8:38 AM Found	Q	Found	Q	Found	Q	Found	Q	Found	Q
Antimony	121	2	0.055	U								
Arsenic	75	5	0.21	U								
Barium	137	1	0.052	U								
Cadmium	111	1	0.027	U								
Chromium	52	2	0.066	U								
Cobalt	59	1	0.033	U								
Copper	65	2	0.064	U								
Iron	56	50	11	U								
Lead	208	1	0.034	U								
Manganese	55	1	0.14	U								
Molybdenum	95	2	**0.36**	**B**								
Nickel	60	2	0.1	U								
Selenium	78	5	0.14	U								
Silver	107	1	0.033	U								
Thallium	205	1	**0.2**	**B**								
Vanadium	51	20	0.6	U								
Zinc	66	20	0.85	U								

U Result is less than the IDL

B Result is between IDL and RL

Form 3 Equivalent

TestAmerica North Canton

Metals Data Reporting Form

Continuing Calibration Blank Results

Instrument: ICPMS **Units:** ug/L

Chart Number: I80831A.csv

Standard Source: _____ **Standard ID:** _____

Element	WL/ Mass	Report Limit	CCB 8/31/2009 9:03 AM		CCB 2 8/31/2009 10:47 AM		CCB 3 8/31/2009 11:47 AM		CCB 4 8/31/2009 12:39 PM			
			Found	Q	Found	Q	Found	Q	Found	Q	Found	Q
Antimony	121	2	0.055	U	0.055	U	**0.059**	**B**	**0.2**	**B**		
Arsenic	75	5	0.21	U	0.21	U	0.21	U	0.21	U		
Barium	137	1	0.052	U	0.052	U	0.052	U	**0.057**	**B**		
Cadmium	111	1	0.027	U	**0.035**	**B**	**0.042**	**B**	**0.059**	**B**		
Chromium	52	2	0.066	U	0.066	U	**-0.13**	**B**	**-0.094**	**B**		
Cobalt	59	1	0.033	U	0.033	U	**0.034**	**B**	**0.059**	**B**		
Copper	65	2	0.064	U	0.064	U	0.064	U	**0.073**	**B**		
Iron	56	50	11	U	**11.8**	**B**	**13.5**	**B**	**19.5**	**B**		
Lead	208	1	0.034	U	0.034	U	**0.04**	**B**	**0.078**	**B**		
Manganese	55	1	0.14	U	**0.24**	**B**	**0.3**	**B**	**0.47**	**B**		
Molybdenum	95	2	**1.1**	**B**	**0.3**	**B**	**0.36**	**B**	**0.44**	**B**		
Nickel	60	2	0.1	U	0.1	U	0.1	U	0.1	U		
Selenium	78	5	0.14	U	0.14	U	0.14	U	0.14	U		
Silver	107	1	0.033	U	0.033	U	**0.036**	**B**	**0.043**	**B**		
Thallium	205	1	**0.21**	**B**	**0.18**	**B**	**0.2**	**B**	**0.21**	**B**		
Vanadium	51	20	0.6	U	0.6	U	0.6	U	0.6	U		
Zinc	66	20	0.85	U	0.85	U	0.85	U	0.85	U		

U Result is less than the IDL

B Result is between IDL and RL

```
:       Instrument Upload                                    Run Log - Page  1 :
:       Started Thu Sep  3 10:12:26 2009 by DAVIESB                            :
:       Data File: UPL$CAN_DATA_ROOT:<REP>I80903A.CSV;1                        :
```

#	WorkOrder	Dilution	Date	Time	Batch	Lot	Instrument
1	STD1	1	03-SEP-2009	08:21:01			I8
2	STD2	1	03-SEP-2009	08:23:20			I8
3	STD3	1	03-SEP-2009	08:26:25			I8
4	ICV	1	03-SEP-2009	08:30:41			I8
5	ICB	1	03-SEP-2009	08:34:16			I8
6	CRI	1	03-SEP-2009	08:36:38			I8
7	ICSA	1	03-SEP-2009	08:39:37			I8
8	ICSAB	1	03-SEP-2009	08:41:58			I8
9	CCV	1	03-SEP-2009	08:46:39			I8
10	CCB	1	03-SEP-2009	08:50:44			I8
11	LJLXN	1	03-SEP-2009	08:55:25	9236015	9H19214	I8
12	LJLXNF	1	03-SEP-2009	08:58:51	9236015	9H19214	I8
13	LJLXP	1	03-SEP-2009	09:01:13	9236015	9H19214	I8
14	LJLXPF	1	03-SEP-2009	09:04:35	9236015	9H19214	I8
15	LJLXQ	1	03-SEP-2009	09:07:56	9236015	9H19214	I8
16	LJLXQF	1	03-SEP-2009	09:11:18	9236015	9H19214	I8
17	LJLXR	1	03-SEP-2009	09:14:41	9236015	9H19214	I8
18	LJLXRF	1	03-SEP-2009	09:18:04	9236015	9H19214	I8
19	CCV	1	03-SEP-2009	09:21:35			I8
20	CCB	1	03-SEP-2009	09:26:50			I8
21	LJLXV	1	03-SEP-2009	09:29:07	9236015	9H19214	I8
22	LJLXVF	1	03-SEP-2009	09:32:31	9236015	9H19214	I8
23	LJLXVFL	1	03-SEP-2009	09:35:56			I8
24	LJQWVB	1	03-SEP-2009	09:38:58	9238015	A9H260000	I8
25	LJQWVC	1	03-SEP-2009	09:41:15	9238015	A9H260000	I8
26	LJPW8	1	03-SEP-2009	09:45:55	9238015	9H25196	I8
27	LJPW8F	1	03-SEP-2009	09:49:17	9238015	9H25196	I8
28	LJPW8X	1	03-SEP-2009	09:52:39	9238015	9H25196	I8
29	LJPW8S	1	03-SEP-2009	09:56:05	9238015	9H25196	I8
30	LJPXM	1	03-SEP-2009	10:01:04	9238015	9H25196	I8
31	CCV	1	03-SEP-2009	10:04:28			I8
32	CCB	1	03-SEP-2009	10:09:39			I8
33	LJPXMF	1	03-SEP-2009	10:13:05	9238015	9H25196	I8
34	LJPXQ	1	03-SEP-2009	10:17:00	9238015	9H25196	I8
35	LJPXQF	1	03-SEP-2009	10:20:41	9238015	9H25196	I8
36	LJPXQFL	1	03-SEP-2009	10:24:13			I8
37	LJ3AAB	1	03-SEP-2009	10:27:41	9243018	A9H310000	I8
38	LJ3AAC	1	03-SEP-2009	10:31:04	9243018	A9H310000	I8
39	LJ17K	1	03-SEP-2009	10:35:50	9243018	A9H290102	I8
40	LJ17KS	1	03-SEP-2009	10:39:11	9243018	A9H290102	I8
41	LJ17KD	1	03-SEP-2009	10:44:19	9243018	A9H290102	I8
42	LJ17N	1	03-SEP-2009	10:49:55	9243018	A9H290102	I8
43	CCV	1	03-SEP-2009	10:53:18			I8
44	CCB	1	03-SEP-2009	10:58:04			I8

```
---------------------------------- End of Report -----------------------------
```

Metals Data Reporting Form

Initial Calibration Verification Standard

Instrument: ICPMS **Units:** ug/L

Chart Number: I80903A.csv **Acceptable Range:** 90% - 110%

Standard Source: _____ **Standard ID:** _____

Element	WL/ Mass	True Conc	ICV 9/3/2009 8:30 AM Found	% Rec	Found	% Rec	Found	% Rec	Found	% Rec	Found	% Rec
Beryllium	9	80.0	81.48	**101.8**								
Potassium	39	40000.0	40006.67	**100.0**								

Metals Data Reporting Form

Continuing Calibration Verification

Instrument: ICPMS

Units: ug/L

Chart Number: I80903A.csv

Acceptable Range: 90% - 110%

Standard Source:

Standard ID:

Element	WL/ Mass	True Conc	CCV 9/3/2009 8:46 AM Found	% Rec	CCV 1 9/3/2009 9:21 AM Found	% Rec	CCV 2 9/3/2009 10:04 AM Found	% Rec	CCV 3 9/3/2009 10:53 AM Found	% Rec	Found	% Rec
Beryllium	9	100.0	96.74	**96.7**	95.37	**95.4**	95.37	**95.4**	96.42	**96.4**		
Potassium	39	50000.0	50446.67	**100.9**	50343.33	**100.7**	50730.00	**101.5**	51310.00	**102.6**		

Metals Data Reporting Form

Contract Required Detection Limit Standard

Instrument: ICPMS **Units:** ug/L

Chart Number: I80903A.csv **Acceptable Range:** 50% - 150%

Standard Source: _____ **Standard ID:** _____

Element	WL/ Mass	True Conc	CRI 9/3/2009 8:36 AM Found	% Rec	Found	% Rec	Found	% Rec	Found	% Rec	Found	% Rec
Beryllium	9	1.0	0.99	**99.1**								
Potassium	39	1000.0	1014.67	**101.5**								

TestAmerica North Canton

Metals Data Reporting Form

Initial Calibration Blank Results

Instrument: ICPMS **Units:** ug/L

Chart Number: I80903A.csv

Standard Source: _____ **Standard ID:** _____

Element	WL/ Mass	Report Limit	ICB 9/3/2009 8:34 AM Found	Q	Found	Q	Found	Q	Found	Q	Found	Q
Beryllium	9	1	0.037	U								
Potassium	39	1000	17	U								

5.04.5

U Result is less than the IDL
B Result is between IDL and RL

Form 3 Equivalent

TestAmerica North Canton

Metals Data Reporting Form

Continuing Calibration Blank Results

Instrument: ICPMS **Units:** ug/L

Chart Number: I80903A.csv

Standard Source: _____ **Standard ID:** _____

Element	WL/ Mass	Report Limit	CCB 9/3/2009 8:50 AM Found	Q	CCB 1 9/3/2009 9:26 AM Found	Q	CCB 2 9/3/2009 10:09 AM Found	Q	CCB 3 9/3/2009 10:58 AM Found	Q	Found	Q
Beryllium	9	1	0.037	U	0.037	U	0.037	U	-0.066	B		
Potassium	39	1000	17	U	20.6	B	17	U	-36	B		

U Result is less than the IDL

B Result is between IDL and RL

```
:       Instrument Upload                                    Run Log - Page  1 :
:       Started Tue Sep  8 06:53:45 2009 by DAVIESB                            :
:       Data File: UPL$CAN_DATA_ROOT:<REP>I80904A.CSV;1                        :
```

#	WorkOrder	Dilution	Date	Time	Batch	Lot	Instrument
1	STD1	1	04-SEP-2009	08:06:52			I8
2	STD2	1	04-SEP-2009	08:10:05			I8
3	STD3	1	04-SEP-2009	08:14:15			I8
4	STD4	1	04-SEP-2009	08:19:26			I8
5	ICV	1	04-SEP-2009	08:23:48			I8
6	ICB	1	04-SEP-2009	08:29:58			I8
7	CRI	1	04-SEP-2009	08:33:13			I8
8	ICSA	1	04-SEP-2009	08:37:37			I8
9	ICSAB	1	04-SEP-2009	08:40:57			I8
10	CCV	1	04-SEP-2009	08:46:48			I8
11	CCB	1	04-SEP-2009	08:53:04			I8
12	LJXQ1B	1	04-SEP-2009	08:57:26	9240018	A9H280000	I8
13	LJT5L	10	04-SEP-2009	09:01:28	9240018	C9H260327	I8
14	LJT5R	10	04-SEP-2009	09:05:23	9240018	C9H260327	I8
15	LJT5V	10	04-SEP-2009	09:09:31	9240018	C9H260327	I8
16	LJT5W	10	04-SEP-2009	09:13:51	9240018	C9H260327	I8
17	LJ6PCB	1	04-SEP-2009	09:18:07	9245026	A9I020000	I8
18	LJ6PCC	1	04-SEP-2009	09:21:49	9245026	A9I020000	I8
19	LJ5VA	1	04-SEP-2009	09:27:22	9245026	A9I010236	I8
20	LJ5VF	1	04-SEP-2009	09:31:45	9245026	A9I010236	I8
21	LJ5VH	1	04-SEP-2009	09:36:11	9245026	A9I010236	I8
22	CCV	1	04-SEP-2009	09:40:30			I8
23	CCB	1	04-SEP-2009	09:46:13			I8
24	LJ5VJ	1	04-SEP-2009	09:49:31	9245026	A9I010236	I8
25	LJ5VK	1	04-SEP-2009	09:53:49	9245026	A9I010236	I8
26	LJ5VN	1	04-SEP-2009	09:58:15	9245026	A9I010236	I8
27	LJ5VNL	1	04-SEP-2009	10:02:31			I8
28	LJ6PQB	1	04-SEP-2009	10:06:50			I8
29	LJ6PQC	1	04-SEP-2009	10:11:10			I8
30	LJ5CD	1	04-SEP-2009	10:15:49	9251022	A9I010167	I8
31	LJ5CN	1	04-SEP-2009	10:20:09	9251022	A9I010167	I8
32	LJ5CQ	1	04-SEP-2009	10:24:34	9251022	A9I010167	I8
33	LJ5CT	1	04-SEP-2009	10:28:54	9251022	A9I010167	I8
34	CCV	1	04-SEP-2009	10:33:17			I8
35	CCB	1	04-SEP-2009	10:47:47			I8
36	LJ5CV	1	04-SEP-2009	10:51:07	9251022	A9I010167	I8
37	LJ5CX	1	04-SEP-2009	10:55:26	9251022	A9I010167	I8
38	LJ5C0	1	04-SEP-2009	10:59:46	9251022	A9I010167	I8
39	LJ5C0S	10	04-SEP-2009	11:14:07	9251022	A9I010167	I8
40	LJ5C0D	10	04-SEP-2009	11:18:31	9251022	A9I010167	I8
41	LJ5TG	10	04-SEP-2009	11:22:48	9251022	A9I010236	I8
42	LJ5TL	10	04-SEP-2009	11:26:25	9251022	A9I010236	I8
43	LJ5TN	10	04-SEP-2009	11:30:03	9251022	A9I010236	I8
44	LJ5TQ	10	04-SEP-2009	11:34:27	9251022	A9I010236	I8

---------- (continued) ----------

#	WorkOrder	Dilution	Date	Time	Batch	Lot	Instrument
45	LJ5TR	10	04-SEP-2009	11:38:46	9251022	A9I010236	I8
46	CCV	1	04-SEP-2009	11:43:07			I8
47	CCB	1	04-SEP-2009	11:48:43			I8
48	LJ5TW	10	04-SEP-2009	11:53:01	9251022	A9I010236	I8
49	LJ5T0	10	04-SEP-2009	11:57:20	9251022	A9I010236	I8
50	LJ5T1	10	04-SEP-2009	12:01:40	9251022	A9I010236	I8
51	LJ5T5	10	04-SEP-2009	12:06:00	9251022	A9I010236	I8
52	LJ5T6	10	04-SEP-2009	12:10:20	9251022	A9I010236	I8
53	LJ5T6L	50	04-SEP-2009	12:14:42			I8
54	LJ5T8	10	04-SEP-2009	12:19:06	9251022	A9I010236	I8
55	LJTCV	1	04-SEP-2009	12:23:26	9239019	9H25196	I8
56	LJTCVF	1	04-SEP-2009	12:27:44	9239019	9H25196	I8
57	LJTDX	1	04-SEP-2009	12:32:03	9239019	9H25196	I8
58	CCV	1	04-SEP-2009	12:40:51			I8
59	CCB	1	04-SEP-2009	12:54:19			I8
60	LJTDXF	1	04-SEP-2009	12:57:32	9239019	9H25196	I8
61	LJTGV	1	04-SEP-2009	13:01:50	9239019	9H26266	I8
62	LJTGVF	1	04-SEP-2009	13:06:07	9239019	9H26266	I8
63	LJTGVX	1	04-SEP-2009	13:10:26	9239019	9H26266	I8
64	LJTGVS	1	04-SEP-2009	13:14:46	9239019	9H26266	I8
65	LJTG5	1	04-SEP-2009	13:19:58	9239019	9H26266	I8
66	LJTG5F	1	04-SEP-2009	13:24:18	9239019	9H26266	I8
67	LJT24	1	04-SEP-2009	13:28:27	9239019	A9H260314	I8
68	LJT25	1	04-SEP-2009	13:32:21	9239019	A9H260314	I8
69	LJT26	1	04-SEP-2009	13:36:59	9239019	A9H260314	I8
70	CCV	1	04-SEP-2009	13:41:25			I8
71	CCB	1	04-SEP-2009	13:47:06			I8
72	LKA17B	1	04-SEP-2009	13:50:23	9247012	A9I040000	I8
73	LKA17C	1	04-SEP-2009	13:53:39	9247012	A9I040000	I8
74	LJ88N	1	04-SEP-2009	13:58:51	9247012	9I03132	I8
75	LJ88P	1	04-SEP-2009	14:03:16	9247012	9I03132	I8
76	LJT27	1	04-SEP-2009	14:07:35	9239019	A9H260314	I8
77	LJT28	1	04-SEP-2009	14:11:54	9239019	A9H260314	I8
78	LJT29	1	04-SEP-2009	14:16:18	9239019	A9H260314	I8
79	LJT3A	1	04-SEP-2009	14:20:35	9239019	A9H260314	I8
80	LJ5VN	5	04-SEP-2009	14:25:03	9245026	A9I010236	I8
81	LJ5VNL	25	04-SEP-2009	14:28:42			I8
82	CCV	1	04-SEP-2009	14:33:04			I8
83	CCB	1	04-SEP-2009	14:38:27			I8
84	LJT3AL	1	04-SEP-2009	14:42:48			I8
85	LJ5C6	1	04-SEP-2009	14:47:07	9245026	A9I010167	I8
86	LJ5F3	1	04-SEP-2009	14:51:26	9245026	A9I010176	I8
87	LJ5M8	1	04-SEP-2009	14:55:44	9245026	A9I010219	I8
88	LJ5NC	1	04-SEP-2009	15:00:02	9245026	A9I010219	I8

(continued)

#	WorkOrder	Dilution	Date	Time	Batch	Lot	Instrument
89	LJ5ND	1	04-SEP-2009	15:04:34	9245026	A9I010219	I8
90	LJ5NE	1	04-SEP-2009	15:08:54	9245026	A9I010219	I8
91	LJ5NF	1	04-SEP-2009	15:13:19	9245026	A9I010219	I8
92	LJ5NG	1	04-SEP-2009	15:17:40	9245026	A9I010219	I8
93	LJ5NGS	1	04-SEP-2009	15:21:56	9245026	A9I010219	I8
94	CCV	1	04-SEP-2009	15:27:13			I8
95	CCB	1	04-SEP-2009	15:32:48			I8
96	LJ5NGD	1	04-SEP-2009	15:37:05	9245026	A9I010219	I8
97	LJ5NH	1	04-SEP-2009	15:42:43	9245026	A9I010219	I8
98	LJ5NJ	1	04-SEP-2009	15:47:03	9245026	A9I010219	I8
99	LJ5NK	1	04-SEP-2009	15:51:29	9245026	A9I010219	I8
100	LJ5NM	1	04-SEP-2009	15:55:48	9245026	A9I010219	I8
101	LJ5NP	1	04-SEP-2009	16:00:08	9245026	A9I010219	I8
102	LJ5NQ	1	04-SEP-2009	16:04:27	9245026	A9I010219	I8
103	LJ89H	1	04-SEP-2009	16:08:46	9247012	9I03132	I8
104	LJ89K	1	04-SEP-2009	16:13:05	9247012	9I03132	I8
105	LJ924	1	04-SEP-2009	16:17:23	9247012	9I01242	I8
106	CCV	1	04-SEP-2009	16:21:46			I8
107	CCB	1	04-SEP-2009	16:27:10			I8
108	LJ924S	1	04-SEP-2009	16:31:29	9247012	9I01242	I8
109	LJ924D	1	04-SEP-2009	16:37:00	9247012	9I01242	I8
110	LJ93AF	1	04-SEP-2009	16:42:42	9247012	9I01242	I8
111	LJ93CF	1	04-SEP-2009	16:47:01	9247012	9I01242	I8
112	LJ93DF	1	04-SEP-2009	16:51:34	9247012	9I01242	I8
113	LJ93EF	1	04-SEP-2009	16:55:58	9247012	9I01242	I8
114	LJ93FF	1	04-SEP-2009	17:00:16	9247012	9I01242	I8
115	LJ93GF	1	04-SEP-2009	17:04:38	9247012	9I01242	I8
116	LJ93HF	1	04-SEP-2009	17:09:00	9247012	9I01242	I8
117	LJ93JF	1	04-SEP-2009	17:13:18	9247012	9I01242	I8
118	CCV	1	04-SEP-2009	17:17:40			I8
119	CCB	1	04-SEP-2009	17:22:53			I8
120	LJ93KF	1	04-SEP-2009	17:27:10	9247012	9I01242	I8
121	LJ93MF	1	04-SEP-2009	17:31:28	9247012	9I01242	I8
122	LJ93NF	1	04-SEP-2009	17:35:46	9247012	9I01242	I8
123	LJ93NFL	1	04-SEP-2009	17:40:04			I8
124	LJXRKB	1	04-SEP-2009	17:44:22	9240029	A9H280000	I8
125	LJXRKC	1	04-SEP-2009	17:48:42	9240029	A9H280000	I8
126	LJXJW	1	04-SEP-2009	17:53:53	9240029	A9H270345	I8
127	LJXJ2	1	04-SEP-2009	17:58:13	9240029	A9H270345	I8
128	LJXJ4	1	04-SEP-2009	18:02:39	9240029	A9H270345	I8
129	LJXJ7	1	04-SEP-2009	18:07:02	9240029	A9H270345	I8
130	CCV	1	04-SEP-2009	18:11:45			I8
131	CCB	1	04-SEP-2009	18:17:19			I8
132	LJXKA	1	04-SEP-2009	18:21:42	9240029	A9H270345	I8

(continued)

#	WorkOrder	Dilution	Date	Time	Batch	Lot	Instrument
133	LJXKD	1	04-SEP-2009	18:26:02	9240029	A9H270345	I8
134	LJXKF	1	04-SEP-2009	18:30:27	9240029	A9H270345	I8
135	LJXKH	1	04-SEP-2009	18:34:46	9240029	A9H270345	I8
136	LJXKJ	1	04-SEP-2009	18:39:05	9240029	A9H270345	I8
137	LJXKM	1	04-SEP-2009	18:43:24	9240029	A9H270345	I8
138	LJXKP	1	04-SEP-2009	18:47:42	9240029	A9H270345	I8
139	LJXKQ	1	04-SEP-2009	18:52:02	9240029	A9H270345	I8
140	LJXKR	1	04-SEP-2009	18:56:22	9240029	A9H270345	I8
141	LJXKRS	1	04-SEP-2009	19:00:41	9240029	A9H270345	I8
142	CCV	1	04-SEP-2009	19:05:44			I8
143	CCB	1	04-SEP-2009	19:11:11			I8
144	ICSA	1	04-SEP-2009	19:15:29			I8
145	ICSAB	1	04-SEP-2009	19:19:49			I8
146	LJXKRD	1	04-SEP-2009	19:25:11	9240029	A9H270345	I8
147	LJXKV	1	04-SEP-2009	19:30:40	9240029	A9H270345	I8
148	LJXKW	1	04-SEP-2009	19:35:00	9240029	A9H270345	I8
149	LJXKWL	1	04-SEP-2009	19:39:18			I8
150	LJXKX	1	04-SEP-2009	19:43:41	9240029	A9H270345	I8
151	LJXQ3B	1	04-SEP-2009	19:47:59	9240019	A9H280000	I8
152	LJXQ3C	1	04-SEP-2009	19:52:25	9240019	A9H280000	I8
153	LJVQ5	1	04-SEP-2009	19:57:24	9240019	9H26266	I8
154	CCV	1	04-SEP-2009	20:01:43			I8
155	CCB	1	04-SEP-2009	20:07:03			I8
156	LJVQ5F	1	04-SEP-2009	20:11:21	9240019	9H26266	I8
157	LJVQ5X	1	04-SEP-2009	20:16:01	9240019	9H26266	I8
158	LJVQ5S	1	04-SEP-2009	20:20:19	9240019	9H26266	I8
159	LJVRW	1	04-SEP-2009	20:25:33	9240019	9H26266	I8
160	LJVRWF	1	04-SEP-2009	20:29:17	9240019	9H26266	I8
161	LJVR0	1	04-SEP-2009	20:33:24	9240019	9H26266	I8
162	LJVR0F	1	04-SEP-2009	20:37:38	9240019	9H26266	I8
163	LJVR1F	1	04-SEP-2009	20:41:55	9240019	9H26266	I8
164	LJVR1	1	04-SEP-2009	20:46:19	9240019	9H26266	I8
165	LJVR2	1	04-SEP-2009	20:50:47	9240019	9H26266	I8
166	CCV	1	04-SEP-2009	20:55:04			I8
167	CCB	1	04-SEP-2009	21:00:19			I8
168	LJVR2F	1	04-SEP-2009	21:04:40	9240019	9H26266	I8
169	LJWDQ	1	04-SEP-2009	21:09:00	9240019	9H25196	I8
170	LJWDQF	1	04-SEP-2009	21:13:20	9240019	9H25196	I8
171	LJWD8	1	04-SEP-2009	21:17:38	9240019	9H25196	I8
172	LJWD8F	1	04-SEP-2009	21:22:01	9240019	9H25196	I8
173	LJWD8FL	1	04-SEP-2009	21:26:24			I8
174	LJ3AFB	1	04-SEP-2009	21:30:44	9243020	A9H310000	I8
175	LJ3AFC	1	04-SEP-2009	21:35:00	9243020	A9H310000	I8
176	LJWD4	1	04-SEP-2009	21:39:59	9243020	9H25196	I8

(continued)

#	WorkOrder	Dilution	Date	Time	Batch	Lot	Instrument
177	LJWD4F	1	04-SEP-2009	21:44:19	9243020	9H25196	I8
178	CCV	1	04-SEP-2009	21:48:38			I8
179	CCB	1	04-SEP-2009	21:53:52			I8
180	LJX5T	1	04-SEP-2009	21:58:09	9243020	9H25196	I8
181	LJX5TF	1	04-SEP-2009	22:02:28	9243020	9H25196	I8
182	LJX5TX	1	04-SEP-2009	22:06:47	9243020	9H25196	I8
183	LJX5TS	1	04-SEP-2009	22:11:07	9243020	9H25196	I8
184	LJX54	1	04-SEP-2009	22:16:13	9243020	9H25196	I8
185	LJX54F	1	04-SEP-2009	22:20:31	9243020	9H25196	I8
186	LJX58	1	04-SEP-2009	22:24:51	9243020	9H25196	I8
187	LJX58F	1	04-SEP-2009	22:29:10	9243020	9H25196	I8
188	LJX6A	1	04-SEP-2009	22:33:30	9243020	9H25196	I8
189	LJX6AF	1	04-SEP-2009	22:37:50	9243020	9H25196	I8
190	CCV	1	04-SEP-2009	22:42:25			I8
191	CCB	1	04-SEP-2009	22:47:29			I8
192	LJX6G	1	04-SEP-2009	22:51:47	9243020	9H25196	I8
193	LJX6GF	1	04-SEP-2009	22:56:07	9243020	9H25196	I8
194	LJX6K	1	04-SEP-2009	23:00:36	9243020	9H25196	I8
195	LJX6KF	1	04-SEP-2009	23:04:56	9243020	9H25196	I8
196	LJX69	1	04-SEP-2009	23:09:15	9243020	9H27126	I8
197	LJX7E	1	04-SEP-2009	23:13:36	9243020	9H27126	I8
198	LJ2H4	1	04-SEP-2009	23:18:01	9243020	A9H290143	I8
199	LJ2H4F	1	04-SEP-2009	23:22:23	9243020	A9H290143	I8
200	LJ2H4FL	1	04-SEP-2009	23:26:42			I8
201	LJ2KH	1	04-SEP-2009	23:31:09	9243020	9H25196	I8
202	CCV	1	04-SEP-2009	23:35:28			I8
203	CCB	1	04-SEP-2009	23:41:04			I8
204	LJ2KHF	1	04-SEP-2009	23:45:21	9243020	9H25196	I8
205	LJ3ADB	1	04-SEP-2009	23:49:41	9243019	A9H310000	I8
206	LJ3ADC	1	04-SEP-2009	23:54:00	9243019	A9H310000	I8
207	LJX31	1	04-SEP-2009	23:59:25	9243019	9H26266	I8
208	LJX31F	1	05-SEP-2009	00:03:45	9243019	9H26266	I8
209	LJX4P	1	05-SEP-2009	00:08:05	9243019	9H26266	I8
210	LJX4PF	1	05-SEP-2009	00:12:28	9243019	9H26266	I8
211	LJX4Q	1	05-SEP-2009	00:16:48	9243019	9H26266	I8
212	LJX4QF	1	05-SEP-2009	00:21:09	9243019	9H26266	I8
213	LJ177	1	05-SEP-2009	00:25:29	9243019	9H26266	I8
214	CCV	1	05-SEP-2009	00:29:47			I8
215	CCB	1	05-SEP-2009	00:35:08			I8
216	LJ177F	1	05-SEP-2009	00:39:30	9243019	9H26266	I8
217	LJ179	1	05-SEP-2009	00:43:50	9243019	9H26266	I8
218	LJ179F	1	05-SEP-2009	00:48:12	9243019	9H26266	I8
219	LJ18C	1	05-SEP-2009	00:52:33	9243019	9H26266	I8
220	LJ18CF	1	05-SEP-2009	00:56:53	9243019	9H26266	I8

(continued)

Metals Data Reporting Form

Initial Calibration Verification Standard

Instrument: ICPMS **Units:** ug/L

Chart Number: I80904A.csv **Acceptable Range:** 90% - 110%

Standard Source: _____ **Standard ID:** _____

Element	WL/ Mass	True Conc	ICV 9/4/2009 8:23 AM Found	% Rec		% Rec		% Rec		% Rec
					Found		Found		Found		Found	
Antimony	121	80.0	82.62	**103.3**						
Arsenic	75	80.0	80.88	**101.1**						
Barium	137	80.0	81.06	**101.3**						
Beryllium	9	80.0	80.49	**100.6**						
Cadmium	111	80.0	84.41	**105.5**						
Chromium	52	80.0	82.58	**103.2**						
Cobalt	59	80.0	82.29	**102.9**						
Copper	65	80.0	83.61	**104.5**						
Iron	56	20000.0	20293.33	**101.5**						
Lead	208	80.0	81.02	**101.3**						
Manganese	55	400.0	422.37	**105.6**						
Molybdenum	95	80.0	83.05	**103.8**						
Nickel	60	80.0	84.05	**105.1**						
Potassium	39	40000.0	40290.00	**100.7**						
Selenium	78	80.0	83.46	**104.3**						
Silver	107	80.0	85.29	**106.6**						
Thallium	205	80.0	82.67	**103.3**						
Vanadium	51	80.0	80.84	**101.1**						
Zinc	66	80.0	82.98	**103.7**						

Metals Data Reporting Form

Continuing Calibration Verification

Instrument: ICPMS **Units:** ug/L

Chart Number: I80904A.csv **Acceptable Range:** 90% - 110%

Standard Source: _____ **Standard ID:** _____

Element	WL/ Mass	True Conc	CCV 9/4/2009 8:46 AM Found	% Rec	CCV 9/4/2009 11:43 AM Found	% Rec	CCV 9/4/2009 12:40 PM Found	% Rec	CCV 9/4/2009 1:41 PM Found	% Rec	CCV 9/4/2009 2:33 PM Found	% Rec
Antimony	121	100.0	99.89	**99.9**	99.32	**99.3**	100.06	**100.1**	101.20	**101.2**	102.03	**102.0**
Arsenic	75	100.0	99.25	**99.2**	100.42	**100.4**	100.60	**100.6**	100.41	**100.4**	100.37	**100.4**
Barium	137	100.0	99.09	**99.1**	97.57	**97.6**	99.40	**99.4**	100.42	**100.4**	100.27	**100.3**
Beryllium	9	100.0	96.76	**96.8**	99.40	**99.4**	101.77	**101.8**	96.07	**96.1**	94.09	**94.1**
Cadmium	111	100.0	103.07	**103.1**	103.47	**103.5**	102.67	**102.7**	104.30	**104.3**	105.13	**105.1**
Chromium	52	100.0	100.80	**100.8**	101.90	**101.9**	100.44	**100.4**	101.53	**101.5**	102.10	**102.1**
Cobalt	59	100.0	100.14	**100.1**	102.03	**102.0**	99.51	**99.5**	100.88	**100.9**	101.47	**101.5**
Copper	65	100.0	102.33	**102.3**	102.80	**102.8**	102.23	**102.2**	101.73	**101.7**	102.63	**102.6**
Iron	56	25000.0	25093.33	**100.4**	25256.67	**101.0**	25106.67	**100.4**	25330.00	**101.3**	25270.00	**101.1**
Lead	208	100.0	99.06	**99.1**	98.51	**98.5**	98.97	**99.0**	100.83	**100.8**	101.13	**101.1**
Manganese	55	500.0	523.13	**104.6**	524.83	**105.0**	524.00	**104.8**	529.70	**105.9**	532.20	**106.4**
Molybdenum	95	100.0	106.33	**106.3**	103.27	**103.3**	102.23	**102.2**	103.43	**103.4**	104.13	**104.1**
Nickel	60	100.0	101.80	**101.8**	103.63	**103.6**	103.13	**103.1**	102.63	**102.6**	102.43	**102.4**
Potassium	39	50000.0	49746.67	**99.5**	52516.67	**105.0**	54436.67	**108.9**	53700.00	**107.4**	53176.67	**106.4**
Selenium	78	100.0	99.87	**99.9**	100.08	**100.1**	101.27	**101.3**	101.14	**101.1**	99.86	**99.9**
Silver	107	100.0	101.80	**101.8**	102.80	**102.8**	101.57	**101.6**	103.47	**103.5**	103.93	**103.9**
Thallium	205	100.0	101.87	**101.9**	102.47	**102.5**	101.53	**101.5**	101.87	**101.9**	102.13	**102.1**
Vanadium	51	100.0	99.17	**99.2**	99.09	**99.1**	98.87	**98.9**	100.97	**101.0**	100.11	**100.1**
Zinc	66	100.0	103.80	**103.8**	104.13	**104.1**	103.40	**103.4**	102.73	**102.7**	104.20	**104.2**

Metals Data Reporting Form

Continuing Calibration Verification

Instrument: ICPMS **Units:** ug/L

Chart Number: I80904A.csv **Acceptable Range:** 90% - 110%

Standard Source: _____ **Standard ID:** _____

Element	WL/ Mass	True Conc	CCV 9/4/2009 3:27 PM Found	% Rec	CCV 9/4/2009 4:21 PM Found	% Rec	CCV 9/4/2009 5:17 PM Found	% Rec	CCV 9/4/2009 6:11 PM Found	% Rec	CCV 9/4/2009 7:05 PM Found	% Rec
Antimony	121	100.0	102.17	**102.2**	103.47	**103.5**	105.57	**105.6**	104.73	**104.7**	102.80	**102.8**
Arsenic	75	100.0	100.40	**100.4**	98.57	**98.6**	98.79	**98.8**	98.88	**98.9**	98.01	**98.0**
Barium	137	100.0	100.26	**100.3**	102.13	**102.1**	101.47	**101.5**	102.23	**102.2**	100.29	**100.3**
Beryllium	9	100.0	94.93	**94.9**	92.38	**92.4**	90.81	**90.8**	95.11	**95.1**	91.46	**91.5**
Cadmium	111	100.0	104.50	**104.5**	105.97	**106.0**	107.43	**107.4**	105.80	**105.8**	104.93	**104.9**
Chromium	52	100.0	101.67	**101.7**	101.20	**101.2**	103.30	**103.3**	100.80	**100.8**	102.03	**102.0**
Cobalt	59	100.0	101.43	**101.4**	100.76	**100.8**	101.67	**101.7**	99.41	**99.4**	99.86	**99.9**
Copper	65	100.0	102.57	**102.6**	102.43	**102.4**	104.80	**104.8**	100.08	**100.1**	100.63	**100.6**
Iron	56	25000.0	25290.00	**101.2**	25290.00	**101.2**	25323.33	**101.3**	25066.67	**100.3**	25236.67	**100.9**
Lead	208	100.0	101.27	**101.3**	101.67	**101.7**	101.87	**101.9**	101.02	**101.0**	99.28	**99.3**
Manganese	55	500.0	533.23	**106.6**	538.23	**107.6**	557.17	**111.4**	536.10	**107.2**	546.23	**109.2**
Molybdenum	95	100.0	105.30	**105.3**	104.07	**104.1**	105.73	**105.7**	102.43	**102.4**	103.50	**103.5**
Nickel	60	100.0	102.47	**102.5**	101.02	**101.0**	104.57	**104.6**	102.00	**102.0**	100.56	**100.6**
Potassium	39	50000.0	54923.33	**109.8**	57196.67	**114.4**	59596.67	**119.2**	56203.33	**112.4**	57063.33	**114.1**
Selenium	78	100.0	99.93	**99.9**	100.53	**100.5**	98.77	**98.8**	98.93	**98.9**	99.38	**99.4**
Silver	107	100.0	104.03	**104.0**	104.63	**104.6**	106.97	**107.0**	101.97	**102.0**	102.50	**102.5**
Thallium	205	100.0	102.60	**102.6**	102.43	**102.4**	103.10	**103.1**	101.53	**101.5**	102.43	**102.4**
Vanadium	51	100.0	99.98	**100.0**	100.01	**100.0**	101.17	**101.2**	100.80	**100.8**	100.09	**100.1**
Zinc	66	100.0	104.03	**104.0**	104.30	**104.3**	105.07	**105.1**	102.30	**102.3**	103.73	**103.7**

Metals Data Reporting Form

Continuing Calibration Verification

Instrument: ICPMS **Units:** ug/L

Chart Number: I80904A.csv **Acceptable Range:** 90% - 110%

Standard Source: _____ **Standard ID:** _____

Element	WL/ Mass	True Conc	CCV 9/4/2009 8:01 PM X Found	% Rec	CCV 9/4/2009 8:55 PM Found	% Rec	CCV 9/4/2009 9:48 PM Found	% Rec	CCV 9/4/2009 10:42 PM Found	% Rec	CCV 9/4/2009 11:35 PM Found	% Rec
Antimony	121	100.0	103.87	**103.9**	103.47	**103.5**	103.53	**103.5**	102.93	**102.9**	103.87	**103.9**
Arsenic	75	100.0	98.07	**98.1**	99.92	**99.9**	98.85	**98.9**	98.48	**98.5**	100.59	**100.6**
Barium	137	100.0	100.96	**101.0**	101.70	**101.7**	100.73	**100.7**	100.55	**100.5**	102.37	**102.4**
Beryllium	9	100.0	93.88	**93.9**	94.83	**94.8**	95.57	**95.6**	94.05	**94.0**	95.22	**95.2**
Cadmium	111	100.0	104.47	**104.5**	105.37	**105.4**	104.73	**104.7**	105.10	**105.1**	104.37	**104.4**
Chromium	52	100.0	101.80	**101.8**	102.10	**102.1**	101.33	**101.3**	102.83	**102.8**	101.93	**101.9**
Cobalt	59	100.0	99.90	**99.9**	100.48	**100.5**	100.10	**100.1**	100.73	**100.7**	101.23	**101.2**
Copper	65	100.0	101.07	**101.1**	101.10	**101.1**	100.60	**100.6**	102.60	**102.6**	102.13	**102.1**
Iron	56	25000.0	25176.67	**100.7**	25123.33	**100.5**	25276.67	**101.1**	25596.67	**102.4**	25396.67	**101.6**
Lead	208	100.0	99.20	**99.2**	99.69	**99.7**	100.97	**101.0**	99.88	**99.9**	99.68	**99.7**
Manganese	55	500.0	536.90	**107.4**	536.73	**107.3**	537.63	**107.5**	545.03	**109.0**	540.53	**108.1**
Molybdenum	95	100.0	103.43	**103.4**	104.30	**104.3**	103.43	**103.4**	103.83	**103.8**	103.43	**103.4**
Nickel	60	100.0	101.67	**101.7**	101.77	**101.8**	99.90	**99.9**	102.00	**102.0**	102.37	**102.4**
Potassium	39	50000.0	56506.67	**113.0**	58230.00	**116.5**	56850.00	**113.7**	58790.00	**117.6**	60026.67	**120.1**
Selenium	78	100.0	96.64	**96.6**	98.57	**98.6**	101.03	**101.0**	98.92	**98.9**	98.07	**98.1**
Silver	107	100.0	102.93	**102.9**	103.13	**103.1**	102.17	**102.2**	103.33	**103.3**	102.73	**102.7**
Thallium	205	100.0	102.27	**102.3**	102.57	**102.6**	102.70	**102.7**	103.67	**103.7**	101.77	**101.8**
Vanadium	51	100.0	100.28	**100.3**	100.76	**100.8**	100.34	**100.3**	101.48	**101.5**	101.71	**101.7**
Zinc	66	100.0	103.37	**103.4**	103.77	**103.8**	104.97	**105.0**	106.47	**106.5**	102.97	**103.0**

Metals Data Reporting Form

Continuing Calibration Verification

Instrument: ICPMS **Units:** ug/L

Chart Number: I80904A.csv **Acceptable Range:** 90% - 110%

Standard Source: _____ **Standard ID:** _____

Element	WL/ Mass	True Conc	CCV 9/5/2009 12:29 AM Found	% Rec	Found	% Rec	Found	% Rec	Found	% Rec	Found	% Rec
Antimony	121	100.0	104.63	**104.6**								
Arsenic	75	100.0	99.34	**99.3**								
Barium	137	100.0	101.70	**101.7**								
Beryllium	9	100.0	96.02	**96.0**								
Cadmium	111	100.0	105.70	**105.7**								
Chromium	52	100.0	102.27	**102.3**								
Cobalt	59	100.0	101.47	**101.5**								
Copper	65	100.0	102.65	**102.7**								
Iron	56	25000.0	25333.33	**101.3**								
Lead	208	100.0	100.23	**100.2**								
Manganese	55	500.0	543.20	**108.6**								
Molybdenum	95	100.0	104.33	**104.3**								
Nickel	60	100.0	102.90	**102.9**								
Potassium	39	50000.0	59576.67	**119.2**								
Selenium	78	100.0	98.02	**98.0**								
Silver	107	100.0	104.23	**104.2**								
Thallium	205	100.0	103.07	**103.1**								
Vanadium	51	100.0	101.83	**101.8**								
Zinc	66	100.0	104.77	**104.8**								

Metals Data Reporting Form

Contract Required Detection Limit Standard

Instrument: ICPMS **Units:** ug/L

Chart Number: I80904A.csv **Acceptable Range:** 50% - 150%

Standard Source: _____ **Standard ID:** _____

Element	WL/ Mass	True Conc	CRI 9/4/2009 8:33 AM Found	% Rec	Found	% Rec	Found	% Rec	Found	% Rec	Found	% Rec
Antimony	121	2.0	1.95	**97.5**								
Arsenic	75	2.0	2.20	**110.2**								
Barium	137	1.0	0.95	**95.2**								
Beryllium	9	1.0	1.04	**103.9**								
Cadmium	111	0.5	0.51	**101.1**								
Chromium	52	2.0	2.05	**102.4**								
Cobalt	59	1.0	1.00	**99.9**								
Copper	65	2.0	1.96	**98.2**								
Iron	56	50.0	53.32	**106.6**								
Lead	208	1.0	0.96	**96.1**								
Manganese	55	1.0	1.08	**108.2**								
Molybdenum	95	10.0	9.91	**99.1**								
Nickel	60	2.0	2.12	**106.2**								
Potassium	39	1000.0	1026.33	**102.6**								
Selenium	78	2.0	2.06	**103.1**								
Silver	107	0.5	0.53	**106.7**								
Thallium	205	1.0	1.01	**100.6**								
Vanadium	51	5.0	4.88	**97.6**								
Zinc	66	10.0	10.78	**107.8**								

TestAmerica North Canton

Metals Data Reporting Form

Initial Calibration Blank Results

Instrument: ICPMS **Units:** ug/L

Chart Number: I80904A.csv

Standard Source: _____ **Standard ID:** _____

Element	WL/ Mass	Report Limit	ICB 9/4/2009 8:29 AM Found	Q	Found	Q	Found	Q	Found	Q	Found	Q
Antimony	121	2	0.055	U								
Arsenic	75	5	0.21	U								
Barium	137	1	0.052	U								
Beryllium	9	1	0.037	U								
Cadmium	111	1	0.027	U								
Chromium	52	2	0.066	U								
Cobalt	59	1	0.033	U								
Copper	65	2	**-0.096**	**B**								
Iron	56	50	11	U								
Lead	208	1	0.034	U								
Manganese	55	1	0.14	U								
Molybdenum	95	2	0.2	U								
Nickel	60	2	0.1	U								
Potassium	39	1000	17	U								
Selenium	78	5	0.14	U								
Silver	107	1	0.033	U								
Thallium	205	1	**0.14**	**B**								
Vanadium	51	20	0.6	U								
Zinc	66	20	0.85	U								

U Result is less than the IDL

B Result is between IDL and RL

Form 3 Equivalent

TestAmerica North Canton

Metals Data Reporting Form

Continuing Calibration Blank Results

Instrument: ICPMS **Units:** ug/L

Chart Number: I80904A.csv

Standard Source: _____ **Standard ID:** _____

Element	WL/ Mass	Report Limit	CCB 9/4/2009 8:53 AM Found	Q	CCB 9/4/2009 11:48 AM Found	Q	CCB 9/4/2009 12:54 PM Found	Q	CCB 9/4/2009 1:47 PM Found	Q	CCB 9/4/2009 2:38 PM Found	Q
Antimony	121	2	0.055	U	0.055	U	0.055	U	0.055	U	0.055	U
Arsenic	75	5	**0.24**	**B**	0.21	U	0.21	U	0.21	U	0.21	U
Barium	137	1	0.052	U	0.052	U	0.052	U	0.052	U	0.052	U
Beryllium	9	1	0.037	U	0.037	U	0.037	U	0.037	U	0.037	U
Cadmium	111	1	0.027	U	0.027	U	0.027	U	0.027	U	0.027	U
Chromium	52	2	0.066	U	0.066	U	0.066	U	0.066	U	0.066	U
Cobalt	59	1	0.033	U	0.033	U	0.033	U	0.033	U	0.033	U
Copper	65	2	0.064	U	0.064	U	**-0.079**	**B**	**-0.073**	**B**	**-0.072**	**B**
Iron	56	50	11	U	11	U	11	U	11	U	11	U
Lead	208	1	0.034	U	0.034	U	0.034	U	0.034	U	0.034	U
Manganese	55	1	0.14	U	0.14	U	0.14	U	0.14	U	0.14	U
Molybdenum	95	2	**0.67**	**B**	0.2	U	0.2	U	0.2	U	0.2	U
Nickel	60	2	0.1	U	0.1	U	0.1	U	0.1	U	0.1	U
Potassium	39	1000	17	U	17	U	17	U	17	U	17	U
Selenium	78	5	0.14	U	0.14	U	0.14	U	0.14	U	0.14	U
Silver	107	1	0.033	U	0.033	U	0.033	U	0.033	U	0.033	U
Thallium	205	1	**0.16**	**B**	0.12	U	0.12	U	0.12	U	0.12	U
Vanadium	51	20	0.6	U	0.6	U	0.6	U	0.6	U	0.6	U
Zinc	66	20	0.85	U	0.85	U	0.85	U	0.85	U	0.85	U

U Result is less than the IDL

B Result is between IDL and RL

Form 3 Equivalent

TestAmerica North Canton

Metals Data Reporting Form

Continuing Calibration Blank Results

Instrument: ICPMS **Units:** ug/L

Chart Number: I80904A.csv

Standard Source: _____ **Standard ID:** _____

Element	WL/ Mass	Report Limit	CCB 9/4/2009 3:32 PM Found	Q	CCB 9/4/2009 4:27 PM Found	Q	CCB 9/4/2009 5:22 PM Found	Q	CCB 9/4/2009 6:17 PM Found	Q	CCB 9/4/2009 7:11 PM Found	Q
Antimony	121	2	0.055	U	0.055	U	0.055	U	0.055	U	0.055	U
Arsenic	75	5	0.21	U	0.21	U	0.21	U	0.21	U	0.21	U
Barium	137	1	0.052	U	0.052	U	0.052	U	0.052	U	0.052	U
Beryllium	9	1	0.037	U	0.037	U	0.037	U	0.037	U	0.037	U
Cadmium	111	1	0.027	U	0.027	U	0.027	U	0.027	U	0.027	U
Chromium	52	2	0.066	U	0.066	U	0.066	U	0.066	U	0.066	U
Cobalt	59	1	0.033	U	0.033	U	0.033	U	0.033	U	**0.033**	**B**
Copper	65	2	0.064	U	0.064	U	0.064	U	0.064	U	0.064	U
Iron	56	50	11	U	11	U	11	U	11	U	11	U
Lead	208	1	0.034	U	0.034	U	0.034	U	0.034	U	0.034	U
Manganese	55	1	0.14	U	0.14	U	**0.16**	**B**	**0.76**	**B**	**0.86**	**B**
Molybdenum	95	2	0.2	U	0.2	U	0.2	U	0.2	U	**0.25**	**B**
Nickel	60	2	0.1	U	0.1	U	0.1	U	0.1	U	0.1	U
Potassium	39	1000	17	U	17	U	**20**	**B**	17	U	17	U
Selenium	78	5	0.14	U	0.14	U	0.14	U	0.14	U	0.14	U
Silver	107	1	0.033	U	0.033	U	0.033	U	0.033	U	0.033	U
Thallium	205	1	**0.13**	**B**	0.12	U	**0.12**	**B**	0.12	U	**0.16**	**B**
Vanadium	51	20	0.6	U	0.6	U	0.6	U	0.6	U	0.6	U
Zinc	66	20	0.85	U	0.85	U	0.85	U	0.85	U	0.85	U

U Result is less than the IDL

B Result is between IDL and RL

TestAmerica North Canton

Metals Data Reporting Form

Continuing Calibration Blank Results

Instrument: ICPMS **Units:** ug/L

Chart Number: I80904A.csv

Standard Source: _____ **Standard ID:** _____

Element	WL/ Mass	Report Limit	CCB 9/4/2009 8:07 PM Found	Q	CCB 9/4/2009 9:00 PM Found	Q	CCB 9/4/2009 9:53 PM Found	Q	CCB 9/4/2009 10:47 PM Found	Q	CCB 9/4/2009 11:41 PM Found	Q
Antimony	121	2	0.055	U	0.055	U	0.055	U	0.055	U	0.055	U
Arsenic	75	5	0.21	U	0.21	U	0.21	U	0.21	U	0.21	U
Barium	137	1	0.052	U	**0.055**	**B**	**0.061**	**B**	**0.068**	**B**	**0.091**	**B**
Beryllium	9	1	0.037	U	0.037	U	**0.038**	**B**	**0.082**	**B**	**0.04**	**B**
Cadmium	111	1	**0.043**	**B**	**0.043**	**B**	**0.082**	**B**	**0.07**	**B**	**0.064**	**B**
Chromium	52	2	0.066	U	0.066	U	0.066	U	0.066	U	0.066	U
Cobalt	59	1	**0.036**	**B**	**0.051**	**B**	**0.061**	**B**	**0.064**	**B**	**0.073**	**B**
Copper	65	2	0.064	U	0.064	U	0.064	U	0.064	U	0.064	U
Iron	56	50	11	U	**14.6**	**B**	**17.1**	**B**	**19.5**	**B**	**21.4**	**B**
Lead	208	1	**0.036**	**B**	**0.042**	**B**	**0.048**	**B**	**0.06**	**B**	**0.063**	**B**
Manganese	55	1	**0.89**	**B**	**0.94**	**B**	**1.1**		**1.2**		**1.2**	
Molybdenum	95	2	**0.31**	**B**	**0.22**	**B**	**0.24**	**B**	**0.23**	**B**	0.2	U
Nickel	60	2	0.1	U	0.1	U	0.1	U	0.1	U	0.1	U
Potassium	39	1000	17	U	**19.5**	**B**	**28.7**	**B**	**33**	**B**	**35.1**	**B**
Selenium	78	5	0.14	U	0.14	U	0.14	U	0.14	U	0.14	U
Silver	107	1	0.033	U	**0.05**	**B**	**0.052**	**B**	**0.052**	**B**	**0.063**	**B**
Thallium	205	1	**0.17**	**B**	**0.14**	**B**	**0.17**	**B**	**0.16**	**B**	**0.19**	**B**
Vanadium	51	20	0.6	U	0.6	U	0.6	U	0.6	U	0.6	U
Zinc	66	20	0.85	U	0.85	U	0.85	U	0.85	U	0.85	U

U Result is less than the IDL

B Result is between IDL and RL

Form 3 Equivalent

TestAmerica North Canton

Metals Data Reporting Form

Continuing Calibration Blank Results

Instrument: ICPMS **Units:** ug/L

Chart Number: I80904A.csv

Standard Source: _____ **Standard ID:** _____

Element	WL/ Mass	Report Limit	CCB 9/5/2009 12:35 AM Found	Q	Found	Q	Found	Q	Found	Q	Found	Q
Antimony	121	2	**0.061**	**B**								
Arsenic	75	5	0.21	U								
Barium	137	1	**0.085**	**B**								
Beryllium	9	1	**0.085**	**B**								
Cadmium	111	1	**0.095**	**B**								
Chromium	52	2	0.066	U								
Cobalt	59	1	**0.082**	**B**								
Copper	65	2	0.064	U								
Iron	56	50	**24.7**	**B**								
Lead	208	1	**0.071**	**B**								
Manganese	55	1	**1.3**									
Molybdenum	95	2	**0.22**	**B**								
Nickel	60	2	0.1	U								
Potassium	39	1000	**40.2**	**B**								
Selenium	78	5	0.14	U								
Silver	107	1	**0.074**	**B**								
Thallium	205	1	**0.2**	**B**								
Vanadium	51	20	0.6	U								
Zinc	66	20	0.85	U								

U Result is less than the IDL

B Result is between IDL and RL

Form 3 Equivalent

: Instrument Upload Run Log - Page 1 :
: Started Wed Sep 9 05:20:49 2009 by DAVIESB :
: Data File: UPL$CAN_DATA_ROOT:<REP>I80907A.CSV;1 :

#	WorkOrder	Dilution	Date	Time	Batch	Lot	Instrument
1	STD1	1	08-SEP-2009	09:04:28			I8
2	STD2	1	08-SEP-2009	09:07:56			I8
3	STD3	1	08-SEP-2009	09:13:38			I8
4	STD4	1	08-SEP-2009	09:19:10			I8
5	ICV	1	08-SEP-2009	09:23:28			I8
6	ICB	1	08-SEP-2009	09:29:03			I8
7	CRI	1	08-SEP-2009	09:33:29			I8
8	ICSA	1	08-SEP-2009	09:37:49			I8
9	ICSAB	1	08-SEP-2009	09:42:12			I8
10	CCV	1	08-SEP-2009	09:50:47			I8
11	CCB	1	08-SEP-2009	10:02:18			I8
12	IDL1	1	08-SEP-2009	10:06:12			I8
13	IDL2	1	08-SEP-2009	10:10:53			I8
14	IDL3	1	08-SEP-2009	10:15:15			I8
15	IDL4	1	08-SEP-2009	10:19:35			I8
16	IDL5	1	08-SEP-2009	10:24:00			I8
17	IDL6	1	08-SEP-2009	10:28:20			I8
18	IDL7	1	08-SEP-2009	10:32:46			I8
19	IDL8	1	08-SEP-2009	10:37:06			I8
20	IDL9	1	08-SEP-2009	10:41:25			I8
21	IDL10	1	08-SEP-2009	10:45:45			I8
22	CCV	1	08-SEP-2009	10:50:04			I8
23	CCB	1	08-SEP-2009	10:55:32			I8
24	LJ5NGD	1	08-SEP-2009	10:58:47	9245026	A9I010219	I8
25	LJVR2F	1	08-SEP-2009	11:04:20	9240019	9H26266	I8
26	LJWDQ	10	08-SEP-2009	11:08:38	9240019	9H25196	I8
27	LJWDQF	1	08-SEP-2009	11:13:00	9240019	9H25196	I8
28	LJWD8	1	08-SEP-2009	11:17:17	9240019	9H25196	I8
29	LJWD8F	1	08-SEP-2009	11:21:37	9240019	9H25196	I8
30	LJWD8FL	1	08-SEP-2009	11:26:04			I8
31	LJ924S	1	08-SEP-2009	11:30:21	9247012	9I01242	I8
32	LJ924D	1	08-SEP-2009	11:35:48	9247012	9I01242	I8
33	LJ93AF	1	08-SEP-2009	11:41:25	9247012	9I01242	I8
34	CCV	1	08-SEP-2009	11:45:44			I8
35	CCB	1	08-SEP-2009	11:51:10			I8
36	LJ93CF	10	08-SEP-2009	11:55:31	9247012	9I01242	I8
37	LJ93DF	1	08-SEP-2009	11:59:51	9247012	9I01242	I8
38	LJ93EF	1	08-SEP-2009	12:04:15	9247012	9I01242	I8
39	LJ93FF	10	08-SEP-2009	12:08:42	9247012	9I01242	I8
40	LJ93GF	10	08-SEP-2009	12:13:02	9247012	9I01242	I8
41	LJ93HF	10	08-SEP-2009	12:17:19	9247012	9I01242	I8
42	LJ93JF	10	08-SEP-2009	12:21:38	9247012	9I01242	I8
43	LJ93KF	1	08-SEP-2009	12:25:57	9247012	9I01242	I8
44	LJ93MF	10	08-SEP-2009	12:30:16	9247012	9I01242	I8

(continued)

#	WorkOrder	Dilution	Date	Time	Batch	Lot	Instrument
45	LJ93NF	10	08-SEP-2009	12:34:40	9247012	9I01242	I8
46	CCV	1	08-SEP-2009	12:38:58			I8
47	CCB	1	08-SEP-2009	12:47:45			I8
48	LKFC7B	1	08-SEP-2009	12:53:41	9251022	A9I080000	I8
49	LKFC7C	1	08-SEP-2009	12:57:58	9251022	A9I080000	I8
50	LJ5TG	1	08-SEP-2009	13:02:48	9251022	A9I010236	I8
51	LJ5TG	50	08-SEP-2009	13:07:10	9251022	A9I010236	I8
52	LJ5TL	10	08-SEP-2009	13:11:33	9251022	A9I010236	I8
53	LJ5TL	50	08-SEP-2009	13:15:59	9251022	A9I010236	I8
54	LJ5TN	10	08-SEP-2009	13:20:22	9251022	A9I010236	I8
55	LJ5TN	50	08-SEP-2009	13:24:35	9251022	A9I010236	I8
56	LJ5TQ	10	08-SEP-2009	13:28:53	9251022	A9I010236	I8
57	LJ5TQ	100	08-SEP-2009	13:33:14	9251022	A9I010236	I8
58	CCV	1	08-SEP-2009	13:39:39			I8
59	CCB	1	08-SEP-2009	13:45:30			I8
60	LJ5TR	10	08-SEP-2009	13:49:32	9251022	A9I010236	I8
61	LJ5TW	10	08-SEP-2009	13:53:18	9251022	A9I010236	I8
62	LJ5TW	100	08-SEP-2009	13:58:12	9251022	A9I010236	I8
63	LJ5T0	10	08-SEP-2009	14:01:35	9251022	A9I010236	I8
64	LJ5T1	10	08-SEP-2009	14:05:03	9251022	A9I010236	I8
65	LJ5T6	10	08-SEP-2009	14:08:30	9251022	A9I010236	I8
66	LJ5T6	50	08-SEP-2009	14:12:10	9251022	A9I010236	I8
67	LJ5T8	10	08-SEP-2009	14:16:33	9251022	A9I010236	I8
68	LJ5T8	100	08-SEP-2009	14:20:53	9251022	A9I010236	I8
69	LJ5T5	10	08-SEP-2009	14:25:15	9251022	A9I010236	I8
70	CCV	1	08-SEP-2009	14:29:33			I8
71	CCB	1	08-SEP-2009	14:34:51			I8
72	LJ5T5L	1	08-SEP-2009	14:39:42			I8
73	LJ5TL	200	08-SEP-2009	14:44:01	9251022	A9I010236	I8
74	LJ5TQ	500	08-SEP-2009	14:47:47	9251022	A9I010236	I8
75	LJ5T8	200	08-SEP-2009	14:52:17	9251022	A9I010236	I8
76	CCV	1	08-SEP-2009	14:56:43			I8
77	CCB	1	08-SEP-2009	15:02:11			I8
78	LJ5CD	10	08-SEP-2009	15:05:28	9251022	A9I010167	I8
79	LJ5CN	50	08-SEP-2009	15:09:48	9251022	A9I010167	I8
80	LJ5CQ	50	08-SEP-2009	15:14:06	9251022	A9I010167	I8
81	LJ5CT	10	08-SEP-2009	15:18:25	9251022	A9I010167	I8
82	LJ5CV	10	08-SEP-2009	15:22:44	9251022	A9I010167	I8
83	LJ5C0	10	08-SEP-2009	15:27:09	9251022	A9I010167	I8
84	LJ5C0S	10	08-SEP-2009	15:31:28	9251022	A9I010167	I8
85	LJ5C0D	10	08-SEP-2009	15:35:52	9251022	A9I010167	I8
86	LJ5CX	10	08-SEP-2009	15:40:11	9251022	A9I010167	I8
87	LJ5CX	100	08-SEP-2009	15:44:36	9251022	A9I010167	I8
88	CCV	1	08-SEP-2009	15:53:17			I8

(continued)

#	WorkOrder	Dilution	Date	Time	Batch	Lot	Instrument
89	CCB	1	08-SEP-2009	15:58:39			I8
90	LJ93NFL	1	08-SEP-2009	16:03:03			I8
91	LJ3AFB	1	08-SEP-2009	16:07:20	9243020	A9H310000	I8
92	LJ3AFC	1	08-SEP-2009	16:11:39	9243020	A9H310000	I8
93	LJWD4	1	08-SEP-2009	16:16:52	9243020	9H25196	I8
94	LJWD4F	1	08-SEP-2009	16:21:11	9243020	9H25196	I8
95	LJX5T	1	08-SEP-2009	16:25:32	9243020	9H25196	I8
96	LJX5TF	1	08-SEP-2009	16:29:53	9243020	9H25196	I8
97	LJX5T	1	08-SEP-2009	16:34:09	9243020	9H25196	I8
98	LJX5TF	1	08-SEP-2009	16:38:33	9243020	9H25196	I8
99	LJX5TX	1	08-SEP-2009	16:42:54	9243020	9H25196	I8
100	CCV	1	08-SEP-2009	16:47:16			I8
101	CCB	1	08-SEP-2009	16:52:29			I8
102	LJX5TS	1	08-SEP-2009	16:56:46	9243020	9H25196	I8
103	LJX54	1	08-SEP-2009	17:02:03	9243020	9H25196	I8
104	LJX54F	1	08-SEP-2009	17:06:24	9243020	9H25196	I8
105	LJX58	1	08-SEP-2009	17:10:50	9243020	9H25196	I8
106	LJX58F	1	08-SEP-2009	17:15:09	9243020	9H25196	I8
107	LJX6A	1	08-SEP-2009	17:19:33	9243020	9H25196	I8
108	LJX6AF	1	08-SEP-2009	17:23:55	9243020	9H25196	I8
109	LJX6G	1	08-SEP-2009	17:28:24	9243020	9H25196	I8
110	LJX6GF	1	08-SEP-2009	17:32:43	9243020	9H25196	I8
111	LJX6K	1	08-SEP-2009	17:36:59	9243020	9H25196	I8
112	CCV	1	08-SEP-2009	17:41:16			I8
113	CCB	1	08-SEP-2009	17:46:35			I8
114	LJX6KF	1	08-SEP-2009	17:51:05	9243020	9H25196	I8
115	LJX6K	1	08-SEP-2009	17:55:21	9243020	9H25196	I8
116	LJX6KF	1	08-SEP-2009	17:59:38	9243020	9H25196	I8
117	LJ2H4	1	08-SEP-2009	18:04:01	9243020	A9H290143	I8
118	LJ2H4F	1	08-SEP-2009	18:08:27	9243020	A9H290143	I8
119	LJ2H4FL	1	08-SEP-2009	18:12:47			I8
120	LJ2KH	1	08-SEP-2009	18:17:13	9243020	9H25196	I8
121	LJ2KHF	1	08-SEP-2009	18:21:34	9243020	9H25196	I8
122	LJ3ADB	1	08-SEP-2009	18:26:01	9243019	A9H310000	I8
123	LJ3ADC	1	08-SEP-2009	18:30:20	9243019	A9H310000	I8
124	CCV	1	08-SEP-2009	18:35:40			I8
125	CCB	1	08-SEP-2009	18:41:19			I8
126	LJX31	1	08-SEP-2009	18:45:37	9243019	9H26266	I8
127	LJX31F	1	08-SEP-2009	18:49:54	9243019	9H26266	I8
128	LJX4P	1	08-SEP-2009	18:54:15	9243019	9H26266	I8
129	LJX4PF	1	08-SEP-2009	18:58:37	9243019	9H26266	I8

End of Report

Metals Data Reporting Form

Initial Calibration Verification Standard

Instrument: ICPMS **Units:** ug/L

Chart Number: I80908A.csv **Acceptable Range:** 90% - 110%

Standard Source: **Standard ID:**

Element	WL/ Mass	True Conc	ICV 9/8/2009 9:23 AM Found	% Rec	Found	% Rec	Found	% Rec	Found	% Rec	Found	% Rec
Manganese	55	400.0	410.63	**102.7**								

Metals Data Reporting Form

Continuing Calibration Verification

Instrument: ICPMS

Units: ug/L

Chart Number: I80908A.csv

Acceptable Range: 90% - 110%

Standard Source:

Standard ID:

Element	WL/ Mass	True Conc	CCV 9/8/2009 9:50 AM Found	% Rec	CCV 9/8/2009 10:50 AM Found	% Rec	CCV 9/8/2009 11:45 AM Found	% Rec	CCV 9/8/2009 12:38 PM Found	% Rec	CCV 9/8/2009 1:39 PM Found	% Rec
Manganese	55	500.0	510.80	**102.2**	507.10	**101.4**	520.33	**104.1**	523.93	**104.8**	515.80	**103.2**

Metals Data Reporting Form

Continuing Calibration Verification

Instrument: ICPMS **Units:** ug/L

Chart Number: I80908A.csv **Acceptable Range:** 90% - 110%

Standard Source: _____ **Standard ID:** _____

Element	WL/ Mass	True Conc	CCV 9/8/2009 2:29 PM Found	% Rec	CCV 9/8/2009 2:56 PM Found	% Rec	CCV 9/8/2009 3:53 PM Found	% Rec	CCV 9/8/2009 4:47 PM Found	% Rec	CCV 9/8/2009 5:41 PM Found	% Rec
Manganese	55	500.0	513.43	**102.7**	512.03	**102.4**	507.40	**101.5**	512.17	**102.4**	512.00	**102.4**

Metals Data Reporting Form

Continuing Calibration Verification

Instrument: ICPMS **Units:** ug/L

Chart Number: I80908A.csv **Acceptable Range:** 90% - 110%

Standard Source: **Standard ID:**

Element	WL/ Mass	True Conc	CCV 9/8/2009 6:35 PM Found	% Rec	Found	% Rec	Found	% Rec	Found	% Rec	Found	% Rec
Manganese	55	500.0	516.13	**103.2**								

Metals Data Reporting Form

Contract Required Detection Limit Standard

Instrument: ICPMS **Units:** ug/L

Chart Number: I80908A.csv **Acceptable Range:** 50% - 150%

Standard Source: _____ **Standard ID:** _____

Element	WL/ Mass	True Conc	CRI 9/8/2009 9:33 AM Found	% Rec	Found	% Rec	Found	% Rec	Found	% Rec	Found	% Rec
Manganese	55	1.0	1.06	**105.8**								

TestAmerica North Canton

Metals Data Reporting Form

Initial Calibration Blank Results

Instrument: ICPMS **Units:** ug/L

Chart Number: I80908A.csv

Standard Source: _____ **Standard ID:** _____

Element	WL/ Mass	Report Limit	ICB 9/8/2009 9:29 AM Found	Q	Found	Q	Found	Q	Found	Q	Found	Q
Manganese	55	1	0.14	U								

5.04.5

U Result is less than the IDL

B Result is between IDL and RL

Form 3 Equivalent

TestAmerica North Canton

Metals Data Reporting Form

Continuing Calibration Blank Results

Instrument: ICPMS **Units:** ug/L

Chart Number: I80908A.csv

Standard Source: _____ **Standard ID:** _____

Element	WL/ Mass	Report Limit	CCB 9/8/2009 10:02 AM X Found	Q	CCB 9/8/2009 10:55 AM Found	Q	CCB 9/8/2009 11:51 AM Found	Q	CCB X 9/8/2009 12:47 PM Found	Q	CCB X 9/8/2009 1:45 PM Found	Q
Manganese	55	1	0.14	U	0.14	U	**0.16**	**B**	**0.25**	**B**	**0.35**	**B**

5.04.5

U Result is less than the IDL

B Result is between IDL and RL

Form 3 Equivalent

TestAmerica North Canton

Metals Data Reporting Form

Continuing Calibration Blank Results

Instrument: ICPMS **Units:** ug/L

Chart Number: I80908A.csv

Standard Source: _____ **Standard ID:** _____

Element	WL/ Mass	Report Limit	CCB 9/8/2009 2:34 PM		CCB 9/8/2009 3:02 PM		CCB 9/8/2009 3:58 PM		CCB 9/8/2009 4:52 PM		CCB 9/8/2009 5:46 PM	
			Found	Q	Found	Q	Found	Q	Found	Q	Found	Q
Manganese	55	1	0.46	B	0.3	B	0.33	B	0.38	B	0.59	B

U Result is less than the IDL

B Result is between IDL and RL

Form 3 Equivalent

TestAmerica North Canton

Metals Data Reporting Form

Continuing Calibration Blank Results

Instrument: ICPMS **Units:** ug/L

Chart Number: I80908A.csv

Standard Source: _____ **Standard ID:** _____

Element	WL/ Mass	Report Limit	CCB 9/8/2009 6:41 PM Found	Q	Found	Q	Found	Q	Found	Q	Found	Q
Manganese	55	1	**0.84**	**B**								

5.04.5

U Result is less than the IDL

B Result is between IDL and RL

Form 3 Equivalent

: Instrument Upload Run Log - Page 1 :
: Started Fri Sep 11 04:31:58 2009 by DAVIESB :
: Data File: UPL$CAN_DATA_ROOT:<REP>I80910A.CSV;1 :

#	WorkOrder	Dilution	Date	Time	Batch	Lot	Instrument
1	STD1	1	10-SEP-2009	14:32:37			I8
2	STD2	1	10-SEP-2009	14:35:55			I8
3	STD3	1	10-SEP-2009	14:39:29			I8
4	STD4	1	10-SEP-2009	14:43:16			I8
5	ICV	1	10-SEP-2009	14:48:20			I8
6	ICB	1	10-SEP-2009	14:53:31			I8
7	CRI	1	10-SEP-2009	14:56:49			I8
8	ICSA	1	10-SEP-2009	15:01:09			I8
9	ICSAB	1	10-SEP-2009	15:04:26			I8
10	CCV	1	10-SEP-2009	15:10:50			I8
11	CCB	1	10-SEP-2009	15:21:49			I8
12	IDL1	1	10-SEP-2009	15:25:01			I8
13	IDL2	1	10-SEP-2009	15:28:13			I8
14	IDL3	1	10-SEP-2009	15:31:29			I8
15	IDL4	1	10-SEP-2009	15:34:44			I8
16	IDL5	1	10-SEP-2009	15:39:01			I8
17	IDL6	1	10-SEP-2009	15:42:15			I8
18	IDL7	1	10-SEP-2009	15:45:31			I8
19	LJWDQ	1	10-SEP-2009	15:49:05	9240019	9H25196	I8
20	LJWDQF	5	10-SEP-2009	15:52:37	9240019	9H25196	I8
21	LJ3AFB	1	10-SEP-2009	15:56:31	9243020	A9H310000	I8
22	CCV	1	10-SEP-2009	16:00:49			I8
23	CCB	1	10-SEP-2009	16:05:23			I8
24	LJ3AFC	1	10-SEP-2009	16:08:40	9243020	A9H310000	I8
25	LJWD4	1	10-SEP-2009	16:13:25	9243020	9H25196	I8
26	LJX5T	1	10-SEP-2009	16:17:49	9243020	9H25196	I8
27	LJX5TX	1	10-SEP-2009	16:22:06	9243020	9H25196	I8
28	LJX5TS	1	10-SEP-2009	16:26:23	9243020	9H25196	I8
29	LJX58	1	10-SEP-2009	16:31:04	9243020	9H25196	I8
30	LKGMPB	1	10-SEP-2009	16:35:22	9252012	A9I090000	I8
31	LKGMPC	1	10-SEP-2009	16:39:45	9252012	A9I090000	I8
32	LKD3F	1	10-SEP-2009	16:44:37	9252012	A9I040306	I8
33	LKD3W	1	10-SEP-2009	16:48:57	9252012	A9I040306	I8
34	CCV	1	10-SEP-2009	16:53:16			I8
35	CCB	1	10-SEP-2009	16:58:09			I8
36	LKFCVB	1	10-SEP-2009	17:02:31	9251014	A9I080000	I8
37	LKFCVC	1	10-SEP-2009	17:06:51	9251014	A9I080000	I8
38	LJ0XV	1	10-SEP-2009	17:11:37	9251014	A9H280208	I8
39	LJ00D	1	10-SEP-2009	17:16:09	9251014	A9H280208	I8
40	LJ009	1	10-SEP-2009	17:20:27	9251014	A9H280208	I8
41	LJ3ADB	1	10-SEP-2009	17:24:44	9243019	A9H310000	I8
42	LJ3ADC	1	10-SEP-2009	17:29:02	9243019	A9H310000	I8
43	LJX31	1	10-SEP-2009	17:33:54	9243019	9H26266	I8
44	LJX31F	1	10-SEP-2009	17:38:23	9243019	9H26266	I8

(continued)

Metals Data Reporting Form

Initial Calibration Verification Standard

Instrument: ICPMS **Units:** ug/L

Chart Number: I80910A.csv **Acceptable Range:** 90% - 110%

Standard Source: _____ **Standard ID:** _____

Element	WL/ Mass	True Conc	ICV 9/10/2009 2:48 PM Found	% Rec	Found	% Rec	Found	% Rec	Found	% Rec	Found	% Rec
Manganese	55	400.0	407.73	**101.9**								
Potassium	39	40000.0	40736.67	**101.8**								

Metals Data Reporting Form

Continuing Calibration Verification

Instrument: ICPMS **Units:** ug/L

Chart Number: I80910A.csv **Acceptable Range:** 90% - 110%

Standard Source: _____ **Standard ID:** _____

Element	WL/ Mass	True Conc	CCV 9/10/2009 3:10 PM Found	% Rec	CCV 1 9/10/2009 4:00 PM Found	% Rec	CCV 2 9/10/2009 4:53 PM Found	% Rec	Found	% Rec	Found	% Rec
Manganese	55	500.0	500.03	**100.0**	498.03	**99.6**	499.77	**100.0**				
Potassium	39	50000.0	51203.33	**102.4**	51936.67	**103.9**	53733.33	**107.5**				

Metals Data Reporting Form

Contract Required Detection Limit Standard

Instrument: ICPMS **Units:** ug/L

Chart Number: I80910A.csv **Acceptable Range:** 50% - 150%

Standard Source: _____ **Standard ID:** _____

Element	WL/ Mass	True Conc	CRI 9/10/2009 2:56 PM Found	% Rec	Found	% Rec	Found	% Rec	Found	% Rec	Found	% Rec
Manganese	55	1.0	1.11	**111.4**								
Potassium	39	1000.0	997.50	**99.8**								

TestAmerica North Canton

Metals Data Reporting Form

Initial Calibration Blank Results

Instrument: ICPMS **Units:** ug/L

Chart Number: I80910A.csv

Standard Source: _____ **Standard ID:** _____

Element	WL/ Mass	Report Limit	ICB 9/10/2009 2:53 PM Found	Q	Found	Q	Found	Q	Found	Q	Found	Q
Manganese	55	1	0.14	U								
Potassium	39	1000	17	U								

U Result is less than the IDL
B Result is between IDL and RL

Form 3 Equivalent

TestAmerica North Canton

Metals Data Reporting Form

Continuing Calibration Blank Results

Instrument: ICPMS **Units:** ug/L

Chart Number: I80910A.csv

Standard Source: _____ **Standard ID:** _____

Element	WL/ Mass	Report Limit	CCB 9/10/2009 3:21 PM Found	Q	CCB 1 9/10/2009 4:05 PM Found	Q	CCB 2 9/10/2009 4:58 PM Found	Q	Found	Q	Found	Q
Manganese	55	1	0.14	U	0.14	U	0.22	B				
Potassium	39	1000	17	U	17	U	17	U				

U Result is less than the IDL

B Result is between IDL and RL

```
:       Instrument Upload                                    Run Log - Page  1 :
:       Started Wed Sep 16 05:47:12 2009 by DAVIESB                            :
:       Data File: UPL$CAN_DATA_ROOT:<REP>I80915B.CSV;1                        :
```

#	WorkOrder	Dilution	Date	Time	Batch	Lot	Instrument
1	STD1	1	15-SEP-2009	12:39:56			I8
2	STD2	1	15-SEP-2009	12:44:21			I8
3	STD3	1	15-SEP-2009	12:49:11			I8
4	STD4	1	15-SEP-2009	12:54:13			I8
5	ICV	1	15-SEP-2009	12:58:37			I8
6	ICB	1	15-SEP-2009	13:03:36			I8
7	CRI	1	15-SEP-2009	13:06:56			I8
8	ICSA	1	15-SEP-2009	13:11:19			I8
9	ICSAB	1	15-SEP-2009	13:14:40			I8
10	CCV	1	15-SEP-2009	13:19:37			I8
11	CCB	1	15-SEP-2009	13:24:48			I8
12	LJ8P2B	1	15-SEP-2009	13:28:17	9246014	A9I030000	I8
13	LJ8P2C	1	15-SEP-2009	13:31:33	9246014	A9I030000	I8
14	LJ74RF	1	15-SEP-2009	13:36:35	9246014	9I01242	I8
15	LJ74RFS	1	15-SEP-2009	13:41:10	9246014	9I01242	I8
16	LJ74RFD	1	15-SEP-2009	13:44:38	9246014	9I01242	I8
17	LJ742F	1	15-SEP-2009	13:50:11	9246014	9I01242	I8
18	LJ744F	1	15-SEP-2009	13:54:32	9246014	9I01242	I8
19	LJ745F	1	15-SEP-2009	13:59:08	9246014	9I01242	I8
20	LJ746F	1	15-SEP-2009	14:03:38	9246014	9I01242	I8
21	LJ747F	1	15-SEP-2009	14:08:09	9246014	9I01242	I8
22	CCV	1	15-SEP-2009	14:12:32			I8
23	CCB	1	15-SEP-2009	14:17:37			I8
24	LJ748	1	15-SEP-2009	14:20:54	9246014	9I01242	I8
25	LJ75C	1	15-SEP-2009	14:24:43	9246014	9I01242	I8
26	LJ75D	1	15-SEP-2009	14:28:33	9246014	9I01242	I8
27	LJ75EF	1	15-SEP-2009	14:32:16	9246014	9I01242	I8
28	LJ75FF	1	15-SEP-2009	14:36:36	9246014	9I01242	I8
29	LJ75HF	1	15-SEP-2009	14:40:33	9246014	9I01242	I8
30	LJ75JF	1	15-SEP-2009	14:45:02	9246014	9I01242	I8
31	LJ75LF	1	15-SEP-2009	14:49:23	9246014	9I01242	I8
32	LJ75MF	1	15-SEP-2009	14:54:50	9246014	9I01242	I8
33	LJ75DL	1	15-SEP-2009	14:59:37			I8
34	CCV	1	15-SEP-2009	15:03:59			I8
35	CCB	1	15-SEP-2009	15:09:05			I8
36	LJ8QJB	1	15-SEP-2009	15:12:51	9246022	A9I030000	I8
37	LJ8QJC	1	15-SEP-2009	15:16:17	9246022	A9I030000	I8
38	LJ7GP	1	15-SEP-2009	15:21:29	9246022	9I02192	I8
39	LJ7GPF	1	15-SEP-2009	15:25:27	9246022	9I02192	I8
40	LJ7GPX	1	15-SEP-2009	15:29:35	9246022	9I02192	I8
41	LJ7GPS	1	15-SEP-2009	15:32:50	9246022	9I02192	I8
42	LJ7JC	1	15-SEP-2009	15:37:03	9246022	9I02192	I8
43	LJ7JCF	1	15-SEP-2009	15:41:09	9246022	9I02192	I8
44	LJ7JP	1	15-SEP-2009	15:45:42	9246022	9I02192	I8

---------- (continued) ----------

#	WorkOrder	Dilution	Date	Time	Batch	Lot	Instrument
45	LJ7JPF	1	15-SEP-2009	15:49:31	9246022	9I02192	I8
46	CCV	1	15-SEP-2009	15:53:51			I8
47	CCB	1	15-SEP-2009	15:58:52			I8
48	LJ7JX	1	15-SEP-2009	16:03:16	9246022	9I02192	I8
49	LJ7JXF	1	15-SEP-2009	16:07:39	9246022	9I02192	I8
50	LJ7J3	1	15-SEP-2009	16:12:18	9246022	9I02192	I8
51	LJ7J3F	1	15-SEP-2009	16:17:11	9246022	9I02192	I8
52	LJ7J5	1	15-SEP-2009	16:21:57	9246022	9I02192	I8
53	LJ7J5F	1	15-SEP-2009	16:26:58	9246022	9I02192	I8
54	LJ7J8	1	15-SEP-2009	16:31:52	9246022	9I02192	I8
55	LJ7J8F	1	15-SEP-2009	16:36:25	9246022	9I02192	I8
56	LJ7KK	1	15-SEP-2009	16:40:57	9246022	9I02192	I8
57	LJ7KKF	1	15-SEP-2009	16:46:01	9246022	9I02192	I8
58	CCV	1	15-SEP-2009	16:51:10			I8
59	CCB	1	15-SEP-2009	16:56:53			I8
60	LJ7KN	1	15-SEP-2009	17:01:12	9246022	9I02192	I8
61	LJ7KNF	1	15-SEP-2009	17:06:11	9246022	9I02192	I8
62	LJ7KNFL	1	15-SEP-2009	17:11:09			I8
63	ZZZZZ	1	15-SEP-2009	17:15:33			I8
64	LKJENB	1	15-SEP-2009	17:19:58	9253013	A9I100000	I8
65	LKJENC	1	15-SEP-2009	17:24:35	9253013	A9I100000	I8
66	LKHFD	1	15-SEP-2009	17:30:12	9253013	9I09172	I8
67	LKHFDF	1	15-SEP-2009	17:34:36	9253013	9I09172	I8
68	LKFC1B	1	15-SEP-2009	17:38:56	9251019	A9I080000	I8
69	LKFC1C	1	15-SEP-2009	17:43:16	9251019	A9I080000	I8
70	CCV	1	15-SEP-2009	17:48:33			I8
71	CCB	1	15-SEP-2009	17:54:45			I8
72	LKDWN	1	15-SEP-2009	17:59:09	9251019	A9I040285	I8
73	LJ891	5	15-SEP-2009	18:03:32	9251019	A9I030140	I8
74	LJ9AC	20	15-SEP-2009	18:07:53	9251019	A9I030140	I8
75	LJ9AE	20	15-SEP-2009	18:12:13	9251019	A9I030140	I8
76	LJ9AR	20	15-SEP-2009	18:16:39	9251019	A9I030140	I8
77	LJ9AX	20	15-SEP-2009	18:21:06	9251019	A9I030140	I8
78	LJ9A1	20	15-SEP-2009	18:25:28	9251019	A9I030140	I8
79	LKCC9	1	15-SEP-2009	18:29:52	9251019	A9I040116	I8
80	LKCC9S	1	15-SEP-2009	18:34:15	9251019	A9I040116	I8
81	LKCC9D	1	15-SEP-2009	18:40:00	9251019	A9I040116	I8
82	CCV	1	15-SEP-2009	18:46:16			I8
83	CCB	1	15-SEP-2009	18:52:51			I8
84	LKCHP	1	15-SEP-2009	18:57:11	9251019	A9I040116	I8
85	LKCHQ	1	15-SEP-2009	19:01:42	9251019	A9I040116	I8
86	LKCHW	1	15-SEP-2009	19:06:03	9251019	A9I040116	I8
87	LKCH1	1	15-SEP-2009	19:10:29	9251019	A9I040116	I8
88	LKCH2	5	15-SEP-2009	19:14:51	9251019	A9I040116	I8

(continued)

#	WorkOrder	Dilution	Date	Time	Batch	Lot	Instrument
89	LKCJC	5	15-SEP-2009	19:19:11	9251019	A9I040116	I8
90	LKDG6	1	15-SEP-2009	19:23:32	9251019	9I04239	I8
91	LKDG6L	1	15-SEP-2009	19:27:57			I8
92	LKEPD	1	15-SEP-2009	19:32:19	9251019	A9I050157	I8
93	LKEPJF	1	15-SEP-2009	19:36:41	9251019	A9I050158	I8
94	CCV	1	15-SEP-2009	19:41:05			I8
95	CCB	1	15-SEP-2009	19:47:38			I8
96	LJ8P6B	1	15-SEP-2009	19:52:00	9246016	A9I030000	I8
97	LJ8P6C	1	15-SEP-2009	19:56:22	9246016	A9I030000	I8
98	LJ8E0	1	15-SEP-2009	20:02:55	9246016	A9I020311	I8
99	LJ8E4	1	15-SEP-2009	20:07:15	9246016	A9I020311	I8
100	LJ8E7	1	15-SEP-2009	20:11:42	9246016	A9I020311	I8
101	LJ8E8	1	15-SEP-2009	20:16:06	9246016	A9I020311	I8
102	LJ8FA	1	15-SEP-2009	20:20:28	9246016	A9I020311	I8
103	LJ8FC	1	15-SEP-2009	20:24:55	9246016	A9I020311	I8
104	LJ8FCS	1	15-SEP-2009	20:29:27	9246016	A9I020311	I8
105	LJ8FCD	1	15-SEP-2009	20:35:31	9246016	A9I020311	I8
106	CCV	1	15-SEP-2009	20:42:05			I8
107	CCB	1	15-SEP-2009	20:48:39			I8
108	LJ8FD	1	15-SEP-2009	20:52:59	9246016	A9I020311	I8
109	LJ63E	1	15-SEP-2009	20:57:32	9246015	A9I020143	I8
110	LJ630	1	15-SEP-2009	21:01:53	9246015	A9I020143	I8
111	LJ631	1	15-SEP-2009	21:06:22	9246015	A9I020143	I8
112	LJ632	5	15-SEP-2009	21:10:45	9246015	A9I020143	I8
113	LJ633	1	15-SEP-2009	21:15:06	9246015	A9I020143	I8
114	LJ8F4	1	15-SEP-2009	21:19:35	9246015	A9I020317	I8
115	LJ8F4L	1	15-SEP-2009	21:23:59			I8
116	LJ8K4	1	15-SEP-2009	21:28:20	9246015	A9I020331	I8
117	LJ8K4S	10	15-SEP-2009	21:32:52	9246015	A9I020331	I8
118	CCV	1	15-SEP-2009	21:37:20			I8
119	CCB	1	15-SEP-2009	21:43:53			I8
120	LJ8K4D	10	15-SEP-2009	21:48:17	9246015	A9I020331	I8
121	LKH22	1	15-SEP-2009	21:52:39	9253013	A9I090265	I8
122	LKH22S	1	15-SEP-2009	21:57:01	9253013	A9I090265	I8
123	LKH22D	1	15-SEP-2009	22:03:26	9253013	A9I090265	I8
124	LJ6NVBF	1	15-SEP-2009	22:10:02	9245017	A9I020000	I8
125	LJ6NVCF	1	15-SEP-2009	22:14:30	9245017	A9I020000	I8
126	LJ5XMF	1	15-SEP-2009	22:21:06	9245017	9I01242	I8
127	CCV	1	15-SEP-2009	22:25:59			I8
128	CCB	1	15-SEP-2009	22:32:32			I8
129	ICSA	1	15-SEP-2009	22:36:54			I8
130	ICSAB	1	15-SEP-2009	22:41:16			I8
131	LJ5XMFS	1	15-SEP-2009	22:47:46	9245017	9I01242	I8
132	LJ5XMFD	1	15-SEP-2009	22:54:21	9245017	9I01242	I8

(continued)

#	WorkOrder	Dilution	Date	Time	Batch	Lot	Instrument
133	CCV	1	15-SEP-2009	23:00:55			I8
134	CCB	1	15-SEP-2009	23:07:29			I8
135	LJ5X0F	1	15-SEP-2009	23:11:49	9245017	9I01242	I8
136	LJ5X1F	1	15-SEP-2009	23:16:11	9245017	9I01242	I8
137	LJ5X3F	1	15-SEP-2009	23:20:41	9245017	9I01242	I8
138	LJ5X4F	1	15-SEP-2009	23:27:17	9245017	9I01242	I8
139	LJ5X5F	1	15-SEP-2009	23:32:54	9245017	9I01242	I8
140	LJ5X5FL	1	15-SEP-2009	23:38:57			I8
141	LKGM1B	1	15-SEP-2009	23:44:04	9252016	A9I090000	I8
142	LKGM1C	1	15-SEP-2009	23:48:26	9252016	A9I090000	I8
143	LJ9NG	1	15-SEP-2009	23:54:23	9252016	9I02192	I8
144	LJ9NGF	1	15-SEP-2009	23:59:23	9252016	9I02192	I8
145	CCV	1	16-SEP-2009	00:04:22			I8
146	CCB	1	16-SEP-2009	00:10:44			I8
147	LJ9NGX	1	16-SEP-2009	00:15:09	9252016	9I02192	I8
148	LJ9NGS	1	16-SEP-2009	00:20:08	9252016	9I02192	I8
149	LJ9NV	1	16-SEP-2009	00:26:13	9252016	9I02192	I8
150	LJ9NVF	1	16-SEP-2009	00:31:01	9252016	9I02192	I8
151	LJ9N1	1	16-SEP-2009	00:35:50	9252016	9I02192	I8
152	LJ9N1F	1	16-SEP-2009	00:40:29	9252016	9I02192	I8
153	LJ9N2	1	16-SEP-2009	00:45:07	9252016	9I02192	I8
154	LJ9N2F	1	16-SEP-2009	00:50:00	9252016	9I02192	I8
155	LJ9N4	1	16-SEP-2009	00:54:57	9252016	9I02192	I8
156	LJ9N4F	1	16-SEP-2009	00:59:59	9252016	9I02192	I8
157	CCV	1	16-SEP-2009	01:05:01			I8
158	CCB	1	16-SEP-2009	01:11:03			I8
159	LJ9N6	1	16-SEP-2009	01:15:28	9252016	9I02192	I8
160	LJ9N6F	1	16-SEP-2009	01:20:09	9252016	9I02192	I8
161	LKAPV	1	16-SEP-2009	01:24:55	9252016	9H25196	I8
162	LKAPVF	1	16-SEP-2009	01:29:22	9252016	9H25196	I8
163	LKE18	1	16-SEP-2009	01:33:51	9252016	9I04243	I8
164	LKE18F	1	16-SEP-2009	01:38:25	9252016	9I04243	I8
165	LKE2K	1	16-SEP-2009	01:43:09	9252016	9I04243	I8
166	LKE2KF	1	16-SEP-2009	01:47:48	9252016	9I04243	I8
167	LKE2P	1	16-SEP-2009	01:52:42	9252016	9I04243	I8
168	LKE2PF	1	16-SEP-2009	01:57:24	9252016	9I04243	I8
169	CCV	1	16-SEP-2009	02:02:10			I8
170	CCB	1	16-SEP-2009	02:08:07			I8
171	LKE2PFL	1	16-SEP-2009	02:12:28			I8
172	LJ744F	10	16-SEP-2009	02:16:52	9246014	9I01242	I8
173	LJ745F	10	16-SEP-2009	02:21:21	9246014	9I01242	I8
174	LJ747F	10	16-SEP-2009	02:26:03	9246014	9I01242	I8
175	LJ75EF	10	16-SEP-2009	02:30:26	9246014	9I01242	I8
176	LJ75HF	10	16-SEP-2009	02:35:30	9246014	9I01242	I8

---------- (continued) ----------

Metals Data Reporting Form

Initial Calibration Verification Standard

Instrument: ICPMS **Units:** ug/L

Chart Number: I80915B.csv **Acceptable Range:** 90% - 110%

Standard Source: _____ **Standard ID:** _____

Element	WL/ Mass	True Conc	ICV 9/15/2009 12:58 PM Found	% Rec	Found	% Rec	Found	% Rec	Found	% Rec	Found	% Rec
Antimony	121	80.0	83.81	**104.8**								
Arsenic	75	80.0	82.38	**103.0**								
Barium	137	80.0	82.97	**103.7**								
Beryllium	9	80.0	82.39	**103.0**								
Cadmium	111	80.0	84.19	**105.2**								
Chromium	52	80.0	83.81	**104.8**								
Cobalt	59	80.0	82.99	**103.7**								
Copper	65	80.0	83.64	**104.6**								
Iron	56	20000.0	20356.67	**101.8**								
Lead	208	80.0	81.77	**102.2**								
Manganese	55	400.0	403.13	**100.8**								
Molybdenum	95	80.0	84.05	**105.1**								
Nickel	60	80.0	84.35	**105.4**								
Selenium	78	80.0	84.03	**105.0**								
Silver	107	80.0	86.87	**108.6**								
Thallium	205	80.0	81.90	**102.4**								
Vanadium	51	80.0	81.82	**102.3**								
Zinc	66	80.0	83.60	**104.5**								

Metals Data Reporting Form

Continuing Calibration Verification

Instrument: ICPMS **Units:** ug/L

Chart Number: I80915B.csv **Acceptable Range:** 90% - 110%

Standard Source: _____ **Standard ID:** _____

Element	WL/ Mass	True Conc	CCV 9/15/2009 1:19 PM Found	% Rec	CCV 9/15/2009 11:00 PM Found	% Rec	CCV 11 9/16/2009 12:04 AM Found	% Rec	CCV 12 9/16/2009 1:05 AM Found	% Rec	CCV 13 9/16/2009 2:02 AM Found	% Rec
Antimony	121	100.0	101.03	**101.0**	101.07	**101.1**	101.67	**101.7**	101.97	**102.0**	101.90	**101.9**
Arsenic	75	100.0	99.05	**99.0**	100.97	**101.0**	99.72	**99.7**	100.33	**100.3**	100.80	**100.8**
Barium	137	100.0	100.63	**100.6**	101.27	**101.3**	101.93	**101.9**	100.62	**100.6**	100.43	**100.4**
Beryllium	9	100.0	100.87	**100.9**	102.20	**102.2**	98.50	**98.5**	95.80	**95.8**	94.62	**94.6**
Cadmium	111	100.0	102.27	**102.3**	102.30	**102.3**	103.43	**103.4**	104.37	**104.4**	103.27	**103.3**
Chromium	52	100.0	101.13	**101.1**	101.67	**101.7**	101.40	**101.4**	103.53	**103.5**	103.80	**103.8**
Cobalt	59	100.0	100.17	**100.2**	100.73	**100.7**	101.33	**101.3**	102.47	**102.5**	102.80	**102.8**
Copper	65	100.0	100.76	**100.8**	101.93	**101.9**	102.77	**102.8**	104.47	**104.5**	105.17	**105.2**
Iron	56	25000.0	25270.00	**101.1**	26566.67	**106.3**	26436.67	**105.7**	26666.67	**106.7**	26826.67	**107.3**
Lead	208	100.0	99.72	**99.7**	99.21	**99.2**	98.05	**98.1**	98.07	**98.1**	98.04	**98.0**
Manganese	55	500.0	491.20	**98.2**	498.93	**99.8**	506.97	**101.4**	515.97	**103.2**	516.83	**103.4**
Molybdenum	95	100.0	106.73	**106.7**	104.83	**104.8**	103.90	**103.9**	104.50	**104.5**	105.10	**105.1**
Nickel	60	100.0	100.26	**100.3**	100.60	**100.6**	102.83	**102.8**	103.13	**103.1**	104.27	**104.3**
Selenium	78	100.0	101.37	**101.4**	101.33	**101.3**	99.73	**99.7**	98.22	**98.2**	95.77	**95.8**
Silver	107	100.0	103.27	**103.3**	102.67	**102.7**	104.70	**104.7**	106.33	**106.3**	106.37	**106.4**
Thallium	205	100.0	99.86	**99.9**	99.91	**99.9**	99.98	**100.0**	100.87	**100.9**	100.69	**100.7**
Vanadium	51	100.0	100.15	**100.2**	99.95	**99.9**	100.13	**100.1**	100.90	**100.9**	102.00	**102.0**
Zinc	66	100.0	101.67	**101.7**	101.77	**101.8**	101.50	**101.5**	103.20	**103.2**	101.93	**101.9**

Metals Data Reporting Form

Contract Required Detection Limit Standard

Instrument: ICPMS **Units:** ug/L

Chart Number: I80915B.csv **Acceptable Range:** 50% - 150%

Standard Source: _____ **Standard ID:** _____

Element	WL/ Mass	True Conc	CRI 9/15/2009 1:06 PM Found	% Rec	Found	% Rec	Found	% Rec	Found	% Rec	Found	% Rec
Antimony	121	2.0	2.19	**109.3**								
Arsenic	75	2.0	2.02	**101.2**								
Barium	137	1.0	1.05	**105.3**								
Beryllium	9	1.0	0.99	**98.8**								
Cadmium	111	0.5	0.57	**114.2**								
Chromium	52	2.0	2.14	**107.2**								
Cobalt	59	1.0	1.07	**106.6**								
Copper	65	2.0	2.25	**112.3**								
Iron	56	50.0	57.12	**114.2**								
Lead	208	1.0	1.06	**106.0**								
Manganese	55	1.0	1.20	**120.4**								
Molybdenum	95	10.0	10.68	**106.8**								
Nickel	60	2.0	2.23	**111.3**								
Selenium	78	2.0	2.30	**115.1**								
Silver	107	0.5	0.59	**118.2**								
Thallium	205	1.0	1.11	**111.2**								
Vanadium	51	5.0	4.94	**98.7**								
Zinc	66	10.0	11.48	**114.8**								

TestAmerica North Canton

Metals Data Reporting Form

Initial Calibration Blank Results

Instrument: ICPMS **Units:** ug/L

Chart Number: I80915B.csv

Standard Source: _____ **Standard ID:** _____

Element	WL/ Mass	Report Limit	ICB 9/15/2009 1:03 PM Found	Q	Found	Q	Found	Q	Found	Q	Found	Q
Antimony	121	2	**0.14**	**B**								
Arsenic	75	5	0.21	U								
Barium	137	1	0.052	U								
Beryllium	9	1	0.037	U								
Cadmium	111	1	0.027	U								
Chromium	52	2	0.066	U								
Cobalt	59	1	0.033	U								
Copper	65	2	0.064	U								
Iron	56	50	11	U								
Lead	208	1	0.034	U								
Manganese	55	1	0.14	U								
Molybdenum	95	2	0.2	U								
Nickel	60	2	0.1	U								
Selenium	78	5	**0.26**	**B**								
Silver	107	1	0.033	U								
Thallium	205	1	**0.21**	**B**								
Vanadium	51	20	0.6	U								
Zinc	66	20	0.85	U								

U Result is less than the IDL

B Result is between IDL and RL

Form 3 Equivalent

TestAmerica North Canton

Metals Data Reporting Form

Continuing Calibration Blank Results

Instrument: ICPMS **Units:** ug/L

Chart Number: I80915B.csv

Standard Source: _____ **Standard ID:** _____

Element	WL/ Mass	Report Limit	CCB 9/15/2009 1:24 PM Found	Q	CCB 9/15/2009 11:07 PM Found	Q	CCB 11 9/16/2009 12:10 AM Found	Q	CCB 12 9/16/2009 1:11 AM Found	Q	CCB 13 9/16/2009 2:08 AM Found	Q
Antimony	121	2	**0.099**	**B**	**0.14**	**B**	**0.11**	**B**	**0.11**	**B**	**0.096**	**B**
Arsenic	75	5	0.21	U	0.21	U	0.21	U	0.21	U	0.21	U
Barium	137	1	0.052	U	**0.1**	**B**	**0.1**	**B**	**0.14**	**B**	**0.14**	**B**
Beryllium	9	1	0.037	U	**0.074**	**B**	**0.069**	**B**	**0.067**	**B**	**0.075**	**B**
Cadmium	111	1	0.027	U	**0.077**	**B**	**0.048**	**B**	**0.08**	**B**	**0.098**	**B**
Chromium	52	2	0.066	U	0.066	U	0.066	U	0.066	U	0.066	U
Cobalt	59	1	0.033	U	**0.058**	**B**	**0.065**	**B**	**0.08**	**B**	**0.095**	**B**
Copper	65	2	0.064	U	0.064	U	0.064	U	0.064	U	**0.068**	**B**
Iron	56	50	11	U	**14.1**	**B**	**16.4**	**B**	**17.7**	**B**	**20.1**	**B**
Lead	208	1	0.034	U	**0.046**	**B**	**0.051**	**B**	**0.065**	**B**	**0.069**	**B**
Manganese	55	1	0.14	U	**0.52**	**B**	**0.61**	**B**	**0.81**	**B**	**0.99**	**B**
Molybdenum	95	2	**1.1**	**B**	**0.43**	**B**	**0.21**	**B**	**0.23**	**B**	**0.24**	**B**
Nickel	60	2	0.1	U	0.1	U	0.1	U	0.1	U	0.1	U
Selenium	78	5	**0.26**	**B**	**0.19**	**B**	**0.24**	**B**	**0.17**	**B**	**0.33**	**B**
Silver	107	1	0.033	U	**0.06**	**B**	**0.064**	**B**	**0.069**	**B**	**0.082**	**B**
Thallium	205	1	**0.24**	**B**	**0.31**	**B**	**0.24**	**B**	**0.24**	**B**	**0.24**	**B**
Vanadium	51	20	0.6	U	0.6	U	0.6	U	0.6	U	0.6	U
Zinc	66	20	0.85	U	0.85	U	0.85	U	0.85	U	0.85	U

U Result is less than the IDL

B Result is between IDL and RL

Form 3 Equivalent

METHOD BLANK REPORT

General Chemistry

Client Lot #...: 9H25196 **Matrix.....:** WATER

PARAMETER	RESULT	REPORTING LIMIT	UNITS	METHOD	PREPARATION-ANALYSIS DATE	PREP BATCH #
Chloride		Work Order #: LJQ831AA		MB Lot-Sample #:	A9H260000-165	
	ND	1.0	mg/L	MCAWW 300.0A	08/26/09	9238165
		Dilution Factor: 1				
Chloride		Work Order #: LJVH11AA		MB Lot-Sample #:	A9H270000-128	
	ND	1.0	mg/L	MCAWW 300.0A	08/26/09	9239128
		Dilution Factor: 1				
Chloride		Work Order #: LJ3H71AA		MB Lot-Sample #:	A9H310000-149	
	ND	1.0	mg/L	MCAWW 300.0A	08/28/09	9243149
		Dilution Factor: 1				
Chloride		Work Order #: LJ3RJ1AA		MB Lot-Sample #:	A9H310000-247	
	ND	1.0	mg/L	MCAWW 300.0A	08/28/09	9243247
		Dilution Factor: 1				
Chloride		Work Order #: LJ4TG1AA		MB Lot-Sample #:	A9I010000-198	
	ND	1.0	mg/L	MCAWW 300.0A	08/31/09	9244198
		Dilution Factor: 1				
Nitrate as N		Work Order #: LJQ861AA		MB Lot-Sample #:	A9H260000-167	
	ND	0.10	mg/L	MCAWW 300.0A	08/25/09	9238167
		Dilution Factor: 1				
Nitrate as N		Work Order #: LJVH21AA		MB Lot-Sample #:	A9H270000-129	
	ND	0.10	mg/L	MCAWW 300.0A	08/26/09	9239129
		Dilution Factor: 1				
Nitrate as N		Work Order #: LJ3JE1AA		MB Lot-Sample #:	A9H310000-151	
	ND	0.10	mg/L	MCAWW 300.0A	08/28/09	9243151
		Dilution Factor: 1				
Nitrate as N		Work Order #: LJ3RK1AA		MB Lot-Sample #:	A9H310000-248	
	ND	0.10	mg/L	MCAWW 300.0A	08/28/09	9243248
		Dilution Factor: 1				
Nitrite as N		Work Order #: LJQ841AA		MB Lot-Sample #:	A9H260000-166	
	ND	0.10	mg/L	MCAWW 300.0A	08/25/09	9238166
		Dilution Factor: 1				
Nitrite as N		Work Order #: LJVH31AA		MB Lot-Sample #:	A9H270000-130	
	ND	0.10	mg/L	MCAWW 300.0A	08/26/09	9239130
		Dilution Factor: 1				

(Continued on next page)

METHOD BLANK REPORT

General Chemistry

Client Lot #...: 9H25196 **Matrix.....:** WATER

PARAMETER	RESULT	REPORTING LIMIT	UNITS	METHOD	PREPARATION-ANALYSIS DATE	PREP BATCH #
Nitrite as N		Work Order #: LJ3JJ1AA		MB Lot-Sample #:	A9H310000-152	
	ND	0.10	mg/L	MCAWW 300.0A	08/28/09	9243152
		Dilution Factor: 1				
Nitrite as N		Work Order #: LJ3RL1AA		MB Lot-Sample #:	A9H310000-249	
	ND	0.10	mg/L	MCAWW 300.0A	08/28/09	9243249
		Dilution Factor: 1				
Nitrogen, as Ammonia		Work Order #: LJ70T1AA		MB Lot-Sample #:	A9I020000-151	
	ND	0.2	mg/L	MCAWW 350.3	09/02/09	9245151
		Dilution Factor: 1				
Phosphate as P, Ortho		Work Order #: LJQ891AA		MB Lot-Sample #:	A9H260000-168	
	ND	0.50	mg/L	MCAWW 300.0A	08/25/09	9238168
		Dilution Factor: 1				
Phosphate as P, Ortho		Work Order #: LJVH41AA		MB Lot-Sample #:	A9H270000-131	
	ND	0.50	mg/L	MCAWW 300.0A	08/26/09	9239131
		Dilution Factor: 1				
Phosphate as P, Ortho		Work Order #: LJ3RE1AA		MB Lot-Sample #:	A9H310000-243	
	ND	0.50	mg/L	MCAWW 300.0A	08/28/09	9243243
		Dilution Factor: 1				
Sulfate		Work Order #: LJQ9C1AA		MB Lot-Sample #:	A9H260000-170	
	ND	1.0	mg/L	MCAWW 300.0A	08/25/09	9238170
		Dilution Factor: 1				
Sulfate		Work Order #: LJQ9E1AA		MB Lot-Sample #:	A9H260000-171	
	ND	1.0	mg/L	MCAWW 300.0A	08/26/09	9238171
		Dilution Factor: 1				
Sulfate		Work Order #: LJVH01AA		MB Lot-Sample #:	A9H270000-127	
	ND	1.0	mg/L	MCAWW 300.0A	08/26/09	9239127
		Dilution Factor: 1				
Sulfate		Work Order #: LJ3JA1AA		MB Lot-Sample #:	A9H310000-150	
	ND	1.0	mg/L	MCAWW 300.0A	08/28/09	9243150
		Dilution Factor: 1				

(Continued on next page)

METHOD BLANK REPORT

General Chemistry

Client Lot #...: 9H25196 **Matrix.....:** WATER

PARAMETER	RESULT	REPORTING LIMIT	UNITS	METHOD	PREPARATION-ANALYSIS DATE	PREP BATCH #
Sulfate		Work Order #: LJ3RH1AA		MB Lot-Sample #: A9H310000-246		
	ND	1.0	mg/L	MCAWW 300.0A	08/28/09	9243246
		Dilution Factor: 1				
Total Alkalinity		Work Order #: LJ6TD1AA		MB Lot-Sample #: A9I020000-094		
	4.5 B	**5.0**	**mg/L**	**MCAWW 310.1**	**09/01/09**	**9245094**
		Dilution Factor: 1				
Total Alkalinity		Work Order #: LJ6TF1AA		MB Lot-Sample #: A9I020000-095		
	4.5 B	**5.0**	**mg/L**	**MCAWW 310.1**	**09/01/09**	**9245095**
		Dilution Factor: 1				
Total Alkalinity		Work Order #: LJ8TT1AA		MB Lot-Sample #: A9I030000-074		
	4.4 B	**5.0**	**mg/L**	**MCAWW 310.1**	**09/02/09**	**9246074**
		Dilution Factor: 1				
Total Dissolved Solids		Work Order #: LJR941AA		MB Lot-Sample #: A9H260000-395		
	ND	10	mg/L	MCAWW 160.1	08/26-08/27/09	9238395
		Dilution Factor: 1				
Total Dissolved Solids		Work Order #: LJWM31AA		MB Lot-Sample #: A9H270000-341		
	ND	10	mg/L	MCAWW 160.1	08/27-08/28/09	9239341
		Dilution Factor: 1				
Total Dissolved Solids		Work Order #: LJ7VK1AA		MB Lot-Sample #: A9I020000-360		
	ND	10	mg/L	MCAWW 160.1	09/02-09/03/09	9245360
		Dilution Factor: 1				
Total Dissolved Solids		Work Order #: LKDRW1AA		MB Lot-Sample #: A9I030000-494		
	ND	10	mg/L	MCAWW 160.1	09/03-09/04/09	9246494
		Dilution Factor: 1				

NOTE(S):

Calculations are performed before rounding to avoid round-off errors in calculated results.

B Estimated result. Result is less than RL.

METHOD BLANK REPORT

General Chemistry

Client Lot #...: 9H25196 **Matrix.....:** WATER

PARAMETER	RESULT	REPORTING LIMIT	UNITS	METHOD	PREPARATION-ANALYSIS DATE	PREP BATCH #
Dissolved Organic Carbon		Work Order #: LJV1F1AA		MB Lot-Sample #:	A9H270000-246	
	ND	1	mg/L	SW846 9060	08/27/09	9239246
		Dilution Factor: 1				
Dissolved Organic Carbon		Work Order #: LKGNG1AA		MB Lot-Sample #:	A9I080000-345	
	ND	1	mg/L	SW846 9060	09/08/09	9251345
		Dilution Factor: 1				

NOTE(S):

Calculations are performed before rounding to avoid round-off errors in calculated results.

F: 9238161 OPO4: 9238168
Cl: 9238164-65 SO4: 9238170-71
NO2: 9238166
NO3: 9238167

Method: 300, 9056

TestAmerica
North Canton
Ion Chromatography

00 8126609

SEQUENCE: \\cansvr11\chem\WET\ic120.i\082509.b\DX120.m Instrument : ic120.i LEVEL 1 _____ DATE: 8/25/09 Date Analyzed: 8/25/2009

LEVEL 2 CL/OC DATE: 8/26/09 Units: mg/L or mg/Kg

Inj #	Inj. Date	Sample ID	Matrix	Dil	FLUORIDE		CHLORIDE		NITRITE		BROMIDE		NITRATE-N		O-PHOS-P		SULFATE	
					RL	Result	RL	Result	RL	Result	RL	Result	RL	Result	RL	Result	RL	Result
		RLs:>>			1		1		0.5		0.5		0.5		0.5		1	
	24-Aug-09	Highest Cal Std conc & area			10	112094430	200	2.021E+09	10	168368560	40	127303723	10	180260219	10	65575961	200	1.326E+09
1	8/25/2009 16:20	ICV	L	1	P 96%	2.40	P 102%	51.10	P 96%	2.40	P 94%	9.40	P 96%	2.40	P 100%	2.50	P 96%	47.90
2	8/25/2009 16:37	ICB	L	1	P< 1	ND	P< 1	ND	P< 0.5	ND	P< 0.5	ND	P< 0.1	ND	P< 0.5	ND	P< 1	ND
3	8/25/2009 16:53	LCS	L	1	P 96%	2.40	P 102%	51.20	P 96%	2.40	P 94%	9.40	P 96%	2.40	P 100%	2.50	P 95%	47.40
4	8/25/2009 17:09	LCS DUP	L	1	P 96%	2.40	P 103%	51.40	P 96%	2.40	P 94%	9.40	P 96%	2.40	P 100%	2.50	P 95%	47.60
5	8/25/2009 17:26	LH35N	L	50	50 G	ND	50	4542.00	25 G	ND	25 G	ND	5	8.20	25 G	2.1 B	50	150.70
6	8/25/2009 17:42	LH35R	L	50	50 G	ND	50	4022.00	25 G	ND	25 G	ND	5	19.90	25 G	ND	50	180.20
7	8/25/2009 17:59	CCV	L	1	P 96%	2.40	P 102%	51.20	P 96%	2.40	P 94%	9.40	P 96%	2.40	Out 112%	2.80	P 95%	47.70
8	8/25/2009 18:15	CCB	L	1	P< 1	ND	P< 1	ND	P< 0.5	ND	P< 0.5	ND	P< 0.1	ND	P< 0.5	ND	P< 1	0.2 B
9	8/25/2009 18:31	LJPW8 X	L	1	1	0.2 B	1	184.60	0.5	ND	0.5	0.2 B	0.1	0.20	0.5	ND	1	198.30
10	8/25/2009 18:48	LJPXM ORG X	L	1	1	0.2 B	1	Dil 2X	0.5	ND	0.5	0.3 B	0.1	0.10	0.5	ND	1	9.80
11	8/25/2009 19:04	LJPXM MS	L	1	P 96%	2.60	P 106%	Dil 2X	P 124%	3.10	P 101%	10.40	P 100%	2.60	P 192%	4.80	P 103%	61.10
~~12~~	~~8/25/2009 19:21~~	~~LJLXV X~~	L	1	1	0.1 B	1	44.70	0.5	ND	0.5	ND	0.1	ND	0.5	ND	1	4.80
13	8/25/2009 19:37	LJLXW X	L	1	1	ND	1	10.60	0.5	ND	0.5	ND	0.1	0.20	0.5	0.1 B 0.05063	1	2.40
14	8/25/2009 19:54	LJPNK	L	1	1	0.4 B	1	Dil 2X	0.5	ND	0.5	1.70	0.1	ND	0.5	0.1 B	1	6.20
15	8/25/2009 20:10	LJPNN	L	1	1	0.4 B	1	Dil 2X	0.5	ND	0.5	1.70	0.1	ND	0.5	ND	1	6.10
16	8/25/2009 20:26	LJPNP	L	1	1	0.4 B	1	Dil 2X	0.5	ND	0.5	1.40	0.1	ND	0.5	ND	1	10.00
17	8/25/2009 20:43	LJPKG	L	1	1	0.2 B	1	Dil 2X	0.5	ND	0.5	0.3 B	0.1	0.30	0.5	ND	1	74.80
18	8/25/2009 20:59	LJPKT	L	1	1	0.3 B	1	3.50	0.5	ND	0.5	ND	0.1	ND	0.5	ND	1	64.20
19	8/25/2009 21:16	CCV	L	1	P 96%	2.40	P 102%	51.10	P 96%	2.40	P 93%	9.30	P 96%	2.40	P 108%	2.70	P 95%	47.70
20	8/25/2009 21:32	CCB	L	1	P< 1	ND	P< 1	ND	P< 0.5	ND	P< 0.5	ND	P< 0.1	ND	P< 0.5	ND	P< 1	ND
21	8/25/2009 21:48	LJPKV	L	1	1	0.3 B	1	3.40	0.5	ND	0.5	ND	0.1	ND	0.5	ND	1	64.70
22	8/25/2009 22:05	LJPME	L	1	1	0.4 B	1	59.70	0.5	ND	0.5	0.3 B	0.1	ND	0.5	ND	1	59.30
23	8/25/2009 22:21	LJPNQ ORG	L	1	1	0.5 B	1	177.80	0.5	ND	0.5	0.80	0.1	ND	0.5	ND	1	37.60
24	8/25/2009 22:38	LJPNQ MS	L	1	P 104%	3.10	P 114%	Dil 0X	P 108%	2.70	P 100%	10.80	P 96%	2.40	P 228%	5.70	P 112%	93.60
25	8/25/2009 22:55	LJPNQ MSD	L	1	P 100%	3.00	P 108%	Dil 0X	P 108%	2.70	P 96%	10.40	P 92%	2.30	P 244%	6.10	P 109%	92.10

Eluent: WR909160
ICV/CCV: IC9303
LCS: IC9302

G - diluted for another analyte or matrix
B - estimated result, < RL

NCM: 01-0025758

DX-120 Spreadsheet.xls
VER . 2000 09 05

3196

North Canton

Method: 300, 9056

TestAmerica
North Canton
Ion Chromatography

SEQUENCE: \\cansvr11\chem\WET\ic120.i\082509.b\DX120.m Instrument : ic120.i LEVEL 1_____ DATE:_____ Date Analyzed: 8/25/2009

LEVEL 2_____ DATE:_____ Units: mg/L or mg/Kg

Inj #	Inj. Date	Sample ID	Matrix	Dil	FLUORIDE		CHLORIDE		NITRITE		BROMIDE		NITRATE-N		O-PHOS-P		SULFATE	
					RL	Result	RL	Result	RL	Result	RL	Result	RL	Result	RL	Result	RL	Result
		RLs:>>			1		1		0.5		0.5		0.5		0.5		1	
	24-Aug-09	Highest Cal Std conc & area			10	112094430	200	2.021E+09	10	168368560	40	127303723	10	180260219	10	65575961	200	1.326E+09
26	8/25/2009 23:12	LH4NE	L	500	#VALUE! ND G	ND	#VALUE! 4662	#VALUE!	250 G	ND	250 G	ND	50 G	ND	250 G	104.5 B	#VALUE!	#VALUE!
27	8/25/2009 23:28	LH4NK	L	500	#VALUE! NDG	ND	#VALUE! 35230	#VALUE!	250 G	ND	250 G	ND	50 G	ND	250 G	ND	#VALUE!	#VALUE!
28	8/25/2009 23:45	LH4NL	L	500	#VALUE! ND G	ND	#VALUE! 20620	#VALUE!	250 G	18.7 B	250 G	ND	50 G	ND	250 G	ND	#VALUE!	#VALUE!
29	8/26/2009 0:01	LH7A9	L	1	1	ND	1	Dil 5X	0.5	ND	0.5	21.60	0.1	ND	0.5	0.3 B	1	Dil 5X
30	8/26/2009 0:18	LH7A9	L	10	10 G	ND	10	687.50	5 G	ND	5	11.30	1 G	ND	5 G	ND	10	412.50
31	8/26/2009 0:34	CCV	L	1	P 96%	2.40	P 102%	51.20	P 96%	2.40	P 94%	9.40	P 96%	2.40	Out 112%	2.80	P 95%	47.70
32	8/26/2009 0:50	CCB	L	1	P< 1	ND	P< 1	ND	P< 0.5	ND	P< 0.5	ND	P< 0.1	ND	P< 0.5	ND	P< 1	ND
33	8/26/2009 1:07	LCS	L	1	P 96%	2.40	P 103%	51.60	P 96%	2.40	P 94%	9.40	P 96%	2.40	P 100%	2.50	P 95%	47.70
34	8/26/2009 1:23	LCS DUP	L	1	P 96%	2.40	P 103%	51.40	P 96%	2.40	P 94%	9.40	P 96%	2.40	P 104%	2.60	P 95%	47.60
35	8/26/2009 1:39	LH7CK	L	1	1	ND	1	Dil 5X	0.5	ND	0.5	20.40	0.1	ND	0.5	ND	1	Dil 5X
36	8/26/2009 1:56	LH7CK	L	10	10 G	ND	10	689.40	5 G	ND	5	11.10	1 G	ND	5 G	ND	10	410.10
37	8/26/2009 2:12	LJD6J ORG	L	1	1	0.1 B	1	78.70	0.5	ND	0.5	0.60	0.1	2.00	0.5	0.50	1	2.30
38	8/26/2009 2:29	LJD6J MS	L	1	P 116%	3.00	P 102%	129.50	P 96%	2.40	P 87%	9.30	P 88%	4.20	P 272%	7.30	P 86%	45.40
39	8/26/2009 2:45	LJD6J MSD	L	1	P 108%	2.80	P 108%	132.90	P 96%	2.40	P 92%	9.80	P 92%	4.30	P 284%	7.60	P 91%	47.90
40	8/26/2009 3:01	LJD57	L	1	1	0.1 B	1	5.50	0.5	ND	0.5	ND	0.1	ND	0.5	1.50	1	0.3 B
41	8/26/2009 3:18	LJD6A	L	1	1	ND	1	ND	0.5	ND	0.5	ND	0.1	ND	0.5	0.3 B	1	ND
42	8/26/2009 3:34	LJD6D	L	1	1	0.1 B	1	0.2 B	0.5	ND	0.5	ND	0.1	ND	0.5	0.3 B	1	0.3 B
43	8/26/2009 3:51	CCV	L	1	P 96%	2.40	P 103%	51.40	P 96%	2.40	P 94%	9.40	P 96%	2.40	P 100%	2.50	P 95%	47.70
44	8/26/2009 4:07	CCB	L	1	P< 1	ND	P< 1	ND	P< 0.5	ND	P< 0.5	ND	P< 0.1	ND	P< 0.5	ND	P< 1	ND
45	8/26/2009 4:23	LJD6G	L	1	1	ND	1	92.50	0.5	ND	0.5	0.4 B	0.1	ND	0.5	ND	1	12.70
46	8/26/2009 4:40	LJJVD	L	1	1	Dil 2X	1	Dil 2X	0.5	0.70	0.5	0.60	0.1	1.00	0.5	0.70	1	170.60
47	8/26/2009 4:56	LJJVD	L	2	2	17.60	2	231.00	1	1.00	1	1.20	0.2	1.00	1 G	0.3 B	2	147.80
48	8/26/2009 5:13	LJJWK ORG	L	1	1	Dil 2X	1	Dil 2X	0.5	0.90	0.5	0.80	0.1	1.40	0.5	0.60	1	169.60
49	8/26/2009 5:29	LJJWK MS	L	1	P 100%	Dil 5X	P 99%	Dil 2X	P 84%	3.00	P 87%	9.50	P 88%	3.60	P 232%	6.40	P 105%	Dil 0X
50	8/26/2009 5:44	LJJWK	L	2	2	17.90	2	237.00	1	1.10	1	1.00	0.2	1.40	1	1.00	2	151.40

G - diluted for another analyte or matrix
B - estimated result, < RL

DX-120 Spreadsheet.xls
VER . 2000 09 05

3197
North Canton

Method: 300, 9056

TestAmerica
North Canton
Ion Chromatography

SEQUENCE: \\cansvr11\chem\WET\ic120.i\082509.b\DX120.m Instrument : ic120.i LEVEL 1_____ DATE:_____ Date Analyzed: 8/25/2009

LEVEL 2_____ DATE:_____ Units: mg/L or mg/Kg

Inj #	Inj. Date	Sample ID	Matrix	Dil	FLUORIDE		CHLORIDE		NITRITE		BROMIDE		NITRATE-N		O-PHOS-P		SULFATE	
					RL	Result	RL	Result	RL	Result	RL	Result	RL	Result	RL	Result	RL	Result
		RLs:>>			1		1		0.5		0.5		0.5		0.5		1	
	24-Aug-09	Highest Cal Std conc & area			10	112094430	200	2.021E+09	10	168368560	40	127303723	10	180260219	10	65575961	200	1.326E+09
51	8/26/2009 6:01	LCS	L	1	P 96%	2.40	P 103%	51.50	P 100%	2.50	P 96%	9.60	P 96%	2.40	Out 112%	2.80	P 96%	48.00
52	8/26/2009 6:17	LCS DUP	L	1	P 96%	2.40	P 103%	51.70	P 96%	2.40	P 96%	9.60	P 96%	2.40	P 108%	2.70	P 96%	47.90
53	8/26/2009 6:33	LJLX5	L	1	1	ND	1	11.00	0.5	ND	0.5	ND	0.1	0.70	0.5	ND	1	4.80
54	8/26/2009 6:50	LJLX6	L	1	1	ND	1	13.60	0.5	ND	0.5	ND	0.1	0.70	0.5	0.1 B	1	5.00
55	8/26/2009 7:06	CCV	L	1	P 96%	2.40	P 103%	51.50	P 96%	2.40	P 94%	9.40	P 96%	2.40	P 100%	2.50	P 95%	47.50
56	8/26/2009 7:22	CCB	L	1	P< 1	ND	P< 1	ND	P< 0.5	ND	P< 0.5	ND	P< 0.1	ND	P< 0.5	ND	Out> 1.	1.10
0	1/0/1900 0:00	0		0	Unknown Matrix	#VALUE!	Unknown Matrix	#VALUE!	Unknown Matrix	#VALUE!	Unknown Matrix	#VALUE!	Unknown Matrix	#VALUE!	Unknown Matrix	#VALUE!	Unknown Matrix	#VALUE!
0	1/0/1900 0:00	0		0	Unknown Matrix	#VALUE!	Unknown Matrix	#VALUE!	Unknown Matrix	#VALUE!	Unknown Matrix	#VALUE!	Unknown Matrix	#VALUE!	Unknown Matrix	#VALUE!	Unknown Matrix	#VALUE!
0	1/0/1900 0:00	0		0	Unknown Matrix	#VALUE!	Unknown Matrix	#VALUE!	Unknown Matrix	#VALUE!	Unknown Matrix	#VALUE!	Unknown Matrix	#VALUE!	Unknown Matrix	#VALUE!	Unknown Matrix	#VALUE!
0	1/0/1900 0:00	0		0	Unknown Matrix	#VALUE!	Unknown Matrix	#VALUE!	Unknown Matrix	#VALUE!	Unknown Matrix	#VALUE!	Unknown Matrix	#VALUE!	Unknown Matrix	#VALUE!	Unknown Matrix	#VALUE!
0	1/0/1900 0:00	0		0	Unknown Matrix	#VALUE!	Unknown Matrix	#VALUE!	Unknown Matrix	#VALUE!	Unknown Matrix	#VALUE!	Unknown Matrix	#VALUE!	Unknown Matrix	#VALUE!	Unknown Matrix	#VALUE!
0	1/0/1900 0:00	0		0	Unknown Matrix	#VALUE!	Unknown Matrix	#VALUE!	Unknown Matrix	#VALUE!	Unknown Matrix	#VALUE!	Unknown Matrix	#VALUE!	Unknown Matrix	#VALUE!	Unknown Matrix	#VALUE!
0	1/0/1900 0:00	0		0	Unknown Matrix	#VALUE!	Unknown Matrix	#VALUE!	Unknown Matrix	#VALUE!	Unknown Matrix	#VALUE!	Unknown Matrix	#VALUE!	Unknown Matrix	#VALUE!	Unknown Matrix	#VALUE!
0	1/0/1900 0:00	0		0	Unknown Matrix	#VALUE!	Unknown Matrix	#VALUE!	Unknown Matrix	#VALUE!	Unknown Matrix	#VALUE!	Unknown Matrix	#VALUE!	Unknown Matrix	#VALUE!	Unknown Matrix	#VALUE!
0	1/0/1900 0:00	0		0	Unknown Matrix	#VALUE!	Unknown Matrix	#VALUE!	Unknown Matrix	#VALUE!	Unknown Matrix	#VALUE!	Unknown Matrix	#VALUE!	Unknown Matrix	#VALUE!	Unknown Matrix	#VALUE!
0	1/0/1900 0:00	0		0	Unknown Matrix	#VALUE!	Unknown Matrix	#VALUE!	Unknown Matrix	#VALUE!	Unknown Matrix	#VALUE!	Unknown Matrix	#VALUE!	Unknown Matrix	#VALUE!	Unknown Matrix	#VALUE!
0	1/0/1900 0:00	0		0	Unknown Matrix	#VALUE!	Unknown Matrix	#VALUE!	Unknown Matrix	#VALUE!	Unknown Matrix	#VALUE!	Unknown Matrix	#VALUE!	Unknown Matrix	#VALUE!	Unknown Matrix	#VALUE!
0	1/0/1900 0:00	0		0	Unknown Matrix	#VALUE!	Unknown Matrix	#VALUE!	Unknown Matrix	#VALUE!	Unknown Matrix	#VALUE!	Unknown Matrix	#VALUE!	Unknown Matrix	#VALUE!	Unknown Matrix	#VALUE!
0	1/0/1900 0:00	0		0	Unknown Matrix	#VALUE!	Unknown Matrix	#VALUE!	Unknown Matrix	#VALUE!	Unknown Matrix	#VALUE!	Unknown Matrix	#VALUE!	Unknown Matrix	#VALUE!	Unknown Matrix	#VALUE!
0	1/0/1900 0:00	0		0	Unknown Matrix	#VALUE!	Unknown Matrix	#VALUE!	Unknown Matrix	#VALUE!	Unknown Matrix	#VALUE!	Unknown Matrix	#VALUE!	Unknown Matrix	#VALUE!	Unknown Matrix	#VALUE!
0	1/0/1900 0:00	0		0	Unknown Matrix	#VALUE!	Unknown Matrix	#VALUE!	Unknown Matrix	#VALUE!	Unknown Matrix	#VALUE!	Unknown Matrix	#VALUE!	Unknown Matrix	#VALUE!	Unknown Matrix	#VALUE!
0	1/0/1900 0:00	0		0	Unknown Matrix	#VALUE!	Unknown Matrix	#VALUE!	Unknown Matrix	#VALUE!	Unknown Matrix	#VALUE!	Unknown Matrix	#VALUE!	Unknown Matrix	#VALUE!	Unknown Matrix	#VALUE!
0	1/0/1900 0:00	0		0	Unknown Matrix	#VALUE!	Unknown Matrix	#VALUE!	Unknown Matrix	#VALUE!	Unknown Matrix	#VALUE!	Unknown Matrix	#VALUE!	Unknown Matrix	#VALUE!	Unknown Matrix	#VALUE!
0	1/0/1900 0:00	0		0	Unknown Matrix	#VALUE!	Unknown Matrix	#VALUE!	Unknown Matrix	#VALUE!	Unknown Matrix	#VALUE!	Unknown Matrix	#VALUE!	Unknown Matrix	#VALUE!	Unknown Matrix	#VALUE!
0	1/0/1900 0:00	0		0	Unknown Matrix	#VALUE!	Unknown Matrix	#VALUE!	Unknown Matrix	#VALUE!	Unknown Matrix	#VALUE!	Unknown Matrix	#VALUE!	Unknown Matrix	#VALUE!	Unknown Matrix	#VALUE!
0	1/0/1900 0:00	0		0	Unknown Matrix	#VALUE!	Unknown Matrix	#VALUE!	Unknown Matrix	#VALUE!	Unknown Matrix	#VALUE!	Unknown Matrix	#VALUE!	Unknown Matrix	#VALUE!	Unknown Matrix	#VALUE!
0	1/0/1900 0:00	0		0	Unknown Matrix	#VALUE!	Unknown Matrix	#VALUE!	Unknown Matrix	#VALUE!	Unknown Matrix	#VALUE!	Unknown Matrix	#VALUE!	Unknown Matrix	#VALUE!	Unknown Matrix	#VALUE!
0	1/0/1900 0:00	0		0	Unknown Matrix	#VALUE!	Unknown Matrix	#VALUE!	Unknown Matrix	#VALUE!	Unknown Matrix	#VALUE!	Unknown Matrix	#VALUE!	Unknown Matrix	#VALUE!	Unknown Matrix	#VALUE!
0	1/0/1900 0:00	0		0	Unknown Matrix	#VALUE!	Unknown Matrix	#VALUE!	Unknown Matrix	#VALUE!	Unknown Matrix	#VALUE!	Unknown Matrix	#VALUE!	Unknown Matrix	#VALUE!	Unknown Matrix	#VALUE!

G - diluted for another analyte or matrix
B - estimated result, < RL

DX-120 Spreadsheet.xls
VER . 2000 09 05

3198

North Canton

Sequence: 082509
Operator: wetchemnc
Printed: 8/26/2009 8:16:29 AM

Title:
Datasource: D2NJR9B1_local
Location: IC120\DX120-DATA2009\DX120-AUGUST 2009
Timebase: IC120
#Samples: 58
Created: 8/25/2009 3:43:10 PM by wetchemnc
Last Update: 8/25/2009 6:27:41 PM by wetchemnc

No.	Name	Type	Program	Status	Inj. Date/Time	Comment
1	Rinse	Unknown	DX120_14min	Finished	8/25/2009 4:04:20 PM	ELUENT=WR90960
2	ICV ,,2	Unknown	DX120_14min	Finished	8/25/2009 4:20:40 PM	CCV=IC9303
3	ICB	Unknown	DX120_14min	Finished	8/25/2009 4:37:04 PM	LCS=IC9302
4	LCS,,3	Spiked	DX120_14min	Finished	8/25/2009 4:53:29 PM	
5	LCS DUP,,3	Spiked	DX120_14min	Finished	8/25/2009 5:09:54 PM	
6	LH35N,50	Unknown	DX120_14min	Finished	8/25/2009 5:26:19 PM	
7	LH35R,50	Unknown	DX120_14min	Finished	8/25/2009 5:42:43 PM	
8	CCV,,2	Unknown	DX120_14min	Finished	8/25/2009 5:59:08 PM	
9	CCB	Unknown	DX120_14min	Finished	8/25/2009 6:15:33 PM	
10	LJPW8	Unknown	DX120_14min	Finished	8/25/2009 6:31:58 PM	
11	LJPXM ORG	Unknown	DX120_14min	Finished	8/25/2009 6:48:22 PM	
12	LJPXM MS	Unknown	DX120_14min	Finished	8/25/2009 7:04:47 PM	
13	LJLXV	Unknown	DX120_14min	Finished	8/25/2009 7:21:12 PM	
14	LJLXW	Unknown	DX120_14min	Finished	8/25/2009 7:37:37 PM	
15	LJPNK	Unknown	DX120_14min	Finished	8/25/2009 7:54:02 PM	
16	LJPNN	Unknown	DX120_14min	Finished	8/25/2009 8:10:27 PM	
17	LJPNP	Unknown	DX120_14min	Finished	8/25/2009 8:26:51 PM	
18	LJPKG	Unknown	DX120_14min	Finished	8/25/2009 8:43:15 PM	
19	LJPKT	Unknown	DX120_14min	Finished	8/25/2009 8:59:39 PM	
20	CCV,,2	Unknown	DX120_14min	Finished	8/25/2009 9:16:04 PM	
21	CCB	Unknown	DX120_14min	Finished	8/25/2009 9:32:29 PM	
22	LJPKV	Unknown	DX120_14min	Finished	8/25/2009 9:48:53 PM	
23	LJPME	Unknown	DX120_14min	Finished	8/25/2009 10:05:18 PM	
24	LJPNQ ORG	Unknown	DX120_14min	Finished	8/25/2009 10:21:43 PM	
25	LJPNQ MS	Unknown	DX120_14min	Finished	8/25/2009 10:38:08 PM	
26	LJPNQ MSD	Unknown	DX120_14min	Finished	8/25/2009 10:55:39 PM	
27	LH4NE,500	Unknown	DX120_14min	Finished	8/25/2009 11:12:12 PM	
28	LH4NK,500	Unknown	DX120_14min	Finished	8/25/2009 11:28:39 PM	
29	LH4NL,500	Unknown	DX120_14min	Finished	8/25/2009 11:45:06 PM	
30	LH7A9	Unknown	DX120_14min	Finished	8/26/2009 12:01:33 AM	
31	LH7A9,10	Unknown	DX120_14min	Finished	8/26/2009 12:18:00 AM	
32	CCV,,2	Unknown	DX120_14min	Finished	8/26/2009 12:34:27 AM	
33	CCB	Unknown	DX120_14min	Finished	8/26/2009 12:50:54 AM	
34	LCS,,3	Unknown	DX120_14min	Finished	8/26/2009 1:07:04 AM	
35	LCS DUP,,3	Unknown	DX120_14min	Finished	8/26/2009 1:23:24 AM	
36	LH7CK	Unknown	DX120_14min	Finished	8/26/2009 1:39:48 AM	
37	LH7CK,10	Unknown	DX120_14min	Finished	8/26/2009 1:56:12 AM	
38	LJD6J ORG	Unknown	DX120_14min	Finished	8/26/2009 2:12:36 AM	
39	LJD6J MS	Unknown	DX120_14min	Finished	8/26/2009 2:29:00 AM	
40	LJD6J MSD	Unknown	DX120_14min	Finished	8/26/2009 2:45:24 AM	
41	LJD57	Unknown	DX120_14min	Finished	8/26/2009 3:01:49 AM	
42	LJD6A	Unknown	DX120_14min	Finished	8/26/2009 3:18:13 AM	

Verified 8/26/09 MKS

Chromeleon © Dionex Corporation, Version 6.80 Build 2212

Title:
Datasource: D2NJR9B1_local
Location: IC120\DX120-DATA2009\DX120-AUGUST 2009
Timebase: IC120 Created: 8/25/2009 3:43:10 PM by wetchemnc
#Samples: 58 Last Update: 8/25/2009 6:27:41 PM by wetchemnc

No.	Name	Type	Program	Status	Inj. Date/Time	Comment
43	LJD6D	Unknown	DX120_14min	Finished	8/26/2009 3:34:42 AM	
44	CCV,,2	Unknown	DX120_14min	Finished	8/26/2009 3:51:07 AM	
45	CCB	Unknown	DX120_14min	Finished	8/26/2009 4:07:32 AM	
46	LJD6G	Unknown	DX120_14min	Finished	8/26/2009 4:23:56 AM	
47	LJJVD	Unknown	DX120_14min	Finished	8/26/2009 4:40:21 AM	
48	LJJVD,2	Unknown	DX120_14min	Finished	8/26/2009 4:56:46 AM	
49	LJJWK ORG	Unknown	DX120_14min	Finished	8/26/2009 5:13:11 AM	
50	LJJWK MS	Unknown	DX120_14min	Finished	8/26/2009 5:29:36 AM	
51	LJJWK,2	Unknown	DX120_14min	Finished	8/26/2009 5:44:52 AM	
52	LCS,,3	Unknown	DX120_14min	Finished	8/26/2009 6:01:08 AM	
53	LCS DUP,,3	Unknown	DX120_14min	Finished	8/26/2009 6:17:30 AM	
54	LJLX5	Unknown	DX120_14min	Finished	8/26/2009 6:33:52 AM	
55	LJLX6	Unknown	DX120_14min	Finished	8/26/2009 6:50:15 AM	
56	CCV,,2	Unknown	DX120_14min	Finished	8/26/2009 7:06:37 AM	
57	CCB	Unknown	DX120_14min	Finished	8/26/2009 7:22:59 AM	
58	Halt	Unknown	DX120_Halt	Finished	8/26/2009 7:39:21 AM	

Chromeleon © Dionex Corporation, Version 6.80 Build 2212

ort Date : 25-Aug-2009 17:02

TestAmerica North Canton

INITIAL CALIBRATION DATA

rt Cal Date : 24-AUG-2009 13:36
Cal Date : 24-AUG-2009 15:47
nt Method : ESTD
get Version : 4.14
egrator : Falcon
nod file : \\cansvr11\dd\chem\WET\ic120.i\082409.b\DX120.m
t Edit : 25-Aug-2009 12:10 scotts

ibration File Names:
el 1: \\cansvr11\dd\WET\ic120.i\082409.b\0010.d
el 2: \\cansvr11\dd\WET\ic120.i\082409.b\0009.d
el 3: \\cansvr11\dd\WET\ic120.i\082409.b\0008.d
el 4: \\cansvr11\dd\WET\ic120.i\082409.b\0007.d
el 5: \\cansvr11\dd\WET\ic120.i\082409.b\0006.d
el 6: \\cansvr11\dd\WET\ic120.i\082409.b\0005.d
el 7: \\cansvr11\dd\WET\ic120.i\082409.b\0004.d
el 8: \\cansvr11\dd\WET\ic120.i\082409.b\0003.d
el 9: \\cansvr11\dd\WET\ic120.i\082409.b\0002.d

ompound	0.0500000 Level 1 / 5.0000 Level 7	0.2500000 Level 2 / 7.5000 Level 8	0.5000000 Level 3 / 10.0000 Level 9	1.0000 Level 4	2.5000 Level 5	4.0000 Level 6	Curve	Coefficients b	Coefficients m1	Coefficients m2	%RSD or R^2
l Fluoride	11509040	9914944	9722824	9593420	9948203	10270836					
	10473934	10884966	11209443				AVRG		10391957		6.53579
? Chloride	7729512	6780579	7050573	7629463	8653788	9240974					
	9501463	9866187	10106777				AVRG		8506591		14.65456
3 Nitrite	15427500	14728952	14460830	14518400	15118127	15521267					
	15579640	16152147	16836856				AVRG		15371524		5.07042

ort Date : 25-Aug-2009 17:02

TestAmerica North Canton

INITIAL CALIBRATION DATA

rt Cal Date : 24-AUG-2009 13:36
Cal Date : 24-AUG-2009 15:47
it Method : ESTD
get Version : 4.14
egrator : Falcon
iod file : \\cansvr11\dd\chem\WET\ic120.i\082409.b\DX120.m
: Edit : 25-Aug-2009 12:10 scotts

mpound	0.0500000 Level 1	0.2500000 Level 2	0.5000000 Level 3	1.0000 Level 4	2.5000 Level 5	4.0000 Level 6	Curve	Coefficients b	m1	m2	%RSD or R^2
	5.0000 Level 7	7.5000 Level 8	10.0000 Level 9								
Bromide	3665325	2879955	2745431	2761982	2819322	2921120					
	2956530	3074972	3182593				AVRG		3000803		9.55892
Nitrate	20893480	16474036	15685910	15686200	15878503	16367173					
	16690577	17382052	18026022				AVRG		17009328		9.71404
Phosphate	199904	1479026	3777149	6912627	15888732	25698091					
	31664955	47956735	65575961				LINR	0.00774	6480670		0.99947
Sulfate	5766715	4849300	4942709	5002002	5335706	5747531					
	5934506	6326987	6632319				AVRG		5615308		11.22175

Data File: \\cansvr11\chem\WET\ic120.i\082509.b\0002.d
Report Date: 26-Aug-2009 08:22

TestAmerica North Canton

CONTINUING CALIBRATION COMPOUNDS

Instrument ID: ic120.i Injection Date: 25-AUG-2009 16:20
Lab File ID: 0002.d Init. Cal. Date(s): 24-AUG-2009 24-AUG-2009
Analysis Type: WATER Init. Cal. Times: 13:36 15:47
Lab Sample ID: ICV Quant Type: ESTD
Method: \\cansvr11\chem\WET\ic120.i\082509.b\DX120.m

COMPOUND	RRF / AMOUNT	RF3	CCAL RRF3	MIN RRF	%D / %DRIFT	MAX %D / %DRIFT	CURVE TYPE
1 Fluoride	10391957	9907996	9907996	0.010	4.65707	10.00000	Averaged
2 Chloride	8506591	8697634	8697634	0.010	-2.24583	10.00000	Averaged
3 Nitrite	15371524	14632658	14632658	0.010	4.80672	10.00000	Averaged
4 Bromide	3000803	2810116	2810116	0.010	6.35453	10.00000	Averaged
5 Nitrate	17009328	16028678	16028678	0.010	5.76537	10.00000	Averaged
6 Phosphate	2.50000	2.45251	6337507	0.010	1.89947	10.00000	Linear
7 Sulfate	5615308	5373494	5373494	0.010	4.30635	10.00000	Averaged

Data File: \\cansvr11\chem\WET\ic120.i\082509.b\0020.d
Report Date: 26-Aug-2009 08:22

TestAmerica North Canton

CONTINUING CALIBRATION COMPOUNDS

Instrument ID: ic120.i Injection Date: 25-AUG-2009 21:16
Lab File ID: 0020.d Init. Cal. Date(s): 24-AUG-2009 24-AUG-2009
Analysis Type: WATER Init. Cal. Times: 13:36 15:47
Lab Sample ID: CCV Quant Type: ESTD
Method: \\cansvr11\chem\WET\ic120.i\082509.b\DX120.m

COMPOUND	RRF / AMOUNT	RF3	CCAL RRF3	MIN RRF	%D / %DRIFT	MAX %D / %DRIFT	CURVE TYPE
1 Fluoride	10391957	9919486	9919486	0.010	4.54650	10.00000	Averaged
2 Chloride	8506591	8688052	8688052	0.010	-2.13319	10.00000	Averaged
3 Nitrite	15371524	14531453	14531453	0.010	5.46511	10.00000	Averaged
4 Bromide	3000803	2805064	2805064	0.010	6.52289	10.00000	Averaged
5 Nitrate	17009328	16088243	16088243	0.010	5.41518	10.00000	Averaged
6 Phosphate	2.50000	2.74693	7100724	0.010	-9.87736	10.00000	Linear
7 Sulfate	5615308	5361518	5361518	0.010	4.51961	10.00000	Averaged

Data File: \\cansvr11\chem\WET\ic120.i\082509.b\0032.d
Report Date: 26-Aug-2009 08:22

TestAmerica North Canton

CONTINUING CALIBRATION COMPOUNDS

Instrument ID: ic120.i Injection Date: 26-AUG-2009 00:34
Lab File ID: 0032.d Init. Cal. Date(s): 24-AUG-2009 24-AUG-2009
Analysis Type: WATER Init. Cal. Times: 13:36 15:47
Lab Sample ID: CCV Quant Type: ESTD
Method: \\cansvr11\chem\WET\ic120.i\082509.b\DX120.m

COMPOUND	RRF / AMOUNT	RF3	CCAL RRF3	MIN RRF	%D / %DRIFT	MAX %D / %DRIFT	CURVE TYPE
1 Fluoride	10391957	9946621	9946621	0.010	4.28539	10.00000	Averaged
2 Chloride	8506591	8706277	8706277	0.010	-2.34743	10.00000	Averaged
3 Nitrite	15371524	14641174	14641174	0.010	4.75132	10.00000	Averaged
4 Bromide	3000803	2816139	2816139	0.010	6.15382	10.00000	Averaged
5 Nitrate	17009328	15996043	15996043	0.010	5.95723	10.00000	Averaged
6 Phosphate	2.50000	2.80583	7253407	0.010	-12.23333	10.00000	Linear<-
7 Sulfate	5615308	5360554	5360554	0.010	4.53678	10.00000	Averaged

Data File: \\cansvr11\chem\WET\ic120.i\082509.b\0044.d
Report Date: 26-Aug-2009 08:22

TestAmerica North Canton

CONTINUING CALIBRATION COMPOUNDS

Instrument ID: ic120.i
Lab File ID: 0044.d
Analysis Type: WATER
Lab Sample ID: CCV
Method: \\cansvr11\chem\WET\ic120.i\082509.b\DX120.m

Injection Date: 26-AUG-2009 03:51
Init. Cal. Date(s): 24-AUG-2009 24-AUG-2009
Init. Cal. Times: 13:36 15:47
Quant Type: ESTD

COMPOUND	RRF / AMOUNT	RF3	CCAL RRF3	MIN RRF	%D / %DRIFT	MAX %D / %DRIFT	CURVE TYPE
1 Fluoride	10391957	9902049	9902049	0.010	4.71430	10.00000	Averaged
2 Chloride	8506591	8739412	8739412	0.010	-2.73696	10.00000	Averaged
3 Nitrite	15371524	14629088	14629088	0.010	4.82995	10.00000	Averaged
4 Bromide	3000803	2818628	2818628	0.010	6.07088	10.00000	Averaged
5 Nitrate	17009328	16041838	16041838	0.010	5.68800	10.00000	Averaged
6 Phosphate	2.50000	2.51109	6489349	0.010	-0.44353	10.00000	Linear
7 Sulfate	5615308	5356947	5356947	0.010	4.60101	10.00000	Averaged

Data File: \\cansvr11\chem\WET\ic120.i\082509.b\0056.d
Report Date: 26-Aug-2009 08:22

TestAmerica North Canton

CONTINUING CALIBRATION COMPOUNDS

Instrument ID: ic120.i
Lab File ID: 0056.d
Analysis Type: WATER
Lab Sample ID: CCV
Method: \\cansvr11\chem\WET\ic120.i\082509.b\DX120.m

Injection Date: 26-AUG-2009 07:06
Init. Cal. Date(s): 24-AUG-2009 24-AUG-2009
Init. Cal. Times: 13:36 15:47
Quant Type: ESTD

COMPOUND	RRF / AMOUNT	RF3	CCAL RRF3	MIN RRF	%D / %DRIFT	MAX %D / %DRIFT	CURVE TYPE
1 Fluoride	10391957	9933239	9933239	0.010	4.41416	10.00000	Averaged
2 Chloride	8506591	8753387	8753387	0.010	-2.90123	10.00000	Averaged
3 Nitrite	15371524	14722200	14722200	0.010	4.22421	10.00000	Averaged
4 Bromide	3000803	2821050	2821050	0.010	5.99018	10.00000	Averaged
5 Nitrate	17009328	16066292	16066292	0.010	5.54423	10.00000	Averaged
6 Phosphate	2.50000	2.52322	6520805	0.010	-0.92892	10.00000	Linear
7 Sulfate	5615308	5336068	5336068	0.010	4.97284	10.00000	Averaged

scanned.

3356

Method: 300, 9056

9239127-28-29-30-31

TestAmerica
North Canton
Ion Chromatography

SEQUENCE: \\cansvr11\chem\WET\ic120.i\082609.b\DX120.m Instrument : ic120.i LEVEL 1 _____ SS. DATE: 8.27.09 Date Analyzed: 8/26/2009

LEVEL 2 CL00 DATE: 8/27/09 Units: mg/L or mg/Kg

Inj #	Inj. Date	Sample ID	Matrix	Dil	FLUORIDE		CHLORIDE		NITRITE		BROMIDE		NITRATE-N		O-PHOS-P		SULFATE	
					RL	Result	RL	Result	RL	Result	RL	Result	RL	Result	RL	Result	RL	Result
		RLs:>>			1		1		0.5		0.5		0.5		0.5		1	
	24-Aug-09	Highest Cal Std conc & area			10	112094430	200	2.021E+09	10	168368560	40	127303723	10	180260219	10	65575961	200	1.326E+09
1	8/26/2009 16:19	ICV	L	1	P 96%	2.40	P 103%	51.60	P 96%	2.40	P 95%	9.50	P 96%	2.40	P 92%	2.30	P 95%	47.60
2	8/26/2009 16:35	ICB	L	1	P< 1	ND	P< 1	ND	P< 0.5	ND	P< 0.5	ND	P< 0.1	ND	P< 0.5	ND	P< 1	ND
3	8/26/2009 16:51	LCS	L	1	P 96%	2.40	P 103%	51.60	P 96%	2.40	P 94%	9.40	P 96%	2.40	P 96%	2.40	P 96%	47.90
4	8/26/2009 17:08	LCS DUP	L	1	P 96%	2.40	P 105%	52.30	P 100%	2.50	P 97%	9.70	P 96%	2.40	P 100%	2.50	P 96%	48.10
5	8/26/2009 17:24	LJQ8A ORG	L	1	1	0.7 B	1	3.20	0.5	ND	0.5	ND	0.1	ND	0.5	0.1 B	1	5.00
6	8/26/2009 17:41	LJQ8A MS	L	1	P 104%	3.30	P 103%	54.70	P 96%	2.40	P 96%	9.60	P 92%	2.30	P 224%	5.70	P 97%	53.40
7	8/26/2009 17:57	LJQ8H	L	1	1	0.7 B	1	3.60	0.5	ND	0.5	ND	0.1	ND	0.5	0.90	1	6.30
8	8/26/2009 18:14	LJQ8J	L	1	1	0.3 B	1	142.30	0.5	ND	0.5	0.50	0.1	ND	0.5	0.4 B	1	39.70
9	8/26/2009 18:30	LJQ8K	L	1	1	0.2 B	1	Dil 0X	0.5	ND	0.5	1.20	0.1	0.10	0.5	ND	1	46.20
10	8/26/2009 18:46	LJQ8L	L	1	1	0.2 B	1	Dil 2X	0.5	ND	0.5	1.50	0.1	ND	0.5	ND	1	0.3 B
11	8/26/2009 19:03	LJQ8M	L	1	1	ND	1	ND	0.5	ND	0.5	ND	0.1	ND	0.5	ND	1	ND
12	8/26/2009 19:19	CCV	L	1	P 96%	2.40	P 103%	51.30	P 96%	2.40	P 94%	9.40	P 96%	2.40	P 100%	2.50	P 95%	47.60
13	8/26/2009 19:36	CCB	L	1	P< 1	ND	P< 1	ND	P< 0.5	ND	P< 0.5	ND	P< 0.1	ND	P< 0.5	ND	P< 1	ND
14	8/26/2009 19:52	LJTCV	L	1	1	0.6 B	1	180.60	0.5	ND	0.5	0.2 B	0.1	0.20	0.5	ND	1	16.20
15	8/26/2009 20:08	LJTDX ORG	L	1	1	0.2 B	1	8.30	0.5	ND	0.5	ND	0.1	1.50	0.5	ND	1	14.90
16	8/26/2009 20:25	LJTDX MS	L	1	P 108%	2.90	P 107%	61.60	P 100%	2.50	P 96%	9.60	P 100%	4.00	P 288%	7.20	P 101%	65.60
17	8/26/2009 20:41	CCV	L	1	P 96%	2.40	P 103%	51.60	P 96%	2.40	P 94%	9.40	P 96%	2.40	P 104%	2.60	P 95%	47.70
18	8/26/2009 20:58	CCB	L	1	P< 1	ND	P< 1	ND	P< 0.5	ND	P< 0.5	ND	P< 0.1	ND	P< 0.5	ND	P< 1	ND
0	1/0/1900 0:00	0		0	Unknown Matrix	#VALUE!	Unknown Matrix	#VALUE!	Unknown Matrix	#VALUE!	Unknown Matrix	#VALUE!	Unknown Matrix	#VALUE!	Unknown Matrix	#VALUE!	Unknown Matrix	#VALUE!
0	1/0/1900 0:00	0		0	Unknown Matrix	#VALUE!	Unknown Matrix	#VALUE!	Unknown Matrix	#VALUE!	Unknown Matrix	#VALUE!	Unknown Matrix	#VALUE!	Unknown Matrix	#VALUE!	Unknown Matrix	#VALUE!
0	1/0/1900 0:00	0		0	Unknown Matrix	#VALUE!	Unknown Matrix	#VALUE!	Unknown Matrix	#VALUE!	Unknown Matrix	#VALUE!	Unknown Matrix	#VALUE!	Unknown Matrix	#VALUE!	Unknown Matrix	#VALUE!
0	1/0/1900 0:00	0		0	Unknown Matrix	#VALUE!	Unknown Matrix	#VALUE!	Unknown Matrix	#VALUE!	Unknown Matrix	#VALUE!	Unknown Matrix	#VALUE!	Unknown Matrix	#VALUE!	Unknown Matrix	#VALUE!
0	1/0/1900 0:00	0		0	Unknown Matrix	#VALUE!	Unknown Matrix	#VALUE!	Unknown Matrix	#VALUE!	Unknown Matrix	#VALUE!	Unknown Matrix	#VALUE!	Unknown Matrix	#VALUE!	Unknown Matrix	#VALUE!
0	1/0/1900 0:00	0		0	Unknown Matrix	#VALUE!	Unknown Matrix	#VALUE!	Unknown Matrix	#VALUE!	Unknown Matrix	#VALUE!	Unknown Matrix	#VALUE!	Unknown Matrix	#VALUE!	Unknown Matrix	#VALUE!
0	1/0/1900 0:00	0		0	Unknown Matrix	#VALUE!	Unknown Matrix	#VALUE!	Unknown Matrix	#VALUE!	Unknown Matrix	#VALUE!	Unknown Matrix	#VALUE!	Unknown Matrix	#VALUE!	Unknown Matrix	#VALUE!

G - diluted for another analyte or matrix
B - estimated result, < RL

DX-120 Spreadsheet.xls
VER . 2000 09 05

North Canton

Sequence: 082609
Operator: wetchemnc
Printed: 8/27/2009 9:31:03 AM

Title:
Datasource: D2NJR9B1_local
Location: IC120\DX120-DATA2009\DX120-AUGUST 2009
Timebase: IC120
#Samples: 20
Created: 8/26/2009 2:32:15 PM by wetchemnc
Last Update: 8/26/2009 4:56:55 PM by wetchemnc

No.	Name	Type	Program	Status	Inj. Date/Time	Comment
1	Rinse	Unknown	DX120_14min	Finished	8/26/2009 4:02:44 PM	ELUENT=WR90960
2	ICV ,,2	Unknown	DX120_14min	Finished	8/26/2009 4:19:09 PM	CCV=IC9303
3	ICB	Unknown	DX120_14min	Finished	8/26/2009 4:35:34 PM	LCS=IC9302
4	LCS,,3	Spiked	DX120_14min	Finished	8/26/2009 4:51:58 PM	
5	LCS DUP,,3	Spiked	DX120_14min	Finished	8/26/2009 5:08:23 PM	
6	LJQ8A ORG	Unknown	DX120_14min	Finished	8/26/2009 5:24:47 PM	
7	LJQ8A MS,,3	Unknown	DX120_14min	Finished	8/26/2009 5:41:11 PM	
8	LJQ8H	Unknown	DX120_14min	Finished	8/26/2009 5:57:36 PM	
9	LJQ8J	Unknown	DX120_14min	Finished	8/26/2009 6:14:01 PM	
10	LJQ8K	Unknown	DX120_14min	Finished	8/26/2009 6:30:25 PM	
11	LJQ8L	Unknown	DX120_14min	Finished	8/26/2009 6:46:49 PM	
12	LJQ8M	Unknown	DX120_14min	Finished	8/26/2009 7:03:14 PM	
13	CCV,,2	Unknown	DX120_14min	Finished	8/26/2009 7:19:39 PM	
14	CCB	Unknown	DX120_14min	Finished	8/26/2009 7:36:03 PM	
15	LJTCV	Unknown	DX120_14min	Finished	8/26/2009 7:52:28 PM	
16	LJTDX ORG	Unknown	DX120_14min	Finished	8/26/2009 8:08:53 PM	
17	LJTDX MS,,3	Unknown	DX120_14min	Finished	8/26/2009 8:25:17 PM	
18	CCV,,2	Unknown	DX120_14min	Finished	8/26/2009 8:41:42 PM	
19	CCB	Unknown	DX120_14min	Finished	8/26/2009 8:58:07 PM	
20	Halt	Unknown	DX120_Halt	Finished	8/26/2009 9:14:32 PM	

Chromeleon © Dionex Corporation. Version 6.80 Build 2212

ort Date : 25-Aug-2009 17:02

TestAmerica North Canton

INITIAL CALIBRATION DATA

rt Cal Date : 24-AUG-2009 13:36
Cal Date : 24-AUG-2009 15:47
nt Method : ESTD
get Version : 4.14
egrator : Falcon
nod file : \\cansvr11\dd\chem\WET\ic120.i\082409.b\DX120.m
t Edit : 25-Aug-2009 12:10 scotts

ibration File Names:
el 1: \\cansvr11\dd\WET\ic120.i\082409.b\0010.d
el 2: \\cansvr11\dd\WET\ic120.i\082409.b\0009.d
el 3: \\cansvr11\dd\WET\ic120.i\082409.b\0008.d
el 4: \\cansvr11\dd\WET\ic120.i\082409.b\0007.d
el 5: \\cansvr11\dd\WET\ic120.i\082409.b\0006.d
el 6: \\cansvr11\dd\WET\ic120.i\082409.b\0005.d
el 7: \\cansvr11\dd\WET\ic120.i\082409.b\0004.d
el 8: \\cansvr11\dd\WET\ic120.i\082409.b\0003.d
el 9: \\cansvr11\dd\WET\ic120.i\082409.b\0002.d

mpound	0.0500000 Level 1	0.2500000 Level 2	0.5000000 Level 3	1.0000 Level 4	2.5000 Level 5	4.0000 Level 6	Curve	Coefficients b	m1	m2	%RSD or R^2
	5.0000 Level 7	7.5000 Level 8	10.0000 Level 9								
l Fluoride	11509040	9914944	9722824	9593420	9948203	10270836					
	10473934	10884966	11209443				AVRG		10391957		6.53579
? Chloride	7729512	6780579	7050573	7629463	8653788	9240974					
	9501463	9866187	10106777				AVRG		8506591		14.65456
3 Nitrite	15427500	14728952	14460830	14518400	15118127	15521267					
	15579640	16152147	16836856				AVRG		15371524		5.07042

ort Date : 25-Aug-2009 17:02

TestAmerica North Canton

INITIAL CALIBRATION DATA

rt Cal Date : 24-AUG-2009 13:36
Cal Date : 24-AUG-2009 15:47
it Method : ESTD
get Version : 4.14
egrator : Falcon
iod file : \\cansvr11\dd\chem\WET\ic120.i\082409.b\DX120.m
t Edit : 25-Aug-2009 12:10 scotts

mpound	0.0500000 Level 1	0.2500000 Level 2	0.5000000 Level 3	1.0000 Level 4	2.5000 Level 5	4.0000 Level 6	Curve	Coefficients b	Coefficients m1	Coefficients m2	%RSD or R^2
	5.0000 Level 7	7.5000 Level 8	10.0000 Level 9								
Bromide	3665325	2879955	2745431	2761982	2819322	2921120					
	2956530	3074972	3182593				AVRG		3000803		9.55892
Nitrate	20893480	16474036	15685910	15686200	15878503	16367173					
	16690577	17382052	18026022				AVRG		17009328		9.71404
Phosphate	199904	1479026	3777149	6912627	15888732	25698091					
	31664955	47956735	65575961				LINR	0.00774	6480670		0.99947
Sulfate	5766715	4849300	4942709	5002002	5335706	5747531					
	5934506	6326987	6632319				AVRG		5615308		11.22175

Data File: \\cansvr11\chem\WET\ic120.i\082609.b\0002.d
Report Date: 27-Aug-2009 09:36

TestAmerica North Canton

CONTINUING CALIBRATION COMPOUNDS

Instrument ID: ic120.i Injection Date: 26-AUG-2009 16:19
Lab File ID: 0002.d Init. Cal. Date(s): 24-AUG-2009 24-AUG-2009
Analysis Type: WATER Init. Cal. Times: 13:36 15:47
Lab Sample ID: ICV Quant Type: ESTD
Method: \\cansvr11\chem\WET\ic120.i\082609.b\DX120.m

COMPOUND	RRF / AMOUNT	RF3	CCAL RRF3	MIN RRF	%D / %DRIFT	MAX %D / %DRIFT	CURVE TYPE
1 Fluoride	10391957	9956868	9956868	0.010	4.18678	10.00000	Averaged
2 Chloride	8506591	8785250	8785250	0.010	-3.27580	10.00000	Averaged
3 Nitrite	15371524	14712556	14712556	0.010	4.28694	10.00000	Averaged
4 Bromide	3000803	2838377	2838377	0.010	5.41275	10.00000	Averaged
5 Nitrate	17009328	16240251	16240251	0.010	4.52150	10.00000	Averaged
6 Phosphate	2.50000	2.30761	5961876	0.010	7.69565	10.00000	Linear
7 Sulfate	5615308	5348506	5348506	0.010	4.75134	10.00000	Averaged

Data File: \\cansvr11\chem\WET\ic120.i\082609.b\0013.d
Report Date: 27-Aug-2009 09:36

TestAmerica North Canton

CONTINUING CALIBRATION COMPOUNDS

Instrument ID: ic120.i Injection Date: 26-AUG-2009 19:19
Lab File ID: 0013.d Init. Cal. Date(s): 24-AUG-2009 24-AUG-2009
Analysis Type: WATER Init. Cal. Times: 13:36 15:47
Lab Sample ID: CCV Quant Type: ESTD
Method: \\cansvr11\chem\WET\ic120.i\082609.b\DX120.m

COMPOUND	RRF / AMOUNT	RF3	CCAL RRF3	MIN RRF	%D / %DRIFT	MAX %D / %DRIFT	CURVE TYPE
1 Fluoride	10391957	9940444	9940444	0.010	4.34482	10.00000	Averaged
2 Chloride	8506591	8728815	8728815	0.010	-2.61238	10.00000	Averaged
3 Nitrite	15371524	14654634	14654634	0.010	4.66376	10.00000	Averaged
4 Bromide	3000803	2818899	2818899	0.010	6.06187	10.00000	Averaged
5 Nitrate	17009328	16209438	16209438	0.010	4.70266	10.00000	Averaged
6 Phosphate	2.50000	2.50458	6472466	0.010	-0.18302	10.00000	Linear
7 Sulfate	5615308	5349763	5349763	0.010	4.72895	10.00000	Averaged

Data File: \\cansvr11\chem\WET\ic120.i\082609.b\0018.d
Report Date: 27-Aug-2009 09:36

TestAmerica North Canton

CONTINUING CALIBRATION COMPOUNDS

Instrument ID: ic120.i Injection Date: 26-AUG-2009 20:41
Lab File ID: 0018.d Init. Cal. Date(s): 24-AUG-2009 24-AUG-2009
Analysis Type: WATER Init. Cal. Times: 13:36 15:47
Lab Sample ID: CCV Quant Type: ESTD
Method: \\cansvr11\chem\WET\ic120.i\082609.b\DX120.m

COMPOUND	RRF / AMOUNT	RF3	CCAL RRF3	MIN RRF	%D / %DRIFT	MAX %D / %DRIFT	CURVE TYPE
1 Fluoride	10391957	10014101	10014101	0.010	3.63604	10.00000	Averaged
2 Chloride	8506591	8781600	8781600	0.010	-3.23290	10.00000	Averaged
3 Nitrite	15371524	14764398	14764398	0.010	3.94968	10.00000	Averaged
4 Bromide	3000803	2835306	2835306	0.010	5.51511	10.00000	Averaged
5 Nitrate	17009328	16276203	16276203	0.010	4.31014	10.00000	Averaged
6 Phosphate	2.50000	2.63459	6809499	0.010	-5.38360	10.00000	Linear
7 Sulfate	5615308	5357278	5357278	0.010	4.59513	10.00000	Averaged

Scanned

196-3 ch1 200

Method: 300, 9056

243149-50-51-52

TestAmerica
North Canton
Ion Chromatography

DX Method: \\cansvr11\chem\WET\ic320.l\082809.b\DX320.m Instrument : Ic320.l Level 1 ..... Date 8.31.09

Solids prep factor: 10 Maximum Cl / NO2 ratio: 1000 Level 11 CL 100 Date 8/31/09

Date Analyzed: ########

Units: mg/L or mg/Kg

Inj #	Inj. Date	Sample ID	Matrix	Solids Prep factor	Dil	FLUORIDE		CHLORIDE		NITRITE		BROMIDE		NITRATE-N		O-PHOS-P		SULFATE	
						RL	Result	RL	Result	RL	Result	RL	Result	RL	Result	RL	Result	RL	Result
		RL & CCV value:				1	2.5	1	50	0.5	2.5	0.5	10	0.05	2.5	0.5	2.5	1	50
	3-Aug-09	Cal 5 conc & area				10	124731078	200	2.371E+09	10	179947244	40	150243051	10	2.12E+08	10	70921053	200	1.56E+09
1	8/28/2009 8:51	RINSE	L	1	1	1	ND	1	ND	0.5	ND	0.5	ND	0.05	ND	0.5	ND	1	ND
2	8/28/2009 9:09	ICV	L	1	1	Out 88%	2.2	P 105%	52.3	P 100%	2.5	P 97%	9.7	P 100%	2.5	Out 84%	2.1	P 97%	48.5
3	8/28/2009 9:26	ICB	L	1	1	Pass	ND	Pass	ND	Pass	ND	Pass	ND	Pass	ND	Pass	ND	Pass	ND
4	8/28/2009 9:44	LCS	L	1	1	P 92%	2.3	P 106%	53	P 100%	2.5	P 98%	9.8	P 104%	2.6	Out 88%	2.2	P 98%	49.2
5	8/28/2009 10:00	LCS DUP	L	1	1	P 92%	2.3	P 106%	53.1	P 100%	2.5	P 98%	9.8	P 104%	2.6	P 92%	2.3	P 100%	49.8
6	8/28/2009 10:17	LJPNP	L	1	5	5 G	0.3 B	5	305.9	2.5 G	ND	2.5 G	1.4 B	0.25 G	ND	2.5 G	ND	5	9.5
7	8/28/2009 10:35	LJPNQ ORG	L	1	5	5 G	0.4 B	5	149.6	2.5 G	ND	2.5 G	0.9 B	0.25 G	ND	2.5 G	ND	5	34.8
8	8/28/2009 10:52	LJPNQ MS	L	1	5	5 G	2.7 B	5	197.8	2.5	2.8	2.5	11.4	0.25	2.6	2.5	2.9	5	80
9	8/28/2009 11:10	LJPNQ MSD	L	1	5	96%	2.8 B	106%	202.4	116%	2.9	106%	11.5	108%	2.7	128%	3.2	95%	82.4
10	8/28/2009 11:27	LJPNN	L	1	5	5 G	0.2 B	5	370.9	2.5 G	ND	2.5 G	1.6 B	0.25 G	ND	2.5 G	ND	5	6.3
11	8/28/2009 11:44	LJPXM	L	1	50	50 G	ND	50	176.8	25 G	ND	25 G	ND	2.5 G	1.8 B	25 G	ND	50	6420
12	8/28/2009 12:02	LJPXM	L	1	100	100 G	ND	100	177.5	50 G	ND	50 G	ND	5 G	ND	50 G	ND	100	5983
13	8/28/2009 12:19	LJD4X	L	1	1	1	0.1 B	1	5.5	0.5	ND	0.5	ND	0.05	ND	0.5	ND	1	0.1 B
14	8/28/2009 12:37	CCV	L	1	1	P 92%	2.3	P 105%	52.4	P 100%	2.5	P 98%	9.8	P 100%	2.5	Out 88%	2.2	P 99%	49.3
15	8/28/2009 12:54	CCB	L	1	1	Pass	ND	Pass	ND	Pass	ND	Pass	ND	Pass	ND	Pass	ND	Pass	ND
16	8/28/2009 13:12	LJWD4 ORG	L	1	1	1	0.1 B	1	27.1	0.5	ND	0.5	ND	0.05	0.3	0.5	ND	1	25.1
17	8/28/2009 13:29	LJWD4 MS	L	1	1	1	2.3	1	80.8	0.5	2.5	0.5	9.5	0.05	2.7	0.5	2.9	1	74.4
18	8/28/2009 13:47	LJWDQ	L	1	1	1	0.1 B	1	Dil 5X	0.812 G	ND	0.5	1.1	0.05	ND	0.5	ND	1	4.1
19	8/28/2009 14:04	LJETW	L	1	20	20 G	ND	20	2120	10 G	ND	10 G	ND	1	1.6	10 G	ND	20	893.2
20	8/28/2009 14:21	LJETX	L	1	20	20 G	ND	20	2131	10 G	ND	10 G	ND	1	1.5	10 G	ND	20	893.6
21	8/28/2009 14:37	LJD6G	L	1	2	2 G	ND	2	87	1 G	ND	1 G	0.6 B	0.1	0.1	1 G	ND	2	12.7
22	8/28/2009 14:55	LJETP ORG	L	1	20	20 G	0.7 B	20	2052	10 G	ND	10 G	ND	1	1.3	10 G	ND	20	686.5
23	8/28/2009 15:12	LJETP MS	L	1	20	20 G	4.6 B	20	1906	10 G	3.8 B	10	17.6	1	2.3	10 G	ND	20	693.6
24	8/28/2009 15:30	LJETQ	L	1	20	20 G	0.5 B	20	2071	10 G	ND	10 G	ND	1	1.3	10 G	ND	20	713.6
25	8/28/2009 15:47	CCV	L	1	1	P 92%	2.3	P 105%	52.5	P 100%	2.5	P 98%	9.8	P 96%	2.4	P 92%	2.3	P 99%	49.5

G - diluted for another analyte or matrix
B - estimated result, < RL

nc_ic.xls
VER . 99 01 06

3439

North Canton

Method: 300, 9056

TestAmerica
North Canton
Ion Chromatography

DX Method: \\cansvr11\chem\WET\ic320.i\082809.b\DX320.m Instrument : ic320.i Level 1.....Date..... Date Analyzed: ########

Solids prep factor: 10 Maximum Cl / NO2 ratio: 1000 Level 11.....Date..... Units: mg/L or mg/Kg

Inj #	Inj. Date	Sample ID	Matrix	Solids Prep factor	Dil	FLUORIDE		CHLORIDE		NITRITE		BROMIDE		NITRATE-N		O-PHOS-P		SULFATE	
						RL	Result	RL	Result	RL	Result	RL	Result	RL	Result	RL	Result	RL	Result
		RL & CCV value:				1	2.5	1	50	0.5	2.5	0.5	10	0.05	2.5	0.5	2.5	1	50
	3-Aug-09	Cal 5 conc & area				10	124731078	200	2.371E+09	10	179947244	40	150243051	10	2.12E+08	10	70921053	200	1.56E+09
26	8/28/2009 16:05	CCB	L	1	1	Pass	ND	Pass	ND	Pass	ND	Pass	ND	Pass	ND	Pass	ND	Pass	ND
27	8/28/2009 16:22	LJETR	L	1	20	20 G	0.6 B	20	2071	10 G	ND	10 G	ND	1	2.2	10 G	ND	20	717.9
28	8/28/2009 16:39	LJETT	L	1	20	20 G	0.5 B	20	2052	10 G	ND	10 G	ND	1	1.5	10 G	ND	20	779.1
29	8/28/2009 16:57	LJETV	L	1	20	20 G	1 B	20	2140	10 G	ND	10 G	ND	1	2.2	10 G	ND	20	860.1
30	8/28/2009 17:15	LJETM	L	1	20	20 G	ND	20	2016	10 G	ND	10 G	ND	1	1.3	10 G	ND	20	638.6
31	8/28/2009 17:32	LCS	L	1	1	P 92%	2.3	P 107%	53.7	P 104%	2.6	P 99%	9.9	P 104%	2.6	P 96%	2.4	P 100%	49.8
32	8/28/2009 17:50	LCS DUP	L	1	1	P 92%	2.3	P 107%	53.4	P 100%	2.5	P 99%	9.9	P 104%	2.6	P 96%	2.4	P 100%	50
33	8/28/2009 18:07	LJETN	L	1	20	20 G	0.5 B	20	1931	10 G	ND	10 G	ND	1 G	0.8 B	10 G	ND	20	616.8
34	8/28/2009 18:25	CCV	L	1	1	P 92%	2.3	P 105%	52.6	P 100%	2.5	P 98%	9.8	P 100%	2.5	P 92%	2.3	P 98%	49.1
35	8/28/2009 18:42	CCB	L	1	1	Pass	ND	Pass	ND	Pass	ND	Pass	ND	Pass	ND	Pass	ND	Pass	ND
36	1/0/1900 0:00	0	L	1	1	1	ND	1	ND	0.5	ND	0.5	ND	0.05	ND	0.5	ND	1	ND
0	1/0/1900 0:00	0		1	0	0	#DIV/0!	0	#DIV/0!	0	#DIV/0!	0	#DIV/0!	0	#DIV/0!	0	#DIV/0!	0	#DIV/0!
0	1/0/1900 0:00	0		1	0	0	#DIV/0!	0	#DIV/0!	0	#DIV/0!	0	#DIV/0!	0	#DIV/0!	0	#DIV/0!	0	#DIV/0!
0	1/0/1900 0:00	0		1	0	0	#DIV/0!	0	#DIV/0!	0	#DIV/0!	0	#DIV/0!	0	#DIV/0!	0	#DIV/0!	0	#DIV/0!
0	1/0/1900 0:00	0		1	0	0	#DIV/0!	0	#DIV/0!	0	#DIV/0!	0	#DIV/0!	0	#DIV/0!	0	#DIV/0!	0	#DIV/0!
0	1/0/1900 0:00	0		1	0	0	#DIV/0!	0	#DIV/0!	0	#DIV/0!	0	#DIV/0!	0	#DIV/0!	0	#DIV/0!	0	#DIV/0!
0	1/0/1900 0:00	0		1	0	0	#DIV/0!	0	#DIV/0!	0	#DIV/0!	0	#DIV/0!	0	#DIV/0!	0	#DIV/0!	0	#DIV/0!
0	1/0/1900 0:00	0		1	0	0	#DIV/0!	0	#DIV/0!	0	#DIV/0!	0	#DIV/0!	0	#DIV/0!	0	#DIV/0!	0	#DIV/0!
0	1/0/1900 0:00	0		1	0	0	#DIV/0!	0	#DIV/0!	0	#DIV/0!	0	#DIV/0!	0	#DIV/0!	0	#DIV/0!	0	#DIV/0!
0	1/0/1900 0:00	0		1	0	0	#DIV/0!	0	#DIV/0!	0	#DIV/0!	0	#DIV/0!	0	#DIV/0!	0	#DIV/0!	0	#DIV/0!
0	1/0/1900 0:00	0		1	0	0	#DIV/0!	0	#DIV/0!	0	#DIV/0!	0	#DIV/0!	0	#DIV/0!	0	#DIV/0!	0	#DIV/0!
0	1/0/1900 0:00	0		1	0	0	#DIV/0!	0	#DIV/0!	0	#DIV/0!	0	#DIV/0!	0	#DIV/0!	0	#DIV/0!	0	#DIV/0!
0	1/0/1900 0:00	0		1	0	0	#DIV/0!	0	#DIV/0!	0	#DIV/0!	0	#DIV/0!	0	#DIV/0!	0	#DIV/0!	0	#DIV/0!

G - diluted for another analyte or matrix
B - estimated result, < RL

nc_ic.xls
VER. 99 01 06

3440

North Canton

Sequence: 082809
Operator: wetchemnc
Printed: 8/29/2009 11:06:47 AM

Title:
Datasource: D2NJR9B1_local
Location: IC320\IC320-DATA2009\IC320-AUGUST 2009
Timebase: IC320
#Samples: 36
Created: 8/28/2009 8:50:31 AM by wetchemnc
Last Update: 8/28/2009 10:13:45 AM by wetchemnc

No.	Name	Type	Program	Status	Inj. Date/Time	Comment
1	RINSE	Unknown	IC320_14min	Finished	8/28/2009 8:51:53 AM	ELUENT=WR90960
2	ICV,,2	Unknown	IC320_14min	Finished	8/28/2009 9:09:20 AM	CCV=IC9314
3	ICB	Unknown	IC320_14min	Finished	8/28/2009 9:26:46 AM	LCS=9313
4	LCS,,3	Unknown	IC320_14min	Finished	8/28/2009 9:44:13 AM	
5	LCS DUP,,3	Unknown	IC320_14min	Finished	8/28/2009 10:00:48 AM	
6	LJPNP,5	Unknown	IC320_14min	Finished	8/28/2009 10:17:46 AM	
7	LJPNQ ORG,5	Unknown	IC320_14min	Finished	8/28/2009 10:35:12 AM	
8	LJPNQ MS,5	Unknown	IC320_14min	Finished	8/28/2009 10:52:39 AM	
9	LJPNQ MSD,5	Unknown	IC320_14min	Finished	8/28/2009 11:10:05 AM	
10	LJPNN,5	Unknown	IC320_14min	Finished	8/28/2009 11:27:31 AM	
11	LJPXM,50	Unknown	IC320_14min	Finished	8/28/2009 11:44:57 AM	
12	LJPXM,100	Unknown	IC320_14min	Finished	8/28/2009 12:02:23 PM	
13	LJD4X	Unknown	IC320_14min	Finished	8/28/2009 12:19:50 PM	
14	CCV,,2	Unknown	IC320_14min	Finished	8/28/2009 12:37:17 PM	
15	CCB	Unknown	IC320_14min	Finished	8/28/2009 12:54:43 PM	
16	LJWD4 ORG	Unknown	IC320_14min	Finished	8/28/2009 1:12:10 PM	
17	LJWD4 MS	Unknown	IC320_14min	Finished	8/28/2009 1:29:36 PM	
18	LJWDQ	Unknown	IC320_14min	Finished	8/28/2009 1:47:02 PM	
19	LJETW,20	Unknown	IC320_14min	Finished	8/28/2009 2:04:28 PM	
20	LJETX,20	Unknown	IC320_14min	Finished	8/28/2009 2:21:55 PM	
21	LJD6G,2	Unknown	IC320_14min	Finished	8/28/2009 2:37:43 PM	
22	LJETP ORG,20	Unknown	IC320_14min	Finished	8/28/2009 2:55:14 PM	
23	LJETP MS,20	Unknown	IC320_14min	Finished	8/28/2009 3:12:41 PM	
24	LJETQ,20	Unknown	IC320_14min	Finished	8/28/2009 3:30:07 PM	
25	CCV,,2	Unknown	IC320_14min	Finished	8/28/2009 3:47:33 PM	
26	CCB	Unknown	IC320_14min	Finished	8/28/2009 4:05:00 PM	
27	LJETR,20	Unknown	IC320_14min	Finished	8/28/2009 4:22:27 PM	
28	LJETT,20	Unknown	IC320_14min	Finished	8/28/2009 4:39:53 PM	
29	LJETV,20	Unknown	IC320_14min	Finished	8/28/2009 4:57:31 PM	
30	LJETM,20	Unknown	IC320_14min	Finished	8/28/2009 5:15:16 PM	
31	LCS,,3	Unknown	IC320_14min	Finished	8/28/2009 5:32:42 PM	
32	LCS DUP,,3	Unknown	IC320_14min	Finished	8/28/2009 5:50:08 PM	
33	LJETN,20	Unknown	IC320_14min	Finished	8/28/2009 6:07:35 PM	
34	CCV,,2	Unknown	IC320_14min	Finished	8/28/2009 6:25:02 PM	
35	CCB	Unknown	IC320_14min	Finished	8/28/2009 6:42:29 PM	
36	halt	Unknown	IC320_Halt	Finished	8/28/2009 6:59:55 PM	

Jeff SS 8.31.09

Chromeleon © Dionex Corporation, Version 6.80 Build 2212

ort Date : 31-Aug-2009 10:47

TestAmerica North Canton

INITIAL CALIBRATION DATA

rt Cal Date : 03-AUG-2009 10:03
Cal Date : 03-AUG-2009 12:23
it Method : ESTD
jet Version : 4.14
egrator : Falcon
iod file : \\cansvr11\chem\WET\ic320.i\082809.b\DX320.m
: Edit : 31-Aug-2009 10:46 scotts

ibration File Names:
el 1: \\cansvr11\chem\WET\ic320.i\080309B.b\0012.d
el 2: \\cansvr11\chem\WET\ic320.i\080309B.b\0011.d
el 3: \\cansvr11\chem\WET\ic320.i\080309B.b\0010.d
el 4: \\cansvr11\chem\WET\ic320.i\080309B.b\0009.d
el 5: \\cansvr11\chem\WET\ic320.i\080309B.b\0008.d
el 6: \\cansvr11\chem\WET\ic320.i\080309B.b\0007.d
el 7: \\cansvr11\chem\WET\ic320.i\080309B.b\0006.d
el 8: \\cansvr11\chem\WET\ic320.i\080309B.b\0005.d
el 9: \\cansvr11\chem\WET\ic320.i\080309B.b\0004.d

mpound	0.0500000 Level 1	0.2500000 Level 2	0.5000000 Level 3	1.0000 Level 4	2.5000 Level 5	4.0000 Level 6	Curve	Coefficients b	m1	m2	%RSD or R^2
	5.0000 Level 7	7.5000 Level 8	10.0000 Level 9								
Fluoride	16390740	10956324	11214098	11459245	11290202	11679181					
	11771935	12181504	12473108				AVRG		12157371		13.63125
Chloride	8142157	8216402	8506896	9101468	10404602	11111174					
	11208388	11608245	11854329				AVRG		10017073		15.20169
Nitrite	14841560	14908524	16546896	16043239	16749113	16887365					
	17181478	17640090	17994724				AVRG		16532554		6.65871

ort Date : 31-Aug-2009 10:47

TestAmerica North Canton

INITIAL CALIBRATION DATA

rt Cal Date : 03-AUG-2009 10:03
Cal Date : 03-AUG-2009 12:23
nt Method : ESTD
get Version : 4.14
egrator : Falcon
hod file : \\cansvr11\chem\WET\ic320.i\082809.b\DX320.m
t Edit : 31-Aug-2009 10:46 scotts

ompound	0.0500000 Level 1 / 5.0000 Level 7	0.2500000 Level 2 / 7.5000 Level 8	0.5000000 Level 3 / 10.0000 Level 9	1.0000 Level 4	2.5000 Level 5	4.0000 Level 6	Curve	Coefficients b	Coefficients m1	Coefficients m2	%RSD or R^2
4 Bromide	3675870	3450296	3395116	3361977	3422276	3511493					
	3531594	3626932	3756076				AVRG		3525737		3.83618
5 Nitrate	21682420	19382516	18413804	18968647	19186016	19683491					
	20023925	20553557	21170334				AVRG		19896079		5.37047
5 Phosphate	416598	2779775	3979490	5653697	20684793	27549725					
	35199421	53316751	70921053				QUAD	-0.02728	1.390e-007	3.733e-017	0.99758
7 Sulfate	5964656	6017098	5832770	5976066	6538096	6918947					
	7069033	7526677	7797782				AVRG		6626792		11.10682

Data File: \\cansvr11\chem\WET\ic320.i\082809.b\0025.d
Report Date: 31-Aug-2009 10:46

TestAmerica North Canton

CONTINUING CALIBRATION COMPOUNDS

Instrument ID: ic320.i Injection Date: 28-AUG-2009 15:47
Lab File ID: 0025.d Init. Cal. Date(s): 03-AUG-2009 03-AUG-2009
Analysis Type: WATER Init. Cal. Times: 10:03 12:23
Lab Sample ID: CCV Quant Type: ESTD
Method: \\cansvr11\chem\WET\ic320.i\082809.b\DX320.m

COMPOUND	RRF / AMOUNT	RF3	CCAL RRF3	MIN RRF	%D / %DRIFT	MAX %D / %DRIFT	CURVE TYPE
1 Fluoride	12157371	11257598	11257598	0.010	7.40105	10.00000	Averaged
2 Chloride	10017073	10521632	10521632	0.010	-5.03699	10.00000	Averaged
3 Nitrite	16532554	16651221	16651221	0.010	-0.71778	10.00000	Averaged
4 Bromide	3525737	3443037	3443037	0.010	2.34559	10.00000	Averaged
5 Nitrate	19896079	19469498	19469498	0.010	2.14405	10.00000	Averaged
6 Phosphate	2.50000	2.27395	6591066	0.010	9.04197	10.00000	Quadratic
7 Sulfate	6626792	6553876	6553876	0.010	1.10032	10.00000	Averaged

Data File: \\cansvr11\chem\WET\ic320.i\082809.b\0034.d
Report Date: 31-Aug-2009 10:46

TestAmerica North Canton

CONTINUING CALIBRATION COMPOUNDS

Instrument ID: ic320.i Injection Date: 28-AUG-2009 18:25
Lab File ID: 0034.d Init. Cal. Date(s): 03-AUG-2009 03-AUG-2009
Analysis Type: WATER Init. Cal. Times: 10:03 12:23
Lab Sample ID: CCV Quant Type: ESTD
Method: \\cansvr11\chem\WET\ic320.i\082809.b\DX320.m

COMPOUND	RRF / AMOUNT	RF3	CCAL RRF3	MIN RRF	%D / %DRIFT	MAX %D / %DRIFT	CURVE TYPE
1 Fluoride	12157371	11246542	11246542	0.010	7.49199	10.00000	Averaged
2 Chloride	10017073	10541757	10541757	0.010	-5.23789	10.00000	Averaged
3 Nitrite	16532554	16481006	16481006	0.010	0.31180	10.00000	Averaged
4 Bromide	3525737	3460582	3460582	0.010	1.84798	10.00000	Averaged
5 Nitrate	19896079	19513770	19513770	0.010	1.92153	10.00000	Averaged
6 Phosphate	2.50000	2.33696	6770725	0.010	6.52155	10.00000	Quadratic
7 Sulfate	6626792	6505103	6505103	0.010	1.83632	10.00000	Averaged

Data File: \\cansvr11\chem\WET\ic320.i\082809.b\0002.d
Report Date: 28-Aug-2009 10:23

TestAmerica North Canton

CONTINUING CALIBRATION COMPOUNDS

Instrument ID: ic320.i Injection Date: 28-AUG-2009 09:09
Lab File ID: 0002.d Init. Cal. Date(s): 03-AUG-2009 03-AUG-2009
Analysis Type: WATER Init. Cal. Times: 10:03 12:23
Lab Sample ID: ICV Quant Type: ESTD
Method: \\cansvr11\chem\WET\ic320.i\082809.b\DX320.m

COMPOUND	RRF / AMOUNT	RF3	CCAL RRF3	MIN RRF	%D / %DRIFT	MAX %D / %DRIFT	CURVE TYPE	
1 Fluoride	12157371	10789049	10789049	0.010	11.25508	10.00000	Averaged	<-
2 Chloride	10017073	10479548	10479548	0.010	-4.61686	10.00000	Averaged	
3 Nitrite	16532554	16511082	16511082	0.010	0.12988	10.00000	Averaged	
4 Bromide	3525737	3418304	3418304	0.010	3.04709	10.00000	Averaged	
5 Nitrate	19896079	19720990	19720990	0.010	0.88002	10.00000	Averaged	
6 Phosphate	2.50000	2.13348	6190386	0.010	14.66090	10.00000	Quadratic	<-
7 Sulfate	6626792	6429667	6429667	0.010	2.97467	10.00000	Averaged	

Data File: \\cansvr11\chem\WET\ic320.i\082809.b\0014.d
Report Date: 31-Aug-2009 10:45

TestAmerica North Canton

CONTINUING CALIBRATION COMPOUNDS

Instrument ID: ic320.i Injection Date: 28-AUG-2009 12:37
Lab File ID: 0014.d Init. Cal. Date(s): 03-AUG-2009 03-AUG-2009
Analysis Type: WATER Init. Cal. Times: 10:03 12:23
Lab Sample ID: CCV Quant Type: ESTD
Method: \\cansvr11\chem\WET\ic320.i\082809.b\DX320.m

COMPOUND	RRF / AMOUNT	RF3	CCAL RRF3	MIN RRF	%D / %DRIFT	MAX %D / %DRIFT	CURVE TYPE	
1 Fluoride	12157371	11145190	11145190	0.010	8.32566	10.00000	Averaged	
2 Chloride	10017073	10494296	10494296	0.010	-4.76409	10.00000	Averaged	
3 Nitrite	16532554	16583236	16583236	0.010	-0.30656	10.00000	Averaged	
4 Bromide	3525737	3446283	3446283	0.010	2.25355	10.00000	Averaged	
5 Nitrate	19896079	19507234	19507234	0.010	1.95438	10.00000	Averaged	
6 Phosphate	2.50000	2.24917	6520399	0.010	10.03319	10.00000	Quadratic	<-
7 Sulfate	6626792	6536733	6536733	0.010	1.35900	10.00000	Averaged	

Data File: \\cansvr11\chem\WET\ic320.i\082809.b\0025.d
Report Date: 31-Aug-2009 10:46

TestAmerica North Canton

CONTINUING CALIBRATION COMPOUNDS

Instrument ID: ic320.i Injection Date: 28-AUG-2009 15:47
Lab File ID: 0025.d Init. Cal. Date(s): 03-AUG-2009 03-AUG-2009
Analysis Type: WATER Init. Cal. Times: 10:03 12:23
Lab Sample ID: CCV Quant Type: ESTD
Method: \\cansvr11\chem\WET\ic320.i\082809.b\DX320.m

COMPOUND	RRF / AMOUNT	RF3	CCAL RRF3	MIN RRF	%D / %DRIFT	MAX %D / %DRIFT	CURVE TYPE
1 Fluoride	12157371	11257598	11257598	0.010	7.40105	10.00000	Averaged
2 Chloride	10017073	10521632	10521632	0.010	-5.03699	10.00000	Averaged
3 Nitrite	16532554	16651221	16651221	0.010	-0.71778	10.00000	Averaged
4 Bromide	3525737	3443037	3443037	0.010	2.34559	10.00000	Averaged
5 Nitrate	19896079	19469498	19469498	0.010	2.14405	10.00000	Averaged
6 Phosphate	2.50000	2.27395	6591066	0.010	9.04197	10.00000	Quadratic
7 Sulfate	6626792	6553876	6553876	0.010	1.10032	10.00000	Averaged

Data File: \\cansvr11\chem\WET\ic320.i\082809.b\0034.d
Report Date: 31-Aug-2009 10:46

TestAmerica North Canton

CONTINUING CALIBRATION COMPOUNDS

Instrument ID: ic320.i Injection Date: 28-AUG-2009 18:25
Lab File ID: 0034.d Init. Cal. Date(s): 03-AUG-2009 03-AUG-2009
Analysis Type: WATER Init. Cal. Times: 10:03 12:23
Lab Sample ID: CCV Quant Type: ESTD
Method: \\cansvr11\chem\WET\ic320.i\082809.b\DX320.m

COMPOUND	RRF / AMOUNT	RF3	CCAL RRF3	MIN RRF	%D / %DRIFT	MAX %D / %DRIFT	CURVE TYPE
1 Fluoride	12157371	11246542	11246542	0.010	7.49199	10.00000	Averaged
2 Chloride	10017073	10541757	10541757	0.010	-5.23789	10.00000	Averaged
3 Nitrite	16532554	16481006	16481006	0.010	0.31180	10.00000	Averaged
4 Bromide	3525737	3460582	3460582	0.010	1.84798	10.00000	Averaged
5 Nitrate	19896079	19513770	19513770	0.010	1.92153	10.00000	Averaged
6 Phosphate	2.50000	2.33696	6770725	0.010	6.52155	10.00000	Quadratic
7 Sulfate	6626792	6505103	6505103	0.010	1.83632	10.00000	Averaged

Method: 300, 9056

TestAmerica
North Canton
Ion Chromatography

9243243-44-45-46-47-48-49

SEQUENCE: \\cansvr11\chem\WET\ic120.i\082809.b\DX120.m Instrument : ic120.i LEVEL 1 95 DATE: 8.31.09 Date Analyzed: 8/28/2009

LEVEL 2 CL/OC DATE: 8/31/09 Units: mg/L or mg/Kg

Inj #	Inj. Date	Sample ID	Matrix	Dil	FLUORIDE		CHLORIDE		NITRITE		BROMIDE		NITRATE-N		O-PHOS-P		SULFATE	
					RL	Result	RL	Result	RL	Result	RL	Result	RL	Result	RL	Result	RL	Result
		RLs:>>			1		1		0.5		0.5		0.5		0.5		1	
	24-Aug-09	Highest Cal Std conc & area			10	112094430	200	2.021E+09	10	168368560	40	127303723	10	180260219	10	65575961	200	1.326E+09
1	8/28/2009 11:15	Rinse	L	1	1	ND	1	ND	0.5	ND	0.5	ND	0.1	ND	0.5	ND	1	ND
2	8/28/2009 11:31	ICV	L	1	P 96%	2.40	P 101%	50.70	P 96%	2.40	P 96%	9.60	P 92%	2.30	P 96%	2.40	P 95%	47.30
3	8/28/2009 11:47	ICB	L	1	P< 1	ND	P< 1	ND	P< 0.5	ND	P< 0.5	ND	P< 0.1	ND	P< 0.5	ND	P< 1	ND
4	8/28/2009 12:04	LCS	L	1	P 100%	2.50	P 103%	51.70	P 100%	2.50	P 99%	9.90	P 100%	2.50	P 100%	2.50	P 96%	47.90
5	8/28/2009 12:20	LCS DUP	L	1	P 100%	2.50	P 104%	51.80	P 100%	2.50	P 98%	9.80	P 100%	2.50	P 104%	2.60	P 96%	48.00
6	8/28/2009 12:37	LH35H ORG	L	1	1	0.6 B	1	Dil 2X	0.5	ND	0.5	0.4 B	0.1	Dil 20X	0.5	ND	1	148.00
7	8/28/2009 12:53	LH35H MS	L	1	P 92%	2.90	P 71%	Dil 2X	P 132%	3.30	P 97%	10.10	Out -36%	Dil 20X	P 292%	7.30	P 102%	198.80
8	8/28/2009 13:10	LH35H MSD	L	1	P 96%	3.00	P 74%	Dil 2X	P 136%	3.40	P 100%	10.40	Out -40%	Dil 20X	P 308%	7.70	P 106%	Dil 0X
9	8/28/2009 13:26	LH35H ORG	L	10	10 G	0.4 B	10	335.70	5 G	ND	5 G	ND	1	78.40	5 G	4.9 B	10	114.70
10	8/28/2009 13:43	LH35H MS	L	10	P 80%	2.40	P 56%	363.90	P 96%	2.40	P 86%	8.60	Out - 136%	75.00	P 80%	6.90	P 107%	168.00
11	8/28/2009 13:59	LH35H MSD	L	10	P 84%	2.50	P 54%	362.60	P 112%	2.80	P 95%	9.50	Out - 144%	74.80	Out -32%	4.10	P 79%	154.10
12	8/28/2009 14:16	CCV	L	1	P 96%	2.40	P 102%	50.80	P 100%	2.50	P 96%	9.60	P 96%	2.40	P 108%	2.70	P 95%	47.40
13	8/28/2009 14:31	CCB	L	1	P< 1	ND	P< 1	ND	P< 0.5	ND	P< 0.5	ND	P< 0.1	ND	P< 0.5	ND	P< 1	ND
14	8/28/2009 14:47	LJXJW	L	1	1	Dil 2X	1	53.10	0.5	ND	0.5	ND	0.1	30.4 Dil 5X	0.5	ND	1	Dil 5X
15	8/28/2009 15:03	LJXJ2	L	1	1	2.00	1	118.50	0.5	ND	0.5	ND	0.1	4.60	0.5	ND	1	93.10
16	8/28/2009 15:20	LJXJ4	L	1	1	0.1 B	1	85.40	0.5	ND	0.5	ND	0.1	5.20	0.5	ND	1	57.00
17	8/28/2009 15:36	LJXJ7	L	1	1	0.1 B	1	135.60	0.5	ND	0.5	0.1 B	0.1	6.60	0.5	ND	1	93.90
18	8/28/2009 15:53	LJXKA	L	1	1	0.1 B	1	164.60	0.5	ND	0.5	ND	0.1	6.30	0.5	ND	1	77.40
19	8/28/2009 16:09	LJXKD	L	1	1	0.2 B	1	28.90	0.5	ND	0.5	ND	0.1	5.30	0.5	ND	1	65.90
20	8/28/2009 16:26	LJXKF	L	1	1	0.3 B	1	66.40	0.5	ND	0.5	0.2 B	0.1	0.30	0.5	ND	1	68.80
21	8/28/2009 16:42	LJXKH	L	1	1	0.1 B	1	81.60	0.5	ND	0.5	ND	0.1	15.3 Dil 2X	0.5	ND	1	124.70
22	8/28/2009 16:59	LJXKJ ORG	L	1	1	0.1 B	1	50.90	0.5	0.1 B	0.5	ND	0.1	10.00	0.5	ND	1	146.20
23	8/28/2009 17:15	LJXKJ MS	L	1	P 96%	2.50	P 106%	104.10	P 92%	2.40	P 90%	9.00	P 100%	Dil 2X	P 244%	6.10	P 106%	199.20
24	8/28/2009 17:32	CCV	L	1	P 96%	2.40	P 102%	50.80	P 96%	2.40	P 95%	9.50	P 96%	2.40	Out 116%	2.90	P 96%	48.00
25	8/28/2009 17:48	CCB	L	1	P< 1	ND	P< 1	0.1 B	P< 0.5	ND	P< 0.5	ND	Out	0.10	P< 0.5	ND	P< 1	0.6 B

G - diluted for another analyte or matrix
B - estimated result, < RL

DX-120 Spreadsheet.xls
VER . 2000 09 05

3552

North Canton

Method: 300, 9056

TestAmerica
North Canton
Ion Chromatography

3553

SEQUENCE: \\cansvr11\chem\WET\ic120.i\082809.b\DX120.m Instrument : ic120.i LEVEL 1_____ DATE:_____ Date Analyzed: 8/28/2009

LEVEL 2_____ DATE:_____ Units: mg/L or mg/Kg

Inj #	Inj. Date	Sample ID	Matrix	Dil	FLUORIDE		CHLORIDE		NITRITE		BROMIDE		NITRATE-N		O-PHOS-P		SULFATE	
					RL	Result	RL	Result	RL	Result	RL	Result	RL	Result	RL	Result	RL	Result
		RLs:>>			1		1		0.5		0.5		0.5		0.5		1	
	24-Aug-09	Highest Cal Std conc & area			10	112094430	200	2.021E+09	10	168368560	40	127303723	10	180260219	10	65575961	200	1.326E+09
26	8/28/2009 18:05	LJXKM	L	1	1	0.2 B	1	78.70	0.5	ND	0.5	ND	0.1	1.30	0.5	0.1 B	1	121.70
27	8/28/2009 18:21	LJXKP	L	1	1	0.1 B	1	71.70	0.5	0.2 B	0.5	ND	0.1	Dil 10X	0.5	ND	1	Dil 10X
28	8/28/2009 18:38	LJXKQ	L	1	1	0.9 B	1	53.70	0.5	ND	0.5	ND	0.1	ND	0.5	ND	1	Dil 2X
29	8/28/2009 18:54	LJXKR ORG	L	1	1	0.3 B	1	132.20	0.5	ND	0.5	ND	0.1	ND	0.5	ND	1	Dil 2X
30	8/28/2009 19:11	LJXKR MS	L	1	P 96%	2.70	P 109%	186.90	P 100%	2.50	P 95%	9.50	P 92%	2.30	P 240%	6.00	P 97%	Dil 2X
31	8/28/2009 19:25	LJXKR MSD	L	1	P 100%	2.80	P 110%	187.00	P 104%	2.60	P 96%	9.60	P 92%	2.30	P 256%	6.40	P 94%	Dil 2X
32	8/28/2009 19:42	LJXKV	L	1	1	0.2 B	1	98.70	0.5	ND	0.5	ND	0.1	ND	0.5	1.00	1	Dil 2X
33	8/28/2009 19:58	LJXKW	L	1	1	0.3 B	1	51.00	0.5	ND	0.5	ND	0.1	7.90	0.5	0.50	1	60.60
34	8/28/2009 20:15	LJXKX	L	1	1	ND	1	ND	0.5	ND	0.5	ND	0.1	ND	0.5	0.1 B	1	ND
35	8/28/2009 20:31	CCV	L	1	P 96%	2.40	P 101%	50.60	P 96%	2.40	P 93%	9.30	P 92%	2.30	P 100%	2.50	P 95%	47.50
36	8/28/2009 20:47	CCB	L	1	P< 1	ND	P< 1	0.1 B	P< 0.5	ND	P< 0.5	ND	P< 0.1	ND	P< 0.5	ND	P< 1	0.6 B
37	8/28/2009 21:04	LCS	L	1	P 96%	2.40	P 104%	52.00	P 96%	2.40	P 95%	9.50	P 100%	2.50	P 104%	2.60	P 96%	48.20
38	8/28/2009 21:20	LCS DUP	L	1	P 96%	2.40	P 103%	51.70	P 96%	2.40	P 96%	9.60	P 100%	2.50	P 104%	2.60	P 96%	48.10
39	8/28/2009 21:37	LJWD4	L	1	1	0.1 B	1	26.10	0.5	ND	0.5	ND	0.1	0.30	0.5	ND	1	24.20
40	8/28/2009 21:53	LJWDQ	L	1	1	0.6 B	1	Dil 5X	0.5	ND	0.5	1.60	0.1	0.10	0.5	ND	1	4.30
41	8/28/2009 22:10	LJX5T	L	1	1	0.1 B	1	73.60	0.5	ND	0.5	ND	0.1	ND	0.5	ND	1	159.00
42	8/28/2009 22:26	LJX58	L	1	1	0.1 B	1	4.70	0.5	ND	0.5	ND	0.1	0.70	0.5	ND	1	56.90
43	8/28/2009 22:42	LJX9L	L	1	1	0.2 B	1	143.30	0.5	ND	0.5	0.60	0.1	ND	0.5	ND	1	31.60
44	8/28/2009 22:59	LJX94	L	1	1	0.4 B	1	2.00	0.5	ND	0.5	ND	0.1	ND	0.5	ND	1	53.50
45	8/28/2009 23:15	LJX9K ORG	L	1	1	0.2 B	1	95.30	0.5	ND	0.5	0.3 B	0.1	ND	0.5	ND	1	24.30
46	8/28/2009 23:32	LJX9K MS	L	1	P 100%	2.70	P 107%	148.60	P 96%	2.40	P 92%	9.50	P 88%	2.20	P 224%	5.60	P 99%	73.60
47	8/28/2009 23:48	CCV	L	1	P 96%	2.40	P 102%	51.10	P 96%	2.40	P 94%	9.40	P 96%	2.40	Out 120%	3.00	P 96%	47.80
48	8/29/2009 0:04	CCB	L	1	P< 1	ND	P< 1	0.1 B	P< 0.5	ND	P< 0.5	ND	P< 0.1	ND	P< 0.5	ND	P< 1	0.5 B
49	8/29/2009 0:21	LJX92 ORG	L	1	1	0.1 B	1	19.10	0.5	ND	0.5	ND	0.1	ND	0.5	ND	1	59.90
50	8/29/2009 0:37	LJX92 MS	L	1	P 88%	2.30	P 95%	66.40	P 88%	2.20	P 81%	8.10	P 80%	2.00	P 220%	5.50	P 98%	108.90

G - diluted for another analyte or matrix
B - estimated result, < RL

DX-120 Spreadsheet.xls
VER . 2000 09 05

North Canton

Method: 300, 9056

TestAmerica
North Canton
Ion Chromatography

SEQUENCE: \\cansvr11\chem\WET\ic120.i\082809.b\DX120.m Instrument : ic120.i LEVEL 1_____ DATE:_____ Date Analyzed: 8/28/2009

LEVEL 2_____ DATE:_____ Units: mg/L or mg/Kg

Inj #	Inj. Date	Sample ID	Matrix	Dil	FLUORIDE		CHLORIDE		NITRITE		BROMIDE		NITRATE-N		O-PHOS-P		SULFATE	
					RL	Result	RL	Result	RL	Result	RL	Result	RL	Result	RL	Result	RL	Result
		RLs:>>			1		1		0.5		0.5		0.5		0.5		1	
	24-Aug-09	Highest Cal Std conc & area			10	112094430	200	2.021E+09	10	168368560	40	127303723	10	180260219	10	65575961	200	1.326E+09
51	8/29/2009 0:54	LJX92 MSD	L	1	P 92%	2.40	P 98%	68.10	P 84%	2.10	P 84%	8.40	P 84%	2.10	P 248%	6.20	P 100%	110.10
52	8/29/2009 1:10	LJX81	L	1	1	0.3 B	1	95.40	0.5	ND	0.5	0.3 B	0.1	ND	0.5	0.90	1	24.40
53	8/29/2009 1:27	LJX9N	L	1	1	0.1 B	1	175.50	0.5	ND	0.5	ND	0.1	0.10	0.5	0.4 B	1	67.50
54	8/29/2009 1:43	LJX9L	L	5	5 G	0.2 B	5	115.90	2.5 G	ND	2.5 G	ND	0.5 G	0.2 B	2.5 G	0.2 B	5	30.40
55	8/29/2009 1:59	LJX9N	L	5	5 G	0.1 B	5	143.40	2.5 G	ND	2.5 G	ND	0.5 G	0.3 B	2.5 G	ND	5	59.40
56	8/29/2009 2:16	CCV	L	1	P 96%	2.40	P 101%	50.60	P 96%	2.40	P 95%	9.50	P 96%	2.40	Out 112%	2.80	P 95%	47.60
57	8/29/2009 2:32	CCB	L	1	P< 1	ND	P< 1	0.1 B	P< 0.5	ND	P< 0.5	ND	P< 0.1	ND	P< 0.5	ND	P< 1	0.5 B
58	8/29/2009 2:49	LJ1CN	L	1	1	0.6 B	1	5.90	0.5	ND	0.5	ND	0.1	ND	0.5	ND	1	47.90
59	8/29/2009 3:05	LJ1A3 ORG	L	1	1	0.5 B	1	4.50	0.5	ND	0.5	ND	0.1	ND	0.5	ND	1	64.10
60	8/29/2009 3:21	LJ1A3 MS	L	1	P 104%	3.10	P 105%	57.20	P 96%	2.40	P 97%	9.70	P 96%	2.40	P 232%	5.80	P 116%	122.10
61	8/29/2009 3:38	LJ1A3 MSD	L	1	P 108%	3.20	P 106%	57.50	P 100%	2.50	P 96%	9.60	P 96%	2.40	P 228%	5.70	P 115%	121.70
62	8/29/2009 3:54	LJ1CW	L	1	1	0.4 B	1	Dil 2X	0.5	ND	0.5	1.40	0.1	ND	0.5	1.40	1	6.90
63	8/29/2009 4:11	LJ1CX	L	1	1	0.3 B	1	41.10	0.5	ND	0.5	ND	0.1	ND	0.5	0.50	1	73.90
64	8/29/2009 4:27	CCV	L	1	P 96%	2.40	P 102%	51.00	P 96%	2.40	P 94%	9.40	P 96%	2.40	Out 112%	2.80	P 95%	47.70
65	8/29/2009 4:43	CCB	L	1	P< 1	ND	P< 1	0.1 B	P< 0.5	ND	P< 0.5	ND	P< 0.1	ND	P< 0.5	ND	P< 1	0.2 B
66	1/0/1900 0:00	0	L	1	1	ND	1	ND	0.5	ND	0.5	ND	0.1	ND	0.5	ND	1	ND
0	1/0/1900 0:00	0		0	Unknown Matrix	#VALUE!	Unknown Matrix	#VALUE!	Unknown Matrix	#VALUE!	Unknown Matrix	#VALUE!	Unknown Matrix	#VALUE!	Unknown Matrix	#VALUE!	Unknown Matrix	#VALUE!
0	1/0/1900 0:00	0		0	Unknown Matrix	#VALUE!	Unknown Matrix	#VALUE!	Unknown Matrix	#VALUE!	Unknown Matrix	#VALUE!	Unknown Matrix	#VALUE!	Unknown Matrix	#VALUE!	Unknown Matrix	#VALUE!
0	1/0/1900 0:00	0		0	Unknown Matrix	#VALUE!	Unknown Matrix	#VALUE!	Unknown Matrix	#VALUE!	Unknown Matrix	#VALUE!	Unknown Matrix	#VALUE!	Unknown Matrix	#VALUE!	Unknown Matrix	#VALUE!
0	1/0/1900 0:00	0		0	Unknown Matrix	#VALUE!	Unknown Matrix	#VALUE!	Unknown Matrix	#VALUE!	Unknown Matrix	#VALUE!	Unknown Matrix	#VALUE!	Unknown Matrix	#VALUE!	Unknown Matrix	#VALUE!
0	1/0/1900 0:00	0		0	Unknown Matrix	#VALUE!	Unknown Matrix	#VALUE!	Unknown Matrix	#VALUE!	Unknown Matrix	#VALUE!	Unknown Matrix	#VALUE!	Unknown Matrix	#VALUE!	Unknown Matrix	#VALUE!
0	1/0/1900 0:00	0		0	Unknown Matrix	#VALUE!	Unknown Matrix	#VALUE!	Unknown Matrix	#VALUE!	Unknown Matrix	#VALUE!	Unknown Matrix	#VALUE!	Unknown Matrix	#VALUE!	Unknown Matrix	#VALUE!
0	1/0/1900 0:00	0		0	Unknown Matrix	#VALUE!	Unknown Matrix	#VALUE!	Unknown Matrix	#VALUE!	Unknown Matrix	#VALUE!	Unknown Matrix	#VALUE!	Unknown Matrix	#VALUE!	Unknown Matrix	#VALUE!
0	1/0/1900 0:00	0		0	Unknown Matrix	#VALUE!	Unknown Matrix	#VALUE!	Unknown Matrix	#VALUE!	Unknown Matrix	#VALUE!	Unknown Matrix	#VALUE!	Unknown Matrix	#VALUE!	Unknown Matrix	#VALUE!

G - diluted for another analyte or matrix
B - estimated result, < RL

DX-120 Spreadsheet.xls
VER . 2000 09 05

Title:
Datasource: D2NJR9B1_local
Location: IC120\DX120-DATA2009\DX120-AUGUST 2009
Timebase: IC120 Created: 8/28/2009 10:52:07 AM by wetchemnc
#Samples: 67 Last Update: 8/28/2009 4:44:11 PM by wetchemnc

SS. 8.31.09

No.	Name	Type	Program	Status	Inj. Date/Time	Comment
1	Rinse	Unknown	DX120_14min	Single	NOT RUN	ELUENT=WR90960
2	Rinse	Unknown	DX120_14min	Finished	8/28/2009 11:15:04 AM	ELUENT=WR90960
3	ICV ,,2	Unknown	DX120_14min	Finished	8/28/2009 11:31:32 AM	CCV=IC9314
4	ICB	Unknown	DX120_14min	Finished	8/28/2009 11:47:59 AM	LCS=IC9313
5	LCS,,3	Spiked	DX120_14min	Finished	8/28/2009 12:04:26 PM	
6	LCS DUP,,3	Spiked	DX120_14min	Finished	8/28/2009 12:20:53 PM	
7	LH35H ORG	Unknown	DX120_14min	Finished	8/28/2009 12:37:20 PM	
8	LH35H MS	Unknown	DX120_14min	Finished	8/28/2009 12:53:47 PM	
9	LH35H MSD	Unknown	DX120_14min	Finished	8/28/2009 1:10:14 PM	
10	LH35H ORG,10	Unknown	DX120_14min	Finished	8/28/2009 1:26:41 PM	
11	LH35H MS,10	Unknown	DX120_14min	Finished	8/28/2009 1:43:07 PM	
12	LH35H MSD,10	Unknown	DX120_14min	Finished	8/28/2009 1:59:34 PM	
13	CCV,,2	Unknown	DX120_14min	Finished	8/28/2009 2:16:02 PM	
14	CCB	Unknown	DX120_14min	Finished	8/28/2009 2:31:51 PM	
15	LJXJW	Unknown	DX120_14min	Finished	8/28/2009 2:47:22 PM	
16	LJXJ2	Unknown	DX120_14min	Finished	8/28/2009 3:03:50 PM	
17	LJXJ4	Unknown	DX120_14min	Finished	8/28/2009 3:20:17 PM	
18	LJXJ7	Unknown	DX120_14min	Finished	8/28/2009 3:36:45 PM	
19	LJXKA	Unknown	DX120_14min	Finished	8/28/2009 3:53:11 PM	
20	LJXKD	Unknown	DX120_14min	Finished	8/28/2009 4:09:38 PM	
21	LJXKF	Unknown	DX120_14min	Finished	8/28/2009 4:26:05 PM	
22	LJXKH	Unknown	DX120_14min	Finished	8/28/2009 4:42:32 PM	
23	LJXKJ ORG	Unknown	DX120_14min	Finished	8/28/2009 4:59:17 PM	
24	LJXKJ MS	Unknown	DX120_14min	Finished	8/28/2009 5:15:56 PM	
25	CCV,,2	Unknown	DX120_14min	Finished	8/28/2009 5:32:23 PM	
26	CCB	Unknown	DX120_14min	Finished	8/28/2009 5:48:51 PM	
27	LJXKM	Unknown	DX120_14min	Finished	8/28/2009 6:05:18 PM	
28	LJXKP	Unknown	DX120_14min	Finished	8/28/2009 6:21:45 PM	
29	LJXKQ	Unknown	DX120_14min	Finished	8/28/2009 6:38:12 PM	
30	LJXKR ORG	Unknown	DX120_14min	Finished	8/28/2009 6:54:39 PM	
31	LJXKR MS	Unknown	DX120_14min	Finished	8/28/2009 7:11:06 PM	
32	LJXKR MSD	Unknown	DX120_14min	Finished	8/28/2009 7:25:59 PM	
33	LJXKV	Unknown	DX120_14min	Finished	8/28/2009 7:42:18 PM	
34	LJXKW	Unknown	DX120_14min	Finished	8/28/2009 7:58:39 PM	
35	LJXKX	Unknown	DX120_14min	Finished	8/28/2009 8:15:02 PM	
36	CCV,,2	Unknown	DX120_14min	Finished	8/28/2009 8:31:24 PM	
37	CCB	Unknown	DX120_14min	Finished	8/28/2009 8:47:46 PM	
38	LCS,,3	Unknown	DX120_14min	Finished	8/28/2009 9:04:08 PM	
39	LCS DUP,,3	Unknown	DX120_14min	Finished	8/28/2009 9:20:31 PM	
40	LJWD4	Unknown	DX120_14min	Finished	8/28/2009 9:37:14 PM	
41	LJWDQ	Unknown	DX120_14min	Finished	8/28/2009 9:53:41 PM	
42	LJX5T	Unknown	DX120_14min	Finished	8/28/2009 10:10:06 PM	

Chromeleon © Dionex Corporation. Version 6.80 Build 2212

Title:
Datasource: D2NJR9B1_local
Location: IC120\DX120-DATA2009\DX120-AUGUST 2009
Timebase: IC120 Created: 8/28/2009 10:52:07 AM by wetchemnc
#Samples: 67 Last Update: 8/28/2009 4:44:11 PM by wetchemnc

No.	Name	Type	Program	Status	Inj. Date/Time	Comment
43	LJX58	Unknown	DX120_14min	Finished	8/28/2009 10:26:32 PM	
44	LJX9L	Unknown	DX120_14min	Finished	8/28/2009 10:42:54 PM	
45	LJX94	Unknown	DX120_14min	Finished	8/28/2009 10:59:19 PM	
46	LJX9K ORG	Unknown	DX120_14min	Finished	8/28/2009 11:15:44 PM	
47	LJX9K MS	Unknown	DX120_14min	Finished	8/28/2009 11:32:09 PM	
48	CCV,,2	Unknown	DX120_14min	Finished	8/28/2009 11:48:33 PM	
49	CCB	Unknown	DX120_14min	Finished	8/29/2009 12:04:57 AM	
50	LJX92 ORG	Unknown	DX120_14min	Finished	8/29/2009 12:21:22 AM	
51	LJX92 MS	Unknown	DX120_14min	Finished	8/29/2009 12:37:47 AM	
52	LJX92 MSD	Unknown	DX120_14min	Finished	8/29/2009 12:54:12 AM	
53	LJX81	Unknown	DX120_14min	Finished	8/29/2009 1:10:36 AM	
54	LJX9N	Unknown	DX120_14min	Finished	8/29/2009 1:27:01 AM	
55	LJX9L,5	Unknown	DX120_14min	Finished	8/29/2009 1:43:26 AM	
56	LJX9N,5	Unknown	DX120_14min	Finished	8/29/2009 1:59:50 AM	
57	CCV,,2	Unknown	DX120_14min	Finished	8/29/2009 2:16:14 AM	
58	CCB	Unknown	DX120_14min	Finished	8/29/2009 2:32:39 AM	
59	LJ1CN	Unknown	DX120_14min	Finished	8/29/2009 2:49:04 AM	
60	LJ1A3 ORG	Unknown	DX120_14min	Finished	8/29/2009 3:05:28 AM	
61	LJ1A3 MS	Unknown	DX120_14min	Finished	8/29/2009 3:21:52 AM	
62	LJ1A3 MSD	Unknown	DX120_14min	Finished	8/29/2009 3:38:17 AM	
63	LJ1CW	Unknown	DX120_14min	Finished	8/29/2009 3:54:42 AM	
64	LJ1CX	Unknown	DX120_14min	Finished	8/29/2009 4:11:07 AM	
65	CCV,,2	Unknown	DX120_14min	Finished	8/29/2009 4:27:31 AM	
66	CCB	Unknown	DX120_14min	Finished	8/29/2009 4:43:56 AM	
67	Halt	Unknown	DX120_Halt	Finished	8/29/2009 5:00:20 AM	

Verified SS 8-31-09

Chromeleon © Dionex Corporation. Version 6.80 Build 2212

ort Date : 31-Aug-2009 11:36

TestAmerica North Canton

INITIAL CALIBRATION DATA

rt Cal Date : 24-AUG-2009 13:36
Cal Date : 24-AUG-2009 15:47
nt Method : ESTD
get Version : 4.14
egrator : Falcon
hod file : \\cansvr11\chem\WET\ic120.i\082809.b\DX120.m
t Edit : 31-Aug-2009 11:31 scotts

ibration File Names:
el 1: \\cansvr11\chem\WET\ic120.i\082409.b\0010.d
el 2: \\cansvr11\chem\WET\ic120.i\082409.b\0009.d
el 3: \\cansvr11\chem\WET\ic120.i\082409.b\0008.d
el 4: \\cansvr11\chem\WET\ic120.i\082409.b\0007.d
el 5: \\cansvr11\chem\WET\ic120.i\082409.b\0006.d
el 6: \\cansvr11\chem\WET\ic120.i\082409.b\0005.d
el 7: \\cansvr11\chem\WET\ic120.i\082409.b\0004.d
el 8: \\cansvr11\chem\WET\ic120.i\082409.b\0003.d
el 9: \\cansvr11\chem\WET\ic120.i\082409.b\0002.d

ompound	0.0500000 Level 1	0.2500000 Level 2	0.5000000 Level 3	1.0000 Level 4	2.5000 Level 5	4.0000 Level 6	Curve	Coefficients b	m1	m2	%RSD or R^2
	5.0000 Level 7	7.5000 Level 8	10.0000 Level 9								
1 Fluoride	11509040	9914944	9722824	9593420	9948203	10270836					
	10473934	10884966	11209443				AVRG		10391957		6.53579
2 Chloride	7729512	6780579	7050573	7629463	8653788	9240974					
	9501463	9866187	10106777				AVRG		8506591		14.65456
3 Nitrite	15427500	14728952	14460830	14518400	15118127	15521267					
	15579640	16152147	16836856				AVRG		15371524		5.07042

ort Date : 31-Aug-2009 11:36

TestAmerica North Canton

INITIAL CALIBRATION DATA

rt Cal Date : 24-AUG-2009 13:36
Cal Date : 24-AUG-2009 15:47
it Method : ESTD
get Version : 4.14
egrator : Falcon
hod file : \\cansvr11\chem\WET\ic120.i\082809.b\DX120.m
t Edit : 31-Aug-2009 11:31 scotts

ompound	0.0500000 Level 1	0.2500000 Level 2	0.5000000 Level 3	1.0000 Level 4	2.5000 Level 5	4.0000 Level 6	Curve	Coefficients b	m1	m2	%RSD or R^2
	5.0000 Level 7	7.5000 Level 8	10.0000 Level 9								
1 Bromide	3665325	2879955	2745431	2761982	2819322	2921120					
	2956530	3074972	3182593				AVRG		3000803		9.55892
5 Nitrate	20893480	16474036	15685910	15686200	15878503	16367173					
	16690577	17382052	18026022				AVRG		17009328		9.71404
6 Phosphate	199904	1479026	3777149	6912627	15888732	25698091					
	31664955	47956735	65575961				LINR	0.00774	6480670		0.99947
7 Sulfate	5766715	4849300	4942709	5002002	5335706	5747531					
	5934506	6326987	6632319				AVRG		5615308		11.22175

Data File: \\cansvr11\chem\WET\ic120.i\082809.b\0002.d
Report Date: 28-Aug-2009 13:12

TestAmerica North Canton

CONTINUING CALIBRATION COMPOUNDS

Instrument ID: ic120.i Injection Date: 28-AUG-2009 11:31
Lab File ID: 0002.d Init. Cal. Date(s): 24-AUG-2009 24-AUG-2009
Analysis Type: WATER Init. Cal. Times: 13:36 15:47
Lab Sample ID: ICV Quant Type: ESTD
Method: \\cansvr11\chem\WET\ic120.i\082809.b\DX120.m

COMPOUND	RRF / AMOUNT	RF3	CCAL RRF3	MIN RRF	%D / %DRIFT	MAX %D / %DRIFT	CURVE TYPE
1 Fluoride	10391957	10119817	10119817	0.010	2.61875	10.00000	Averaged
2 Chloride	8506591	8619833	8619833	0.010	-1.33123	10.00000	Averaged
3 Nitrite	15371524	14985706	14985706	0.010	2.50996	10.00000	Averaged
4 Bromide	3000803	2890059	2890059	0.010	3.69049	10.00000	Averaged
5 Nitrate	17009328	15866769	15866769	0.010	6.71725	10.00000	Averaged
6 Phosphate	2.50000	2.40638	6217926	0.010	3.74467	10.00000	Linear
7 Sulfate	5615308	5306904	5306904	0.010	5.49221	10.00000	Averaged

Data File: \\cansvr11\chem\WET\ic120.i\082809.b\0012.d
Report Date: 31-Aug-2009 11:31

TestAmerica North Canton

CONTINUING CALIBRATION COMPOUNDS

Instrument ID: ic120.i Injection Date: 28-AUG-2009 14:16
Lab File ID: 0012.d Init. Cal. Date(s): 24-AUG-2009 24-AUG-2009
Analysis Type: WATER Init. Cal. Times: 13:36 15:47
Lab Sample ID: CCV Quant Type: ESTD
Method: \\cansvr11\chem\WET\ic120.i\082809.b\DX120.m

COMPOUND	RRF / AMOUNT	RF3	CCAL RRF3	MIN RRF	%D / %DRIFT	MAX %D / %DRIFT	CURVE TYPE
1 Fluoride	10391957	10120260	10120260	0.010	2.61449	10.00000	Averaged
2 Chloride	8506591	8643415	8643415	0.010	-1.60845	10.00000	Averaged
3 Nitrite	15371524	15075589	15075589	0.010	1.92522	10.00000	Averaged
4 Bromide	3000803	2868177	2868177	0.010	4.41969	10.00000	Averaged
5 Nitrate	17009328	15995962	15995962	0.010	5.95771	10.00000	Averaged
6 Phosphate	2.50000	2.73775	7076929	0.010	-9.51018	10.00000	Linear
7 Sulfate	5615308	5325161	5325161	0.010	5.16709	10.00000	Averaged

Data File: \\cansvr11\chem\WET\ic120.i\082809.b\0024.d
Report Date: 31-Aug-2009 11:31

TestAmerica North Canton

CONTINUING CALIBRATION COMPOUNDS

Instrument ID: ic120.i Injection Date: 28-AUG-2009 17:32
Lab File ID: 0024.d Init. Cal. Date(s): 24-AUG-2009 24-AUG-2009
Analysis Type: WATER Init. Cal. Times: 13:36 15:47
Lab Sample ID: CCV Quant Type: ESTD
Method: \\cansvr11\chem\WET\ic120.i\082809.b\DX120.m

COMPOUND	RRF / AMOUNT	RF3	CCAL RRF3	MIN RRF	%D / %DRIFT	MAX %D / %DRIFT	CURVE TYPE	
1 Fluoride	10391957	9989200	9989200	0.010	3.87565	10.00000	Averaged	
2 Chloride	8506591	8635020	8635020	0.010	-1.50977	10.00000	Averaged	
3 Nitrite	15371524	14828051	14828051	0.010	3.53558	10.00000	Averaged	
4 Bromide	3000803	2851059	2851059	0.010	4.99014	10.00000	Averaged	
5 Nitrate	17009328	16107148	16107148	0.010	5.30403	10.00000	Averaged	
6 Phosphate	2.50000	2.88084	7447854	0.010	-15.23374	10.00000	Linear	<-
7 Sulfate	5615308	5386074	5386074	0.010	4.08232	10.00000	Averaged	

Data File: \\cansvr11\chem\WET\ic120.i\082809.b\0035.d
Report Date: 31-Aug-2009 11:31

TestAmerica North Canton

CONTINUING CALIBRATION COMPOUNDS

Instrument ID: ic120.i Injection Date: 28-AUG-2009 20:31
Lab File ID: 0035.d Init. Cal. Date(s): 24-AUG-2009 24-AUG-2009
Analysis Type: WATER Init. Cal. Times: 13:36 15:47
Lab Sample ID: CCV Quant Type: ESTD
Method: \\cansvr11\chem\WET\ic120.i\082809.b\DX120.m

COMPOUND	RRF / AMOUNT	RF3	CCAL RRF3	MIN RRF	%D / %DRIFT	MAX %D / %DRIFT	CURVE TYPE
1 Fluoride	10391957	9932516	9932516	0.010	4.42111	10.00000	Averaged
2 Chloride	8506591	8613987	8613987	0.010	-1.26251	10.00000	Averaged
3 Nitrite	15371524	14533816	14533816	0.010	5.44974	10.00000	Averaged
4 Bromide	3000803	2800782	2800782	0.010	6.66558	10.00000	Averaged
5 Nitrate	17009328	15966669	15966669	0.010	6.12993	10.00000	Averaged
6 Phosphate	2.50000	2.54375	6574008	0.010	-1.74986	10.00000	Linear
7 Sulfate	5615308	5331553	5331553	0.010	5.05324	10.00000	Averaged

Data File: \\cansvr11\chem\WET\ic120.i\082809.b\0047.d
Report Date: 31-Aug-2009 11:31

TestAmerica North Canton

CONTINUING CALIBRATION COMPOUNDS

Instrument ID: ic120.i Injection Date: 28-AUG-2009 23:48
Lab File ID: 0047.d Init. Cal. Date(s): 24-AUG-2009 24-AUG-2009
Analysis Type: WATER Init. Cal. Times: 13:36 15:47
Lab Sample ID: CCV Quant Type: ESTD
Method: \\cansvr11\chem\WET\ic120.i\082809.b\DX120.m

COMPOUND	RRF / AMOUNT	RF3	CCAL RRF3	MIN RRF	%D / %DRIFT	MAX %D / %DRIFT	CURVE TYPE	
1 Fluoride	10391957	10036975	10036975	0.010	3.41593	10.00000	Averaged	
2 Chloride	8506591	8702996	8702996	0.010	-2.30886	10.00000	Averaged	
3 Nitrite	15371524	14668169	14668169	0.010	4.57570	10.00000	Averaged	
4 Bromide	3000803	2821027	2821027	0.010	5.99095	10.00000	Averaged	
5 Nitrate	17009328	16067968	16067968	0.010	5.53438	10.00000	Averaged	
6 Phosphate	2.50000	3.01913	7806337	0.010	-20.76531	10.00000	Linear	<-
7 Sulfate	5615308	5362362	5362362	0.010	4.50459	10.00000	Averaged	

Data File: \\cansvr11\chem\WET\ic120.i\082809.b\0056.d
Report Date: 31-Aug-2009 11:31

TestAmerica North Canton

CONTINUING CALIBRATION COMPOUNDS

Instrument ID: ic120.i Injection Date: 29-AUG-2009 02:16
Lab File ID: 0056.d Init. Cal. Date(s): 24-AUG-2009 24-AUG-2009
Analysis Type: WATER Init. Cal. Times: 13:36 15:47
Lab Sample ID: CCV Quant Type: ESTD
Method: \\cansvr11\chem\WET\ic120.i\082809.b\DX120.m

COMPOUND	RRF / AMOUNT	RF3	CCAL RRF3	MIN RRF	%D / %DRIFT	MAX %D / %DRIFT	CURVE TYPE	
1 Fluoride	10391957	9977976	9977976	0.010	3.98367	10.00000	Averaged	
2 Chloride	8506591	8612919	8612919	0.010	-1.24995	10.00000	Averaged	
3 Nitrite	15371524	14807421	14807421	0.010	3.66979	10.00000	Averaged	
4 Bromide	3000803	2841474	2841474	0.010	5.30955	10.00000	Averaged	
5 Nitrate	17009328	16258970	16258970	0.010	4.41145	10.00000	Averaged	
6 Phosphate	2.50000	2.77046	716169	0.010	-10.81823	10.00000	Linear	<-
7 Sulfate	5615308	5348706	5348706	0.010	4.74778	10.00000	Averaged	

Data File: \\cansvr11\chem\WET\ic120.i\082809.b\0064.d
Report Date: 31-Aug-2009 11:31

TestAmerica North Canton

CONTINUING CALIBRATION COMPOUNDS

Instrument ID: ic120.i Injection Date: 29-AUG-2009 04:27
Lab File ID: 0064.d Init. Cal. Date(s): 24-AUG-2009 24-AUG-2009
Analysis Type: WATER Init. Cal. Times: 13:36 15:47
Lab Sample ID: CCV Quant Type: ESTD
Method: \\cansvr11\chem\WET\ic120.i\082809.b\DX120.m

COMPOUND	RRF / AMOUNT	RF3	CCAL RRF3	MIN RRF	%D / %DRIFT	MAX %D / %DRIFT	CURVE TYPE	
1 Fluoride	10391957	10005687	10005687	0.010	3.71701	10.00000	Averaged	
2 Chloride	8506591	8674986	8674986	0.010	-1.97959	10.00000	Averaged	
3 Nitrite	15371524	14579173	14579173	0.010	5.15467	10.00000	Averaged	
4 Bromide	3000803	2816206	2816206	0.010	6.15161	10.00000	Averaged	
5 Nitrate	17009328	16083869	16083869	0.010	5.44089	10.00000	Averaged	
6 Phosphate	2.50000	2.82579	7305144	0.010	-13.03166	10.00000	Linear	<-
7 Sulfate	5615308	5357848	5357848	0.010	4.58498	10.00000	Averaged	

Method: 300, 9056

Due. 9.1.09

3729

9244195-96-97-98-99-200

TestAmerica
North Canton
Ion Chromatography

SEQUENCE: \\cansvr11\chem\WET\ic120.i\083109.b\DX120.m Instrument : ic120.i LEVEL 1 SS. DATE: 9.1.09 Date Analyzed: 8/31/2009

LEVEL 2 CL/OC. DATE: 9/1/09. Units: mg/L or mg/Kg

Inj #	Inj. Date	Sample ID	Matrix	Dil	FLUORIDE		CHLORIDE		NITRITE		BROMIDE		NITRATE-N		O-PHOS-P		SULFATE	
					RL	Result	RL	Result	RL	Result	RL	Result	RL	Result	RL	Result	RL	Result
		RLs:>>			1		1		0.5		0.5		0.5		0.5		1	
	24-Aug-09	Highest Cal Std conc & area			10	112094430	200	2.021E+09	10	168368560	40	127303723	10	180260219	10	65575961	200	1.326E+09
1	8/31/2009 13:57	Rinse	L	1	1	ND	1	ND	0.5	ND	0.5	ND	0.1	ND	0.5	ND	1	ND
2	8/31/2009 14:13	ICV	L	1	P 96%	2.40	P 101%	50.40	P 96%	2.40	P 93%	9.30	P 92%	2.30	P 100%	2.50	P 95%	47.40
3	8/31/2009 14:30	ICB	L	1	P< 1	ND	P< 1	ND	P< 0.5	ND	P< 0.5	ND	P< 0.1	ND	P< 0.5	ND	P< 1	ND
4	8/31/2009 14:46	LCS	L	1	P 96%	2.40	P 103%	51.60	P 96%	2.40	P 95%	9.50	P 100%	2.50	P 104%	2.60	P 96%	48.00
5	8/31/2009 15:02	LCS DUP	L	1	P 96%	2.40	P 103%	51.60	P 96%	2.40	P 95%	9.50	P 100%	2.50	P 104%	2.60	P 96%	47.90
6	8/31/2009 15:19	LJWDQ Chloride only	L	5	5 G	0.1 B	5	729.70	2.5 G	ND	2.5 G	ND	0.5 G	ND	2.5 G	ND	5 G	4 B
7	8/31/2009 15:35	LJXJW	L	5	5	11.70	5	42.70	2.5 G	ND	2.5 G	ND	0.5	25.30	2.5 G	ND	5	458.80
8	8/31/2009 15:52	LJXKH	L	2	2 G	0.1 B	2	73.70	1 G	ND	1 G	ND	0.2	14.20	1 G	ND	2	110.90
9	8/31/2009 16:08	LJXKP	L	10	10 G	ND	10	52.90	5 G	0.3 B	5 G	ND	1	56.50	5 G	ND	10	1863.00
10	8/31/2009 16:24	LJICW	L	2	2 G	0.3 B	2	264.60	1 G	ND	1	1.50	0.2 G	0.1 B	1 G	ND	2	7.00
11	8/31/2009 16:41	LJIXR ORG	L	5	5 G	ND	5	47.90	2.5 G	0.3 B	2.5 G	ND	0.5	Dil 20X	2.5 G	ND	5	798.80
12	8/31/2009 16:57	LJIXR MS	L	5	P 84%	2.10	P 90%	93.10	P 88%	2.50	P 91%	9.10	Out - 212%	Dil 20X	P 88%	2.20	P 40%	819.00
13	8/31/2009 17:14	LJIXR MSD	L	5	P 84%	2.10	P 94%	94.70	P 92%	2.60	P 91%	9.10	Out -64%	Dil 20X	P 120%	3.00	P 44%	821.00
14	8/31/2009 17:30	CCV	L	1	P 96%	2.40	P 102%	51.00	P 96%	2.40	P 95%	9.50	P 96%	2.40	Out 112%	2.80	P 96%	47.80
15	8/31/2009 17:46	CCB	L	1	P< 1	ND	P< 1	ND	P< 0.5	ND	P< 0.5	ND	Out 0.1	0.10	P< 0.5	ND	P< 1	ND
16	8/31/2009 18:03	LJIXN	L	2	2	11.10	2	52.40	1 G	ND	1 G	ND	0.2	11.00	1 G	ND	2	132.30
17	8/31/2009 18:19	LJI0E	L	20	20 G	ND	20	108.30	10 G	0.7 B	10 G	ND	2	93.30	10 G	ND	20	520.90
18	8/31/2009 18:36	CCV	L	1	P 96%	2.40	P 101%	50.50	P 96%	2.40	P 93%	9.30	P 96%	2.40	P 108%	2.70	P 95%	47.40
19	8/31/2009 18:52	CCB	L	1	P< 1	ND	P< 1	ND	P< 0.5	ND	P< 0.5	ND	P< 0.1	ND	P< 0.5	ND	P< 1	ND
20	8/31/2009 19:08	LCS	L	1	P 96%	2.40	P 104%	52.00	P 96%	2.40	P 96%	9.60	P 100%	2.50	P 108%	2.70	P 97%	48.50
21	8/31/2009 19:25	LCS DUP	L	1	P 96%	2.40	P 103%	51.50	P 96%	2.40	P 95%	9.50	P 100%	2.50	P 108%	2.70	P 96%	47.80
22	8/31/2009 19:41	LJD2K	L	1	1	0.1 B	1	1.00	0.5	ND	0.5	ND	0.1	1.00	0.5	0.4 B	1	7.20
23	8/31/2009 19:58	LJD2Q	L	1	1	0.1 B	1	1.00	0.5	ND	0.5	ND	0.1	0.90	0.5	0.1 B	1	7.10
24	8/31/2009 20:14	LJD2X	L	1	1	0.1 B	1	115.20	0.5	ND	0.5	ND	0.1	1.20	0.5	ND	1	45.70
25	8/31/2009 20:31	LJD21	L	1	1	0.1 B	1	81.10	0.5	0.1 B	0.5	ND	0.1	0.30	0.5	0.1 B	1	61.80

G - diluted for another analyte or matrix
B - estimated result, < RL

DX-120 Spreadsheet.xls
VER . 2000 09 05

North Canton

Method: 300, 9056

TestAmerica
North Canton
Ion Chromatography

SEQUENCE: \\cansvr11\chem\WET\ic120.i\083109.b\DX120.m Instrument : ic120.i LEVEL 1_____ DATE:_____ Date Analyzed: 8/31/2009

LEVEL 2_____ DATE:_____ Units: mg/L or mg/Kg

Inj #	Inj. Date	Sample ID	Matrix	Dil	FLUORIDE		CHLORIDE		NITRITE		BROMIDE		NITRATE-N		O-PHOS-P		SULFATE	
					RL	Result	RL	Result	RL	Result	RL	Result	RL	Result	RL	Result	RL	Result
		RLs:>>			1		1		0.5		0.5		0.5		0.5		1	
	24-Aug-09	Highest Cal Std conc & area			10	112094430	200	2.021E+09	10	168368560	40	127303723	10	180260219	10	65575961	200	1.326E+09
26	8/31/2009 20:47	LJD22	L	1	1	0.3 B	1	10.30	0.5	ND	0.5	ND	0.1	ND	0.5	ND	1	ND
27	8/31/2009 21:03	LJD23	L	1	1	ND	1	32.30	0.5	ND	0.5	ND	0.1	6.90	0.5	ND	1	17.20
28	8/31/2009 21:20	LJD25 ORG	L	1	1	0.1 B	1	34.50	0.5	ND	0.5	ND	0.1	ND	0.5	ND	1	37.90
29	8/31/2009 21:36	LJD25 MS	L	1	P 100%	2.60	P 111%	90.20	P 96%	2.40	P 94%	9.40	P 92%	2.30	P 264%	6.60	P 107%	91.50
30	8/31/2009 21:53	CCV	L	1	P 96%	2.40	P 101%	50.60	P 96%	2.40	P 93%	9.30	P 96%	2.40	Out 116%	2.90	P 96%	47.90
31	8/31/2009 22:09	CCB	L	1	P< 1	ND	P< 1	ND	P< 0.5	ND	P< 0.5	ND	P< 0.1	ND	P< 0.5	ND	P< 1	ND
32	8/31/2009 22:25	LJD28	L	1	1	0.1 B	1	33.20	0.5	ND	0.5	ND	0.1	4.00	0.5	ND	1	Dil 5X
33	8/31/2009 22:42	LJD29	L	1	1	0.1 B	1	49.30	0.5	ND	0.5	ND	0.1	ND	0.5	0.1 B	1	101.80
34	8/31/2009 22:58	LJD3A ORG	L	1	1	0.1 B	1	142.40	0.5	ND	0.5	ND	0.1	2.40	0.5	ND	1	56.30
35	8/31/2009 23:15	LJD3A MS	L	1	P 92%	2.40	P 98%	191.30	P 96%	2.40	P 85%	8.50	P 88%	4.60	P 252%	6.30	P 101%	106.60
36	8/31/2009 23:31	LJD3A MSD	L	1	P 96%	2.50	P 103%	194.10	P 104%	2.60	P 89%	8.90	P 92%	4.70	P 264%	6.60	P 104%	108.50
37	8/31/2009 23:47	LJD3E	L	1	1	0.1 B	1	49.20	0.5	ND	0.5	ND	0.1	ND	0.5	1.10	1	45.60
38	9/1/2009 0:04	LJD3F	L	1	1	0.1 B	1	56.30	0.5	ND	0.5	ND	0.1	ND	0.5	1.80	1	32.90
39	9/1/2009 0:20	LJJFW ORG	L	5	5 G	0.2 B	5	160.70	2.5 G	ND	2.5 G	ND	0.5	0.60	2.5 G	ND	5	153.60
40	9/1/2009 0:37	LJJFW MS	L	5	P 124%	3.30	P 146%	233.80	P 116%	2.90	P 121%	12.10	P 124%	3.70	P 296%	7.40	P 138%	222.80
41	9/1/2009 0:53	LJJFW MSD	L	5	P 92%	2.50	P 98%	209.50	P 100%	2.50	P 87%	8.70	P 92%	2.90	P 236%	5.90	P 96%	201.70
42	9/1/2009 1:10	CCV	L	1	P 96%	2.40	P 102%	50.80	P 96%	2.40	P 94%	9.40	P 96%	2.40	Out 112%	2.80	P 97%	48.50
43	9/1/2009 1:26	CCB	L	1	P< 1	ND	P< 1	ND	P< 0.5	ND	P< 0.5	ND	Out> 0.1	0.10	P< 0.5	ND	P< 1	0.5 B
44	9/1/2009 1:42	LJJFT	L	5	5 G	0.6 B	5	553.00	2.5 G	ND	2.5 G	ND	0.5	0.50	2.5 G	ND	5	355.40
45	9/1/2009 2:00	LJJFX	L	5	5 G	0.2 B	5	165.00	2.5 G	ND	2.5 G	ND	0.5	0.60	2.5 G	ND	5	157.80
46	9/1/2009 2:16	~~LJJQM~~ LJLQM	L	5	5 G	0.2 B	5	870.10	2.5 G	ND	2.5 G	ND	0.5	1.10	2.5 G	ND	5	235.90
47	9/1/2009 2:32	~~LJJQQ~~ LJLQQ	L	10	10 G	ND	10	898.60	5 G	ND	5 G	ND	1 G	0.6 B	5 G	ND	10	216.20
48	9/1/2009 2:48	LJK11	L	1	1	2.80	1	7.10	0.5	ND	0.5	ND	0.1	ND	0.5	0.3 B	1	Dil 10X
49	9/1/2009 3:04	LJK28	L	1	1	0.3 B	1	1.00	0.5	ND	0.5	ND	0.1	0.10	0.5	ND	1	61.80
50	9/1/2009 3:21	LJK3F	L	1	1	0.1 B	1	0.3 B	0.5	ND	0.5	ND	0.1	0.10	0.5	ND	1	Dil 20X

G - diluted for another analyte or matrix
B - estimated result, < RL

DX-120 Spreadsheet.xls
VER . 2000 09 05

3730

North Canton

Method: 300, 9056

TestAmerica
North Canton
Ion Chromatography

3731

SEQUENCE: \\cansvr11\chem\WET\ic120.i\083109.b\DX120.m Instrument : ic120.i LEVEL 1_____ DATE:_____ Date Analyzed: 8/31/2009

LEVEL 2_____ DATE:_____ Units: mg/L or mg/Kg

Inj #	Inj. Date	Sample ID	Matrix	Dil	FLUORIDE		CHLORIDE		NITRITE		BROMIDE		NITRATE-N		O-PHOS-P		SULFATE	
					RL	Result	RL	Result	RL	Result	RL	Result	RL	Result	RL	Result	RL	Result
		RLs:>>			1		1		0.5		0.5		0.5		0.5		1	
	24-Aug-09	Highest Cal Std conc & area			10	112094430	200	2.021E+09	10	168368560	40	127303723	10	180260219	10	65575961	200	1.326E+09
51	9/1/2009 3:37	LJK3G	L	1	1	0.2 B	1	1.00	0.5	ND	0.5	ND	0.1	0.30	0.5	ND	1	194.50
52	9/1/2009 3:53	LJK3H ORG	L	1	1	0.2 B	1	0.9 B	0.5	ND	0.5	ND	0.1	0.50	0.5	ND	1	152.20
53	9/1/2009 4:10	LJK3H MS	L	1	P 108%	2.90	P 105%	53.20	P 100%	2.50	P 99%	9.90	P 96%	2.90	P 244%	6.10	P 121%	Dil 0X
54	9/1/2009 4:26	CCV	L	1	P 96%	2.40	P 102%	50.90	P 96%	2.40	P 94%	9.40	P 96%	2.40	Out 112%	2.80	P 96%	47.80
55	9/1/2009 4:43	CCB	L	1	P< 1	ND	P< 1	ND	P< 0.5	ND	P< 0.5	ND	P< 0.1	ND	P< 0.5	ND	P< 1	ND
56	9/1/2009 4:59	LJK3K	L	1	1	0.3 B	1	0.7 B	0.5	ND	0.5	ND	0.1	0.40	0.5	ND	1	165.80
57	9/1/2009 5:16	LJK3M	L	1	1	0.1 B	1	18.90	0.5	ND	0.5	ND	0.1	ND	0.5	ND	1	Dil 10X
58	9/1/2009 5:32	LJK3P	L	1	1	0.3 B	1	3.20	0.5	0.1 B	0.5	ND	0.1	0.90	0.5	ND	1	Dil 10X
59	9/1/2009 5:49	LJK3R	L	1	1	3.60	1	3.60	0.5	5.70	0.5	ND	0.1	ND	0.5	ND	1	Dil 50X
60	9/1/2009 6:05	LJK3T	L	1	1	0.4 B	1	1.20	0.5	ND	0.5	ND	0.1	0.40	0.5	ND	1	Dil 0X
61	9/1/2009 6:22	LJK3W	L	1	1	3.80	1	2.00	0.5	ND	0.5	ND	0.1	0.10	0.5	ND	1	Dil 10X
62	9/1/2009 6:38	LJK32	L	1	1	2.30	1	10.40	0.5	ND	0.5	ND	0.1	ND	0.5	ND	1	Dil 20X
63	9/1/2009 6:55	LJK34	L	1	1	0.4 B	1	0.9 B	0.5	ND	0.5	ND	0.1	0.10	0.5	ND	1	Dil 0X
64	9/1/2009 7:12	LJK36 ORG	L	1	1	0.2 B	1	2.30	0.5	ND	0.5	ND	0.1	0.20	0.5	ND	1	Dil 2X
65	9/1/2009 7:28	LJK36 MS	L	1	P 100%	2.70	P 92%	48.50	P 92%	2.30	P 89%	8.90	P 84%	2.30	P 0%	ND	P 102%	Dil 2X
66	9/1/2009 7:45	CCV	L	1	P 92%	2.30	P 101%	50.40	P 96%	2.40	P 94%	9.40	P 96%	2.40	P 104%	2.60	P 96%	48.00
67	9/1/2009 8:01	CCB	L	1	P< 1	ND	P< 1	ND	P< 0.5	ND	P< 0.5	ND	P< 0.1	ND	P< 0.5	ND	P< 1	ND
68	9/1/2009 8:17	LCS	L	1	P 96%	2.40	P 102%	51.10	P 96%	2.40	P 95%	9.50	P 100%	2.50	P 100%	2.50	P 96%	48.20
69	9/1/2009 8:34	LCS DUP	L	1	P 96%	2.40	P 103%	51.30	P 96%	2.40	P 95%	9.50	P 104%	2.60	P 108%	2.70	P 97%	48.40
70	9/1/2009 8:50	LJK37	L	1	1	0.8 B	1	9.50	0.5	ND	0.5	0.2 B	0.1	0.10	0.5	ND	1	Dil 10X
71	9/1/2009 9:07	LJK4A	L	1	1	0.2 B	1	0.8 B	0.5	ND	0.5	ND	0.1	ND	0.5	ND	1	120.90
72	9/1/2009 9:23	CCV	L	1	P 92%	2.30	P 101%	50.30	P 96%	2.40	P 94%	9.40	P 96%	2.40	P 92%	2.30	P 95%	47.60
73	9/1/2009 9:40	CCB	L	1	P< 1	ND	P< 1	ND	P< 0.5	ND	P< 0.5	ND	P< 0.1	ND	P< 0.5	ND	P< 1	ND
74	1/0/1900 0:00	0	L	1	1	ND	1	ND	0.5	ND	0.5	ND	0.1	ND	0.5	ND	1	ND
0	1/0/1900 0:00	0		0	Unknown Matrix	#VALUE!	Unknown Matrix	#VALUE!	Unknown Matrix	#VALUE!	Unknown Matrix	#VALUE!	Unknown Matrix	#VALUE!	Unknown Matrix	#VALUE!	Unknown Matrix	#VALUE!

G - diluted for another analyte or matrix
B - estimated result, < RL

DX-120 Spreadsheet.xls
VER . 2000 09 05

North Canton

Sequence: 083109
Operator: wetchemnc
Printed: 9/1/2009 9:36:19 AM

Title:
Datasource: D2NJR9B1_local
Location: IC120\DX120-DATA2009\DX120-AUGUST 2009
Timebase: IC120
#Samples: 74

Created: 8/31/2009 1:27:51 PM by wetchemnc
Last Update: 8/31/2009 3:59:13 PM by wetchemnc

No.	Name	Type	Program	Status	Inj. Date/Time	Comment
1	Rinse	Unknown	DX120_14min	Finished	8/31/2009 1:57:12 PM	ELUENT=WR91025
2	ICV ,,2	Unknown	DX120_14min	Finished	8/31/2009 2:13:37 PM	CCV=IC9314
3	ICB	Unknown	DX120_14min	Finished	8/31/2009 2:30:01 PM	LCS=IC9313
4	LCS,,3	Spiked	DX120_14min	Finished	8/31/2009 2:46:25 PM	
5	LCS DUP,,3	Spiked	DX120_14min	Finished	8/31/2009 3:02:50 PM	
6	LJWDQ,5	Unknown	DX120_14min	Finished	8/31/2009 3:19:14 PM	
7	LJXJW,5	Unknown	DX120_14min	Finished	8/31/2009 3:35:38 PM	
8	LJXKH,2	Unknown	DX120_14min	Finished	8/31/2009 3:52:03 PM	
9	LJXKP,10	Unknown	DX120_14min	Finished	8/31/2009 4:08:28 PM	
10	LJICW,2	Unknown	DX120_14min	Finished	8/31/2009 4:24:53 PM	
11	LJIXR ORG,5	Unknown	DX120_14min	Finished	8/31/2009 4:41:17 PM	
12	LJIXR MS,5	Unknown	DX120_14min	Finished	8/31/2009 4:57:43 PM	
13	LJIXR MSD,5	Unknown	DX120_14min	Finished	8/31/2009 5:14:07 PM	
14	CCV,,2	Unknown	DX120_14min	Finished	8/31/2009 5:30:32 PM	
15	CCB	Unknown	DX120_14min	Finished	8/31/2009 5:46:56 PM	
16	LJIXN,2	Unknown	DX120_14min	Finished	8/31/2009 6:03:21 PM	
17	LJI0E,20	Unknown	DX120_14min	Finished	8/31/2009 6:19:46 PM	
18	CCV,,2	Unknown	DX120_14min	Finished	8/31/2009 6:36:10 PM	
19	CCB	Unknown	DX120_14min	Finished	8/31/2009 6:52:35 PM	
20	LCS,,3	Unknown	DX120_14min	Finished	8/31/2009 7:08:59 PM	
21	LCS DUP,,3	Unknown	DX120_14min	Finished	8/31/2009 7:25:24 PM	
22	LJD2K	Unknown	DX120_14min	Finished	8/31/2009 7:41:48 PM	
23	LJD2Q	Unknown	DX120_14min	Finished	8/31/2009 7:58:13 PM	
24	LJD2X	Unknown	DX120_14min	Finished	8/31/2009 8:14:38 PM	
25	LJD21	Unknown	DX120_14min	Finished	8/31/2009 8:31:02 PM	
26	LJD22	Unknown	DX120_14min	Finished	8/31/2009 8:47:27 PM	
27	LJD23	Unknown	DX120_14min	Finished	8/31/2009 9:03:51 PM	
28	LJD25 ORG	Unknown	DX120_14min	Finished	8/31/2009 9:20:16 PM	
29	LJD25 MS	Unknown	DX120_14min	Finished	8/31/2009 9:36:41 PM	
30	CCV,,2	Unknown	DX120_14min	Finished	8/31/2009 9:53:05 PM	
31	CCB	Unknown	DX120_14min	Finished	8/31/2009 10:09:30 PM	
32	LJD28	Unknown	DX120_14min	Finished	8/31/2009 10:25:54 PM	
33	LJD29	Unknown	DX120_14min	Finished	8/31/2009 10:42:19 PM	
34	LJD3A ORG	Unknown	DX120_14min	Finished	8/31/2009 10:58:43 PM	
35	LJD3A MS	Unknown	DX120_14min	Finished	8/31/2009 11:15:08 PM	
36	LJD3A MSD	Unknown	DX120_14min	Finished	8/31/2009 11:31:33 PM	
37	LJD3E	Unknown	DX120_14min	Finished	8/31/2009 11:47:58 PM	
38	LJD3F	Unknown	DX120_14min	Finished	9/1/2009 12:04:22 AM	
39	LJJFW ORG,5	Unknown	DX120_14min	Finished	9/1/2009 12:20:47 AM	
40	LJJFW MS,5	Unknown	DX120_14min	Finished	9/1/2009 12:37:12 AM	
41	LJJFW MSD,5	Unknown	DX120_14min	Finished	9/1/2009 12:53:37 AM	
42	CCV,,2	Unknown	DX120_14min	Finished	9/1/2009 1:10:01 AM	

Chromeleon © Dionex Corporation. Version 6.80 Build 2212

Sequence: 083109
Operator: wetchemnc
Printed: 9/1/2009 9:36:19 AM

Title:
Datasource: D2NJR9B1_local
Location: IC120\DX120-DATA2009\DX120-AUGUST 2009
Timebase: IC120
#Samples: 74
Created: 8/31/2009 1:27:51 PM by wetchemnc
Last Update: 8/31/2009 3:59:13 PM by wetchemnc

out

LJLQM
LJLQQ

LJLQM SS 9.1.09.
LJLQQ

No.	Name	Type	Program	Status	Inj. Date/Time	Comment
43	CCB	Unknown	DX120_14min	Finished	9/1/2009 1:26:26 AM	
44	LJJFT,5	Unknown	DX120_14min	Finished	9/1/2009 1:42:50 AM	
45	LJJFX,5	Unknown	DX120_14min	Finished	9/1/2009 2:00:12 AM	
46	~~LJJQM,5~~	Unknown	DX120_14min	Finished	9/1/2009 2:16:33 AM	
47	~~LJJQQ,10~~	Unknown	DX120_14min	Finished	9/1/2009 2:32:03 AM	
48	LJK11	Unknown	DX120_14min	Finished	9/1/2009 2:48:24 AM	
49	LJK28	Unknown	DX120_14min	Finished	9/1/2009 3:04:46 AM	
50	LJK3F	Unknown	DX120_14min	Finished	9/1/2009 3:21:08 AM	
51	LJK3G	Unknown	DX120_14min	Finished	9/1/2009 3:37:31 AM	
52	LJK3H ORG	Unknown	DX120_14min	Finished	9/1/2009 3:53:53 AM	
53	LJK3H MS	Unknown	DX120_14min	Finished	9/1/2009 4:10:15 AM	
54	CCV,,2	Unknown	DX120_14min	Finished	9/1/2009 4:26:37 AM	
55	CCB	Unknown	DX120_14min	Finished	9/1/2009 4:43:22 AM	
56	LJK3K	Unknown	DX120_14min	Finished	9/1/2009 4:59:51 AM	
57	LJK3M	Unknown	DX120_14min	Finished	9/1/2009 5:16:18 AM	
58	LJK3P	Unknown	DX120_14min	Finished	9/1/2009 5:32:45 AM	
59	LJK3R	Unknown	DX120_14min	Finished	9/1/2009 5:49:12 AM	
60	LJK3T	Unknown	DX120_14min	Finished	9/1/2009 6:05:39 AM	
61	LJK3W	Unknown	DX120_14min	Finished	9/1/2009 6:22:06 AM	
62	LJK32	Unknown	DX120_14min	Finished	9/1/2009 6:38:33 AM	
63	LJK34	Unknown	DX120_14min	Finished	9/1/2009 6:55:39 AM	
64	LJK36 ORG	Unknown	DX120_14min	Finished	9/1/2009 7:12:21 AM	
65	LJK36 MS	Unknown	DX120_14min	Finished	9/1/2009 7:28:49 AM	
66	CCV,,2	Unknown	DX120_14min	Finished	9/1/2009 7:45:16 AM	
67	CCB	Unknown	DX120_14min	Finished	9/1/2009 8:01:35 AM	
68	LCS,,3	Unknown	DX120_14min	Finished	9/1/2009 8:17:57 AM	
69	LCS DUP,,3	Unknown	DX120_14min	Finished	9/1/2009 8:34:21 AM	
70	LJK37	Unknown	DX120_14min	Finished	9/1/2009 8:50:46 AM	
71	LJK4A	Unknown	DX120_14min	Finished	9/1/2009 9:07:11 AM	
[redacted]	CCV,,2	Unknown	DX120_14min	Running	9/1/2009 9:23:36 AM	
73	CCB	Unknown	DX120_14min	Single		
74	Halt	Unknown	DX120_Halt	Single		

led
SS
9.1.09.

Chromeleon © Dionex Corporation. Version 6.80 Build 2212

ort Date : 01-Sep-2009 10:17

TestAmerica North Canton

INITIAL CALIBRATION DATA

rt Cal Date : 24-AUG-2009 13:36
Cal Date : 24-AUG-2009 15:47
nt Method : ESTD
get Version : 4.14
egrator : Falcon
hod file : \\cansvr11\chem\WET\ic120.i\083109.b\DX120.m
t Edit : 01-Sep-2009 10:07 scotts

ibration File Names:
el 1: \\cansvr11\chem\WET\ic120.i\082409.b\0010.d
el 2: \\cansvr11\chem\WET\ic120.i\082409.b\0009.d
el 3: \\cansvr11\chem\WET\ic120.i\082409.b\0008.d
el 4: \\cansvr11\chem\WET\ic120.i\082409.b\0007.d
el 5: \\cansvr11\chem\WET\ic120.i\082409.b\0006.d
el 6: \\cansvr11\chem\WET\ic120.i\082409.b\0005.d
el 7: \\cansvr11\chem\WET\ic120.i\082409.b\0004.d
el 8: \\cansvr11\chem\WET\ic120.i\082409.b\0003.d
el 9: \\cansvr11\chem\WET\ic120.i\082409.b\0002.d

ompound	0.0500000 Level 1	0.2500000 Level 2	0.5000000 Level 3	1.0000 Level 4	2.5000 Level 5	4.0000 Level 6	Curve	Coefficients b	m1	m2	%RSD or R^2
	5.0000 Level 7	7.5000 Level 8	10.0000 Level 9								
1 Fluoride	11509040	9914944	9722824	9593420	9948203	10270836					
	10473934	10884966	11209443				AVRG		10391957		6.53579
2 Chloride	7729512	6780579	7050573	7629463	8653788	9240974					
	9501463	9866187	10106777				AVRG		8506591		14.65456
3 Nitrite	15427500	14728952	14460830	14518400	15118127	15521267					
	15579640	16152147	16836856				AVRG		15371524		5.07042

ort Date : 01-Sep-2009 10:17

TestAmerica North Canton

INITIAL CALIBRATION DATA

rt Cal Date : 24-AUG-2009 13:36
Cal Date : 24-AUG-2009 15:47
nt Method : ESTD
get Version : 4.14
egrator : Falcon
hod file : \\cansvr11\chem\WET\ic120.i\083109.b\DX120.m
t Edit : 01-Sep-2009 10:07 scotts

ompound	0.0500000 Level 1	0.2500000 Level 2	0.5000000 Level 3	1.0000 Level 4	2.5000 Level 5	4.0000 Level 6	Curve	Coefficients b	m1	m2	%RSD or R^2
	5.0000 Level 7	7.5000 Level 8	10.0000 Level 9								
4 Bromide	3665325	2879955	2745431	2761982	2819322	2921120					
	2956530	3074972	3182593				AVRG		3000803		9.55892
5 Nitrate	20893480	16474036	15685910	15686200	15878503	16367173					
	16690577	17382052	18026022				AVRG		17009328		9.71404
6 Phosphate	199904	1479026	3777149	6912627	15888732	25698091					
	31664955	47956735	65575961				LINR	0.00774	6480670		0.99947
7 Sulfate	5766715	4849300	4942709	5002002	5335706	5747531					
	5934506	6326987	6632319				AVRG		5615308		11.22175

ort Date : 25-Aug-2009 17:02

TestAmerica North Canton

INITIAL CALIBRATION DATA

rt Cal Date : 24-AUG-2009 13:36
Cal Date : 24-AUG-2009 15:47
at Method : ESTD
get Version : 4.14
egrator : Falcon
iod file : \\cansvr11\dd\chem\WET\ic120.i\082409.b\DX120.m
t Edit : 25-Aug-2009 12:10 scotts

ibration File Names:
el 1: \\cansvr11\dd\WET\ic120.i\082409.b\0010.d
el 2: \\cansvr11\dd\WET\ic120.i\082409.b\0009.d
el 3: \\cansvr11\dd\WET\ic120.i\082409.b\0008.d
el 4: \\cansvr11\dd\WET\ic120.i\082409.b\0007.d
el 5: \\cansvr11\dd\WET\ic120.i\082409.b\0006.d
el 6: \\cansvr11\dd\WET\ic120.i\082409.b\0005.d
el 7: \\cansvr11\dd\WET\ic120.i\082409.b\0004.d
el 8: \\cansvr11\dd\WET\ic120.i\082409.b\0003.d
el 9: \\cansvr11\dd\WET\ic120.i\082409.b\0002.d

ompound	0.0500000 Level 1	0.2500000 Level 2	0.5000000 Level 3	1.0000 Level 4	2.5000 Level 5	4.0000 Level 6	Curve	Coefficients b	m1	m2	%RSD or R^2
	5.0000 Level 7	7.5000 Level 8	10.0000 Level 9								
t Fluoride	11509040	9914944	9722824	9593420	9948203	10270836					
	10473934	10884966	11209443				AVRG		10391957		6.53579
2 Chloride	7729512	6780579	7050573	7629463	8653788	9240974					
	9501463	9866187	10106777				AVRG		8506591		14.65456
3 Nitrite	15427500	14728952	14460830	14518400	15118127	15521267					
	15579640	16152147	16836856				AVRG		15371524		5.07042

ort Date : 25-Aug-2009 17:02

TestAmerica North Canton

INITIAL CALIBRATION DATA

rt Cal Date : 24-AUG-2009 13:36
Cal Date : 24-AUG-2009 15:47
nt Method : ESTD
get Version : 4.14
egrator : Falcon
nod file : \\cansvr11\dd\chem\WET\ic120.i\082409.b\DX120.m
t Edit : 25-Aug-2009 12:10 scotts

mpound	0.0500000 Level 1	0.2500000 Level 2	0.5000000 Level 3	1.0000 Level 4	2.5000 Level 5	4.0000 Level 6	Curve	Coefficients b	m1	m2	%RSD or R^2
	5.0000 Level 7	7.5000 Level 8	10.0000 Level 9								
Bromide	3665325	2879955	2745431	2761982	2819322	2921120					
	2956530	3074972	3182593				AVRG		3000803		9.55892
Nitrate	20893480	16474036	15685910	15686200	15878503	16367173					
	16690577	17382052	18026022				AVRG		17009328		9.71404
Phosphate	199904	1479026	3777149	6912627	15888732	25698091					
	31664955	47956735	65575961				LINR	0.00774	6480670		0.99947
Sulfate	5766715	4849300	4942709	5002002	5335706	5747531					
	5934506	6326987	6632319				AVRG		5615308		11.22175

Data File: \\cansvr11\chem\WET\ic120.i\083109.b\0002.d
Report Date: 01-Sep-2009 10:07

TestAmerica North Canton

CONTINUING CALIBRATION COMPOUNDS

Instrument ID: ic120.i Injection Date: 31-AUG-2009 14:13
Lab File ID: 0002.d Init. Cal. Date(s): 24-AUG-2009 24-AUG-2009
Analysis Type: WATER Init. Cal. Times: 13:36 15:47
Lab Sample ID: ICV Quant Type: ESTD
Method: \\cansvr11\chem\WET\ic120.i\083109.b\DX120.m

COMPOUND	RRF / AMOUNT	RF3	CCAL RRF3	MIN RRF	%D / %DRIFT	MAX %D / %DRIFT	CURVE TYPE
1 Fluoride	10391957	9918574	9918574	0.010	4.55528	10.00000	Averaged
2 Chloride	8506591	8566178	8566178	0.010	-0.70049	10.00000	Averaged
3 Nitrite	15371524	14539755	14539755	0.010	5.41111	10.00000	Averaged
4 Bromide	3000803	2787047	2787047	0.010	7.12331	10.00000	Averaged
5 Nitrate	17009328	15961721	15961721	0.010	6.15901	10.00000	Averaged
6 Phosphate	2.50000	2.49565	6449339	0.010	0.17384	10.00000	Linear
7 Sulfate	5615308	5319383	5319383	0.010	5.26998	10.00000	Averaged

Data File: \\cansvr11\chem\WET\ic120.i\083109.b\0014.d
Report Date: 01-Sep-2009 10:07

TestAmerica North Canton

CONTINUING CALIBRATION COMPOUNDS

Instrument ID: ic120.i Injection Date: 31-AUG-2009 17:30
Lab File ID: 0014.d Init. Cal. Date(s): 24-AUG-2009 24-AUG-2009
Analysis Type: WATER Init. Cal. Times: 13:36 15:47
Lab Sample ID: CCV Quant Type: ESTD
Method: \\cansvr11\chem\WET\ic120.i\083109.b\DX120.m

COMPOUND	RRF / AMOUNT	RF3	CCAL RRF3	MIN RRF	%D / %DRIFT	MAX %D / %DRIFT	CURVE TYPE
1 Fluoride	10391957	10011654	10011654	0.010	3.65959	10.00000	Averaged
2 Chloride	8506591	8680154	8680154	0.010	-2.04034	10.00000	Averaged
3 Nitrite	15371524	14885333	14885333	0.010	3.16293	10.00000	Averaged
4 Bromide	3000803	2846100	2846100	0.010	5.15539	10.00000	Averaged
5 Nitrate	17009328	16471867	16471867	0.010	3.15980	10.00000	Averaged
6 Phosphate	2.50000	2.76865	7157006	0.010	-10.74582	10.00000	Linear<-
7 Sulfate	5615308	5370042	5370042	0.010	4.36781	10.00000	Averaged

TEST AMERICA

310.1

9245094/5

3923

Analyst_____

LCS _____

ms 9245057/8

Date _____

Sample Name	Run Date	Run Time	Conductivity	pH	P-Alk	Total Alk	BiCarbonate	Carbonate	Hydroxide	Fluoride	T Hardness
PH 10	09/01/2009	8:56 AM	0000.00	9.9981	0.0000	0.0000	0.0000	0.0000	0.0000	0.0000	.00
PH 7	09/01/2009	9:01 AM	0000.00	7.0921	0.0000	0.0000	0.0000	0.0000	0.0000	0.0000	.00
PH 7	09/01/2009	9:11 AM	0000.00	7.0963	0.0000	0.0000	0.0000	0.0000	0.0000	0.0000	.00
PH 10	09/01/2009	11:34 AM	0000.00	10.0398 ✓	0.0000	0.0000	0.0000	0.0000	0.0000	0.0000	.00
PH 7	09/01/2009	11:40 AM	0000.00	7.0062 ✓	0.0000	0.0000	0.0000	0.0000	0.0000	0.0000	.00
LCS P167-506 42.9	09/01/2009	11:52 AM	0000.00	8.8800	18.1129	43.1107	6.8849	36.2258	0.0000	0.0000	.00
BLANK	09/01/2009	12:02 PM	0000.00	8.9924	0.0000	4.5412	4.5412	0.0000	0.0000	0.0000	.00
PH 7-1	09/01/2009	12:07 PM	0000.00	7.0062 ✓	0.0000	0.0000	0.0000	0.0000	0.0000	0.0000	.00
LJK51	09/01/2009	2:38 PM	0000.00	7.6743	0.0000	0.0000	0.0000	0.0000	0.0000	0.0000	.00
LJPW8	09/01/2009	2:53 PM	0000.00	7.2152	0.0000	174.0115	174.0115	0.0000	0.0000	0.0000	.00
LJPXM	09/01/2009	3:04 PM	0000.00	6.6743	0.0000	49.4918	49.4918	0.0000	0.0000	0.0000	.00
LJTCV	09/01/2009	3:13 PM	0000.00	5.3799	0.0000	6.1067	6.1067	0.0000	0.0000	0.0000	.00
LJTDX	09/01/2009	3:24 PM	0000.00	6.7584	0.0000	31.5012	31.5012	0.0000	0.0000	0.0000	.00
LJ3PK	09/01/2009	3:38 PM	0000.00	7.8417	0.0000	278.2185	278.2185	0.0000	0.0000	0.0000	.00
LJ3PQ	09/01/2009	3:54 PM	0000.00	6.7624	0.0000	361.7131	361.7131	0.0000	0.0000	0.0000	.00
LJ3PR	09/01/2009	4:20 PM	0000.00	7.7556	0.0000	291.3056	291.3056	0.0000	0.0000	0.0000	.00
LJ3PT	09/01/2009	4:32 PM	0000.00	6.7236	0.0000	134.4630	134.4630	0.0000	0.0000	0.0000	.00
✓ LJK51 5X	09/01/2009	4:52 PM	0000.00	7.9214	0.0000	618.5181 X5	618.5181	0.0000	0.0000	0.0000	.00
PH 7A	09/01/2009	4:57 PM	0000.00	7.0184 ✓	0.0000	0.0000	0.0000	0.0000	0.0000	0.0000	.00
LJ3PW	09/01/2009	5:18 PM	0000.00	7.2252	0.0000	651.4847	651.4847	0.0000	0.0000	0.0000	.00

LJK51 → 618.52 X 5 = 3092.6

North Canton

3924

Analyst_____

LCS _____

Date _____

Sample Name	Run Date	Run Time	Conductivity	pH	P-Alk	Total Alk	BiCarbonate	Carbonate	Hydroxide	Fluoride	T Hardness
LJ3PX	09/01/2009	5:39 PM	0000.00	7.1679	0.0000	653.2821	653.2821	0.0000	0.0000	0.0000	.00
LJ3P0	09/01/2009	6:07 PM	0000.00	7.3581	0.0000	1062.1752	1062.1752	0.0000	0.0000	0.0000	.00
LJ3P1	09/01/2009	6:35 PM	0000.00	7.1474	0.0000	1066.0509	1066.0509	0.0000	0.0000	0.0000	.00
LJ3P4	09/01/2009	7:00 PM	0000.00	7.3419	0.0000	851.1691	851.1691	0.0000	0.0000	0.0000	.00
LJ3P5	09/01/2009	7:16 PM	0000.00	6.8239	0.0000	408.8340	408.8340	0.0000	0.0000	0.0000	.00
LJ3P6	09/01/2009	7:30 PM	0000.00	7.9785	0.0000	238.2353	238.2353	0.0000	0.0000	0.0000	.00
LJ3P7	09/01/2009	7:43 PM	0000.00	7.9828	0.0000	270.2411	270.2411	0.0000	0.0000	0.0000	.00
LJ3P8	09/01/2009	7:58 PM	0000.00	8.1547	0.0000	256.4012	256.4012	0.0000	0.0000	0.0000	.00
LJ3P9	09/01/2009	8:13 PM	0000.00	7.1208	0.0000	385.0109	385.0109	0.0000	0.0000	0.0000	.00
PH 7 B	09/01/2009	8:18 PM	0000.00	7.0082	0.0000	0.0000	0.0000	0.0000	0.0000	0.0000	.00
LCS P167-506 42.9	09/01/2009	8:30 PM	0000.00	8.8614	16.8864	43.6627	9.8900	33.7728	0.0000	0.0000	.00
BLANK 2	09/01/2009	8:40 PM	0000.00	7.9563	0.0000	4.5098	4.5098	0.0000	0.0000	0.0000	.00
LJ3QA	09/01/2009	8:54 PM	0000.00	8.0670	0.0000	276.1450	276.1450	0.0000	0.0000	0.0000	.00
LJPW8 MS	09/01/2009	9:11 PM	0000.00	9.4680	82.8602	473.1884	307.4681	165.7204	0.0000	0.0000	.00
LJPW8 MSD	09/01/2009	9:30 PM	0000.00	9.4331	83.9462	479.9543	312.0618	167.8925	0.0000	0.0000	.00
LJ3QC	09/01/2009	9:52 PM	0000.00	7.1659	0.0000	729.4909	729.4909	0.0000	0.0000	0.0000	.00
LJ3QE	09/01/2009	10:06 PM	0000.00	8.0674	0.0000	270.3103	270.3103	0.0000	0.0000	0.0000	.00
LJ3QF	09/01/2009	10:15 PM	0000.00	7.0534	0.0000	3.9508	3.9508	0.0000	0.0000	0.0000	.00
LJPKG	09/01/2009	10:37 PM	0000.00	7.5367	0.0000	721.5006	721.5006	0.0000	0.0000	0.0000	.00
LJPKT	09/01/2009	10:54 PM	0000.00	8.1843	0.0000	440.5914	440.5914	0.0000	0.0000	0.0000	.00
PH 7 C	09/01/2009	10:58 PM	0000.00	7.0062	0.0000	0.0000	0.0000	0.0000	0.0000	0.0000	.00
LJPKV	09/01/2009	11:16 PM	0000.00	8.1557	0.0000	453.5349	453.5349	0.0000	0.0000	0.0000	.00
LJPME	09/01/2009	11:32 PM	0000.00	8.0449	0.0000	425.4827	425.4827	0.0000	0.0000	0.0000	.00
LJPNK	09/01/2009	11:53 PM	0000.00	8.0368	0.0000	608.6639	608.6639	0.0000	0.0000	0.0000	.00
LJPNN	09/02/2009	12:13 AM	0000.00	8.0247	0.0000	618.7908	618.7908	0.0000	0.0000	0.0000	.00

North Canton

3925

Analyst_____

LCS _____

Date _____

Sample Name	Run Date	Run Time	Conductivity	pH	P-Alk	Total Alk	BiCarbonate	Carbonate	Hydroxide	Fluoride	T Hardness
LJPNP	09/02/2009	12:33 AM	0000.00	8.0759	0.0000	579.3016	579.3016	0.0000	0.0000	0.0000	.00
LJPNQ	09/02/2009	12:50 AM	0000.00	8.1559	0.0000	504.5612	504.5612	0.0000	0.0000	0.0000	.00
LJPNQ MS	09/02/2009	1:14 AM	0000.00	9.2752	127.4297	780.6607	525.8014	254.8593	0.0000	0.0000	.00
LJPNQ MSD	09/02/2009	1:36 AM	0000.00	9.3042	125.5990	786.2627	535.0646	251.1981	0.0000	0.0000	.00
LJQ8A	09/02/2009	1:52 AM	0000.00	8.2607	2.3076	327.0337	322.4186	4.6151	0.0000	0.0000	.00
LJQ8H	09/02/2009	2:06 AM	0000.00	8.1869	0.0000	321.7130	321.7130	0.0000	0.0000	0.0000	.00
PH7 D	09/02/2009	2:11 AM	0000.00	6.9980	0.0000	0.0000	0.0000	0.0000	0.0000	0.0000	.00
LJQ8J	09/02/2009	2:29 AM	0000.00	8.0068	0.0000	474.0298	474.0298	0.0000	0.0000	0.0000	.00
LJQ8K	09/02/2009	2:48 AM	0000.00	8.0313	0.0000	568.0728	568.0728	0.0000	0.0000	0.0000	.00
LJQ8L	09/02/2009	3:04 AM	0000.00	8.3514	6.6055	400.5547	387.3438	13.2109	0.0000	0.0000	.00
LJQ8M	09/02/2009	3:13 AM	0000.00	7.3198	0.0000	4.0997	4.0997	0.0000	0.0000	0.0000	.00
LJX5T	09/02/2009	3:23 AM	0000.00	6.3604	0.0000	30.4195	30.4195	0.0000	0.0000	0.0000	.00
LJX58	09/02/2009	3:33 AM	0000.00	6.3050	0.0000	17.2094	17.2094	0.0000	0.0000	0.0000	.00
LJ3PV	09/02/2009	3:47 AM	0000.00	8.1241	0.0000	283.1174	283.1174	0.0000	0.0000	0.0000	.00
LJPNK DUP	09/02/2009	4:06 AM	0000.00	8.0625	0.0000	586.1476	586.1476	0.0000	0.0000	0.0000	.00
LJPNQ DUP	09/02/2009	4:24 AM	0000.00	8.1961	0.0000	496.5015	496.5015	0.0000	0.0000	0.0000	.00
LJ3PV MS	09/02/2009	4:44 AM	0000.00	9.5399	119.3994	573.2755	334.4767	238.7989	0.0000	0.0000	.00
PH 7 F	09/02/2009	4:49 AM	0000.00	6.9897	0.0000	0.0000	0.0000	0.0000	0.0000	0.0000	.00
LJ3PV MSD	09/02/2009	5:08 AM	0000.00	9.4296	92.1901	529.1956	344.8154	184.3801	0.0000	0.0000	.00
PH 7 E	09/02/2009	5:13 AM	0000.00	6.9918	0.0000	0.0000	0.0000	0.0000	0.0000	0.0000	.00

IAN

IAN

North Canton

Test America

3933

Analyst_____

LCS _____

Date _____

Sample Name	Run Date	Run Time	Conductivity	pH	P-Alk	Total Alk	BiCarbonate	Carbonate	Hydroxide	Fluoride	Acid Volume	Acidity
PH 10	09/02/2009	11:47 AM	0000.00	9.9943 ✓	0.0000	0.0000	0.0000	0.0000	0.0000	0.0000	.00	.00
PH 7	09/02/2009	11:52 AM	0000.00	7.0000 ✓	0.0000	0.0000	0.0000	0.0000	0.0000	0.0000	.00	.00
LCS P167-506 42.9	09/02/2009	12:04 PM	0000.00	8.8740	17.9037	42.5874	6.7801	35.8073	0.0000	0.0000	.00	.00
BLANK	09/02/2009	12:14 PM	0000.00	9.1886	0.5730	4.4292	3.2832	1.1460	0.0000	0.0000	.00	.00
PH 7-1	09/02/2009	12:19 PM	0000.00	6.9980	0.0000	0.0000	0.0000	0.0000	0.0000	0.0000	.00	.00

North Canton

Test America

310.1

9246074/6

Analyst_____
LCS _____
Date _____

Sample Name	Run Date	Run Time	Conductivity	pH	P-Alk	Total Alk	BiCarbonate	Carbonate	Hydroxide	Fluoride	Acid Volume	Acidity
LJWDQ	09/02/2009	4:07 PM	0000.00	6.3533	0.0000	62.2709	62.2709	0.0000	0.0000	0.0000	.00	.00
LJWD4	09/02/2009	4:16 PM	0000.00	5.5277	0.0000	7.3844	7.3844	0.0000	0.0000	0.0000	.00	.00
LJWD4 MS	09/02/2009	4:34 PM	0000.00	9.7522	115.8587	491.2800	259.5626	231.7175	0.0000	0.0000	.00	.00
LJWD4 MSD	09/02/2009	4:52 PM	0000.00	9.8365	125.6088	495.5084	244.2908	251.2175	0.0000	0.0000	.00	.00
LJWF7	09/02/2009	5:08 PM	0000.00	7.8400	0.0000	387.5605	387.5605	0.0000	0.0000	0.0000	.00	.00
LJWGA	09/02/2009	5:25 PM	0000.00	8.1029	0.0000	403.4074	403.4074	0.0000	0.0000	0.0000	.00	.00
LJVVK	09/02/2009	5:42 PM	0000.00	7.9079	0.0000	432.3663	432.3663	0.0000	0.0000	0.0000	.00	.00
LJVVP	09/02/2009	6:01 PM	0000.00	7.6860	0.0000	561.4980	561.4980	0.0000	0.0000	0.0000	.00	.00
LJVVQ	09/02/2009	6:15 PM	0000.00	8.1315	0.0000	274.4545	274.4545	0.0000	0.0000	0.0000	.00	.00
LJVV3	09/02/2009	6:29 PM	0000.00	8.1396	0.0000	268.0261	268.0261	0.0000	0.0000	0.0000	.00	.00
PH 7	09/02/2009	6:34 PM	0000.00	7.0165	0.0000	0.0000	0.0000	0.0000	0.0000	0.0000	.00	.00
LJVVO	09/02/2009	6:47 PM	0000.00	8.0985	0.0000	233.8019	233.8019	0.0000	0.0000	0.0000	.00	.00
LJVWF	09/02/2009	7:04 PM	0000.00	11.4385	231.8527	261.2242	0.0000	58.7431	202.4811	0.0000	.00	.00
LJVWG	09/02/2009	7:31 PM	0000.00	7.8148	0.0000	967.8844	967.8844	0.0000	0.0000	0.0000	.00	.00
LJVWL	09/02/2009	8:00 PM	0000.00	7.6834	0.0000	1089.1632	1089.1632	0.0000	0.0000	0.0000	.00	.00
LJVWP	09/02/2009	8:17 PM	0000.00	8.0117	0.0000	407.0458	407.0458	0.0000	0.0000	0.0000	.00	.00
LJVWQ	09/02/2009	8:33 PM	0000.00	8.0363	0.0000	397.8812	397.8812	0.0000	0.0000	0.0000	.00	.00
LJVWR	09/02/2009	8:42 PM	0000.00	7.2872	0.0000	4.3292	4.3292	0.0000	0.0000	0.0000	.00	.00
LJVWV	09/02/2009	9:01 PM	0000.00	7.7571	0.0000	529.7521	529.7521	0.0000	0.0000	0.0000	.00	.00
LJVWO	09/02/2009	9:18 PM	0000.00	7.8103	0.0000	471.2087	471.2087	0.0000	0.0000	0.0000	.00	.00

3934

North Canton

3935

Analyst_____

LCS _____

Date _____

Sample Name	Run Date	Run Time	Conductivity	pH	P-Alk	Total Alk	BiCarbonate	Carbonate	Hydroxide	Fluoride	Acid Volume	Acidity
LJVW3	09/02/2009	9:27 PM	0000.00	7.0390	0.0000	4.0967	4.0967	0.0000	0.0000	0.0000	.00	.00
PH 7A	09/02/2009	9:33 PM	0000.00	7.0020	0.0000	0.0000	0.0000	0.0000	0.0000	0.0000	.00	.00
BLANK 2	09/02/2009	9:42 PM	0000.00	7.5128	0.0000	4.2299	4.2299	0.0000	0.0000	0.0000	.00	.00
LCS P167506 TV42.9	09/02/2009	9:55 PM	0000.00	8.8481	22.7556	48.6255	3.1143	45.5112	0.0000	0.0000	.00	.00
LJVW4	09/02/2009	10:15 PM	0000.00	7.8429	0.0000	639.9859	639.9859	0.0000	0.0000	0.0000	.00	.00
LJVW5	09/02/2009	10:48 PM	0000.00	7.8839	0.0000	1259.1519	1259.1519	0.0000	0.0000	0.0000	.00	.00
LJVW5 MS	09/02/2009	11:26 PM	0000.00	8.6160	92.3751	1637.7969	1453.0466	184.7503	0.0000	0.0000	.00	.00
LJVW5 MSD	09/03/2009	12:04 AM	0000.00	8.6262	96.8622	1643.0757	1449.3512	193.7245	0.0000	0.0000	.00	.00
LJVW6	09/03/2009	12:21 AM	0000.00	8.1607	0.0000	461.7797	461.7797	0.0000	0.0000	0.0000	.00	.00
LJVW7	09/03/2009	12:39 AM	0000.00	7.9412	0.0000	486.8712	486.8712	0.0000	0.0000	0.0000	.00	.00
LJ2G5	09/03/2009	1:00 AM	0000.00	7.3671	0.0000	630.2213	630.2213	0.0000	0.0000	0.0000	.00	.00
LJ2HA	09/03/2009	1:21 AM	0000.00	7.4655	0.0000	671.3801	671.3801	0.0000	0.0000	0.0000	.00	.00
PH 7 B	09/03/2009	1:25 AM	0000.00	7.0000	0.0000	0.0000	0.0000	0.0000	0.0000	0.0000	.00	.00
LJ2HC 2X	09/03/2009	1:43 AM	0000.00	8.5917	12.4390	489.3495 X2	464.4715	24.8780	0.0000	0.0000	.00	.00
LJ2HD	09/03/2009	1:56 AM	0000.00	9.2128	18.6563	148.4613	111.1488	37.3125	0.0000	0.0000	.00	.00
LJ2HE	09/03/2009	2:07 AM	0000.00	7.6830	0.0000	114.6789	114.6789	0.0000	0.0000	0.0000	.00	.00
LJ2HF	09/03/2009	2:26 AM	0000.00	8.2532	3.5457	532.3192	525.2277	7.0915	0.0000	0.0000	.00	.00
LJ2HG	09/03/2009	2:38 AM	0000.00	7.6850	0.0000	115.0816	115.0816	0.0000	0.0000	0.0000	.00	.00
LJ2HM	09/03/2009	2:53 AM	0000.00	7.5703	0.0000	351.2627	351.2627	0.0000	0.0000	0.0000	.00	.00
LJ2HP	09/03/2009	3:27 AM	0000.00	9.4412	231.0084	1435.5199	973.5032	462.0168	0.0000	0.0000	.00	.00
LJ2HR	09/03/2009	3:45 AM	0000.00	7.2112	0.0000	462.1129	462.1129	0.0000	0.0000	0.0000	.00	.00
LJ2HT	09/03/2009	4:13 AM	0000.00	8.2657	1.3427	1050.8602	1048.1748	2.6854	0.0000	0.0000	.00	.00
LJ2HV	09/03/2009	4:25 AM	0000.00	8.1982	0.0000	164.2125	164.2125	0.0000	0.0000	0.0000	.00	.00
PH 7 C	09/03/2009	4:30 AM	0000.00	6.9918	0.0000	0.0000	0.0000	0.0000	0.0000	0.0000	.00	.00
LJ2HW 5X	09/03/2009	5:24 AM	0000.00	10.6642	1112.2731	2421.8789 X5	197.3328	2224.5461	0.0000	0.0000	.00	.00

LJ2HC 2X → 489.3495 X 2 = 978.7

2HW 5X → 2421.8789 X 5 = 12109.4

North Canton

3936

Analyst_____

LCS _____

Date _____

Sample Name	Run Date	Run Time	Conductivity	pH	P-Alk	Total Alk	BiCarbonate	Carbonate	Hydroxide	Fluoride	Acid Volume	Acidity
LJ2HX	09/03/2009	5:52 AM	0000.00	8.0732	0.0000	1049.0144	1049.0144	0.0000	0.0000	0.0000	.00	.00
PH 7 D	09/03/2009	5:56 AM	0000.00	6.9897	0.0000	0.0000	0.0000	0.0000	0.0000	0.0000	.00	.00

North Canton

Calibration Report

Calibration Record # 3956

Calibration Settings

Calibration ID	PH CAL 4-7	Date	09/01/2009
Channel	1	Time	11:29 AM
Probe Type	pH	Temperature	296.40 K 23.25 C
Probe ID	PH ELECTRODE WCP 39	Analysis Type	Single Line Fit

Calibration Results

Slope	-59.487	CorrCoeff	1.0000
Intercept	-21.600	Equation: Y = (-59.487) X + (-21.600)	

Calibration Validity **True** Operator A

	Result	Minimum	Maximum
Slope	-59.487	-250.00	-45.00
Intercept	-21.600	-800.00	200.00
Correlation Coefficient	1.0000	1.00	1.00

Note: "True" means the calibration was within the specified ranges
"False" means the calibration was NOT within the specified ranges

Calibration Data	**Standard**	**Reading**
	4.00 H13516	156.86
	7.00 H16502	-21.60
	10.00 H 02521	

LCS P167-506 TV 42.9

ms/msD AL 9002

.02N H_2SO_4 WR 90710

.0207 N

CALRPRTLive1.SRW
Copyright Hinterland Software Ltd.

TestAmerica, North Canton

350.3 Ammonia ISE Logsheet

Analysis	NH3	**LCS lot #:**	Q027-505	Batch:	9245150-1-2-3
Prep Date	09/02/09	**LCS TV mg/L=**	6.47		
Anal Date	09/02/09				
		Ionic strength adj buffer		Reagent #:	WR90951
Analyst	JB/JAK				
	RL 0.2 MG/L	**Instrument**	Orion Model 520		
		PROBE:	*WCP 16*		

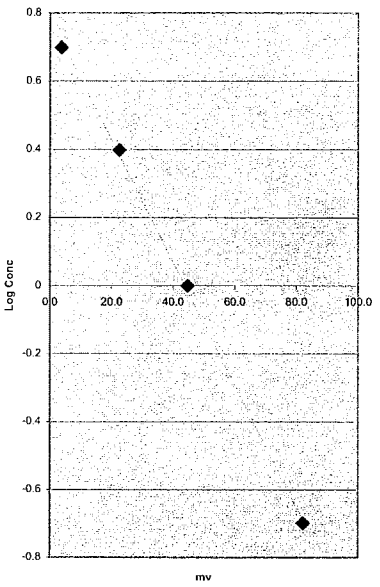

Std No.	Conc mg/L	log conc	mv		
NH9442	0.2	-0.69897	82.1	Slope	-55.6418
NH9443	1	0	44.7	**Intercept**	43.8355
NH9444	2.5	0.39794001	22.6	r	-0.9995
NH9445	5	0.69897	3.8		
CCV NH9452					
CURVE 8-26-09					

Sample No	MV	**Sample Vol** ml or g	Final Vol ml	Dilution	Final Conc MG/L or MG/KG	
ICV	20.8	50	50	1	2.5942	104%
ICB	113.7	50	50	1	0.0555	
LCS	17.8	50	50	2	5.8741	91%
LJ432	14.8	50	50	1	3.3253	
LJK11	59.5	50	50	1	0.5230	
LJK28	62.8	50	50	1	0.4562	
LJK3F	18.8	50	50	2	5.6360	
LJK3G	52.2	50	50	1	0.7074	
LJK3H	63.7	50	50	1	0.4395	
LJK3K	59.6	50	50	1	0.5208	
LJK3K MS	16.8	50	50	1	3.0612	
LJK3K MSD	17.1	50	50	1	3.0234	
CCV	20.7	50	50	1	2.6049	104%
CCB	119.8	50	50	1	0.0431	
LJK3M	55.9	50	50	1	0.6070	
LJK3P	28	50	50	1	1.9257	
LJK3R	88	50	50	1	0.1608	
LJK3T	63.4	50	50	1	0.4450	
LJK3W	89.3	50	50	1	0.1524	
LJK32	68.2	50	50	1	0.3649	
LJK34	54.6	50	50	1	0.6405	
LJK36	50.9	50	50	1	0.7465	
LJK37	41.3	50	50	1	1.1106	
LJK4A	47.4	50	50	1	0.8629	
CCV	21.9	50	50	1	2.4787	99%
CCB	114.3	50	50	1	0.0542	
LJK51	16.3	50	50	100	312.5153	
LJLXR	52.8	50	50	1	0.6901	
LJLXV	89.8	50	50	1	0.1493	
BLK	129.9	50	50	1	0.0284	
LCS	18.5	50	50	2	5.7064	88%
LJPW8	66.8	50	50	1	0.3866	
LJPXM	89.1	50	50	1	0.1536	
LJTCV	98.7	50	50	1	0.1033	

LJTDX	109.6	50	50	1	0.0658	3%			
LJV1L	112.5	50	50	1	0.0583				
CCV	23.1	50	50	1	2.3586	94%			
CCB	119.6	50	50	1	0.0435				
LJV1L MS	24.1	50	50	1	2.2630				
LJV1L MSD	23.9	50	50	1	2.2818				
LJWDQ	34.2	50	50	1	1.4899				
LJWD4	106.7	50	50	1	0.0742				
LJWF7	84.7	50	50	1	0.1843				
LJWGA	19.7	50	50	1	2.7150				
LJX5T	63.8	50	50	1	0.4377				
LJX58	108.5	50	50	1	0.0688				
LJ5R2	113.6	50	50	1	0.0557				
LJ43N	94.3	50	50	1	0.1239				
CCV	22.8	50	50	1	2.3881	96%			
CCB	110.2	50	50	1	0.0642				

92 5 12 17, 0, 1
5310C, 9060, 415.1

```
*******************************************************************
**          OI Analytical Model 1010 TOC          **
**                RUN SETUP                       **
*******************************************************************
```

196+250

Operator: Unknown
Data Path: C:\PROGRA~1\OIANAL~2\TOCREP~1\DATA10\082709
WinTOC Version: 5.2 Firmware Version: 5.2
WinTOC Revision: rev 241 Firmware Revision: rev 364

Report To File: Enabled Naming Mode: Automatic
Prefix: 0827 Index: 0

```
*******************************************************************
**              CONFIGURATION                      **
*******************************************************************
```

Analysis Mode: TOC Spl Intro: Autosampler 53
Remote Start : OFF

Loop Size: 1 mL Actual Volume 1mL 5mL 10mL 25mL

Loop A (uL):	1000	5000	10000	25000
Loop B (uL):	1000	5000	10000	25000

Tray Type: 53 Vial Vial Option: Septum Piercing
Needle Depth: 95 % Preacid Volume (uL): 200
Wash Needle Depth: 94 % Preacid Purge Time (min:sec): 0:30

Phosphoric Acid WR 90797
Sodium persulfate WR 90798
LCS P153-516
CCV TC 9061

	TIC	TOC	TC
Blank	----	----	----
Average:	300	881	260

Linearization Coeff: 61000

Sample Transfer Times (sec)

	Initial Fill			Loop Fill			Sample Inject
	Non-AS	AS	AS w/Sep	Non-AS	AS	AS w/Sep	(all)
1mL:	6.0	4.5	4.0	1.2	1.2	1.2	4.5
5mL:	8.1	7.2	6.8	5.1	5.1	4.2	9.3
10mL:	14.2	12.2	11.0	10.5	10.5	11.0	16.5
25mL:	35.0	35.0	32.0	n/a	n/a	n/a	38.0

Analog Concentration Signal indicates TOC
Analog Conc. Signal Timer is OFF, Timer duration (h:m:s): 00:00:00
Min Signal Range: 0.000 ppmC, Max Signal Range: 0.000 ppmC

Alarms DISABLED
Alarm Relay Timer is OFF, Timer duration (h:m:s): 00:00:00

Conc. Alarm Setpoints (ppm C)

	Low	High
TIC:	0.000	0.000
TOC:	0.000	0.000
TC:	0.000	0.000

```
*******************************************************************
**              CALIBRATION                        **
*******************************************************************
```

070109 Tue Jun 30 19:58:27 2009

Std. #	Used	Conc. (ppm)	Volume (mL)		
1	Yes	0.500	2.000	RF (ugC/k-cts):	1.590
2	Yes	5.000	2.000	R-Squared:	0.9987
3	Yes	10.000	2.000	Offset (cts):	873
4	Yes	25.000	2.000	Offset (ugC):	-1.388
5	Yes	50.000	2.000	Calibration Mode:	TOC
				Allow Editing:	No

Rep	Std. 1	Std. 2	Std. 3	Std. 4	Std. 5
1	2911	6604	12450	32249	63996
2	-	-	-	-	-
3	-	-	-	-	-
4	-	-	-	-	-
5	-	-	-	-	-
6	-	-	-	-	-
7	-	-	-	-	-
8	-	-	-	-	-
9	-	-	-	-	-
10	-	-	-	-	-

(* = unused)

****
** METHODS **
****

TOC Mon Jun 29 13:47:37 2009
Acid Volume: 200 uL Rinse Volume (mL): 20
Oxidant Volume: 1000 uL Rinses Per Rep: 0
Auto-Repeat Time: 00:00:00 (hr:min:sec) Rinses Per Sample: 1

	TIC	TOC	TC
React: (min:sec):	02:00	02:30	00:30
Detect: (min:sec):	01:15	01:30	00:45

****
** SEQUENCE **
****

082709 Thu Aug 27 10:05:42 2009

Start Pos/Vial #: 1, Stop Pos/Vial #: 4

Pos/ Vial	Sample Name	Method	Run Type	# Rep	Vol (mL)	# Blk	Dil Fact	Ovr Rng	Remarks
1	ZZZZZ	toc	Sample	3	2.000	6	1.00	No	
2	ICV	toc	Sample	1	2.000	0	1.00	No	
3	ICB	toc	Sample	1	2.000	0	1.00	No	
4	LCS	toc	Sample	1	2.000	0	1.00	No	P153-51

Pos#	Remarks
4	P153-516 TV 34.7

Pos#	Path for Trend Data file
4	C:\PROGRA~1\OIANAL~2\TOCREP~1\DATA10\TREND\2.CSV

****
** RESULTS - 082709 **
****

Pos/Vial: 1 Name: ZZZZZ Analyzed: 27Aug2009 10:15
Run ID: 0 Meth: toc Vol (mL): 2.000
Remarks: <none>

BLANKS				TIC Area (cts)	TIC Mass (ugC)	TIC Conc (ppm)	TOC Area (cts)	TOC Mass (ugC)	TOC Conc (ppm)	TC Area (cts)	TC Mass (ugC)	TC Conc (ppm)
Rep	Datafile	Date	Time									
1	0827000	27Aug2009	10:15	-	-	-	905	-	-	-	-	-
2	0827000	27Aug2009	10:23	-	-	-	716	-	-	-	-	-
3	0827000	27Aug2009	10:31	-	-	-	817	-	-	-	-	-
4	0827000	27Aug2009	10:40	-	-	-	743	-	-	-	-	-
5	0827000	27Aug2009	10:48	-	-	-	787	-	-	-	-	-
6	0827000	27Aug2009	10:58	-	-	-	719	-	-	-	-	-

Pos/Vial: 1 Name: ZZZZZ Analyzed: 27Aug2009 11:07
Run ID: 0 Meth: toc Vol (mL): 2.000
Remarks: <none>

SAMPLES				TIC Area (cts)	TIC Mass (ugC)	TIC Conc (ppm)	TOC Area (cts)	TOC Mass (ugC)	TOC Conc (ppm)	TC Area (cts)	TC Mass (ugC)	TC Conc (ppm)
Rep	Datafile	Date	Time									
1	0827001	27Aug2009	11:07	-	-	-	1478	1.159	0.580	-	-	-
2	0827001	27Aug2009	11:15	-	-	-	744	0.000	0.000	-	-	-
3	0827001	27Aug2009	11:25	-	-	-	623	0.000	0.000	-	-	-
Avg							948	0.317	0.159			
Std.Dev.							462.677					
RSD (%)							48.79					

Pos/Vial: 2 Name: ICV Analyzed: 27Aug2009 11:35
Run ID: 1 Meth: toc Vol (mL): 2.000
Remarks: <none>

SAMPLES				TIC Area (cts)	TIC Mass (ugC)	TIC Conc (ppm)	TOC Area (cts)	TOC Mass (ugC)	TOC Conc (ppm)	TC Area (cts)	TC Mass (ugC)	TC Conc (ppm)
Rep	Datafile	Date	Time									
1	0827002	27Aug2009	11:35	-	-	-	33011	51.293	25.646	-	-	-

TV = 25

Pos/Vial: 3 Name: ICB Analyzed: 27Aug2009 11:46
Run ID: 2 Meth: toc Vol (mL): 2.000
Remarks: <none>

SAMPLES				TIC Area (cts)	TIC Mass (ugC)	TIC Conc (ppm)	TOC Area (cts)	TOC Mass (ugC)	TOC Conc (ppm)	TC Area (cts)	TC Mass (ugC)	TC Conc (ppm)
Rep	Datafile	Date	Time									
1	0827003	27Aug2009	11:46	-	-	-	904	0.246	0.123	-	-	-

Pos/Vial: 4 Name: LCS Analyzed: 27Aug2009 11:56
Run ID: 3 Meth: toc Vol (mL): 2.000
Remarks: P153-516 TV 34.7

SAMPLES	TIC Area (cts)	TIC Mass (ugC)	TIC Conc (ppm)	TOC Area (cts)	TOC Mass (ugC)	TOC Conc (ppm)	TC Area (cts)	TC Mass (ugC)	TC Conc (ppm)

LCS

Rep	Datafile	Date	Time	TIC Area (cts)	TIC Mass (ugC)	TIC Conc (ppm)	TOC Area (cts)	TOC Mass (ugC)	TOC Conc (ppm)	TC Area (cts)	TC Mass (ugC)	TC Conc (ppm)
1	0827004	27Aug2009	11:56	-	-	-	48034	75.178	37.589	-	-	-

****
** SEQUENCE **
****

082709A Thu Aug 27 12:00:35 2009

Start Pos/Vial #: 1, Stop Pos/Vial #: 13

Pos/Vial	Sample Name	Method Type	Run Rep	# Vol (mL)	# Dil Fact	Ovr Blk	Remarks Rng
1	LJTCV/F	toc	Sample	4 2.000	0 1.00	No	
2	LJTCV-MS	toc	Sample	1 2.000	0 1.00	No	
3	LJTCV-MSD	toc	Sample	1 2.000	0 1.00	No	
4	LJPKG	toc	Sample	1 2.000	0 1.00	No	
5	LJPKG-MS	toc	Sample	1 2.000	0 1.00	No	
6	LJPKG-MSD	toc	Sample	1 2.000	0 1.00	No	
7	CCV	toc	Sample	1 2.000	0 1.00	No	
8	CCB	toc	Sample	1 2.000	0 1.00	No	
9	LJNRR	toc	Sample	1 2.000	0 1.00	No	
10	LJNRR-MS	toc	Sample	1 2.000	0 1.00	No	
11	LJNRR-MSD	toc	Sample	1 2.000	0 1.00	No	
12	CCV	toc	Sample	1 2.000	0 1.00	No	
13	CCB	toc	Sample	1 2.000	0 1.00	No	

****
** RESULTS - 082709A **
****

Pos/Vial: 1 Name: LJTCV/F Analyzed: 27Aug2009 12:10
Run ID: 4 Meth: toc Vol (mL): 2.000
Remarks: <none>

SAMPLES Rep	Datafile	Date	Time	TIC Area (cts)	TIC Mass (ugC)	TIC Conc (ppm)	TOC Area (cts)	TOC Mass (ugC)	TOC Conc (ppm)	TC Area (cts)	TC Mass (ugC)	TC Conc (ppm)
1	0827005	27Aug2009	12:10	-	-	-	3531	4.423	2.211	-	-	-
2	0827005	27Aug2009	12:18	-	-	-	3070	3.690	1.845	-	-	-
3	0827005	27Aug2009	12:26	-	-	-	2721	3.135	1.568	-	-	-
4	0827005	27Aug2009	12:36	-	-	-	2255	2.394	1.197	-	-	-
Avg							2894	3.411	1.705			
Std.Dev.							540.060					
RSD (%)							18.66					

Pos/Vial: 2 Name: LJTCV-MS Analyzed: 27Aug2009 12:46
Run ID: 1 Meth: toc Vol (mL): 2.000
Remarks: <none>

SAMPLES Rep	Datafile	Date	Time	TIC Area (cts)	TIC Mass (ugC)	TIC Conc (ppm)	TOC Area (cts)	TOC Mass (ugC)	TOC Conc (ppm)	TC Area (cts)	TC Mass (ugC)	TC Conc (ppm)
1	0827006	27Aug2009	12:46	-	-	-	19466	29.758	14.879	-	-	-

29.75

Pos/Vial: 3 Name: LJTCV-MSD Analyzed: 27Aug2009 12:57
Run ID: 2 Meth: toc Vol (mL): 2.000
Remarks: <none>

SAMPLES			TIC	TIC	TIC	TOC	TOC	TOC	TC	TC	TC
			Area	Mass	Conc	Area	Mass	Conc	Area	Mass	Conc
Rep	Datafile	Date Time	(cts)	(ugC)	(ppm)	(cts)	(ugC)	(ppm)	(cts)	(ugC)	(ppm)
1	0827007	27Aug2009 12:57	-	-	-	19034	29.071	14.535	-	-	-

29.07

Pos/Vial: 4 Name: LJPKG Analyzed: 27Aug2009 13:07
Run ID: 3 Meth: toc Vol (mL): 2.000
Remarks: <none>

SAMPLES			TIC	TIC	TIC	TOC	TOC	TOC	TC	TC	TC
			Area	Mass	Conc	Area	Mass	Conc	Area	Mass	Conc
Rep	Datafile	Date Time	(cts)	(ugC)	(ppm)	(cts)	(ugC)	(ppm)	(cts)	(ugC)	(ppm)
1	0827008	27Aug2009 13:07	-	-	-	12448	18.600	9.300	-	-	-

Pos/Vial: 5 Name: LJPKG-MS Analyzed: 27Aug2009 13:18
Run ID: 4 Meth: toc Vol (mL): 2.000
Remarks: <none>

SAMPLES			TIC	TIC	TIC	TOC	TOC	TOC	TC	TC	TC
			Area	Mass	Conc	Area	Mass	Conc	Area	Mass	Conc
Rep	Datafile	Date Time	(cts)	(ugC)	(ppm)	(cts)	(ugC)	(ppm)	(cts)	(ugC)	(ppm)
1	0827009	27Aug2009 13:18	-	-	-	23249	35.772	17.886	-	-	-

7
35.772
MPA 8/28/09

Pos/Vial: 6 Name: LJPKG-MSD Analyzed: 27Aug2009 13:28
Run ID: 5 Meth: toc Vol (mL): 2.000
Remarks: <none>

SAMPLES			TIC	TIC	TIC	TOC	TOC	TOC	TC	TC	TC
			Area	Mass	Conc	Area	Mass	Conc	Area	Mass	Conc
Rep	Datafile	Date Time	(cts)	(ugC)	(ppm)	(cts)	(ugC)	(ppm)	(cts)	(ugC)	(ppm)
1	0827010	27Aug2009 13:28	-	-	-	23840	36.712	18.356	-	-	-

36.712

Pos/Vial: 7 Name: CCV Analyzed: 27Aug2009 13:37
Run ID: 6 Meth: toc Vol (mL): 2.000
Remarks: <none>

SAMPLES			TIC	TIC	TIC	TOC	TOC	TOC	TC	TC	TC
			Area	Mass	Conc	Area	Mass	Conc	Area	Mass	Conc
Rep	Datafile	Date Time	(cts)	(ugC)	(ppm)	(cts)	(ugC)	(ppm)	(cts)	(ugC)	(ppm)
1	0827011	27Aug2009 13:37	-	-	-	34534	53.714	26.857	-	-	-

Pos/Vial: 8 Name: CCB Analyzed: 27Aug2009 13:48
Run ID: 7 Meth: toc Vol (mL): 2.000
Remarks: <none>

SAMPLES			TIC	TIC	TIC	TOC	TOC	TOC	TC	TC	TC
			Area	Mass	Conc	Area	Mass	Conc	Area	Mass	Conc
Rep	Datafile	Date Time	(cts)	(ugC)	(ppm)	(cts)	(ugC)	(ppm)	(cts)	(ugC)	(ppm)

CCB

1	0827012	27Aug2009	13:48	-	-	-	1173	0.674	0.337	-	-	-	

Pos/Vial: 9 Name: LJNRR Analyzed: 27Aug2009 13:58
Run ID: 8 Meth: toc Vol (mL): 2.000
Remarks: <none>

SAMPLES				TIC	TIC	TIC	TOC	TOC	TOC	TC	TC	TC
				Area	Mass	Conc	Area	Mass	Conc	Area	Mass	Conc
Rep	Datafile	Date	Time	(cts)	(ugC)	(ppm)	(cts)	(ugC)	(ppm)	(cts)	(ugC)	(ppm)
1	0827013	27Aug2009	13:58	-	-	-	19022	29.052	14.526	-	-	-

Pos/Vial: 10 Name: LJNRR-MS Analyzed: 27Aug2009 14:09
Run ID: 9 Meth: toc Vol (mL): 2.000
Remarks: <none>

SAMPLES				TIC	TIC	TIC	TOC	TOC	TOC	TC	TC	TC
				Area	Mass	Conc	Area	Mass	Conc	Area	Mass	Conc
Rep	Datafile	Date	Time	(cts)	(ugC)	(ppm)	(cts)	(ugC)	(ppm)	(cts)	(ugC)	(ppm)
1	0827014	27Aug2009	14:09	-	-	-	26970	41.688	20.844	-	-	-

41.688

Pos/Vial: 11 Name: LJNRR-MSD Analyzed: 27Aug2009 14:19
Run ID: 10 Meth: toc Vol (mL): 2.000
Remarks: <none>

SAMPLES				TIC	TIC	TIC	TOC	TOC	TOC	TC	TC	TC
				Area	Mass	Conc	Area	Mass	Conc	Area	Mass	Conc
Rep	Datafile	Date	Time	(cts)	(ugC)	(ppm)	(cts)	(ugC)	(ppm)	(cts)	(ugC)	(ppm)
1	0827015	27Aug2009	14:19	-	-	-	26447	40.857	~~20.428~~	-	-	-

TH 8/28/9

Pos/Vial: 12 Name: CCV Analyzed: 27Aug2009 14:30
Run ID: 11 Meth: toc Vol (mL): 2.000
Remarks: <none>

SAMPLES				TIC	TIC	TIC	TOC	TOC	TOC	TC	TC	TC
				Area	Mass	Conc	Area	Mass	Conc	Area	Mass	Conc
Rep	Datafile	Date	Time	(cts)	(ugC)	(ppm)	(cts)	(ugC)	(ppm)	(cts)	(ugC)	(ppm)
1	0827016	27Aug2009	14:30	-	-	-	34966	54.401	27.201	-	-	-

LJNRR-MSD

40.856

Pos/Vial: 13 Name: CCB Analyzed: 27Aug2009 14:40
Run ID: 12 Meth: toc Vol (mL): 2.000
Remarks: <none>

SAMPLES				TIC	TIC	TIC	TOC	TOC	TOC	TC	TC	TC
				Area	Mass	Conc	Area	Mass	Conc	Area	Mass	Conc
Rep	Datafile	Date	Time	(cts)	(ugC)	(ppm)	(cts)	(ugC)	(ppm)	(cts)	(ugC)	(ppm)
1	0827017	27Aug2009	14:40	-	-	-	823	0.118	0.059	-	-	-

****
** SEQUENCE **
****

082709B Thu Aug 27 14:46:25 2009

Start Pos/Vial #: 1, Stop Pos/Vial #: 20

Pos/ Vial	Sample Name	Method Type	Run Rep	# Vol (mL)	# Blk	Dil Fact	Ovr Rng	Remarks
1	LJPW8/F	toc	Sample	4 2.000	0	1.00	No	
2	LJPXW/F	toc	Sample	4 2.000	0	1.00	No	
3	LJTDX/F	toc	Sample	4 2.000	0	1.00	No	
4	LJPKT	toc	Sample	1 2.000	0	1.00	No	
5	LJPKV	toc	Sample	1 2.000	0	1.00	No	
6	LJPME	toc	Sample	1 2.000	0	1.00	No	
7	LJQ8A	toc	Sample	1 2.000	0	1.00	No	
8	LJQ8H	toc	Sample	1 2.000	0	1.00	No	
9	LJQ8J	toc	Sample	1 2.000	0	1.00	No	
10	LJQ8K	toc	Sample	1 2.000	0	1.00	No	
11	CCV	toc	Sample	1 2.000	0	1.00	No	
12	CCB	toc	Sample	1 2.000	0	1.00	No	
13	LJQ8M	toc	Sample	1 2.000	0	1.00	No	
14	LJQ8L	toc	Sample	1 2.000	0	1.00	No	
15	LJTGA	toc	Sample	1 2.000	0	1.00	No	
16	LJTG8	toc	Sample	1 2.000	0	1.00	No	
17	LJTJJ	toc	Sample	1 2.000	0	1.00	No	
18	LJVFW	toc	Sample	1 2.000	0	1.00	No	
19	CCV	toc	Sample	1 2.000	0	1.00	No	
20	CCB	toc	Sample	1 2.000	0	1.00	No	

****
** RESULTS - 082709B **
****

Pos/Vial: 1 Name: LJPW8/F Analyzed: 27Aug2009 14:55
Run ID: 13 Meth: toc Vol (mL): 2.000
Remarks: <none>

SAMPLES Rep	Datafile	Date	Time	TIC Area (cts)	TIC Mass (ugC)	TIC Conc (ppm)	TOC Area (cts)	TOC Mass (ugC)	TOC Conc (ppm)	TC Area (cts)	TC Mass (ugC)	TC Conc (ppm)
1	0827018	27Aug2009	14:55	-	-	-	9539	13.975	6.988	-	-	-
2	0827018	27Aug2009	15:03	-	-	-	8301	12.007	6.003	-	-	-
3	0827018	27Aug2009	15:12	-	-	-	7559	10.827	5.414	-	-	-
4	0827018	27Aug2009	15:21	-	-	-	8219	11.876	5.938	-	-	-
Avg							8404	12.171	6.086			
Std.Dev.							826.051					
RSD (%)							9.83					

Pos/Vial: 2 Name: LJPXW/F Analyzed: 27Aug2009 15:30
Run ID: 1 Meth: toc Vol (mL): 2.000
Remarks: <none>

SAMPLES Rep	Datafile	Date	Time	TIC Area (cts)	TIC Mass (ugC)	TIC Conc (ppm)	TOC Area (cts)	TOC Mass (ugC)	TOC Conc (ppm)	TC Area (cts)	TC Mass (ugC)	TC Conc (ppm)
1	0827019	27Aug2009	15:30	-	-	-	3736	4.749	2.375	-	-	-
2	0827019	27Aug2009	15:38	-	-	-	2979	3.545	1.773	-	-	-
3	0827019	27Aug2009	15:46	-	-	-	2711	3.119	1.560	-	-	-

LJFXP... [illegible]

4	0827019	27Aug2009 15:56	-	-	-	3037	3.638	1.819	-	-	-	

Avg 3115 3.763 1.881
Std.Dev. 437.201
RSD (%) 14.03

Pos/Vial: 3 Name: LJTDX/F Analyzed: 27Aug2009 16:05
Run ID: 2 Meth: toc Vol (mL): 2.000
Remarks: <none>

SAMPLES				TIC	TIC	TIC	TOC	TOC	TOC	TC	TC	TC
			Area	Mass	Conc	Area	Mass	Conc	Area	Mass	Conc	
Rep	Datafile	Date	Time	(cts)	(ugC)	(ppm)	(cts)	(ugC)	(ppm)	(cts)	(ugC)	(ppm)
1	0827020	27Aug2009 16:05	-	-	-	2156	2.237	1.118	-	-	-	
2	0827020	27Aug2009 16:13	-	-	-	1909	1.844	0.922	-	-	-	
3	0827020	27Aug2009 16:21	-	-	-	1803	1.676	0.838	-	-	-	
4	0827020	27Aug2009 16:31	-	-	-	1867	1.777	0.889	-	-	-	

Avg 1933 1.884 0.942
Std.Dev. 154.444
RSD (%) 7.99

Pos/Vial: 4 Name: LJPKT Analyzed: 27Aug2009 16:41
Run ID: 3 Meth: toc Vol (mL): 2.000
Remarks: <none>

SAMPLES				TIC	TIC	TIC	TOC	TOC	TOC	TC	TC	TC
			Area	Mass	Conc	Area	Mass	Conc	Area	Mass	Conc	
Rep	Datafile	Date	Time	(cts)	(ugC)	(ppm)	(cts)	(ugC)	(ppm)	(cts)	(ugC)	(ppm)
1	0827021	27Aug2009 16:41	-	-	-	3339	4.118	2.059	-	-	-	

Pos/Vial: 5 Name: LJPKV Analyzed: 27Aug2009 16:52
Run ID: 4 Meth: toc Vol (mL): 2.000
Remarks: <none>

SAMPLES				TIC	TIC	TIC	TOC	TOC	TOC	TC	TC	TC
			Area	Mass	Conc	Area	Mass	Conc	Area	Mass	Conc	
Rep	Datafile	Date	Time	(cts)	(ugC)	(ppm)	(cts)	(ugC)	(ppm)	(cts)	(ugC)	(ppm)
1	0827022	27Aug2009 16:52	-	-	-	3573	4.490	2.245	-	-	-	

Pos/Vial: 6 Name: LJPME Analyzed: 27Aug2009 17:02
Run ID: 5 Meth: toc Vol (mL): 2.000
Remarks: <none>

SAMPLES				TIC	TIC	TIC	TOC	TOC	TOC	TC	TC	TC
			Area	Mass	Conc	Area	Mass	Conc	Area	Mass	Conc	
Rep	Datafile	Date	Time	(cts)	(ugC)	(ppm)	(cts)	(ugC)	(ppm)	(cts)	(ugC)	(ppm)
1	0827023	27Aug2009 17:02	-	-	-	5361	7.333	3.666	-	-	-	

Pos/Vial: 7 Name: LJQ8A Analyzed: 27Aug2009 17:13
Run ID: 6 Meth: toc Vol (mL): 2.000
Remarks: <none>

SAMPLES	TIC	TIC	TIC	TOC	TOC	TOC	TC	TC	TC

Rep	Datafile	Date	Time	TIC Area (cts)	TIC Mass (ugC)	TIC Conc (ppm)	TOC Area (cts)	TOC Mass (ugC)	TOC Conc (ppm)	TC Area (cts)	TC Mass (ugC)	TC Conc (ppm)
1	0827024	27Aug2009	17:13	-	-	-	3982	5.140	2.570	-	-	-

LJQ8A

Pos/Vial: 8 Name: LJQ8H Analyzed: 27Aug2009 17:23
Run ID: 7 Meth: toc Vol (mL): 2.000
Remarks: <none>

SAMPLES				TIC Area	TIC Mass	TIC Conc	TOC Area	TOC Mass	TOC Conc	TC Area	TC Mass	TC Conc
Rep	Datafile	Date	Time	(cts)	(ugC)	(ppm)	(cts)	(ugC)	(ppm)	(cts)	(ugC)	(ppm)
1	0827025	27Aug2009	17:23	-	-	-	4087	5.307	2.654	-	-	-

Pos/Vial: 9 Name: LJQ8J Analyzed: 27Aug2009 17:34
Run ID: 8 Meth: toc Vol (mL): 2.000
Remarks: <none>

SAMPLES				TIC Area	TIC Mass	TIC Conc	TOC Area	TOC Mass	TOC Conc	TC Area	TC Mass	TC Conc
Rep	Datafile	Date	Time	(cts)	(ugC)	(ppm)	(cts)	(ugC)	(ppm)	(cts)	(ugC)	(ppm)
1	0827026	27Aug2009	17:34	-	-	-	8015	11.552	5.776	-	-	-

Pos/Vial: 10 Name: LJQ8K Analyzed: 27Aug2009 17:44
Run ID: 9 Meth: toc Vol (mL): 2.000
Remarks: <none>

SAMPLES				TIC Area	TIC Mass	TIC Conc	TOC Area	TOC Mass	TOC Conc	TC Area	TC Mass	TC Conc
Rep	Datafile	Date	Time	(cts)	(ugC)	(ppm)	(cts)	(ugC)	(ppm)	(cts)	(ugC)	(ppm)
1	0827027	27Aug2009	17:44	-	-	-	16072	24.362	12.181	-	-	-

Pos/Vial: 11 Name: CCV Analyzed: 27Aug2009 17:54
Run ID: 10 Meth: toc Vol (mL): 2.000
Remarks: <none>

SAMPLES				TIC Area	TIC Mass	TIC Conc	TOC Area	TOC Mass	TOC Conc	TC Area	TC Mass	TC Conc
Rep	Datafile	Date	Time	(cts)	(ugC)	(ppm)	(cts)	(ugC)	(ppm)	(cts)	(ugC)	(ppm)
1	0827028	27Aug2009	17:54	-	-	-	34150	53.104	26.552	-	-	-

Pos/Vial: 12 Name: CCB Analyzed: 27Aug2009 18:05
Run ID: 11 Meth: toc Vol (mL): 2.000
Remarks: <none>

SAMPLES				TIC Area	TIC Mass	TIC Conc	TOC Area	TOC Mass	TOC Conc	TC Area	TC Mass	TC Conc
Rep	Datafile	Date	Time	(cts)	(ugC)	(ppm)	(cts)	(ugC)	(ppm)	(cts)	(ugC)	(ppm)
1	0827029	27Aug2009	18:05	-	-	-	645	0.000	0.000	-	-	-

Pos/Vial: 13 Name: LJQ8M Analyzed: 27Aug2009 18:15

Run ID: 12 Meth: toc Vol (mL): 2.000
Remarks: <none>

SAMPLES				TIC	TIC	TIC	TOC	TOC	TOC	TC	TC	TC
				Area	Mass	Conc	Area	Mass	Conc	Area	Mass	Conc
Rep	Datafile	Date	Time	(cts)	(ugC)	(ppm)	(cts)	(ugC)	(ppm)	(cts)	(ugC)	(ppm)
1	0827030	27Aug2009	18:15	-	-	-	1083	0.531	0.266	-	-	-

LJQ8M

Pos/Vial: 14 Name: LJQ8L Analyzed: 27Aug2009 18:26
Run ID: 13 Meth: toc Vol (mL): 2.000
Remarks: <none>

SAMPLES				TIC	TIC	TIC	TOC	TOC	TOC	TC	TC	TC
				Area	Mass	Conc	Area	Mass	Conc	Area	Mass	Conc
Rep	Datafile	Date	Time	(cts)	(ugC)	(ppm)	(cts)	(ugC)	(ppm)	(cts)	(ugC)	(ppm)
1	0827031	27Aug2009	18:26	-	-	-	18641	28.446	14.223	-	-	-

Pos/Vial: 15 Name: LJTGA Analyzed: 27Aug2009 18:36
Run ID: 14 Meth: toc Vol (mL): 2.000
Remarks: <none>

SAMPLES				TIC	TIC	TIC	TOC	TOC	TOC	TC	TC	TC
				Area	Mass	Conc	Area	Mass	Conc	Area	Mass	Conc
Rep	Datafile	Date	Time	(cts)	(ugC)	(ppm)	(cts)	(ugC)	(ppm)	(cts)	(ugC)	(ppm)
1	0827032	27Aug2009	18:36	-	-	-	34565	53.764	26.882	-	-	-

Pos/Vial: 16 Name: LJTG8 Analyzed: 27Aug2009 18:47
Run ID: 15 Meth: toc Vol (mL): 2.000
Remarks: <none>

SAMPLES				TIC	TIC	TIC	TOC	TOC	TOC	TC	TC	TC
				Area	Mass	Conc	Area	Mass	Conc	Area	Mass	Conc
Rep	Datafile	Date	Time	(cts)	(ugC)	(ppm)	(cts)	(ugC)	(ppm)	(cts)	(ugC)	(ppm)
1	0827033	27Aug2009	18:47	-	-	-	32919	51.147	25.573	-	-	-

Pos/Vial: 17 Name: LJTJJ Analyzed: 27Aug2009 18:57
Run ID: 16 Meth: toc Vol (mL): 2.000
Remarks: <none>

SAMPLES				TIC	TIC	TIC	TOC	TOC	TOC	TC	TC	TC
				Area	Mass	Conc	Area	Mass	Conc	Area	Mass	Conc
Rep	Datafile	Date	Time	(cts)	(ugC)	(ppm)	(cts)	(ugC)	(ppm)	(cts)	(ugC)	(ppm)
1	0827034	27Aug2009	18:57	-	-	-	49462	77.448	38.724	-	-	-

Pos/Vial: 18 Name: LJVFW Analyzed: 27Aug2009 19:08
Run ID: 17 Meth: toc Vol (mL): 2.000
Remarks: <none>

SAMPLES				TIC	TIC	TIC	TOC	TOC	TOC	TC	TC	TC
				Area	Mass	Conc	Area	Mass	Conc	Area	Mass	Conc
Rep	Datafile	Date	Time	(cts)	(ugC)	(ppm)	(cts)	(ugC)	(ppm)	(cts)	(ugC)	(ppm)

LJVFM

1	0827035	27Aug2009	19:08	-	-	-	7836	11.268	5.634	-	-	-	

Pos/Vial: 19 Name: CCV Analyzed: 27Aug2009 19:18
Run ID: 18 Meth: toc Vol (mL): 2.000
Remarks: <none>

SAMPLES				TIC Area	TIC Mass	TIC Conc	TOC Area	TOC Mass	TOC Conc	TC Area	TC Mass	TC Conc
Rep	Datafile	Date	Time	(cts)	(ugC)	(ppm)	(cts)	(ugC)	(ppm)	(cts)	(ugC)	(ppm)
1	0827036	27Aug2009	19:18	-	-	-	32926	51.158	25.579	-	-	-

Pos/Vial: 20 Name: CCB Analyzed: 27Aug2009 19:29
Run ID: 19 Meth: toc Vol (mL): 2.000
Remarks: <none>

SAMPLES				TIC Area	TIC Mass	TIC Conc	TOC Area	TOC Mass	TOC Conc	TC Area	TC Mass	TC Conc
Rep	Datafile	Date	Time	(cts)	(ugC)	(ppm)	(cts)	(ugC)	(ppm)	(cts)	(ugC)	(ppm)
1	0827037	27Aug2009	19:29	-	-	-	792	0.068	0.034	-	-	-

415.1, 9060, 5310C

```
**********************************************************************
**              OI Analytical Model 1010 TOC                **
**                      RUN SETUP                           **
**********************************************************************

Operator:  Unknown
Data Path:  C:\PROGRA~1\OIANAL~2\TOCREP~1\DATA10\090809
WinTOC Version:  5.2                    Firmware Version:  5.2
WinTOC Revision:  rev 241               Firmware Revision:  rev 364

Report To File:  Enabled                Naming Mode:  Automatic
Prefix:  0908  Index:  0

**********************************************************************
**                    CONFIGURATION                         **
**********************************************************************

Analysis Mode:  TOC       Spl Intro:  Autosampler 53
Remote Start :  OFF

Loop Size:  1 mL      Actual Volume  1mL  5mL  10mL  25mL
                    ------------ ---- ---- ----- -----
                    Loop A (uL):  1000  5000  10000  25000
                    Loop B (uL):  1000  5000  10000  25000

Tray Type:          53 Vial  Vial Option:       Septum Piercing
Needle Depth:        95 %    Preacid Volume (uL):        200
Wash Needle Depth:   94 %    Preacid Purge Time (min:sec):  0:30

        TIC   TOC   TC
Blank   ----  ----  ----        Linearization Coeff:  61000
Average:  300   873   260

                    Sample Transfer Times (sec)
      Initial Fill    |     Loop Fill     | Sample Inject
   Non-AS   AS  AS w/Sep | Non-AS   AS  AS w/Sep |   (all)
   ------ ----- --------|------ ----- --------|-----------
1mL:   6.0   4.5    4.0 |  1.2   1.2    1.2 |    4.5
5mL:   8.1   7.2    6.8 |  5.1   5.1    4.2 |    9.3
10mL:  14.2  12.2   11.0 | 10.5  10.5   11.0 |   16.5
25mL:  35.0  35.0   32.0 |  n/a   n/a    n/a |   38.0

Analog Concentration Signal indicates TOC
Analog Conc. Signal Timer is OFF, Timer duration (h:m:s):  00:00:00
Min Signal Range:  0.000 ppmC,  Max Signal Range:  0.000 ppmC

Alarms DISABLED
Alarm Relay Timer is OFF, Timer duration (h:m:s):  00:00:00
     Conc. Alarm Setpoints (ppm C)
       Low    |  High
    ----------|----------
TIC:    0.000       0.000
TOC:    0.000       0.000
TC:     0.000       0.000

**********************************************************************
**                    CALIBRATION                           **
**********************************************************************

070109  Tue Jun 30 19:58:27 2009
```

phosphoric Acid WR 90797
Sodium persulfate WR 90798
LCS P-153-516
CCV TC 9063

Std. #	Used	Conc. (ppm)	Volume (mL)		
1	Yes	0.500	2.000	RF (ugC/k-cts):	1.590
2	Yes	5.000	2.000	R-Squared:	0.9987
3	Yes	10.000	2.000	Offset (cts):	873
4	Yes	25.000	2.000	Offset (ugC):	-1.388
5	Yes	50.000	2.000	Calibration Mode:	TOC
				Allow Editing:	No

Rep	Std. 1	Std. 2	Std. 3	Std. 4	Std. 5
1	2911	6604	12450	32249	63996
2	-	-	-	-	-
3	-	-	-	-	-
4	-	-	-	-	-
5	-	-	-	-	-
6	-	-	-	-	-
7	-	-	-	-	-
8	-	-	-	-	-
9	-	-	-	-	-
10	-	-	-	-	-

(* = unused)

****
** METHODS **
****

TOC Mon Jun 29 13:47:37 2009
Acid Volume: 200 uL Rinse Volume (mL): 20
Oxidant Volume: 1000 uL Rinses Per Rep: 0
Auto-Repeat Time: 00:00:00 (hr:min:sec) Rinses Per Sample: 1

	TIC	TOC	TC
React: (min:sec):	02:00	02:30	00:30
Detect: (min:sec):	01:15	01:30	00:45

****
** SEQUENCE **
****

090809 Tue Sep 08 08:24:15 2009

Start Pos/Vial #: 1, Stop Pos/Vial #: 5

Pos/ Vial	Sample Name	Method	Run Type	# Rep	Vol (mL)	# Blk	Dil Fact	Ovr Rng	Remarks
1	ZZZZZ	toc	Sample	3	2.000	0	1.00	No	
2	ICV	toc	Sample	1	2.000	0	1.00	No	
3	ICB	toc	Sample	1	2.000	0	1.00	No	
4	LCS	toc	Sample	1	2.000	0	1.00	No	P153-51
5	LCS2	toc	Sample	1	2.000	0	1.00	No	

Pos#	Remarks
4	P153-516 TV 34.7

Pos#	Path for Trend Data file
4	C:\PROGRA~1\OIANAL~2\TOCREP~1\DATA10\TREND\2.CSV

****
** RESULTS - 090809 **

****

Pos/Vial: 1 Name: ZZZZZ Analyzed: 08Sep2009 08:33
Run ID: 0 Meth: toc Vol (mL): 2.000
Remarks: <none>

SAMPLES			TIC Area (cts)	TIC Mass (ugC)	TIC Conc (ppm)	TOC Area (cts)	TOC Mass (ugC)	TOC Conc (ppm)	TC Area (cts)	TC Mass (ugC)	TC Conc (ppm)
Rep	Datafile	Date Time									
1	0908000	08Sep2009 08:33	-	-	-	545	0.000	0.000	-	-	-
2	0908000	08Sep2009 08:41	-	-	-	615	0.000	0.000	-	-	-
3	0908000	08Sep2009 08:51	-	-	-	602	0.000	0.000	-	-	-
Avg						587	0.000	0.000			
Std.Dev.						37.233					
RSD (%)						6.34					

Pos/Vial: 2 Name: ICV Analyzed: 08Sep2009 09:02
Run ID: 1 Meth: toc Vol (mL): 2.000
Remarks: <none>

SAMPLES			TIC Area (cts)	TIC Mass (ugC)	TIC Conc (ppm)	TOC Area (cts)	TOC Mass (ugC)	TOC Conc (ppm)	TC Area (cts)	TC Mass (ugC)	TC Conc (ppm)
Rep	Datafile	Date Time									
1	0908001	08Sep2009 09:02	-	-	-	33018	51.107	25.553	-	-	-

TV = 25

Pos/Vial: 3 Name: ICB Analyzed: 08Sep2009 09:12
Run ID: 2 Meth: toc Vol (mL): 2.000
Remarks: <none>

SAMPLES			TIC Area (cts)	TIC Mass (ugC)	TIC Conc (ppm)	TOC Area (cts)	TOC Mass (ugC)	TOC Conc (ppm)	TC Area (cts)	TC Mass (ugC)	TC Conc (ppm)
Rep	Datafile	Date Time									
1	0908002	08Sep2009 09:12	-	-	-	779	0.000	0.000	-	-	-

9251343,45

Pos/Vial: 4 Name: LCS Analyzed: 08Sep2009 09:23
Run ID: 3 Meth: toc Vol (mL): 2.000
Remarks: P153-516 TV 34.7

SAMPLES			TIC Area (cts)	TIC Mass (ugC)	TIC Conc (ppm)	TOC Area (cts)	TOC Mass (ugC)	TOC Conc (ppm)	TC Area (cts)	TC Mass (ugC)	TC Conc (ppm)
Rep	Datafile	Date Time									
1	0908003	08Sep2009 09:23	-	-	-	47308	73.826	36.913	-	-	-

9251343,45

Pos/Vial: 5 Name: LCS2 Analyzed: 08Sep2009 09:33
Run ID: 4 Meth: toc Vol (mL): 2.000
Remarks: <none>

SAMPLES			TIC Area (cts)	TIC Mass (ugC)	TIC Conc (ppm)	TOC Area (cts)	TOC Mass (ugC)	TOC Conc (ppm)	TC Area (cts)	TC Mass (ugC)	TC Conc (ppm)
Rep	Datafile	Date Time									
1	0908004	08Sep2009 09:33	-	-	-	46000	71.747	35.873	-	-	-

9251346,48

****
** SEQUENCE **
****

090809A Tue Sep 08 09:50:05 2009

Start Pos/Vial #: 1, Stop Pos/Vial #: 19

Pos/ Vial	Sample Name	Method Type	Run Rep	# Vol (mL)	# Dil Fact	Ovr Blk	Remarks Rng
1	LJ1A3	toc	Sample	1 2.000	0 1.00	No	
2	LJ1A3-MS	toc	Sample	1 2.000	0 1.00	No	
3	LJ1A3-MSD	toc	Sample	1 2.000	0 1.00	No	
4	LKETW	toc	Sample	1 2.000	0 1.00	No	
5	LKETW-MS	toc	Sample	1 2.000	0 1.00	No	
6	LKETW-MSD	toc	Sample	1 2.000	0 1.00	No	
7	CCV	toc	Sample	1 2.000	0 1.00	No	
8	CCB	toc	Sample	1 2.000	0 1.00	No	
9	LJVDM	toc	Sample	4 2.000	0 1.00	No	
10	LJVDM-MS	toc	Sample	1 2.000	0 1.00	No	
11	LJVDM-MSD	toc	Sample	1 2.000	0 1.00	No	
12	LJWD4/F	toc	Sample	4 2.000	0 1.00	No	
13	LJWD4-MS	toc	Sample	1 2.000	0 1.00	No	
14	LJWD4-MSD	toc	Sample	1 2.000	0 1.00	No	
15	LJ7F7	toc	Sample	1 2.000	0 1.00	No	
16	LJ7F7-MS	toc	Sample	1 2.000	0 1.00	No	
17	LJ7F7-MSD	toc	Sample	1 2.000	0 1.00	No	
18	CCV	toc	Sample	1 2.000	0 1.00	No	
19	CCB	toc	Sample	1 2.000	0 1.00	No	

****
** RESULTS - 090809A **
****

Pos/Vial: 1 Name: LJ1A3 Analyzed: 08Sep2009 10:01
Run ID: 5 Meth: toc Vol (mL): 2.000
Remarks: <none>

SAMPLES Rep	Datafile	Date Time	TIC Area (cts)	TIC Mass (ugC)	TIC Conc (ppm)	TOC Area (cts)	TOC Mass (ugC)	TOC Conc (ppm)	TC Area (cts)	TC Mass (ugC)	TC Conc (ppm)
1	0908005	08Sep2009 10:01	-	-	-	3553	4.261	2.130	-	-	-

Pos/Vial: 2 Name: LJ1A3-MS Analyzed: 08Sep2009 10:11
Run ID: 1 Meth: toc Vol (mL): 2.000
Remarks: <none>

SAMPLES Rep	Datafile	Date Time	TIC Area (cts)	TIC Mass (ugC)	TIC Conc (ppm)	TOC Area (cts)	TOC Mass (ugC)	TOC Conc (ppm)	TC Area (cts)	TC Mass (ugC)	TC Conc (ppm)
1	0908006	08Sep2009 10:11	-	-	-	19816	30.117	15.059	-	-	-

30.118

Pos/Vial: 3 Name: LJ1A3-MSD Analyzed: 08Sep2009 10:22
Run ID: 2 Meth: toc Vol (mL): 2.000
Remarks: <none>

SAMPLES TIC TIC TIC TOC TOC TOC TC TC TC

Rep	Datafile	Date	Time	TIC Area (cts)	TIC Mass (ugC)	TIC Conc (ppm)	TOC Area (cts)	TOC Mass (ugC)	TOC Conc (ppm)	TC Area (cts)	TC Mass (ugC)	TC Conc (ppm)
1	0908007	08Sep2009	10:22	-	-	-	19936	30.308	15.154	-	-	-

LJ1A3-MSD

30.308

Pos/Vial: 4 Name: LKETW Analyzed: 08Sep2009 10:32
Run ID: 3 Meth: toc Vol (mL): 2.000
Remarks: <none>

Rep	Datafile	Date	Time	TIC Area (cts)	TIC Mass (ugC)	TIC Conc (ppm)	TOC Area (cts)	TOC Mass (ugC)	TOC Conc (ppm)	TC Area (cts)	TC Mass (ugC)	TC Conc (ppm)
1	0908008	08Sep2009	10:32	-	-	-	9508	13.729	6.864	-	-	-

Pos/Vial: 5 Name: LKETW-MS Analyzed: 08Sep2009 10:43
Run ID: 4 Meth: toc Vol (mL): 2.000
Remarks: <none>

Rep	Datafile	Date	Time	TIC Area (cts)	TIC Mass (ugC)	TIC Conc (ppm)	TOC Area (cts)	TOC Mass (ugC)	TOC Conc (ppm)	TC Area (cts)	TC Mass (ugC)	TC Conc (ppm)
1	0908009	08Sep2009	10:43	-	-	-	21372	32.591	16.295	-	-	-

32.59

Pos/Vial: 6 Name: LKETW-MSD Analyzed: 08Sep2009 10:53
Run ID: 5 Meth: toc Vol (mL): 2.000
Remarks: <none>

Rep	Datafile	Date	Time	TIC Area (cts)	TIC Mass (ugC)	TIC Conc (ppm)	TOC Area (cts)	TOC Mass (ugC)	TOC Conc (ppm)	TC Area (cts)	TC Mass (ugC)	TC Conc (ppm)
1	0908010	08Sep2009	10:53	-	-	-	22213	33.928	16.964	-	-	-

33.928

Pos/Vial: 7 Name: CCV Analyzed: 08Sep2009 11:04
Run ID: 6 Meth: toc Vol (mL): 2.000
Remarks: <none>

Rep	Datafile	Date	Time	TIC Area (cts)	TIC Mass (ugC)	TIC Conc (ppm)	TOC Area (cts)	TOC Mass (ugC)	TOC Conc (ppm)	TC Area (cts)	TC Mass (ugC)	TC Conc (ppm)
1	0908011	08Sep2009	11:04	-	-	-	33794	52.341	26.170	-	-	-

Pos/Vial: 8 Name: CCB Analyzed: 08Sep2009 11:14
Run ID: 7 Meth: toc Vol (mL): 2.000
Remarks: <none>

Rep	Datafile	Date	Time	TIC Area (cts)	TIC Mass (ugC)	TIC Conc (ppm)	TOC Area (cts)	TOC Mass (ugC)	TOC Conc (ppm)	TC Area (cts)	TC Mass (ugC)	TC Conc (ppm)
1	0908012	08Sep2009	11:14	-	-	-	640	0.000	0.000	-	-	-

925136,8

Pos/Vial: 9 Name: LJVDM Analyzed: 08Sep2009 11:23

Run ID: 8 Meth: toc Vol (mL): 2.000
Remarks: <none>

SAMPLES			TIC Area	TIC Mass	TIC Conc	TOC Area	TOC Mass	TOC Conc	TC Area	TC Mass	TC Conc
Rep	Datafile	Date Time	(cts)	(ugC)	(ppm)	(cts)	(ugC)	(ppm)	(cts)	(ugC)	(ppm)
1	0908013	08Sep2009 11:23	-	-	-	3136	3.598	1.799	-	-	-
2	0908013	08Sep2009 11:31	-	-	-	2659	2.840	1.420	-	-	-
3	0908013	08Sep2009 11:39	-	-	-	2774	3.022	1.511	-	-	-
4	0908013	08Sep2009 11:49	-	-	-	3062	3.480	1.740	-	-	-
Avg						2907	3.235	1.617			
Std.Dev.						227.784					
RSD (%)						7.83					

LJVDM

Pos/Vial: 10 Name: LJVDM-MS Analyzed: 08Sep2009 12:00
Run ID: 9 Meth: toc Vol (mL): 2.000
Remarks: <none>

SAMPLES			TIC Area	TIC Mass	TIC Conc	TOC Area	TOC Mass	TOC Conc	TC Area	TC Mass	TC Conc
Rep	Datafile	Date Time	(cts)	(ugC)	(ppm)	(cts)	(ugC)	(ppm)	(cts)	(ugC)	(ppm)
1	0908014	08Sep2009 12:00	-	-	-	19022	28.855	14.427	-	-	-

28.854

Pos/Vial: 11 Name: LJVDM-MSD Analyzed: 08Sep2009 12:10
Run ID: 10 Meth: toc Vol (mL): 2.000
Remarks: <none>

SAMPLES			TIC Area	TIC Mass	TIC Conc	TOC Area	TOC Mass	TOC Conc	TC Area	TC Mass	TC Conc
Rep	Datafile	Date Time	(cts)	(ugC)	(ppm)	(cts)	(ugC)	(ppm)	(cts)	(ugC)	(ppm)
1	0908015	08Sep2009 12:10	-	-	-	18742	28.410	14.205	-	-	-

28.41

Pos/Vial: 12 Name: LJWD4/F Analyzed: 08Sep2009 12:19
Run ID: 11 Meth: toc Vol (mL): 2.000
Remarks: <none>

SAMPLES			TIC Area	TIC Mass	TIC Conc	TOC Area	TOC Mass	TOC Conc	TC Area	TC Mass	TC Conc
Rep	Datafile	Date Time	(cts)	(ugC)	(ppm)	(cts)	(ugC)	(ppm)	(cts)	(ugC)	(ppm)
1	0908016	08Sep2009 12:19	-	-	-	3729	4.541	2.270	-	-	-
2	0908016	08Sep2009 12:27	-	-	-	3458	4.110	2.055	-	-	-
3	0908016	08Sep2009 12:35	-	-	-	3591	4.321	2.161	-	-	-
4	0908016	08Sep2009 12:45	-	-	-	3355	3.946	1.973	-	-	-
Avg						3533	4.229	2.115			
Std.Dev.						162.367					
RSD (%)						4.60					

Pos/Vial: 13 Name: LJWD4-MS Analyzed: 08Sep2009 12:55
Run ID: 12 Meth: toc Vol (mL): 2.000
Remarks: <none>

SAMPLES	TIC	TIC	TIC	TOC	TOC	TOC	TC	TC	TC

Rep	Datafile	Date	Time	TIC Area (cts)	TIC Mass (ugC)	TIC Conc (ppm)	TOC Area (cts)	TOC Mass (ugC)	TOC Conc (ppm)	TC Area (cts)	TC Mass (ugC)	TC Conc (ppm)
1	0908017	08Sep2009	12:55	-	-	-	19154	29.065	14.532	-	-	-

LJWD4-MS 29.064

Pos/Vial: 14 Name: LJWD4-MSD Analyzed: 08Sep2009 13:06
Run ID: 13 Meth: toc Vol (mL): 2.000
Remarks: <none>

Rep	Datafile	Date	Time	TIC Area (cts)	TIC Mass (ugC)	TIC Conc (ppm)	TOC Area (cts)	TOC Mass (ugC)	TOC Conc (ppm)	TC Area (cts)	TC Mass (ugC)	TC Conc (ppm)
1	0908018	08Sep2009	13:06	-	-	-	18519	28.055	14.028	-	-	-

28.056

Pos/Vial: 15 Name: LJ7F7 Analyzed: 08Sep2009 13:16
Run ID: 14 Meth: toc Vol (mL): 2.000
Remarks: <none>

Rep	Datafile	Date	Time	TIC Area (cts)	TIC Mass (ugC)	TIC Conc (ppm)	TOC Area (cts)	TOC Mass (ugC)	TOC Conc (ppm)	TC Area (cts)	TC Mass (ugC)	TC Conc (ppm)
1	0908019	08Sep2009	13:16	-	-	-	5911	8.010	4.005	-	-	-

Pos/Vial: 16 Name: LJ7F7-MS Analyzed: 08Sep2009 13:27
Run ID: 15 Meth: toc Vol (mL): 2.000
Remarks: <none>

Rep	Datafile	Date	Time	TIC Area (cts)	TIC Mass (ugC)	TIC Conc (ppm)	TOC Area (cts)	TOC Mass (ugC)	TOC Conc (ppm)	TC Area (cts)	TC Mass (ugC)	TC Conc (ppm)
1	0908020	08Sep2009	13:27	-	-	-	20251	30.809	15.404	-	-	-

30.808

Pos/Vial: 17 Name: LJ7F7-MSD Analyzed: 08Sep2009 13:37
Run ID: 16 Meth: toc Vol (mL): 2.000
Remarks: <none>

Rep	Datafile	Date	Time	TIC Area (cts)	TIC Mass (ugC)	TIC Conc (ppm)	TOC Area (cts)	TOC Mass (ugC)	TOC Conc (ppm)	TC Area (cts)	TC Mass (ugC)	TC Conc (ppm)
1	0908021	08Sep2009	13:37	-	-	-	20224	30.766	15.383	-	-	-

30.766

Pos/Vial: 18 Name: CCV Analyzed: 08Sep2009 13:48
Run ID: 17 Meth: toc Vol (mL): 2.000
Remarks: <none>

Rep	Datafile	Date	Time	TIC Area (cts)	TIC Mass (ugC)	TIC Conc (ppm)	TOC Area (cts)	TOC Mass (ugC)	TOC Conc (ppm)	TC Area (cts)	TC Mass (ugC)	TC Conc (ppm)
1	0908022	08Sep2009	13:48	-	-	-	34207	52.997	26.499	-	-	-

Pos/Vial: 19 Name: CCB Analyzed: 08Sep2009 13:58

Run ID: 18 Meth: toc Vol (mL): 2.000
Remarks: <none>

SAMPLES				TIC	TIC	TIC	TOC	TOC	TOC	TC	TC	TC
				Area	Mass	Conc	Area	Mass	Conc	Area	Mass	Conc
Rep	Datafile	Date	Time	(cts)	(ugC)	(ppm)	(cts)	(ugC)	(ppm)	(cts)	(ugC)	(ppm)
1	0908023	08Sep2009	13:58	-	-	-	575	0.000	0.000	-	-	-

CCB

****
** SEQUENCE **
****

090809B Tue Sep 08 14:11:08 2009

Start Pos/Vial #: 1, Stop Pos/Vial #: 41

Pos/ Vial	Sample Name	Method	Run Type	# Rep	Vol (mL)	# Blk	Dil Fact	Ovr Rng	Remarks
1	LJ7GR	toc	Sample	1	2.000	0	1.00	No	
2	LJ7LR	toc	Sample	1	2.000	0	1.00	No	
3	LJ7L4	toc	Sample	1	2.000	0	1.00	No	
4	LJ8RV	toc	Sample	1	2.000	0	1.00	No	
5	LJ8RX	toc	Sample	1	2.000	0	1.00	No	
6	LJ1CN	toc	Sample	1	2.000	0	1.00	No	
7	LJ1CW	toc	Sample	1	2.000	0	1.00	No	
8	LJ1CX	toc	Sample	1	2.000	0	1.00	No	
9	LKEPQ	toc	Sample	1	2.000	0	1.00	No	
10	LKEPR	toc	Sample	1	2.000	0	1.00	No	
11	CCV	toc	Sample	1	2.000	0	1.00	No	
12	CCB	toc	Sample	1	2.000	0	1.00	No	
13	LJEPV	toc	Sample	1	2.000	0	1.00	No	
14	LKEPX	toc	Sample	1	2.000	0	1.00	No	
15	LKEP2	toc	Sample	1	2.000	0	1.00	No	
16	LKERM	toc	Sample	1	2.000	0	1.00	No	
17	LKET8	toc	Sample	1	2.000	0	1.00	No	
18	LKEVQ	toc	Sample	1	2.000	0	1.00	No	
19	LKEVX	toc	Sample	1	2.000	0	1.00	No	
20	LJVDL-4X	toc	Sample	4	2.000	0	1.00	No	
21	LJVDN	toc	Sample	4	2.000	0	1.00	No	
22	LJVDP	toc	Sample	4	2.000	0	1.00	No	
23	CCV	toc	Sample	1	2.000	0	1.00	No	
24	CCB	toc	Sample	1	2.000	0	1.00	No	
25	LJVDQ	toc	Sample	4	2.000	0	1.00	No	
26	LJVDR	toc	Sample	4	2.000	0	1.00	No	
27	LJVDT	toc	Sample	4	2.000	0	1.00	No	
28	LJWDQ/D	toc	Sample	4	2.000	0	1.00	No	
29	LJX5T/D	toc	Sample	4	2.000	0	1.00	No	
30	LJX58/D	toc	Sample	4	2.000	0	1.00	No	
31	LJ7J3/D	toc	Sample	4	2.000	0	1.00	No	
32	LJ7J5/D	toc	Sample	4	2.000	0	1.00	No	
33	LJ7KK/D	toc	Sample	4	2.000	0	1.00	No	
34	LKCVX/D	toc	Sample	4	2.000	0	1.00	No	
35	CCV	toc	Sample	1	2.000	0	1.00	No	
36	CCB	toc	Sample	1	2.000	0	1.00	No	
37	LKCV3/D	toc	Sample	4	2.000	0	1.00	No	
38	LKDK1/D	toc	Sample	4	2.000	0	1.00	No	
39	LKDLM/D	toc	Sample	4	2.000	0	1.00	No	
40	CCV	toc	Sample	1	2.000	0	1.00	No	
41	CCB	toc	Sample	1	2.000	0	1.00	No	

****
** RESULTS - 090809B **
****

Pos/Vial: 1 Name: LJ7GR Analyzed: 08Sep2009 14:22
Run ID: 19 Meth: toc Vol (mL): 2.000
Remarks: <none>

SAMPLES			TIC Area	TIC Mass	TIC Conc	TOC Area	TOC Mass	TOC Conc	TC Area	TC Mass	TC Conc
Rep	Datafile	Date Time	(cts)	(ugC)	(ppm)	(cts)	(ugC)	(ppm)	(cts)	(ugC)	(ppm)
1	0908024	08Sep2009 14:22	-	-	-	7220	10.091	5.045	-	-	-

Pos/Vial: 2 Name: LJ7LR Analyzed: 08Sep2009 14:33
Run ID: 1 Meth: toc Vol (mL): 2.000
Remarks: <none>

SAMPLES			TIC Area	TIC Mass	TIC Conc	TOC Area	TOC Mass	TOC Conc	TC Area	TC Mass	TC Conc
Rep	Datafile	Date Time	(cts)	(ugC)	(ppm)	(cts)	(ugC)	(ppm)	(cts)	(ugC)	(ppm)
1	0908025	08Sep2009 14:33	-	-	-	1102	0.364	0.182	-	-	-

Pos/Vial: 3 Name: LJ7L4 Analyzed: 08Sep2009 14:43
Run ID: 2 Meth: toc Vol (mL): 2.000
Remarks: <none>

SAMPLES			TIC Area	TIC Mass	TIC Conc	TOC Area	TOC Mass	TOC Conc	TC Area	TC Mass	TC Conc
Rep	Datafile	Date Time	(cts)	(ugC)	(ppm)	(cts)	(ugC)	(ppm)	(cts)	(ugC)	(ppm)
1	0908026	08Sep2009 14:43	-	-	-	1400	0.838	0.419	-	-	-

Pos/Vial: 4 Name: LJ8RV Analyzed: 08Sep2009 14:54
Run ID: 3 Meth: toc Vol (mL): 2.000
Remarks: <none>

SAMPLES			TIC Area	TIC Mass	TIC Conc	TOC Area	TOC Mass	TOC Conc	TC Area	TC Mass	TC Conc
Rep	Datafile	Date Time	(cts)	(ugC)	(ppm)	(cts)	(ugC)	(ppm)	(cts)	(ugC)	(ppm)
1	0908027	08Sep2009 14:54	-	-	-	2413	2.448	1.224	-	-	-

Pos/Vial: 5 Name: LJ8RX Analyzed: 08Sep2009 15:04
Run ID: 4 Meth: toc Vol (mL): 2.000
Remarks: <none>

SAMPLES			TIC Area	TIC Mass	TIC Conc	TOC Area	TOC Mass	TOC Conc	TC Area	TC Mass	TC Conc
Rep	Datafile	Date Time	(cts)	(ugC)	(ppm)	(cts)	(ugC)	(ppm)	(cts)	(ugC)	(ppm)
1	0908028	08Sep2009 15:04	-	-	-	2406	2.437	1.219	-	-	-

Pos/Vial: 6 Name: LJ1CN Analyzed: 08Sep2009 15:15
Run ID: 5 Meth: toc Vol (mL): 2.000
Remarks: <none>

SAMPLES			TIC	TIC	TIC	TOC	TOC	TOC	TC	TC	TC
			Area	Mass	Conc	Area	Mass	Conc	Area	Mass	Conc
Rep	Datafile	Date Time	(cts)	(ugC)	(ppm)	(cts)	(ugC)	(ppm)	(cts)	(ugC)	(ppm)
1	0908029	08Sep2009 15:15	-	-	-	3550	4.256	2.128	-	-	-

LJ1CN

Pos/Vial: 7 Name: LJ1CW Analyzed: 08Sep2009 15:25
Run ID: 6 Meth: toc Vol (mL): 2.000
Remarks: <none>

SAMPLES			TIC	TIC	TIC	TOC	TOC	TOC	TC	TC	TC
			Area	Mass	Conc	Area	Mass	Conc	Area	Mass	Conc
Rep	Datafile	Date Time	(cts)	(ugC)	(ppm)	(cts)	(ugC)	(ppm)	(cts)	(ugC)	(ppm)
1	0908030	08Sep2009 15:25	-	-	-	7364	10.320	5.160	-	-	-

Pos/Vial: 8 Name: LJ1CX Analyzed: 08Sep2009 15:36
Run ID: 7 Meth: toc Vol (mL): 2.000
Remarks: <none>

SAMPLES			TIC	TIC	TIC	TOC	TOC	TOC	TC	TC	TC
			Area	Mass	Conc	Area	Mass	Conc	Area	Mass	Conc
Rep	Datafile	Date Time	(cts)	(ugC)	(ppm)	(cts)	(ugC)	(ppm)	(cts)	(ugC)	(ppm)
1	0908031	08Sep2009 15:36	-	-	-	4640	5.989	2.995	-	-	-

Pos/Vial: 9 Name: LKEPQ RR Analyzed: 08Sep2009 15:46
Run ID: 8 Meth: toc Vol (mL): 2.000
Remarks: <none>

SAMPLES			TIC	TIC	TIC	TOC	TOC	TOC	TC	TC	TC
			Area	Mass	Conc	Area	Mass	Conc	Area	Mass	Conc
Rep	Datafile	Date Time	(cts)	(ugC)	(ppm)	(cts)	(ugC)	(ppm)	(cts)	(ugC)	(ppm)
1	0908032	08Sep2009 15:46	-	-	-	248904	394.341	197.171	-	-	-

A-Linear range exceeded (130ugC). 08Sep2009 15:46

Pos/Vial: 10 Name: LKEPR RR Analyzed: 08Sep2009 15:57
Run ID: 9 Meth: toc Vol (mL): 2.000
Remarks: <none>

SAMPLES			TIC	TIC	TIC	TOC	TOC	TOC	TC	TC	TC
			Area	Mass	Conc	Area	Mass	Conc	Area	Mass	Conc
Rep	Datafile	Date Time	(cts)	(ugC)	(ppm)	(cts)	(ugC)	(ppm)	(cts)	(ugC)	(ppm)
1	0908033	08Sep2009 15:57	-	-	-	168188	266.012	133.006	-	-	-

A-Linear range exceeded (130ugC). 08Sep2009 15:57

Pos/Vial: 11 Name: CCV Analyzed: 08Sep2009 16:07
Run ID: 10 Meth: toc Vol (mL): 2.000

Remarks: <none>

SAMPLES				TIC	TIC	TIC	TOC	TOC	TOC	TC	TC	TC
				Area	Mass	Conc	Area	Mass	Conc	Area	Mass	Conc
Rep	Datafile	Date	Time	(cts)	(ugC)	(ppm)	(cts)	(ugC)	(ppm)	(cts)	(ugC)	(ppm)
1	0908034	08Sep2009	16:07	-	-	-	34084	52.802	26.401	-	-	-

CCV

Pos/Vial: 12 Name: CCB Analyzed: 08Sep2009 16:18
Run ID: 11 Meth: toc Vol (mL): 2.000
Remarks: <none>

SAMPLES				TIC	TIC	TIC	TOC	TOC	TOC	TC	TC	TC
				Area	Mass	Conc	Area	Mass	Conc	Area	Mass	Conc
Rep	Datafile	Date	Time	(cts)	(ugC)	(ppm)	(cts)	(ugC)	(ppm)	(cts)	(ugC)	(ppm)
1	0908035	08Sep2009	16:18	-	-	-	994	0.192	0.096	-	-	-

Pos/Vial: 13 Name: LJEPV Analyzed: 08Sep2009 16:28
Run ID: 12 Meth: toc Vol (mL): 2.000
Remarks: <none>

SAMPLES				TIC	TIC	TIC	TOC	TOC	TOC	TC	TC	TC
				Area	Mass	Conc	Area	Mass	Conc	Area	Mass	Conc
Rep	Datafile	Date	Time	(cts)	(ugC)	(ppm)	(cts)	(ugC)	(ppm)	(cts)	(ugC)	(ppm)
1	0908036	08Sep2009	16:28	-	-	-	46196	72.058	36.029	-	-	-

Pos/Vial: 14 Name: LKEPX RR Analyzed: 08Sep2009 16:39
Run ID: 13 Meth: toc Vol (mL): 2.000
Remarks: <none>

SAMPLES				TIC	TIC	TIC	TOC	TOC	TOC	TC	TC	TC
				Area	Mass	Conc	Area	Mass	Conc	Area	Mass	Conc
Rep	Datafile	Date	Time	(cts)	(ugC)	(ppm)	(cts)	(ugC)	(ppm)	(cts)	(ugC)	(ppm)
1	0908037	08Sep2009	16:39	-	-	-	167342	264.667	132.333	-	-	-

A-Linear range exceeded (130ugC). 08Sep2009 16:39

Pos/Vial: 15 Name: LKEP2 RR Analyzed: 08Sep2009 16:49
Run ID: 14 Meth: toc Vol (mL): 2.000
Remarks: <none>

SAMPLES				TIC	TIC	TIC	TOC	TOC	TOC	TC	TC	TC
				Area	Mass	Conc	Area	Mass	Conc	Area	Mass	Conc
Rep	Datafile	Date	Time	(cts)	(ugC)	(ppm)	(cts)	(ugC)	(ppm)	(cts)	(ugC)	(ppm)
1	0908038	08Sep2009	16:49	-	-	-	249824	395.804	197.902	-	-	-

A-Linear range exceeded (130ugC). 08Sep2009 16:49

Pos/Vial: 16 Name: LKERM Analyzed: 08Sep2009 17:00

Run ID: 15 Meth: toc Vol (mL): 2.000
Remarks: <none>

SAMPLES			TIC	TIC	TIC	TOC	TOC	TOC	TC	TC	TC
			Area	Mass	Conc	Area	Mass	Conc	Area	Mass	Conc
Rep	Datafile	Date Time	(cts)	(ugC)	(ppm)	(cts)	(ugC)	(ppm)	(cts)	(ugC)	(ppm)
1	0908039	08Sep2009 17:00	-	-	-	17127	25.842	12.921	-	-	-

LKERM

Pos/Vial: 17 Name: LKET8 Analyzed: 08Sep2009 17:10
Run ID: 16 Meth: toc Vol (mL): 2.000
Remarks: <none>

SAMPLES			TIC	TIC	TIC	TOC	TOC	TOC	TC	TC	TC
			Area	Mass	Conc	Area	Mass	Conc	Area	Mass	Conc
Rep	Datafile	Date Time	(cts)	(ugC)	(ppm)	(cts)	(ugC)	(ppm)	(cts)	(ugC)	(ppm)
1	0908040	08Sep2009 17:10	-	-	-	16845	25.394	12.697	-	-	-

Pos/Vial: 18 Name: LKEVQ Analyzed: 08Sep2009 17:21
Run ID: 17 Meth: toc Vol (mL): 2.000
Remarks: <none>

SAMPLES			TIC	TIC	TIC	TOC	TOC	TOC	TC	TC	TC
			Area	Mass	Conc	Area	Mass	Conc	Area	Mass	Conc
Rep	Datafile	Date Time	(cts)	(ugC)	(ppm)	(cts)	(ugC)	(ppm)	(cts)	(ugC)	(ppm)
1	0908041	08Sep2009 17:21	-	-	-	5280	7.007	3.503	-	-	-

Pos/Vial: 19 Name: LKEVX Analyzed: 08Sep2009 17:31
Run ID: 18 Meth: toc Vol (mL): 2.000
Remarks: <none>

SAMPLES			TIC	TIC	TIC	TOC	TOC	TOC	TC	TC	TC
			Area	Mass	Conc	Area	Mass	Conc	Area	Mass	Conc
Rep	Datafile	Date Time	(cts)	(ugC)	(ppm)	(cts)	(ugC)	(ppm)	(cts)	(ugC)	(ppm)
1	0908042	08Sep2009 17:31	-	-	-	20443	31.114	15.557	-	-	-

Pos/Vial: 20 Name: LJVDL-4X RR Analyzed: 08Sep2009 17:40
Run ID: 19 Meth: toc Vol (mL): 2.000
Remarks: <none>

SAMPLES			TIC	TIC	TIC	TOC	TOC	TOC	TC	TC	TC
			Area	Mass	Conc	Area	Mass	Conc	Area	Mass	Conc
Rep	Datafile	Date Time	(cts)	(ugC)	(ppm)	(cts)	(ugC)	(ppm)	(cts)	(ugC)	(ppm)
1	0908043	08Sep2009 17:40	-	-	-	791306	1256.699	628.349	-	-	-

A-Linear range exceeded (130ugC). 08Sep2009 17:40

2	0908043	08Sep2009 17:48	-	-	-	745010	1183.093	591.547	-	-	-
3	0908043	08Sep2009 17:56	-	-	-	769251	1221.634	610.817	-	-	-
4	0908043	08Sep2009 18:06	-	-	-	753610	1196.766	598.383	-	-	-

Avg						764794	1214.548	607.274			

Std.Dev. 20324.365
RSD (%) 2.66

Pos/Vial: 21 Name: LJVDN RR Analyzed: 08Sep2009 18:14
Run ID: 20 Meth: toc Vol (mL): 2.000
Remarks: <none>

SAMPLES			TIC Area	TIC Mass	TIC Conc	TOC Area	TOC Mass	TOC Conc	TC Area	TC Mass	TC Conc
Rep	Datafile	Date Time	(cts)	(ugC)	(ppm)	(cts)	(ugC)	(ppm)	(cts)	(ugC)	(ppm)
1	0908044	08Sep2009 18:14	-	-	-	10490	15.290	7.645	-	-	-
2	0908044	08Sep2009 18:22	-	-	-	5645	7.587	3.793	-	-	-
3	0908044	08Sep2009 18:30	-	-	-	4678	6.050	3.025	-	-	-
4	0908044	08Sep2009 18:40	-	-	-	4739	6.147	3.073	-	-	-
Avg						6388	8.768	4.384			
Std.Dev.						2770.184					
RSD (%)						43.37					

Pos/Vial: 22 Name: LJVDP Analyzed: 08Sep2009 18:49
Run ID: 21 Meth: toc Vol (mL): 2.000
Remarks: <none>

SAMPLES			TIC Area	TIC Mass	TIC Conc	TOC Area	TOC Mass	TOC Conc	TC Area	TC Mass	TC Conc
Rep	Datafile	Date Time	(cts)	(ugC)	(ppm)	(cts)	(ugC)	(ppm)	(cts)	(ugC)	(ppm)
1	0908045	08Sep2009 18:49	-	-	-	3180	3.668	1.834	-	-	-
2	0908045	08Sep2009 18:57	-	-	-	3005	3.390	1.695	-	-	-
3	0908045	08Sep2009 19:05	-	-	-	2976	3.344	1.672	-	-	-
4	0908045	08Sep2009 19:15	-	-	-	3456	4.107	2.053	-	-	-
Avg						3154	3.627	1.814			
Std.Dev.						220.427					
RSD (%)						6.99					

Pos/Vial: 23 Name: CCV Analyzed: 08Sep2009 19:25
Run ID: 22 Meth: toc Vol (mL): 2.000
Remarks: <none>

SAMPLES			TIC Area	TIC Mass	TIC Conc	TOC Area	TOC Mass	TOC Conc	TC Area	TC Mass	TC Conc
Rep	Datafile	Date Time	(cts)	(ugC)	(ppm)	(cts)	(ugC)	(ppm)	(cts)	(ugC)	(ppm)
1	0908046	08Sep2009 19:25	-	-	-	32393	50.113	25.057	-	-	-

Pos/Vial: 24 Name: CCB Analyzed: 08Sep2009 19:36
Run ID: 23 Meth: toc Vol (mL): 2.000
Remarks: <none>

SAMPLES			TIC Area	TIC Mass	TIC Conc	TOC Area	TOC Mass	TOC Conc	TC Area	TC Mass	TC Conc
Rep	Datafile	Date Time	(cts)	(ugC)	(ppm)	(cts)	(ugC)	(ppm)	(cts)	(ugC)	(ppm)
1	0908047	08Sep2009 19:36	-	-	-	605	0.000	0.000	-	-	-

Pos/Vial: 25 Name: LJVDQ RR Analyzed: 08Sep2009 19:44

Run ID: 24 Meth: toc Vol (mL): 2.000
Remarks: <none>

SAMPLES			TIC Area	TIC Mass	TIC Conc	TOC Area	TOC Mass	TOC Conc	TC Area	TC Mass	TC Conc
Rep	Datafile	Date Time	(cts)	(ugC)	(ppm)	(cts)	(ugC)	(ppm)	(cts)	(ugC)	(ppm)
1	0908048	08Sep2009 19:44	-	-	-	633523	1005.842	502.921	-	-	-

A-Linear range exceeded (130ugC). 08Sep2009 19:44

2	0908048	08Sep2009 19:52	-	-	-	735791	1168.436	584.218	-	-	-
3	0908048	08Sep2009 20:00	-	-	-	661797	1050.794	525.397	-	-	-
4	0908048	08Sep2009 20:10	-	-	-	656068	1041.686	520.843	-	-	-
Avg						671794	1066.689	533.345			
Std.Dev.						44375.414					
RSD (%)						6.61					

Pos/Vial: 26 Name: LJVDR RR Analyzed: 08Sep2009 20:19
Run ID: 25 Meth: toc Vol (mL): 2.000
Remarks: <none>

SAMPLES			TIC Area	TIC Mass	TIC Conc	TOC Area	TOC Mass	TOC Conc	TC Area	TC Mass	TC Conc
Rep	Datafile	Date Time	(cts)	(ugC)	(ppm)	(cts)	(ugC)	(ppm)	(cts)	(ugC)	(ppm)
1	0908049	08Sep2009 20:19	-	-	-	164529	260.194	130.097	-	-	-

A-Linear range exceeded (130ugC). 08Sep2009 20:19

2	0908049	08Sep2009 20:27	-	-	-	173078	273.786	136.893	-	-	-
3	0908049	08Sep2009 20:35	-	-	-	180362	285.367	142.684	-	-	-
4	0908049	08Sep2009 20:45	-	-	-	182369	288.558	144.279	-	-	-
Avg						175084	276.976	138.488			
Std.Dev.						8090.335					
RSD (%)						4.62					

Pos/Vial: 27 Name: LJVDT RR Analyzed: 08Sep2009 20:53
Run ID: 26 Meth: toc Vol (mL): 2.000
Remarks: <none>

SAMPLES			TIC Area	TIC Mass	TIC Conc	TOC Area	TOC Mass	TOC Conc	TC Area	TC Mass	TC Conc
Rep	Datafile	Date Time	(cts)	(ugC)	(ppm)	(cts)	(ugC)	(ppm)	(cts)	(ugC)	(ppm)
1	0908050	08Sep2009 20:53	-	-	-	429467	681.416	340.708	-	-	-

A-Linear range exceeded (130ugC). 08Sep2009 20:53

2	0908050	08Sep2009 21:01	-	-	-	404523	641.758	320.879	-	-	-
3	0908050	08Sep2009 21:09	-	-	-	413138	655.454	327.727	-	-	-
4	0908050	08Sep2009 21:19	-	-	-	406189	644.406	322.203	-	-	-
Avg						413329	655.759	327.879			

Std.Dev.	11387.080	
RSD (%)	2.76	

Pos/Vial: 28 Name: LJWDQ/D Analyzed: 08Sep2009 21:28
Run ID: 27 Meth: toc Vol (mL): 2.000
Remarks: <none>

SAMPLES			TIC Area	TIC Mass	TIC Conc	TOC Area	TOC Mass	TOC Conc	TC Area	TC Mass	TC Conc
Rep	Datafile	Date Time	(cts)	(ugC)	(ppm)	(cts)	(ugC)	(ppm)	(cts)	(ugC)	(ppm)
1	0908051	08Sep2009 21:28	-	-	-	8342	11.875	5.937	-	-	-
2	0908051	08Sep2009 21:36	-	-	-	7128	9.945	4.972	-	-	-
3	0908051	08Sep2009 21:44	-	-	-	6704	9.271	4.635	-	-	-
4	0908051	08Sep2009 21:54	-	-	-	6225	8.509	4.254	-	-	-
Avg						7099	9.900	4.950			
Std.Dev.						906.603					
RSD (%)						12.77					

Pos/Vial: 29 Name: LJX5T/D Analyzed: 08Sep2009 22:02
Run ID: 28 Meth: toc Vol (mL): 2.000
Remarks: <none>

SAMPLES			TIC Area	TIC Mass	TIC Conc	TOC Area	TOC Mass	TOC Conc	TC Area	TC Mass	TC Conc
Rep	Datafile	Date Time	(cts)	(ugC)	(ppm)	(cts)	(ugC)	(ppm)	(cts)	(ugC)	(ppm)
1	0908052	08Sep2009 22:02	-	-	-	15322	22.972	11.486	-	-	-
2	0908052	08Sep2009 22:11	-	-	-	14386	21.484	10.742	-	-	-
3	0908052	08Sep2009 22:19	-	-	-	13340	19.821	9.911	-	-	-
4	0908052	08Sep2009 22:28	-	-	-	11111	16.277	8.139	-	-	-
Avg						13539	20.139	10.069			
Std.Dev.						1810.274					
RSD (%)						13.37					

Pos/Vial: 30 Name: LJX58/D Analyzed: 08Sep2009 22:37
Run ID: 29 Meth: toc Vol (mL): 2.000
Remarks: <none>

SAMPLES			TIC Area	TIC Mass	TIC Conc	TOC Area	TOC Mass	TOC Conc	TC Area	TC Mass	TC Conc
Rep	Datafile	Date Time	(cts)	(ugC)	(ppm)	(cts)	(ugC)	(ppm)	(cts)	(ugC)	(ppm)
1	0908053	08Sep2009 22:37	-	-	-	5164	6.822	3.411	-	-	-
2	0908053	08Sep2009 22:45	-	-	-	4397	5.603	2.801	-	-	-
3	0908053	08Sep2009 22:53	-	-	-	4556	5.856	2.928	-	-	-
4	0908053	08Sep2009 23:03	-	-	-	4225	5.329	2.665	-	-	-
Avg						4585	5.902	2.951			
Std.Dev.						408.667					
RSD (%)						8.91					

Pos/Vial: 31 Name: LJ7J3/D Analyzed: 08Sep2009 23:12
Run ID: 30 Meth: toc Vol (mL): 2.000
Remarks: <none>

SAMPLES	TIC	TIC	TIC	TOC	TOC	TOC	TC	TC	TC

Rep	Datafile	Date	Time	TIC Area (cts)	TIC Mass (ugC)	TIC Conc (ppm)	TOC Area (cts)	TOC Mass (ugC)	TOC Conc (ppm)	TC Area (cts)	TC Mass (ugC)	TC Conc (ppm)
1	0908054	08Sep2009	23:12	-	-	-	41412	64.452	32.226	-	-	-
2	0908054	08Sep2009	23:20	-	-	-	42354	65.950	32.975	-	-	-
3	0908054	08Sep2009	23:28	-	-	-	44229	68.931	34.466	-	-	-
4	0908054	08Sep2009	23:38	-	-	-	41548	64.669	32.334	-	-	-
Avg							42385	66.001	33.000			
Std.Dev.							1297.253					
RSD (%)							3.06					

LJ7J3/D

Pos/Vial: 32 Name: LJ7J5/D Analyzed: 08Sep2009 23:46
Run ID: 31 Meth: toc Vol (mL): 2.000
Remarks: <none>

SAMPLES

Rep	Datafile	Date	Time	TIC Area (cts)	TIC Mass (ugC)	TIC Conc (ppm)	TOC Area (cts)	TOC Mass (ugC)	TOC Conc (ppm)	TC Area (cts)	TC Mass (ugC)	TC Conc (ppm)
1	0908055	08Sep2009	23:46	-	-	-	8746	12.517	6.259	-	-	-
2	0908055	08Sep2009	23:54	-	-	-	8238	11.710	5.855	-	-	-
3	0908055	09Sep2009	00:02	-	-	-	9074	13.039	6.519	-	-	-
4	0908055	09Sep2009	00:12	-	-	-	8833	12.655	6.328	-	-	-
Avg							8722	12.480	6.240			
Std.Dev.							351.689					
RSD (%)							4.03					

9/9

Pos/Vial: 33 Name: LJ7KK/D Analyzed: 09Sep2009 00:21
Run ID: 32 Meth: toc Vol (mL): 2.000
Remarks: <none>

SAMPLES

Rep	Datafile	Date	Time	TIC Area (cts)	TIC Mass (ugC)	TIC Conc (ppm)	TOC Area (cts)	TOC Mass (ugC)	TOC Conc (ppm)	TC Area (cts)	TC Mass (ugC)	TC Conc (ppm)
1	0908056	09Sep2009	00:21	-	-	-	10633	15.517	7.759	-	-	-
2	0908056	09Sep2009	00:29	-	-	-	10071	14.624	7.312	-	-	-
3	0908056	09Sep2009	00:37	-	-	-	10136	14.727	7.364	-	-	-
4	0908056	09Sep2009	00:47	-	-	-	10020	14.543	7.271	-	-	-
Avg							10215	14.853	7.426			
Std.Dev.							282.681					
RSD (%)							2.77					

Pos/Vial: 34 Name: LKCVX/D Analyzed: 09Sep2009 00:55
Run ID: 33 Meth: toc Vol (mL): 2.000
Remarks: <none>

SAMPLES

Rep	Datafile	Date	Time	TIC Area (cts)	TIC Mass (ugC)	TIC Conc (ppm)	TOC Area (cts)	TOC Mass (ugC)	TOC Conc (ppm)	TC Area (cts)	TC Mass (ugC)	TC Conc (ppm)
1	0908057	09Sep2009	00:55	-	-	-	10971	16.055	8.027	-	-	-
2	0908057	09Sep2009	01:03	-	-	-	8122	11.525	5.762	-	-	-
3	0908057	09Sep2009	01:11	-	-	-	8670	12.396	6.198	-	-	-
4	0908057	09Sep2009	01:21	-	-	-	9496	13.710	6.855	-	-	-

LKCVX/D

Avg	9314	13.421	6.711
Std.Dev.	1240.211		
RSD (%)	13.31		

Pos/Vial: 35 Name: CCV Analyzed: 09Sep2009 01:32
Run ID: 34 Meth: toc Vol (mL): 2.000
Remarks: <none>

SAMPLES			TIC Area (cts)	TIC Mass (ugC)	TIC Conc (ppm)	TOC Area (cts)	TOC Mass (ugC)	TOC Conc (ppm)	TC Area (cts)	TC Mass (ugC)	TC Conc (ppm)
Rep	Datafile	Date Time									
1	0908058	09Sep2009 01:32	-	-	-	33523	51.910	25.955	-	-	-

Pos/Vial: 36 Name: CCB Analyzed: 09Sep2009 01:42
Run ID: 35 Meth: toc Vol (mL): 2.000
Remarks: <none>

SAMPLES			TIC Area (cts)	TIC Mass (ugC)	TIC Conc (ppm)	TOC Area (cts)	TOC Mass (ugC)	TOC Conc (ppm)	TC Area (cts)	TC Mass (ugC)	TC Conc (ppm)
Rep	Datafile	Date Time									
1	0908059	09Sep2009 01:42	-	-	-	731	0.000	0.000	-	-	-

Pos/Vial: 37 Name: LKCV3/D Analyzed: 09Sep2009 01:51
Run ID: 36 Meth: toc Vol (mL): 2.000
Remarks: <none>

SAMPLES			TIC Area (cts)	TIC Mass (ugC)	TIC Conc (ppm)	TOC Area (cts)	TOC Mass (ugC)	TOC Conc (ppm)	TC Area (cts)	TC Mass (ugC)	TC Conc (ppm)
Rep	Datafile	Date Time									
1	0908060	09Sep2009 01:51	-	-	-	51732	80.860	40.430	-	-	-
2	0908060	09Sep2009 01:59	-	-	-	53686	83.967	41.983	-	-	-
3	0908060	09Sep2009 02:07	-	-	-	52757	82.490	41.245	-	-	-
4	0908060	09Sep2009 02:17	-	-	-	52428	81.967	40.983	-	-	-

Avg	52650	82.321	41.160
Std.Dev.	811.737		
RSD (%)	1.54		

Pos/Vial: 38 Name: LKDK1/D Analyzed: 09Sep2009 02:26
Run ID: 37 Meth: toc Vol (mL): 2.000
Remarks: <none>

SAMPLES			TIC Area (cts)	TIC Mass (ugC)	TIC Conc (ppm)	TOC Area (cts)	TOC Mass (ugC)	TOC Conc (ppm)	TC Area (cts)	TC Mass (ugC)	TC Conc (ppm)
Rep	Datafile	Date Time									
1	0908061	09Sep2009 02:26	-	-	-	10947	16.017	8.008	-	-	-
2	0908061	09Sep2009 02:34	-	-	-	10250	14.908	7.454	-	-	-
3	0908061	09Sep2009 02:42	-	-	-	10092	14.657	7.329	-	-	-
4	0908061	09Sep2009 02:52	-	-	-	11077	16.223	8.112	-	-	-

Avg	10591	15.451	7.726
Std.Dev.	492.684		
RSD (%)	4.65		

Pos/Vial: 39 Name: LKDLM/D Analyzed: 09Sep2009 03:00
Run ID: 38 Meth: toc Vol (mL): 2.000
Remarks: <none>

SAMPLES			TIC Area	TIC Mass	TIC Conc	TOC Area	TOC Mass	TOC Conc	TC Area	TC Mass	TC Conc
Rep	Datafile	Date Time	(cts)	(ugC)	(ppm)	(cts)	(ugC)	(ppm)	(cts)	(ugC)	(ppm)
1	0908062	09Sep2009 03:00	-	-	-	6308	8.641	4.320	-	-	-
2	0908062	09Sep2009 03:08	-	-	-	5662	7.614	3.807	-	-	-
3	0908062	09Sep2009 03:16	-	-	-	5345	7.110	3.555	-	-	-
4	0908062	09Sep2009 03:26	-	-	-	5000	6.561	3.281	-	-	-
Avg						5578	7.482	3.741			
Std.Dev.						556.275					
RSD (%)						9.97					

Pos/Vial: 40 Name: CCV Analyzed: 09Sep2009 03:37
Run ID: 39 Meth: toc Vol (mL): 2.000
Remarks: <none>

SAMPLES			TIC Area	TIC Mass	TIC Conc	TOC Area	TOC Mass	TOC Conc	TC Area	TC Mass	TC Conc
Rep	Datafile	Date Time	(cts)	(ugC)	(ppm)	(cts)	(ugC)	(ppm)	(cts)	(ugC)	(ppm)
1	0908063	09Sep2009 03:37	-	-	-	34509	53.477	26.739	-	-	-

Pos/Vial: 41 Name: CCB Analyzed: 09Sep2009 03:47
Run ID: 40 Meth: toc Vol (mL): 2.000
Remarks: <none>

SAMPLES			TIC Area	TIC Mass	TIC Conc	TOC Area	TOC Mass	TOC Conc	TC Area	TC Mass	TC Conc
Rep	Datafile	Date Time	(cts)	(ugC)	(ppm)	(cts)	(ugC)	(ppm)	(cts)	(ugC)	(ppm)
1	0908064	09Sep2009 03:47	-	-	-	660	0.000	0.000	-	-	-

North Canton

TestAmerica

North Canton, OH

160.1 / 2540C TDS Logsheet

Analysis:	TDS											
rep Date:	8/26/2009		wt 2. date:	8/27/2009		Batch:	9238394/5					
Time in:	14:30		Time out:	12:30								
Temp in:	99		Temp out:	178		LCS No.	P167-506					
						LCS Prep:	7/9/2009					
/t 1. date:	8/27/2009		wt 3. date:			TV =	293		Oven	1		
Time out:	9:30		Time out:			Analyst:	JB		Oven	4		
'emp out:	178		Temp out:						Balance	B027		

Sample No.	Tare wt (g)	Sample (ml)	wt 1. (g)	wt 2. (g)	wt 3. (g)	Final wt (g)	diff (g)	**Result mg/L**	Cond Screen	Take Third Weight	TDS/Cond Comp	**diff >.2g**	Sample matrix Comments
ANK	68.1376	100	68.1376	68.1379		68.1376	0	**0**	NA		#VALUE!		
S	79.0828	**50**	79.0972	79.0974		79.0972	0.0144	**288**	NA		#VALUE!		
.XR	65.7916	100	65.8267	65.8266		65.8266	0.035	**350**	600				
.XV	68.8159	100	68.8298	68.8296		68.8296	0.0137	**137**	200				
.XV-X	77.2068	100	77.2202	77.2202		77.2202	0.0134	**134**	200				
PW8	74.9321	100	75.0045	75.0046		75.0045	0.0724	**724**	1050				
PXM	79.7106	100	79.7565	79.7564		79.7564	0.0458	**458**	800				
IFT	74.6447	**25**	74.7047	74.7047		74.7047	0.06	**2400**	3500				
IFW	67.6238	100	67.7111	67.7111		67.7111	0.0873	**873**	1310				
IFW-X	77.2371	100	77.3244	77.3245		77.3244	0.0873	**873**	1310				
IFX	74.3995	100	74.4854	74.4854		74.4854	0.0859	**859**	1290				
.XT	79.2092	100	79.2165	79.2167		79.2165	0.0073	**73**	90				
.XW	68.8361	100	68.8402	68.8405		68.8402	0.0041	**41**	60				
.XX	66.4743	100	66.4796	66.4797		66.4796	0.0053	**53**	80				
.X0	72.5468	100	72.5528	72.5528		72.5528	0.006	**60**	80				
.X1	72.4274	100	72.4346	72.4346		72.4346	0.0072	**72**	90				
.X2	74.6737	100	74.6767	74.6767		74.6767	0.003	**30**	40				
.X3	67.1543	100	67.1626	67.1628		67.1626	0.0083	**83**	100				
.X4	74.4961	100	74.5015	74.5014		74.5014	0.0053	**53**	80				
.X5	72.2972	100	72.3043	72.3039		72.3039	0.0067	**67**	80				
.X6	69.3030	100	69.3110	69.3109		69.3109	0.0079	**79**	100				
.X7	78.5540	100	78.5599	78.5599		78.5599	0.0059	**59**	70				
.X8	69.1933	100	69.2008	69.2004		69.2004	0.0071	**71**	90				
.X9	68.2559	100	68.2636	68.2632		68.2632	0.0073	**73**	90				

TestAmerica
North Canton, OH
160.1 / 2540C TDS Logsheet

Analysis:	TDS												
rep Date:	8/27/2009		wt 2. date:	8/28/2009		Batch:	9239340/1						
Time in:	14:40		Time out:	12:30									
Temp in:	100		Temp out:	178		LCS No.	P167-506						
						LCS Prep:	7/9/2009						
/t 1. date:	8/28/2009		wt 3. date:			TV =	293		Oven	1			
Time out:	9:45		Time out:			Analyst:	JB		Oven	4			
'emp out:	178		Temp out:						Balance	B027			

Sample No.	Tare wt (g)	Sample (ml)	wt 1. (g)	wt 2. (g)	wt 3. (g)	Final wt (g)	diff (g)	**Result mg/L**	Cond Screen	Take Third Weight	TDS/Cond Comp	**diff >.2g**	Sample matrix Comments
ANK	69.2032	100	69.2032	69.2032		69.2032	0	**0**	NA		#VALUE!		
S	72.2845	**50**	72.2992	72.2996		72.2992	0.0147	**294**	NA		#VALUE!		
NAW	68.7465	**50**	68.8321	68.8317		68.8317	0.0852	**1704**	2600				
NAX	69.6217	100	69.6743	69.6745		69.6743	0.0526	**526**	790				
NA0	72.3955	**50**	72.4630	72.4630		72.4630	0.0675	**1350**	1930				
R73	81.4577	**50**	81.5616	81.5612		81.5612	0.1035	**2070**	2700				
R8C	72.8413	100	72.8959	72.8960		72.8959	0.0546	**546**	810				
R8J	72.9089	**50**	72.9929	72.9928		72.9928	0.0839	**1678**	2300				
TCV	72.7127	100	72.7525	72.7525		72.7525	0.0398	**398**	520				
TDX	73.3838	100	73.3943	73.3943		73.3943	0.0105	**105**	140				
TGE	78.7371	100	78.8368	78.8369		78.8368	0.0997	**997**	1400				
MK4	73.5501	100	73.6122	73.6118		73.6118	0.0617	**617**	790				
TCX	66.9042	100	66.9609	66.9606		66.9606	0.0564	**564**	800				
TCX-X	66.9700	100	67.0302	67.0305		67.0302	0.0602	**602**	800				
IQ3	73.3101	100	73.3188	73.3184		73.3184	0.0083	**83**	100				
IQ6	76.4305	100	76.4365	76.4362		76.4362	0.0057	**57**	80				
IQ7	80.1740	100	80.1785	80.1784		80.1784	0.0044	**44**	50				
IQ8	73.6847	100	73.6910	73.6909		73.6909	0.0062	**62**	80				
IQ8-X	75.4622	100	75.4686	75.4683		75.4683	0.0061	**61**	80				
IRA	71.8756	100	71.8818	71.8817		71.8817	0.0061	**61**	80				
IRC	72.5773	100	72.5838	72.5838		72.5838	0.0065	**65**	80				
IRD	76.7856	100	76.7921	76.7919		76.7919	0.0063	**63**	80				
IRE	74.9863	100	74.9932	74.9928		74.9928	0.0065	**65**	80				
IRJ	70.1357	100	70.1428	70.1425		70.1425	0.0068	**68**	80				

TestAmerica

North Canton, OH

160.1 / 2540C TDS Logsheet

Analysis:	TDS												
rep Date:	9/2/2009		wt 2. date:	9/3/2009		Batch:	9245360						
Time in:	15:00		Time out:	1:30									
Temp in:	99		Temp out:	180		LCS No.	P167-506						
						LCS Prep:	9/2/2009						
/t 1. date:	9/3/2009		wt 3. date:			TV =	293		Oven	1			
Time out:	10:30		Time out:			Analyst:	JB		Oven	4			
'emp out:	178		Temp out:						Balance	B027			

Sample No.	Tare wt (g)	Sample (ml)	wt 1. (g)	wt 2. (g)	wt 3. (g)	Final wt (g)	diff (g)	**Result mg/L**	Cond Screen	Take Third Weight	TDS/Cond Comp	**diff >.2g**	Sample matrix Comments
ANK	70.1547	100	70.1546	70.1550		70.1546	-0.0001	**-1**	NA		#VALUE!		
S	71.6040	**50**	71.6185	71.6182		71.6182	0.0142	**284**	NA		#VALUE!		
3P4	75.2741	**20**	75.2980	75.2980		75.2980	0.0239	**1195**	1910				5X DIL DUE TO MATR
3P5	71.5696	**50**	71.6375	71.6372		71.6372	0.0676	**1352**	1640				
3P6	83.0286	100	83.0689	83.0688		83.0688	0.0402	**402**	660				
3P7	68.9916	100	69.0310	69.0309		69.0309	0.0393	**393**	620				
3P7-X	74.2313	100	74.2715	74.2714		74.2714	0.0401	**401**	620				
3P8	69.8440	100	69.8789	69.8785		69.8785	0.0345	**345**	530				
3P9	72.3211	**50**	72.4575	72.4572		72.4572	0.1361	**2722**	2700				
3QA	72.5125	100	72.5560	72.5559		72.5559	0.0434	**434**	660				
3QC	67.9586	**50**	68.1020	68.1020		68.1020	0.1434	**2868**	2800				
/1L	69.3574	100	69.4628	69.4625		69.4625	0.1051	**1051**	1370				
3P1	71.9520	**50**	72.0162	72.0161		72.0161	0.0641	**1282**	1840				
/DQ	76.3741	**50**	76.4300	76.4299		76.4299	0.0558	**1116**	1920				
/D4	74.3842	100	74.3956	74.3952		74.3952	0.011	**110**	170				
/F7	68.3242	100	68.3752	68.3750		68.3750	0.0508	**508**	750				
/GA	68.2553	100	68.2973	68.2970		68.2970	0.0417	**417**	670				
<81	67.1543	100	67.2178	67.2175		67.2175	0.0632	**632**	960				
<9K	79.0819	100	79.1447	79.1446		79.1446	0.0627	**627**	950				
<9L	69.1925	100	69.2666	69.2663		69.2663	0.0738	**738**	1120				
<9N	74.4955	100	74.5708	74.5710		74.5708	0.0753	**753**	1120				
<92	77.2364	100	REMOVED			0.0000	-77.2364	**-772364**	730	#VALUE!	low		
<94	65.7913	100	65.8363	65.8360		65.8360	0.0447	**447**	690				
<94-X	72.4272	100	72.4692	72.4689		72.4689	0.0417	**417**	690				

Tetra Tech NUS **INTERNAL CORRESPONDENCE**

TO: **A. APANAVAGE** **DATE:** **SEPTEMBER 29, 2009**

FROM: **A. COGNETTI** **COPIES:** **DV FILE**

SUBJECT: **ORGANIC DATA VALIDATION-**
VOLATILE ORGANIC COMPOUNDS/SEMI-VOLATILE ORGANIC COMPOUNDS/ORGANIC VOLATILE GASES
LOCKHEED- MIDDLE RIVER CENTER – LIMITED REVIEW
SAMPLE DELIVERY GROUP (SDG) A9H050300

SAMPLES: 15/Aqueous/VOC

MRC-MW24A-080609	MRC-MW25A-080609	MRC-MW26A-080409
MRC-MW29A-080409	MRC-MW30A-080409	MRC-MW44A-080509
MRC-MW50A-080509	MRC-MW60A-080309	MRC-MW63A-080509
MRC-MW70A-080709	MRC-MW70B-080709	MRC-MW72B-080709
TB-080309	TB-080509	TB-080709

3/Aqueous/SVOC

MRC-MW44A-080509	MRC-MW70A-080709	MRC-MW70B-080709

2/Aqueous/OVG

MRC-MW24A-080609	MRC-MW25A-080609

Overview

The sample set for LOCKHEED- MIDDLE RIVER CENTER, SDG A9H050300 consists of fifteen aqueous samples. All samples were analyzed for volatile organic compounds (VOC). Three aqueous environmental samples, MRC-MW44A-080509, MRC-MW70A-080709 and MRC-MW70B-080709, were also analyzed for 1,4-dioxane in the semivolatile organic compound (SVOC) fraction. Aqueous samples MRC-MW24A-080609 and MRC-MW25A-080609 were also analyzed for organic volatile gases (OVG).

The samples were collected on August 3-7, 2009 and analyzed by Test America Laboratories, Inc. Volatile organic compound analyses were conducted in accordance to SW-846 Method 8260B. Semivolatile organic compound analyses for 1,4-dioxane followed SW-846 Method 8270C. OVG analyses followed method RSK SOP-175.

Summary

The data contained in this SDG were validated with regard to the following parameters: data completeness, system performance, holding times, initial / continuing calibrations, laboratory method blank results, compound identification and detection limits.

Areas of concern with respect to data quality are listed below.

Major Problems

- In the volatile initial calibration of instrument A3UX11 on June 22, 2009 and the continuing calibration on August 10, 2009 @8:50, tert-butyl alcohol had a mean relative retention factor (RRF) less than the 0.05 quality control criteria. The positive detection of tert-butyl alocohol in sample

MRC-MW29A-080409 was qualified (L) The nondetected results in the affected samples MRC-MW60A-080309, MRC-MW26A-080409 and TB-080309 were qualified as rejected (UR).

- In the volatile initial calibration of instrument A3UX15 on July 21, 2009 and the continuing calibrations on August 11, 2009 @10:45 and August 14, 2009 @10:18, tert-butyl alcohol had a mean RRF less than the 0.05 quality control criteria. The nondetected results in the affected samples MRC-MW30A-080409 and MRC-MW72B-080709 were qualified as rejected (UR).

- In the volatile initial calibration of instrument A3UX16 on July 6, 2009 and the continuing calibration on August 12, 2009, tert-butyl alcohol had a mean RRF less than the 0.05 quality control limit. The nondetected results were qualified as rejected (UR) in the affected samples TB-080509, MRC-MW50A-080509, MRC-MW44A-080509, MRC-MW63A-080509, MRC-MW25A-080609, MRC-24A-080609, TB-080709, MRC-MW70A-080709 and MRC-MW70B-080709.

Minor Problems

- Laboratory contaminants were detected in the volatile fraction in several method blanks and trip blanks.

Method Blank	Contaminant	Maximum Concentration (ug/L)	Action Level (ug/L)	Affected Samples
LHXNK1AA	1,2,4-trichlorobenzene	0.22	1.10	MRC-MW60A-080309
				MRC-MW26A-080409
				MRC-MW29A-080409
LHOFL1AA	Methylene chloride	0.52	5.20	MRC-MW30A-080409
LH4681AA	1,2,4-trichlorobenzene	0.28	1.4	MRC-MW50A-080509
	Hexachlorobutadiene	0.57	2.85	MRC-MW44A-080509
	Tert-butyl alcohol	22.0	110.0	MRC-MW63A-080509
	1,2,3-trichlorobenzene	0.50	2.5	MRC-MW25A-080609
	Tert-amyl methyl ether	0.21	1.05	MRC-MW24A-080609
				MRC-MW70A-080709
				MRC-MW70B-080709
LH9HG1AA	Methylene chloride	0.58	5.8	MRC-MW72B-080709
Trip Blank	Acetone	4.322	43.22	All Samples

An action level of 5X the maximum concentration level has been used in order to evaluate sample data for blank contamination. Methylene chloride and acetone, common laboratory contaminants, action level was 10X the maximum concentration of methylene chloride and acetone. Positive results less than the action level were qualified (B) as a result of blank contamination. Sample aliquot and dilution factors were taken into account in validation of data. No action was taken on the nondetected results in the affected samples.

Notes

In the initial calibration of instrument A3UX11 on June 22, 2009, trans 1,3-dichloropropene, dibromochloromethane and bromoform had a Relative Percent Difference (%RSD) greater than the 30% quality control limit. No action was taken on the nondetected results in the affected samples MRC-MW60A-080309, MRC-MW26A-080409, MRC-MW29A-080409 and TB-080309.

In the continuing calibration of instrument A3UX11 on August 10, 2009 @ 8:50, several analytes had a percent difference (%D) greater than the 25% quality control limit. These analytes included chloroethane,

vinyl acetate, 1,2,4-trichlorobenzene, hexachlorobutadiene, naphthalene and 1,2,3-trichlorobenzene. No action was taken on the nondetected results in the affected samples MRC-MW60A-080309, MRC-MW29A-080409, MRC-MW26A-080409 and TB-080309.

In the continuing calibration of instrument A3UX15 on August 11, 2009 @ 10:45, bromomethane and vinyl acetate had a %D greater than the 25% quality control limit. No action was taken on the nondetected results in the affected sample MRC-MW30A-080409.

In the continuing calibration of instrument A3UX15 on August 14, 2009 @ 10:18, carbon tetrachloride had a %D greater than the 25% quality control limit. No action was taken on the nondetected result in the affected sample MRC-MW72B-080709.

Samples were diluted in the volatile fraction as follows: MRC-MW60A-080309 (25X), MRC-MW25A-080609 (4X), MRC-MW24A-080609 (1.67X) and MRC-MW72B-080709 (166.67X).

The laboratory had to be contacted to correct forms V and VIII. Samples MRC-26A-080409, MRC-MW29A-080409 and TB-080309 were missing from the original forms V and VIII.

Field blanks are not qualified for blank contamination.

EXECUTIVE SUMMARY

Laboratory Performance Issues: Tert-butyl alcohol had RRF less than quality control limits in the initial and continuing calibrations. Several contaminants were detected in the method blanks and trip blanks.

Other Factors Affecting Data Quality: None.

The data for these analyses were reviewed with reference to the Region III EPA Functional Guidelines for Organic Data Validation (9/94), and the Department of Defense (DoD) document entitled "Quality Systems Manual (QSM) for Environmental Laboratories" (January 2006).

The text of this report has been formulated to address only those problem areas affecting data quality.

Ann Cognetti

Tetra Tech NUS
Ann Cognetti
Chemist/Data Validator

TetraTech NUS
Joseph A. Samchuck
Data Validation Quality Assurance Officer

Attachments:
Appendix A – Qualified Analytical Results
Appendix B – Results as Reported by the Laboratory
Appendix C – Support Documentation

Appendix A

Qualified Analytical Results

Data Validation Qualifier Codes:

A = Lab Blank Contamination
B = Field Blank Contamination
C = Calibration Noncompliance (e.g. % RSDs, %Ds, ICVs, CCVs, RRFs, etc.)
C01 = GC/MS Tuning Noncompliance
D = MS/MSD Recovery Noncompliance
E = LCS/LCSD Recovery Noncompliance
F = Lab Duplicate Imprecision
G = Field Duplicate Imprecision
H = Holding Time Exceedance
I = ICP Serial Dilution Noncompliance
J = GFAA PDS - GFAA MSA's $r < 0.995$
K = ICP Interference - includes ICS % R Noncompliance
L = Instrument Calibration Range Exceedance
M = Sample Preservation Noncompliance
N = Internal Standard Noncompliance
N01 = Internal Standard Recovery Noncompliance Dioxins
N02 = Recovery Standard Noncompliance Dioxins
N03 = Clean-up Standard Noncompliance Dioxins
O = Poor Instrument Performance (e.g. base-line drifting)
P = Uncertainty near detection limit (< 2 x IDL for inorganics and <CRQL for organics)
Q = Other problems (can be any number of issues; e.g. poor chromatography,interferences, etc.)
R = Surrogates Recovery Noncompliance
S = Pesticide/PCB Resolution
T = % Breakdown Noncompliance for DDT and Endrin
U = % Difference between columns/detectors >25% for positive results determined via GC/HPLC
V = Non-linear calibrations; correlation coefficient $r < 0.995$
W = EMPC result
X = Signal to noise response drop
Y = Percent solids <30%
Z = Uncertainty at 2 sigma deviation is greater than sample activity

PROJ_NO: 02221	NSAMPLE	MRC-MW24A-080609			MRC-MW25A-080609			MRC-MW26A-080409			MRC-MW29A-080409		
SDG: A9H050300	LAB_ID	A9H070192006			A9H070192005			A9H050300005			A9H050300006		
FRACTION: OV	SAMP_DATE	8/6/2009			8/6/2009			8/4/2009			8/4/2009		
MEDIA: WATER	QC_TYPE	NM			NM			NM			NM		
	UNITS	UG/L			UG/L			UG/L			UG/L		
	PCT_SOLIDS	.0			.0			.0			.0		
	DUP_OF												
PARAMETER		RESULT	VQL	QLCD	RESULT	VQL	QLCD	RESULT	VQL	QLCD	RESULT	VQL	QLCD
1,1,1,2-TETRACHLOROETHANE		0.3841	U		0.92	U		0.23	U		0.23	U	
1,1,1-TRICHLOROETHANE		0.3674	U		0.88	U		0.22	U		0.22	U	
1,1,2,2-TETRACHLOROETHANE		0.3006	U		0.72	U		0.18	U		0.18	U	
1,1,2-TRICHLOROTRIFLUOROETHANE		0.4676	U		1.12	U		0.28	U		0.28	U	
1,1-DICHLOROETHANE		13.63			0.6	U		0.15	U		5.807		
1,1-DICHLOROETHENE		1.811			0.76	U		0.4755	J	P	3.593		
1,1-DICHLOROPROPENE		0.2171	U		0.52	U		0.13	U		0.13	U	
1,2,3-TRICHLOROBENZENE		0.2839	U		0.68	U		0.17	U		0.17	U	
1,2,3-TRICHLOROPROPANE		0.7181	U		1.72	U		0.43	U		0.43	U	
1,2,3-TRIMETHYLBENZENE		0.009853	U		0.0236	U		0.0059	U		0.0059	U	
1,2,4-TRICHLOROBENZENE		0.2505	U		0.6	U		0.15	U		0.15	U	
1,2,4-TRIMETHYLBENZENE		0.2004	U		0.48	U		0.12	U		0.12	U	
1,2-DIBROMO-3-CHLOROPROPANE		1.1189	U		2.68	U		0.67	U		0.67	U	
1,2-DIBROMOETHANE		0.4008	U		0.96	U		0.24	U		0.24	U	
1,2-DICHLOROBENZENE		0.2171	U		0.52	U		0.13	U		0.13	U	
1,2-DICHLOROETHANE		0.3674	U		0.88	U		0.22	U		0.22	U	
1,2-DICHLOROPROPANE		0.3006	U		0.72	U		0.18	U		0.18	U	
1,3-DICHLOROBENZENE		0.2338	U		0.56	U		0.14	U		0.14	U	
1,3-DICHLOROPROPANE		0.2672	U		0.64	U		0.16	U		0.16	U	
1,4-DICHLOROBENZENE		0.2171	U		0.52	U		0.13	U		0.13	U	
2,2-DICHLOROPROPANE		0.2171	U		0.52	U		0.13	U		0.13	U	
2-BUTANONE		0.9519	U		2.28	U		0.57	U		0.57	U	
2-CHLOROETHYL VINYL ETHER		1.6533	U		3.96	U		0.99	U		0.99	U	
2-CHLOROTOLUENE		0.1837	U		0.44	U		0.11	U		0.11	U	
2-HEXANONE		0.6847	U		1.64	U		0.41	U		0.41	U	
4-CHLOROTOLUENE		0.3006	U		0.72	U		0.18	U		0.18	U	
4-ISOPROPYLTOLUENE		0.2004	U		0.48	U		0.12	U		0.12	U	
4-METHYL-2-PENTANONE		0.5344	U		1.28	U		0.32	U		0.32	U	
ACETONE		1.837	U		9.313	B	B	1.213	B	B	1.1	U	
BENZENE		3.18			0.52	U		0.13	U		0.13	U	
BROMOBENZENE		0.2171	U		0.52	U		0.13	U		0.13	U	
BROMOCHLOROMETHANE		0.4843	U		1.16	U		0.29	U		0.29	U	
BROMODICHLOROMETHANE		0.2505	U		0.6	U		0.15	U		0.15	U	
BROMOFORM		1.0688	U		2.56	U		0.64	U		0.64	U	
BROMOMETHANE		0.6847	U		1.64	U		0.41	U		0.41	U	
CARBON DISULFIDE		0.2171	U		0.52	U		0.13	U		0.13	U	

PROJ_NO: 02221	NSAMPLE	MRC-MW30A-080409			MRC-MW44A-080509			MRC-MW50A-080509			MRC-MW60A-080309		
SDG: A9H050300	LAB_ID	A9H050300007			A9H070192003			A9H070192002			A9H050300002		
FRACTION: OV	SAMP_DATE	8/4/2009			8/5/2009			8/5/2009			8/3/2009		
MEDIA: WATER	QC_TYPE	NM			NM			NM			NM		
	UNITS	UG/L			UG/L			UG/L			UG/L		
	PCT_SOLIDS	.0			.0			.0			.0		
	DUP_OF												
PARAMETER	RESULT	VQL	QLCD	RESULT	VQL	QLCD	RESULT	VQL	QLCD	RESULT	VQL	QLCD
1,1,1,2-TETRACHLOROETHANE	0.23	U		0.23	U		0.23	U		5.75	U	
1,1,1-TRICHLOROETHANE	0.22	U		0.22	U		0.22	U		5.5	U	
1,1,2,2-TETRACHLOROETHANE	0.18	U		0.18	U		0.18	U		4.5	U	
1,1,2-TRICHLOROTRIFLUOROETHANE	0.28	U		0.28	U		0.28	U		7	U	
1,1-DICHLOROETHANE	0.263	J	P	0.15	U		0.15	U		3.75	U	
1,1-DICHLOROETHENE	0.4727	J	P	0.19	U		0.19	U		4.75	U	
1,1-DICHLOROPROPENE	0.13	U		0.13	U		0.13	U		3.25	U	
1,2,3-TRICHLOROBENZENE	0.2218	J	P	0.17	U		0.17	U		4.25	U	
1,2,3-TRICHLOROPROPANE	0.43	U		0.43	U		0.43	U		10.75	U	
1,2,3-TRIMETHYLBENZENE	0.0059	U		0.0059	U		1.563	J	P	0.1475	U	
1,2,4-TRICHLOROBENZENE	0.5449	J	P	0.15	U		0.15	U		3.75	U	
1,2,4-TRIMETHYLBENZENE	0.12	U		0.12	U		1.431			3	U	
1,2-DIBROMO-3-CHLOROPROPANE	0.67	U		0.67	U		0.67	U		16.75	U	
1,2-DIBROMOETHANE	0.24	U		0.24	U		0.24	U		6	U	
1,2-DICHLOROBENZENE	0.13	U		0.13	U		0.13	U		3.25	U	
1,2-DICHLOROETHANE	0.22	U		0.22	U		0.3951	J	P	5.5	U	
1,2-DICHLOROPROPANE	0.18	U		0.18	U		0.18	U		4.5	U	
1,3-DICHLOROBENZENE	0.14	U		0.14	U		0.14	U		3.5	U	
1,3-DICHLOROPROPANE	0.16	U		0.16	U		0.16	U		4	U	
1,4-DICHLOROBENZENE	0.2596	J	P	0.13	U		0.13	U		3.25	U	
2,2-DICHLOROPROPANE	0.13	U		0.13	U		0.13	U		3.25	U	
2-BUTANONE	0.57	U		0.57	U		0.57	U		14.25	U	
2-CHLOROETHYL VINYL ETHER	0.99	U		0.99	U		0.99	U		24.75	U	
2-CHLOROTOLUENE	0.11	U		0.11	U		0.11	U		2.75	U	
2-HEXANONE	0.41	U		0.41	U		0.41	U		10.25	U	
4-CHLOROTOLUENE	0.18	U		0.18	U		0.18	U		4.5	U	
4-ISOPROPYLTOLUENE	0.12	U		0.12	U		0.12	U		3	U	
4-METHYL-2-PENTANONE	0.32	U		0.32	U		0.32	U		8	U	
ACETONE	1.349	B	B	4.384	B	B	1.1	U		27.5	U	
BENZENE	0.13	U		0.13	U		14.001			3.25	U	
BROMOBENZENE	0.13	U		0.13	U		0.13	U		3.25	U	
BROMOCHLOROMETHANE	0.29	U		0.29	U		0.29	U		7.25	U	
BROMODICHLOROMETHANE	0.15	U		0.15	U		0.15	U		3.75	U	
BROMOFORM	0.64	U		0.64	U		0.64	U		16	U	
BROMOMETHANE	0.41	U		0.41	U		0.41	U		10.25	U	
CARBON DISULFIDE	0.13	U		0.13	U		0.13	U		3.25	U	

PROJ_NO: 02221 SDG: A9H050300 FRACTION: OV MEDIA: WATER	NSAMPLE	MRC-MW63A-080509			MRC-MW70A-080709			MRC-MW70B-080709			MRC-MW72B-080709		
	LAB_ID	A9H070192004			A9H080141002			A9H080141003			A9H080141004		
	SAMP_DATE	8/5/2009			8/7/2009			8/7/2009			8/7/2009		
	QC_TYPE	NM			NM			NM			NM		
	UNITS	UG/L			UG/L			UG/L			UG/L		
	PCT_SOLIDS	.0			.0			.0			.0		
	DUP_OF												
PARAMETER		RESULT	VQL	QLCD	RESULT	VQL	QLCD	RESULT	VQL	QLCD	RESULT	VQL	QLCD
1,1,1,2-TETRACHLOROETHANE		0.23	U		0.23	U		0.23	U		38.3341	U	
1,1,1-TRICHLOROETHANE		0.22	U		0.22	U		0.22	U		36.6674	U	
1,1,2,2-TETRACHLOROETHANE		0.18	U		0.18	U		0.18	U		30.0006	U	
1,1,2-TRICHLOROTRIFLUOROETHANE		0.28	U		0.28	U		0.28	U		46.6676	U	
1,1-DICHLOROETHANE		0.6423	J	P	0.5227	J	P	1.21			25.0005	U	
1,1-DICHLOROETHENE		0.2627	J	P	0.2588	J	P	4.842			31.6673	U	
1,1-DICHLOROPROPENE		0.13	U		0.13	U		0.13	U		21.6671	U	
1,2,3-TRICHLOROBENZENE		0.17	U		0.17	U		0.17	U		28.3339	U	
1,2,3-TRICHLOROPROPANE		0.43	U		0.43	U		0.43	U		71.6681	U	
1,2,3-TRIMETHYLBENZENE		0.0059	U		0.0059	U		0.0059	U		0.983353	U	
1,2,4-TRICHLOROBENZENE		0.15	U		0.15	U		0.15	U		25.0005	U	
1,2,4-TRIMETHYLBENZENE		0.12	U		0.12	U		0.12	U		20.0004	U	
1,2-DIBROMO-3-CHLOROPROPANE		0.67	U		0.67	U		0.67	U		111.6689	U	
1,2-DIBROMOETHANE		0.24	U		0.24	U		0.24	U		40.0008	U	
1,2-DICHLOROBENZENE		0.13	U		0.13	U		0.13	U		21.6671	U	
1,2-DICHLOROETHANE		0.22	U		0.22	U		0.22	U		36.6674	U	
1,2-DICHLOROPROPANE		0.18	U		0.18	U		0.18	U		30.0006	U	
1,3-DICHLOROBENZENE		0.14	U		0.14	U		0.14	U		23.3338	U	
1,3-DICHLOROPROPANE		0.16	U		0.16	U		0.16	U		26.6672	U	
1,4-DICHLOROBENZENE		0.13	U		0.13	U		0.13	U		21.6671	U	
2,2-DICHLOROPROPANE		0.13	U		0.13	U		0.13	U		21.6671	U	
2-BUTANONE		0.57	U		0.57	U		0.8106	J	P	95.0019	U	
2-CHLOROETHYL VINYL ETHER		0.99	U		0.99	U		0.99	U		165.0033	U	
2-CHLOROTOLUENE		0.11	U		0.11	U		0.11	U		18.3337	U	
2-HEXANONE		0.41	U		0.41	U		0.41	U		68.3347	U	
4-CHLOROTOLUENE		0.18	U		0.18	U		0.18	U		30.0006	U	
4-ISOPROPYLTOLUENE		0.12	U		0.12	U		0.12	U		20.0004	U	
4-METHYL-2-PENTANONE		0.32	U		0.32	U		0.32	U		53.3344	U	
ACETONE		3.625	B	B	3.191	B	B	5.215	B	B	183.337	U	
BENZENE		0.13	U		0.13	U		0.13	U		21.6671	U	
BROMOBENZENE		0.13	U		0.13	U		0.13	U		21.6671	U	
BROMOCHLOROMETHANE		0.29	U		0.29	U		0.29	U		48.3343	U	
BROMODICHLOROMETHANE		0.15	U		0.15	U		0.15	U		25.0005	U	
BROMOFORM		0.64	U		0.64	U		0.64	U		106.6688	U	
BROMOMETHANE		0.41	U		0.41	U		0.41	U		68.3347	U	
CARBON DISULFIDE		0.13	U		0.13	U		0.13	U		21.6671	U	

PROJ_NO: 02221 SDG: A9H050300 FRACTION: OV MEDIA: WATER	NSAMPLE	TB-080309			TB-080509			TB-080709		
	LAB_ID	A9H050300001			A9H070192001			A9H080141001		
	SAMP_DATE	8/3/2009			8/5/2009			8/7/2009		
	QC_TYPE	NM			NM			NM		
	UNITS	UG/L			UG/L			UG/L		
	PCT_SOLIDS	.0			.0			.0		
	DUP_OF									
PARAMETER		RESULT	VQL	QLCD	RESULT	VQL	QLCD	RESULT	VQL	QLCD
1,1,1,2-TETRACHLOROETHANE		0.23	U		0.23	U		0.23	U	
1,1,1-TRICHLOROETHANE		0.22	U		0.22	U		0.22	U	
1,1,2,2-TETRACHLOROETHANE		0.18	U		0.18	U		0.18	U	
1,1,2-TRICHLOROTRIFLUOROETHANE		0.28	U		0.28	U		0.28	U	
1,1-DICHLOROETHANE		0.15	U		0.15	U		0.15	U	
1,1-DICHLOROETHENE		0.19	U		0.19	U		0.19	U	
1,1-DICHLOROPROPENE		0.13	U		0.13	U		0.13	U	
1,2,3-TRICHLOROBENZENE		0.17	U		0.17	U		0.17	U	
1,2,3-TRICHLOROPROPANE		0.43	U		0.43	U		0.43	U	
1,2,3-TRIMETHYLBENZENE		0.0059	U		0.0059	U		0.0059	U	
1,2,4-TRICHLOROBENZENE		0.15	U		0.15	U		0.15	U	
1,2,4-TRIMETHYLBENZENE		0.12	U		0.12	U		0.12	U	
1,2-DIBROMO-3-CHLOROPROPANE		0.67	U		0.67	U		0.67	U	
1,2-DIBROMOETHANE		0.24	U		0.24	U		0.24	U	
1,2-DICHLOROBENZENE		0.13	U		0.13	U		0.13	U	
1,2-DICHLOROETHANE		0.22	U		0.22	U		0.22	U	
1,2-DICHLOROPROPANE		0.18	U		0.18	U		0.18	U	
1,3-DICHLOROBENZENE		0.14	U		0.14	U		0.14	U	
1,3-DICHLOROPROPANE		0.16	U		0.16	U		0.16	U	
1,4-DICHLOROBENZENE		0.13	U		0.13	U		0.13	U	
2,2-DICHLOROPROPANE		0.13	U		0.13	U		0.13	U	
2-BUTANONE		0.57	U		0.57	U		0.57	U	
2-CHLOROETHYL VINYL ETHER		0.99	U		0.99	U		0.99	U	
2-CHLOROTOLUENE		0.11	U		0.11	U		0.11	U	
2-HEXANONE		0.41	U		0.41	U		0.41	U	
4-CHLOROTOLUENE		0.18	U		0.18	U		0.18	U	
4-ISOPROPYLTOLUENE		0.12	U		0.12	U		0.12	U	
4-METHYL-2-PENTANONE		0.32	U		0.32	U		0.32	U	
ACETONE		1.518	J	P	3.214	J	P	4.322	J	P
BENZENE		0.13	U		0.13	U		0.13	U	
BROMOBENZENE		0.13	U		0.13	U		0.13	U	
BROMOCHLOROMETHANE		0.29	U		0.29	U		0.29	U	
BROMODICHLOROMETHANE		0.15	U		0.15	U		0.15	U	
BROMOFORM		0.64	U		0.64	U		0.64	U	
BROMOMETHANE		0.41	U		0.41	U		0.41	U	
CARBON DISULFIDE		0.13	U		0.13	U		0.13	U	

PROJ_NO: 02221	NSAMPLE	MRC-MW24A-080609			MRC-MW25A-080609			MRC-MW26A-080409			MRC-MW29A-080409		
SDG: A9H050300	LAB_ID	A9H070192006			A9H070192005			A9H050300005			A9H050300006		
FRACTION: OV	SAMP_DATE	8/6/2009			8/6/2009			8/4/2009			8/4/2009		
MEDIA: WATER	QC_TYPE	NM			NM			NM			NM		
	UNITS	UG/L			UG/L			UG/L			UG/L		
	PCT_SOLIDS	.0			.0			.0			.0		
	DUP_OF												

PARAMETER	RESULT	VQL	QLCD	RESULT	VQL	QLCD	RESULT	VQL	QLCD	RESULT	VQL	QLCD
CARBON TETRACHLORIDE	2.168			0.52	U		0.13	U		0.13	U	
CHLOROBENZENE	0.2505	U		0.6	U		0.15	U		0.15	U	
CHLORODIBROMOMETHANE	0.3006	U		0.72	U		0.18	U		0.18	U	
CHLOROETHANE	0.4843	U		1.16	U		0.29	U		0.29	U	
CHLOROFORM	1.534	J	P	0.64	U		0.16	U		0.16	U	
CHLOROMETHANE	0.501	U		1.2	U		0.3	U		0.3	U	
CIS-1,2-DICHLOROETHENE	6.37			4.537			7.433			3.28		
CIS-1,3-DICHLOROPROPENE	0.2338	U		0.56	U		0.14	U		0.14	U	
DIBROMOMETHANE	0.4676	U		1.12	U		0.28	U		0.28	U	
DICHLORODIFLUOROMETHANE	0.5177	U		1.24	U		0.31	U		0.31	U	
DIISOPROPYL ETHER	2.505	U		6	U		1.5	U		1.5	U	
ETHYL TERT-BUTYL ETHER	0.1837	U		0.44	U		0.11	U		0.11	U	
ETHYLBENZENE	0.2839	U		0.68	U		0.17	U		0.17	U	
HEXACHLOROBUTADIENE	0.501	U		1.2	U		0.3	U		0.3	U	
ISOPROPYLBENZENE	0.2171	U		0.52	U		0.13	U		0.13	U	
M+P-XYLENES	0.4008	U		0.96	U		0.24	U		0.24	U	
METHYL TERT-BUTYL ETHER	64.83			0.68	U		0.17	U		4.113	J	P
METHYLENE CHLORIDE	0.5942	J	P	1.32	U		0.33	U		0.33	U	
NAPHTHALENE	0.4008	U		0.96	U		0.24	U		0.24	U	
N-BUTYLBENZENE	0.2004	U		0.48	U		0.12	U		0.12	U	
N-PROPYLBENZENE	0.2338	U		0.56	U		0.14	U		0.14	U	
O-XYLENE	0.2338	U		0.56	U		0.14	U		0.14	U	
SEC-BUTYLBENZENE	0.3776	J	P	0.52	U		0.13	U		0.13	U	
STYRENE	0.1837	U		0.44	U		0.11	U		0.11	U	
TERT-AMYL METHYL ETHER	0.11189	U		0.268	U		0.067	U		0.067	U	
TERT-BUTYLBENZENE	0.2171	U		0.52	U		0.13	U		0.13	U	
TERTIARY-BUTYL ALCOHOL	36.134	B	A	15.6	UR	C	3.9	UR	C	5.288	L	C
TETRACHLOROETHENE	0.4843	U		1.16	U		0.29	U		0.29	U	
TOLUENE	0.2171	U		0.52	U		0.13	U		0.13	U	
TOTAL XYLENES	0.4676	U		1.12	U		0.28	U		0.28	U	
TRANS-1,2-DICHLOROETHENE	0.3173	U		0.76	U		0.4412	J	P	0.19	U	
TRANS-1,3-DICHLOROPROPENE	0.3173	U		0.76	U		0.19	U		0.19	U	
TRICHLOROETHENE	43.148			136.57			3.512			7.985		
TRICHLOROFLUOROMETHANE	0.3507	U		0.84	U		0.21	U		0.21	U	
VINYL ACETATE	0.3173	U		0.76	U		0.19	U		0.19	U	
VINYL CHLORIDE	2.369			0.88	U		1.19			0.7036	J	P

PROJ_NO: 02221 SDG: A9H050300 FRACTION: OV MEDIA: WATER	NSAMPLE	MRC-MW30A-080409			MRC-MW44A-080509			MRC-MW50A-080509			MRC-MW60A-080309		
	LAB_ID	A9H050300007			A9H070192003			A9H070192002			A9H050300002		
	SAMP_DATE	8/4/2009			8/5/2009			8/5/2009			8/3/2009		
	QC_TYPE	NM			NM			NM			NM		
	UNITS	UG/L			UG/L			UG/L			UG/L		
	PCT_SOLIDS	.0			.0			.0			.0		
	DUP_OF												
PARAMETER		RESULT	VQL	QLCD	RESULT	VQL	QLCD	RESULT	VQL	QLCD	RESULT	VQL	QLCD
CARBON TETRACHLORIDE		0.13	U		0.13	U		0.13	U		3.25	U	
CHLOROBENZENE		0.15	U		0.15	U		0.15	U		3.75	U	
CHLORODIBROMOMETHANE		0.18	U		0.18	U		0.18	U		4.5	U	
CHLOROETHANE		0.29	U		0.29	U		0.29	U		7.25	U	
CHLOROFORM		0.2658	J	P	0.16	U		0.16	U		4	U	
CHLOROMETHANE		0.3	U		0.3	U		0.3	U		7.5	U	
CIS-1,2-DICHLOROETHENE		20.761			0.17	U		0.5412	J	P	519.06		
CIS-1,3-DICHLOROPROPENE		0.14	U		0.14	U		0.14	U		3.5	U	
DIBROMOMETHANE		0.28	U		0.28	U		0.28	U		7	U	
DICHLORODIFLUOROMETHANE		0.31	U		0.31	U		0.31	U		7.75	U	
DIISOPROPYL ETHER		1.5	U		1.5	U		1.5	U		37.5	U	
ETHYL TERT-BUTYL ETHER		0.11	U		0.11	U		0.11	U		2.75	U	
ETHYLBENZENE		0.17	U		0.17	U		4.958			4.25	U	
HEXACHLOROBUTADIENE		0.3	U		0.3	U		0.3	U		7.5	U	
ISOPROPYLBENZENE		0.13	U		0.13	U		0.6669	J	P	3.25	U	
M+P-XYLENES		0.24	U		0.24	U		4.864			6	U	
METHYL TERT-BUTYL ETHER		0.17	U		0.17	U		4.397	J	P	4.25	U	
METHYLENE CHLORIDE		0.33	U		0.33	U		0.33	U		8.25	U	
NAPHTHALENE		0.24	U		0.24	U		1.803			6	U	
N-BUTYLBENZENE		0.12	U		0.12	U		0.12	U		3	U	
N-PROPYLBENZENE		0.14	U		0.14	U		0.6947	J	P	3.5	U	
O-XYLENE		0.14	U		0.14	U		3.554			3.5	U	
SEC-BUTYLBENZENE		0.13	U		0.13	U		0.3627	J	P	3.25	U	
STYRENE		0.11	U		0.11	U		0.11	U		2.75	U	
TERT-AMYL METHYL ETHER		0.067	U		0.067	U		0.067	U		1.675	U	
TERT-BUTYLBENZENE		0.13	U		0.13	U		0.13	U		3.25	U	
TERTIARY-BUTYL ALCOHOL		3.9	UR	C	3.9	UR	C	3.9	UR	C	97.5	UR	C
TETRACHLOROETHENE		0.29	U		0.29	U		0.29	U		10.268	J	P
TOLUENE		0.13	U		0.1872	J	P	0.8316	J	P	3.25	U	
TOTAL XYLENES		0.28	U		0.28	U		8.418			7	U	
TRANS-1,2-DICHLOROETHENE		1.76			0.19	U		0.19	U		4.75	U	
TRANS-1,3-DICHLOROPROPENE		0.19	U		0.19	U		0.19	U		4.75	U	
TRICHLOROETHENE		28.544			0.17	U		21.995			477.52		
TRICHLOROFLUOROMETHANE		0.21	U		0.21	U		0.21	U		5.25	U	
VINYL ACETATE		0.19	U		0.19	U		0.19	U		4.75	U	
VINYL CHLORIDE		0.3628	J	P	0.22	U		0.22	U		48.121		

PROJ_NO: 02221	NSAMPLE	MRC-MW63A-080509			MRC-MW70A-080709			MRC-MW70B-080709			MRC-MW72B-080709		
SDG: A9H050300	LAB_ID	A9H070192004			A9H080141002			A9H080141003			A9H080141004		
FRACTION: OV	SAMP_DATE	8/5/2009			8/7/2009			8/7/2009			8/7/2009		
MEDIA: WATER	QC_TYPE	NM			NM			NM			NM		
	UNITS	UG/L			UG/L			UG/L			UG/L		
	PCT_SOLIDS	.0			.0			.0			.0		
	DUP_OF												
PARAMETER		RESULT	VQL	QLCD	RESULT	VQL	QLCD	RESULT	VQL	QLCD	RESULT	VQL	QLCD
CARBON TETRACHLORIDE		0.13	U		0.13	U		0.13	U		21.6671	U	
CHLOROBENZENE		0.15	U		0.15	U		0.15	U		25.0005	U	
CHLORODIBROMOMETHANE		0.18	U		0.18	U		0.18	U		30.0006	U	
CHLOROETHANE		0.29	U		0.29	U		0.29	U		48.3343	U	
CHLOROFORM		0.16	U		0.16	U		0.16	U		26.6672	U	
CHLOROMETHANE		0.3	U		0.3	U		0.3	U		50.001	U	
CIS-1,2-DICHLOROETHENE		0.4779	J	P	0.9459	J	P	12.5			28.3339	U	
CIS-1,3-DICHLOROPROPENE		0.14	U		0.14	U		0.14	U		23.3338	U	
DIBROMOMETHANE		0.28	U		0.28	U		0.28	U		46.6676	U	
DICHLORODIFLUOROMETHANE		0.31	U		0.31	U		0.31	U		51.6677	U	
DIISOPROPYL ETHER		1.5	U		1.5	U		1.5	U		250.005	U	
ETHYL TERT-BUTYL ETHER		0.11	U		0.11	U		0.11	U		18.3337	U	
ETHYLBENZENE		0.17	U		0.17	U		0.17	U		28.3339	U	
HEXACHLOROBUTADIENE		0.3	U		0.3	U		0.3	U		50.001	U	
ISOPROPYLBENZENE		0.13	U		0.13	U		0.13	U		21.6671	U	
M+P-XYLENES		0.24	U		0.24	U		0.24	U		40.0008	U	
METHYL TERT-BUTYL ETHER		0.17	U		0.17	U		0.17	U		28.3339	U	
METHYLENE CHLORIDE		0.33	U		0.33	U		0.33	U		107.27	B	A
NAPHTHALENE		0.24	U		0.24	U		0.24	U		40.0008	U	
N-BUTYLBENZENE		0.12	U		0.12	U		0.12	U		20.0004	U	
N-PROPYLBENZENE		0.14	U		0.14	U		0.14	U		23.3338	U	
O-XYLENE		0.14	U		0.14	U		0.14	U		23.3338	U	
SEC-BUTYLBENZENE		0.13	U		0.13	U		0.13	U		21.6671	U	
STYRENE		0.11	U		0.11	U		0.11	U		18.3337	U	
TERT-AMYL METHYL ETHER		0.067	U		0.067	U		0.067	U		11.16689	U	
TERT-BUTYLBENZENE		0.13	U		0.13	U		0.13	U		21.6671	U	
TERTIARY-BUTYL ALCOHOL		3.9	UR	C	3.9	UR	C	3.9	UR	C	650.013	UR	C
TETRACHLOROETHENE		0.29	U		0.29	U		0.29	U		48.3343	U	
TOLUENE		0.13	U		0.13	U		0.1708	J	P	21.6671	U	
TOTAL XYLENES		0.28	U		0.28	U		0.28	U		46.6676	U	
TRANS-1,2-DICHLOROETHENE		0.19	U		0.19	U		0.3369	J	P	31.6673	U	
TRANS-1,3-DICHLOROPROPENE		0.19	U		0.19	U		0.19	U		31.6673	U	
TRICHLOROETHENE		0.5956	J	P	0.7854	J	P	22.543			5705.5		
TRICHLOROFLUOROMETHANE		0.21	U		0.21	U		0.21	U		35.0007	U	
VINYL ACETATE		0.19	U		0.19	U		0.19	U		31.6673	U	
VINYL CHLORIDE		0.22	U		0.22	U		0.5308	J	P	36.6674	U	

PROJ_NO: 02221	NSAMPLE	TB-080309			TB-080509			TB-080709		
SDG: A9H050300	LAB_ID	A9H050300001			A9H070192001			A9H080141001		
FRACTION: OV	SAMP_DATE	8/3/2009			8/5/2009			8/7/2009		
MEDIA: WATER	QC_TYPE	NM			NM			NM		
	UNITS	UG/L			UG/L			UG/L		
	PCT_SOLIDS	.0			.0			.0		
	DUP_OF									
PARAMETER		RESULT	VQL	QLCD	RESULT	VQL	QLCD	RESULT	VQL	QLCD
CARBON TETRACHLORIDE		0.13	U		0.13	U		0.13	U	
CHLOROBENZENE		0.15	U		0.15	U		0.15	U	
CHLORODIBROMOMETHANE		0.18	U		0.18	U		0.18	U	
CHLOROETHANE		0.29	U		0.29	U		0.29	U	
CHLOROFORM		0.16	U		0.16	U		0.16	U	
CHLOROMETHANE		0.3	U		0.3	U		0.3	U	
CIS-1,2-DICHLOROETHENE		0.17	U		0.17	U		0.17	U	
CIS-1,3-DICHLOROPROPENE		0.14	U		0.14	U		0.14	U	
DIBROMOMETHANE		0.28	U		0.28	U		0.28	U	
DICHLORODIFLUOROMETHANE		0.31	U		0.31	U		0.31	U	
DIISOPROPYL ETHER		1.5	U		1.5	U		1.5	U	
ETHYL TERT-BUTYL ETHER		0.11	U		0.11	U		0.11	U	
ETHYLBENZENE		0.17	U		0.17	U		0.17	U	
HEXACHLOROBUTADIENE		0.3	U		0.3	U		0.3	U	
ISOPROPYLBENZENE		0.13	U		0.13	U		0.13	U	
M+P-XYLENES		0.24	U		0.24	U		0.24	U	
METHYL TERT-BUTYL ETHER		0.17	U		0.17	U		0.17	U	
METHYLENE CHLORIDE		0.33	U		0.33	U		0.33	U	
NAPHTHALENE		0.24	U		0.24	U		0.24	U	
N-BUTYLBENZENE		0.12	U		0.12	U		0.12	U	
N-PROPYLBENZENE		0.14	U		0.14	U		0.14	U	
O-XYLENE		0.14	U		0.14	U		0.14	U	
SEC-BUTYLBENZENE		0.13	U		0.13	U		0.13	U	
STYRENE		0.11	U		0.11	U		0.11	U	
TERT-AMYL METHYL ETHER		0.067	U		0.067	U		0.067	U	
TERT-BUTYLBENZENE		0.13	U		0.13	U		0.13	U	
TERTIARY-BUTYL ALCOHOL		3.9	UR	C	3.9	UR	C	3.9	UR	C
TETRACHLOROETHENE		0.29	U		0.29	U		0.29	U	
TOLUENE		0.13	U		0.13	U		0.13	U	
TOTAL XYLENES		0.28	U		0.28	U		0.28	U	
TRANS-1,2-DICHLOROETHENE		0.19	U		0.19	U		0.19	U	
TRANS-1,3-DICHLOROPROPENE		0.19	U		0.19	U		0.19	U	
TRICHLOROETHENE		0.17	U		0.17	U		0.17	U	
TRICHLOROFLUOROMETHANE		0.21	U		0.21	U		0.21	U	
VINYL ACETATE		0.19	U		0.19	U		0.19	U	
VINYL CHLORIDE		0.22	U		0.22	U		0.22	U	

PROJ_NO: 02221	NSAMPLE	MRC-MW44A-080509			MRC-MW70A-080709			MRC-MW70B-080709		
SDG: A9H050300	LAB_ID	A9H070192003			A9H080141002			A9H080141003		
FRACTION: OS	SAMP_DATE	8/5/2009			8/7/2009			8/7/2009		
MEDIA: WATER	QC_TYPE	NM			NM			NM		
	UNITS	UG/L			UG/L			UG/L		
	PCT_SOLIDS	0.0			0.0			0.0		
	DUP_OF									
PARAMETER		RESULT	VQL	QLCD	RESULT	VQL	QLCD	RESULT	VQL	QLCD
1,4-DIOXANE		1.7374			1.1564			4.7766		

PROJ_NO: 02221 SDG: A9H050300 FRACTION: OVG MEDIA: WATER	NSAMPLE	MRC-MW24A-080609			MRC-MW25A-080609		
	LAB_ID	A9H070192006			A9H070192005		
	SAMP_DATE	8/6/2009			8/6/2009		
	QC_TYPE	NM			NM		
	UNITS	UG/L			UG/L		
	PCT_SOLIDS	0.0			0.0		
	DUP_OF						
PARAMETER		RESULT	VQL	QLCD	RESULT	VQL	QLCD
ETHANE		0.554			0.27	U	
ETHENE		0.24	U		0.24	U	
METHANE		152.2			29.37		

Appendix B

Results as Reported by the Laboratory

Tetra Tech NUS, Inc

Client Sample ID: TB-080309

GC/MS Volatiles

Lot-Sample #...: A9H050300-001 **Work Order #...:** LHKK31AA **Matrix.....:** WQ
Date Sampled...: 08/03/09 08:10 **Date Received..:** 08/05/09
Prep Date.....: 08/10/09 **Analysis Date..:** 08/10/09
Prep Batch #...: 9223189
Dilution Factor: 1 **Initial Wgt/Vol:** 5 mL **Final Wgt/Vol..:** 5 mL
Method.....: SW846 8260B

PARAMETER	RESULT	REPORTING LIMIT	UNITS
trans-1,2-Dichloroethene	ND	1	ug/L
1,3-Dichloropropane	ND	1	ug/L
2,2-Dichloropropane	ND	1	ug/L
1,1-Dichloropropene	ND	1	ug/L
Trichlorofluoromethane	ND	1	ug/L
Hexachlorobutadiene	ND	1	ug/L
2-Hexanone	ND	5	ug/L
Isopropylbenzene	ND	1	ug/L
p-Isopropyltoluene	ND	1	ug/L
tert-Butyl alcohol	ND	20	ug/L
4-Methyl-2-pentanone	ND	5	ug/L
Naphthalene	ND	1	ug/L
n-Propylbenzene	ND	1	ug/L
Styrene	ND	1	ug/L
1,1,1,2-Tetrachloroethane	ND	1	ug/L
1,2,3-Trichlorobenzene	ND	1	ug/L
1,2,4-Trichloro-benzene	ND	1	ug/L
Acetone	**1.518 J**	**5**	**ug/L**
Bromobenzene	ND	1	ug/L
Bromochloromethane	ND	1	ug/L
Bromodichloromethane	ND	1	ug/L
2-Butanone	ND	5	ug/L
n-Butylbenzene	ND	1	ug/L
sec-Butylbenzene	ND	1	ug/L
tert-Butylbenzene	ND	1	ug/L
Carbon disulfide	ND	1	ug/L
Dibromochloromethane	ND	1	ug/L
1,2-Dibromo-3-chloro-propane	ND	2	ug/L
2-Chloroethyl vinyl ether	ND	5	ug/L
2-Chlorotoluene	ND	1	ug/L
4-Chlorotoluene	ND	1	ug/L
1,2-Dibromoethane	ND	1	ug/L
Dibromomethane	ND	1	ug/L
1,2-Dichlorobenzene	ND	1	ug/L
1,3-Dichlorobenzene	ND	1	ug/L
1,4-Dichlorobenzene	ND	1	ug/L

(Continued on next page)

Tetra Tech NUS, Inc

Client Sample ID: TB-080309

GC/MS Volatiles

Lot-Sample #...: A9H050300-001 **Work Order #...:** LHKK31AA **Matrix.....:** WQ

PARAMETER	RESULT	REPORTING LIMIT	UNITS
Dichlorodifluoromethane	ND	1	ug/L
cis-1,2-Dichloroethene	ND	1	ug/L
1,2,3-Trichloropropane	ND	1	ug/L
1,1,2-Trichloro-1,2,2-trifluoroethane	ND	1	ug/L
1,2,4-Trimethylbenzene	ND	1	ug/L
Vinyl acetate	ND	2	ug/L
o-Xylene	ND	1	ug/L
Xylenes (total)	ND	2	ug/L
Methyl tert-butyl ether	ND	5	ug/L
m-Xylene & p-Xylene	ND	2	ug/L
1,2,3-Trimethylbenzene	ND	5	ug/L
Diisopropyl Ether (DIPE)	ND	5	ug/L
Ethyl-t-Butyl Ether (ETBE)	ND	5	ug/L
Tert-amyl methyl ether (TAME)	ND	5	ug/L
Benzene	ND	1	ug/L
Bromoform	ND	1	ug/L
Bromomethane	ND	1	ug/L
Carbon tetrachloride	ND	1	ug/L
Chlorobenzene	ND	1	ug/L
Chloroethane	ND	1	ug/L
Chloroform	ND	1	ug/L
Chloromethane	ND	1	ug/L
1,1-Dichloroethane	ND	1	ug/L
1,2-Dichloroethane	ND	1	ug/L
1,1-Dichloroethene	ND	1	ug/L
1,2-Dichloropropane	ND	1	ug/L
cis-1,3-Dichloropropene	ND	1	ug/L
trans-1,3-Dichloropropene	ND	1	ug/L
Ethylbenzene	ND	1	ug/L
Methylene chloride	ND	1	ug/L
1,1,2,2-Tetrachloroethane	ND	1	ug/L
Tetrachloroethene	ND	1	ug/L
Toluene	ND	1	ug/L
1,1,1-Trichloroethane	ND	1	ug/L
Trichloroethene	ND	1	ug/L
Vinyl chloride	ND	1	ug/L

SURROGATE	PERCENT RECOVERY	RECOVERY LIMITS
Dibromofluoromethane	97.05	(73 - 122)
1,2-Dichloroethane-d4	89.58	(61 - 128)
Toluene-d8	88.68	(76 - 110)
4-Bromofluorobenzene	82.56	(74 - 116)

NOTE(S):

J Estimated result. Result is less than RL.

Tetra Tech NUS, Inc

TB-080309

GC/MS Volatiles

Lot-Sample #: A9H050300-001 **Work Order #:** LHKK31AA **Matrix:** WQ

MASS SPECTROMETER/DATA SYSTEM (MSDS) TENTATIVELY IDENTIFIED COMPOUNDS

PARAMETER	CAS #	ESTIMATED RESULT	RETENTION TIME	UNITS
None				ug/L

Tetra Tech NUS, Inc

Client Sample ID: MRC-MW60A-080309

GC/MS Volatiles

Lot-Sample #...: A9H050300-002 **Work Order #...:** LHKK61AA **Matrix.....:** WG
Date Sampled...: 08/03/09 10:38 **Date Received..:** 08/05/09
Prep Date.....: 08/10/09 **Analysis Date..:** 08/10/09
Prep Batch #...: 9223189
Dilution Factor: 25 **Initial Wgt/Vol:** 5 mL **Final Wgt/Vol..:** 5 mL
Method.....: SW846 8260B

PARAMETER	RESULT	REPORTING LIMIT	UNITS
Dichlorodifluoromethane	ND	25	ug/L
cis-1,2-Dichloroethene	**519.06**	**25**	**ug/L**
trans-1,2-Dichloroethene	ND	25	ug/L
1,3-Dichloropropane	ND	25	ug/L
2,2-Dichloropropane	ND	25	ug/L
1,1-Dichloropropene	ND	25	ug/L
Trichlorofluoromethane	ND	25	ug/L
Hexachlorobutadiene	ND	25	ug/L
2-Hexanone	ND	125	ug/L
Isopropylbenzene	ND	25	ug/L
p-Isopropyltoluene	ND	25	ug/L
tert-Butyl alcohol	ND	500	ug/L
4-Methyl-2-pentanone	ND	125	ug/L
Naphthalene	ND	25	ug/L
n-Propylbenzene	ND	25	ug/L
Styrene	ND	25	ug/L
1,1,1,2-Tetrachloroethane	ND	25	ug/L
1,2,3-Trichlorobenzene	ND	25	ug/L
1,2,4-Trichloro-benzene	ND	25	ug/L
1,2,3-Trichloropropane	ND	25	ug/L
1,1,2-Trichloro-1,2,2-trifluoroethane	ND	25	ug/L
1,2,4-Trimethylbenzene	ND	25	ug/L
Vinyl acetate	ND	50	ug/L
o-Xylene	ND	25	ug/L
Xylenes (total)	ND	50	ug/L
Methyl tert-butyl ether	ND	125	ug/L
m-Xylene & p-Xylene	ND	50	ug/L
1,2,3-Trimethylbenzene	ND	125	ug/L
Diisopropyl Ether (DIPE)	ND	125	ug/L
Ethyl-t-Butyl Ether (ETBE)	ND	125	ug/L
Tert-amyl methyl ether (TAME)	ND	125	ug/L
Acetone	ND	125	ug/L
Bromobenzene	ND	25	ug/L
Bromochloromethane	ND	25	ug/L
Bromodichloromethane	ND	25	ug/L
2-Butanone	ND	125	ug/L

(Continued on next page)

Tetra Tech NUS, Inc

Client Sample ID: MRC-MW60A-080309

GC/MS Volatiles

Lot-Sample #...: A9H050300-002 **Work Order #...:** LHKK61AA **Matrix.....:** WG

PARAMETER	RESULT	REPORTING LIMIT	UNITS
n-Butylbenzene	ND	25	ug/L
sec-Butylbenzene	ND	25	ug/L
tert-Butylbenzene	ND	25	ug/L
Carbon disulfide	ND	25	ug/L
Dibromochloromethane	ND	25	ug/L
1,2-Dibromo-3-chloro-propane	ND	50	ug/L
2-Chloroethyl vinyl ether	ND	125	ug/L
2-Chlorotoluene	ND	25	ug/L
4-Chlorotoluene	ND	25	ug/L
1,2-Dibromoethane	ND	25	ug/L
Dibromomethane	ND	25	ug/L
1,2-Dichlorobenzene	ND	25	ug/L
1,3-Dichlorobenzene	ND	25	ug/L
1,4-Dichlorobenzene	ND	25	ug/L
Benzene	ND	25	ug/L
Bromoform	ND	25	ug/L
Bromomethane	ND	25	ug/L
Carbon tetrachloride	ND	25	ug/L
Chlorobenzene	ND	25	ug/L
Chloroethane	ND	25	ug/L
Chloroform	ND	25	ug/L
Chloromethane	ND	25	ug/L
1,1-Dichloroethane	ND	25	ug/L
1,2-Dichloroethane	ND	25	ug/L
1,1-Dichloroethene	ND	25	ug/L
1,2-Dichloropropane	ND	25	ug/L
cis-1,3-Dichloropropene	ND	25	ug/L
trans-1,3-Dichloropropene	ND	25	ug/L
Ethylbenzene	ND	25	ug/L
Methylene chloride	ND	25	ug/L
1,1,2,2-Tetrachloroethane	ND	25	ug/L
Tetrachloroethene	**10.268 J**	**25**	**ug/L**
Toluene	ND	25	ug/L
1,1,1-Trichloroethane	ND	25	ug/L
Trichloroethene	**477.52**	**25**	**ug/L**
Vinyl chloride	**48.121**	**25**	**ug/L**

SURROGATE	PERCENT RECOVERY	RECOVERY LIMITS
Dibromofluoromethane	99.15	(73 - 122)
1,2-Dichloroethane-d4	90.18	(61 - 128)
Toluene-d8	87.05	(76 - 110)
4-Bromofluorobenzene	79.07	(74 - 116)

NOTE(S):

J Estimated result. Result is less than RL.

Tetra Tech NUS, Inc

MRC-MW60A-080309

GC/MS Volatiles

Lot-Sample #: A9H050300-002 **Work Order #:** LHKK61AA **Matrix:** WG

MASS SPECTROMETER/DATA SYSTEM (MSDS) TENTATIVELY IDENTIFIED COMPOUNDS

PARAMETER	CAS #	ESTIMATED RESULT	RETENTION TIME	UNITS
None				ug/L

Tetra Tech NUS, Inc

Client Sample ID: MRC-MW26A-080409

GC/MS Volatiles

Lot-Sample #...: A9H050300-005	**Work Order #...:** LHKLP1AM	**Matrix.....:** WG	
Date Sampled...: 08/04/09 09:30	**Date Received..:** 08/05/09		
Prep Date.....: 08/10/09	**Analysis Date..:** 08/10/09		
Prep Batch #...: 9223189			
Dilution Factor: 1	**Initial Wgt/Vol:** 5 mL	**Final Wgt/Vol..:** 5 mL	
	Method.....: SW846 8260B		

PARAMETER	RESULT	REPORTING LIMIT	UNITS
Dichlorodifluoromethane	ND	1	ug/L
cis-1,2-Dichloroethene	**7.433**	**1**	**ug/L**
trans-1,2-Dichloroethene	**0.4412 J**	**1**	**ug/L**
1,3-Dichloropropane	ND	1	ug/L
2,2-Dichloropropane	ND	1	ug/L
1,1-Dichloropropene	ND	1	ug/L
Trichlorofluoromethane	ND	1	ug/L
Hexachlorobutadiene	ND	1	ug/L
2-Hexanone	ND	5	ug/L
Isopropylbenzene	ND	1	ug/L
p-Isopropyltoluene	ND	1	ug/L
tert-Butyl alcohol	ND	20	ug/L
4-Methyl-2-pentanone	ND	5	ug/L
Naphthalene	ND	1	ug/L
n-Propylbenzene	ND	1	ug/L
Styrene	ND	1	ug/L
1,1,1,2-Tetrachloroethane	ND	1	ug/L
1,2,3-Trichlorobenzene	ND	1	ug/L
1,2,4-Trichloro-benzene	ND	1	ug/L
1,2,3-Trichloropropane	ND	1	ug/L
1,1,2-Trichloro-1,2,2-trifluoroethane	ND	1	ug/L
1,2,4-Trimethylbenzene	ND	1	ug/L
Vinyl acetate	ND	2	ug/L
o-Xylene	ND	1	ug/L
Xylenes (total)	ND	2	ug/L
Methyl tert-butyl ether	ND	5	ug/L
m-Xylene & p-Xylene	ND	2	ug/L
1,2,3-Trimethylbenzene	ND	5	ug/L
Diisopropyl Ether (DIPE)	ND	5	ug/L
Ethyl-t-Butyl Ether (ETBE)	ND	5	ug/L
Tert-amyl methyl ether (TAME)	ND	5	ug/L
Acetone	**1.213 J**	**5**	**ug/L**
Bromobenzene	ND	1	ug/L
Bromochloromethane	ND	1	ug/L
Bromodichloromethane	ND	1	ug/L
2-Butanone	ND	5	ug/L

(Continued on next page)

Tetra Tech NUS, Inc

Client Sample ID: MRC-MW26A-080409

GC/MS Volatiles

Lot-Sample #...: A9H050300-005 **Work Order #...:** LHKLP1AM **Matrix.....:** WG

PARAMETER	RESULT	REPORTING LIMIT	UNITS
n-Butylbenzene	ND	1	ug/L
sec-Butylbenzene	ND	1	ug/L
tert-Butylbenzene	ND	1	ug/L
Carbon disulfide	ND	1	ug/L
Dibromochloromethane	ND	1	ug/L
1,2-Dibromo-3-chloro-propane	ND	2	ug/L
2-Chloroethyl vinyl ether	ND	5	ug/L
2-Chlorotoluene	ND	1	ug/L
4-Chlorotoluene	ND	1	ug/L
1,2-Dibromoethane	ND	1	ug/L
Dibromomethane	ND	1	ug/L
1,2-Dichlorobenzene	ND	1	ug/L
1,3-Dichlorobenzene	ND	1	ug/L
1,4-Dichlorobenzene	ND	1	ug/L
Benzene	ND	1	ug/L
Bromoform	ND	1	ug/L
Bromomethane	ND	1	ug/L
Carbon tetrachloride	ND	1	ug/L
Chlorobenzene	ND	1	ug/L
Chloroethane	ND	1	ug/L
Chloroform	ND	1	ug/L
Chloromethane	ND	1	ug/L
1,1-Dichloroethane	ND	1	ug/L
1,2-Dichloroethane	ND	1	ug/L
1,1-Dichloroethene	**0.4755 J**	**1**	**ug/L**
1,2-Dichloropropane	ND	1	ug/L
cis-1,3-Dichloropropene	ND	1	ug/L
trans-1,3-Dichloropropene	ND	1	ug/L
Ethylbenzene	ND	1	ug/L
Methylene chloride	ND	1	ug/L
1,1,2,2-Tetrachloroethane	ND	1	ug/L
Tetrachloroethene	ND	1	ug/L
Toluene	ND	1	ug/L
1,1,1-Trichloroethane	ND	1	ug/L
Trichloroethene	**3.512**	**1**	**ug/L**
Vinyl chloride	**1.19**	**1**	**ug/L**

SURROGATE	PERCENT RECOVERY	RECOVERY LIMITS
Dibromofluoromethane	98	(73 - 122)
1,2-Dichloroethane-d4	91.4	(61 - 128)
Toluene-d8	88.74	(76 - 110)
4-Bromofluorobenzene	82.67	(74 - 116)

NOTE(S):

J Estimated result. Result is less than RL.

Tetra Tech NUS, Inc

MRC-MW26A-080409

GC/MS Volatiles

Lot-Sample #: A9H050300-005 **Work Order #:** LHKLP1AM **Matrix:** WG

MASS SPECTROMETER/DATA SYSTEM (MSDS) TENTATIVELY IDENTIFIED COMPOUNDS

PARAMETER	CAS #	ESTIMATED RESULT	RETENTION TIME	UNITS
None				ug/L

Tetra Tech NUS, Inc

Client Sample ID: MRC-MW29A-080409

GC/MS Volatiles

Lot-Sample #...: A9H050300-006 **Work Order #...:** LHKLR1A0 **Matrix.....:** WG
Date Sampled...: 08/04/09 11:02 **Date Received..:** 08/05/09
Prep Date.....: 08/10/09 **Analysis Date..:** 08/10/09
Prep Batch #...: 9223189
Dilution Factor: 1 **Initial Wgt/Vol:** 5 mL **Final Wgt/Vol..:** 5 mL
Method.....: SW846 8260B

PARAMETER	RESULT	REPORTING LIMIT	UNITS
Dichlorodifluoromethane	ND	1	ug/L
cis-1,2-Dichloroethene	**3.28**	**1**	**ug/L**
trans-1,2-Dichloroethene	ND	1	ug/L
1,3-Dichloropropane	ND	1	ug/L
2,2-Dichloropropane	ND	1	ug/L
1,1-Dichloropropene	ND	1	ug/L
Trichlorofluoromethane	ND	1	ug/L
Hexachlorobutadiene	ND	1	ug/L
2-Hexanone	ND	5	ug/L
Isopropylbenzene	ND	1	ug/L
p-Isopropyltoluene	ND	1	ug/L
tert-Butyl alcohol	**5.288 J**	**20**	**ug/L**
4-Methyl-2-pentanone	ND	5	ug/L
Naphthalene	ND	1	ug/L
n-Propylbenzene	ND	1	ug/L
Styrene	ND	1	ug/L
1,1,1,2-Tetrachloroethane	ND	1	ug/L
1,2,3-Trichlorobenzene	ND	1	ug/L
1,2,4-Trichloro-benzene	ND	1	ug/L
1,2,3-Trichloropropane	ND	1	ug/L
1,1,2-Trichloro-1,2,2-trifluoroethane	ND	1	ug/L
1,2,4-Trimethylbenzene	ND	1	ug/L
Vinyl acetate	ND	2	ug/L
o-Xylene	ND	1	ug/L
Xylenes (total)	ND	2	ug/L
Methyl tert-butyl ether	**4.113 J**	**5**	**ug/L**
m-Xylene & p-Xylene	ND	2	ug/L
1,2,3-Trimethylbenzene	ND	5	ug/L
Diisopropyl Ether (DIPE)	ND	5	ug/L
Ethyl-t-Butyl Ether (ETBE)	ND	5	ug/L
Tert-amyl methyl ether (TAME)	ND	5	ug/L
Acetone	ND	5	ug/L
Bromobenzene	ND	1	ug/L
Bromochloromethane	ND	1	ug/L
Bromodichloromethane	ND	1	ug/L
2-Butanone	ND	5	ug/L

(Continued on next page)

Tetra Tech NUS, Inc

Client Sample ID: MRC-MW29A-080409

GC/MS Volatiles

Lot-Sample #...: A9H050300-006 **Work Order #...:** LHKLR1A0 **Matrix.....:** WG

PARAMETER	RESULT	REPORTING LIMIT	UNITS
n-Butylbenzene	ND	1	ug/L
sec-Butylbenzene	ND	1	ug/L
tert-Butylbenzene	ND	1	ug/L
Carbon disulfide	ND	1	ug/L
Dibromochloromethane	ND	1	ug/L
1,2-Dibromo-3-chloro-propane	ND	2	ug/L
2-Chloroethyl vinyl ether	ND	5	ug/L
2-Chlorotoluene	ND	1	ug/L
4-Chlorotoluene	ND	1	ug/L
1,2-Dibromoethane	ND	1	ug/L
Dibromomethane	ND	1	ug/L
1,2-Dichlorobenzene	ND	1	ug/L
1,3-Dichlorobenzene	ND	1	ug/L
1,4-Dichlorobenzene	ND	1	ug/L
Benzene	ND	1	ug/L
Bromoform	ND	1	ug/L
Bromomethane	ND	1	ug/L
Carbon tetrachloride	ND	1	ug/L
Chlorobenzene	ND	1	ug/L
Chloroethane	ND	1	ug/L
Chloroform	ND	1	ug/L
Chloromethane	ND	1	ug/L
1,1-Dichloroethane	**5.807**	**1**	**ug/L**
1,2-Dichloroethane	ND	1	ug/L
1,1-Dichloroethene	**3.593**	**1**	**ug/L**
1,2-Dichloropropane	ND	1	ug/L
cis-1,3-Dichloropropene	ND	1	ug/L
trans-1,3-Dichloropropene	ND	1	ug/L
Ethylbenzene	ND	1	ug/L
Methylene chloride	ND	1	ug/L
1,1,2,2-Tetrachloroethane	ND	1	ug/L
Tetrachloroethene	ND	1	ug/L
Toluene	ND	1	ug/L
1,1,1-Trichloroethane	ND	1	ug/L
Trichloroethene	**7.985**	**1**	**ug/L**
Vinyl chloride	**0.7036 J**	**1**	**ug/L**

SURROGATE	PERCENT RECOVERY	RECOVERY LIMITS
Dibromofluoromethane	99.23	(73 - 122)
1,2-Dichloroethane-d4	98.28	(61 - 128)
Toluene-d8	85.15	(76 - 110)
4-Bromofluorobenzene	78.84	(74 - 116)

NOTE(S):

J Estimated result. Result is less than RL.

Tetra Tech NUS, Inc

MRC-MW29A-080409

GC/MS Volatiles

Lot-Sample #: A9H050300-006 **Work Order #:** LHKLR1A0 **Matrix:** WG

MASS SPECTROMETER/DATA SYSTEM (MSDS) TENTATIVELY IDENTIFIED COMPOUNDS

PARAMETER	CAS #	ESTIMATED RESULT		RETENTION TIME	UNITS
Unknown		3.881 NJ	M	1.8518	ug/L
Butane, 2-methyl-	78-78-4	2.534 NJ	M	2.2896	ug/L

NOTE(S):

M: Result was measured against nearest internal standard assuming a response factor of 1.

Tetra Tech NUS, Inc

Client Sample ID: MRC-MW30A-080409

GC/MS Volatiles

Lot-Sample #...: A9H050300-007 **Work Order #...:** LHKLV1AA **Matrix.....:** WG
Date Sampled...: 08/04/09 15:00 **Date Received..:** 08/05/09
Prep Date.....: 08/11/09 **Analysis Date..:** 08/11/09
Prep Batch #...: 9223362
Dilution Factor: 1 **Initial Wgt/Vol:** 5 mL **Final Wgt/Vol..:** 5 mL
Method.....: SW846 8260B

PARAMETER	RESULT	REPORTING LIMIT	UNITS
Dichlorodifluoromethane	ND	1	ug/L
cis-1,2-Dichloroethene	**20.761**	**1**	**ug/L**
trans-1,2-Dichloroethene	**1.76**	**1**	**ug/L**
1,3-Dichloropropane	ND	1	ug/L
2,2-Dichloropropane	ND	1	ug/L
1,1-Dichloropropene	ND	1	ug/L
Trichlorofluoromethane	ND	1	ug/L
Hexachlorobutadiene	ND	1	ug/L
2-Hexanone	ND	5	ug/L
Isopropylbenzene	ND	1	ug/L
p-Isopropyltoluene	ND	1	ug/L
tert-Butyl alcohol	ND	20	ug/L
4-Methyl-2-pentanone	ND	5	ug/L
Naphthalene	ND	1	ug/L
n-Propylbenzene	ND	1	ug/L
Styrene	ND	1	ug/L
1,1,1,2-Tetrachloroethane	ND	1	ug/L
1,2,3-Trichlorobenzene	**0.2218 J**	**1**	**ug/L**
1,2,4-Trichloro-benzene	**0.5449 J**	**1**	**ug/L**
1,2,3-Trichloropropane	ND	1	ug/L
1,1,2-Trichloro-1,2,2-trifluoroethane	ND	1	ug/L
1,2,4-Trimethylbenzene	ND	1	ug/L
Vinyl acetate	ND	2	ug/L
o-Xylene	ND	1	ug/L
Xylenes (total)	ND	2	ug/L
Methyl tert-butyl ether	ND	5	ug/L
m-Xylene & p-Xylene	ND	2	ug/L
1,2,3-Trimethylbenzene	ND	5	ug/L
Diisopropyl Ether (DIPE)	ND	5	ug/L
Ethyl-t-Butyl Ether (ETBE)	ND	5	ug/L
Tert-amyl methyl ether (TAME)	ND	5	ug/L
Acetone	**1.349 J**	**5**	**ug/L**
Bromobenzene	ND	1	ug/L
Bromochloromethane	ND	1	ug/L
Bromodichloromethane	ND	1	ug/L
2-Butanone	ND	5	ug/L

(Continued on next page)

Tetra Tech NUS, Inc

Client Sample ID: MRC-MW30A-080409

GC/MS Volatiles

Lot-Sample #...: A9H050300-007 **Work Order #...:** LHKLV1AA **Matrix.....:** WG

PARAMETER	RESULT	REPORTING LIMIT	UNITS
n-Butylbenzene	ND	1	ug/L
sec-Butylbenzene	ND	1	ug/L
tert-Butylbenzene	ND	1	ug/L
Carbon disulfide	ND	1	ug/L
Dibromochloromethane	ND	1	ug/L
1,2-Dibromo-3-chloro-propane	ND	2	ug/L
2-Chloroethyl vinyl ether	ND	5	ug/L
2-Chlorotoluene	ND	1	ug/L
4-Chlorotoluene	ND	1	ug/L
1,2-Dibromoethane	ND	1	ug/L
Dibromomethane	ND	1	ug/L
1,2-Dichlorobenzene	ND	1	ug/L
1,3-Dichlorobenzene	ND	1	ug/L
1,4-Dichlorobenzene	**0.2596 J**	**1**	**ug/L**
Benzene	ND	1	ug/L
Bromoform	ND	1	ug/L
Bromomethane	ND	1	ug/L
Carbon tetrachloride	ND	1	ug/L
Chlorobenzene	ND	1	ug/L
Chloroethane	ND	1	ug/L
Chloroform	**0.2658 J**	**1**	**ug/L**
Chloromethane	ND	1	ug/L
1,1-Dichloroethane	**0.263 J**	**1**	**ug/L**
1,2-Dichloroethane	ND	1	ug/L
1,1-Dichloroethene	**0.4727 J**	**1**	**ug/L**
1,2-Dichloropropane	ND	1	ug/L
cis-1,3-Dichloropropene	ND	1	ug/L
trans-1,3-Dichloropropene	ND	1	ug/L
Ethylbenzene	ND	1	ug/L
Methylene chloride	ND	1	ug/L
1,1,2,2-Tetrachloroethane	ND	1	ug/L
Tetrachloroethene	ND	1	ug/L
Toluene	ND	1	ug/L
1,1,1-Trichloroethane	ND	1	ug/L
Trichloroethene	**28.544**	**1**	**ug/L**
Vinyl chloride	**0.3628 J**	**1**	**ug/L**

SURROGATE	PERCENT RECOVERY	RECOVERY LIMITS
Dibromofluoromethane	92.18	(73 - 122)
1,2-Dichloroethane-d4	91.61	(61 - 128)
Toluene-d8	88.6	(76 - 110)
4-Bromofluorobenzene	83.88	(74 - 116)

NOTE(S):

J Estimated result. Result is less than RL.

Tetra Tech NUS, Inc

MRC-MW30A-080409

GC/MS Volatiles

Lot-Sample #: A9H050300-007 **Work Order #:** LHKLV1AA **Matrix:** WG

MASS SPECTROMETER/DATA SYSTEM (MSDS) TENTATIVELY IDENTIFIED COMPOUNDS

PARAMETER	CAS #	ESTIMATED RESULT	RETENTION TIME	UNITS
None				ug/L

Tetra Tech NUS, Inc

Client Sample ID: TB-080509

GC/MS Volatiles

Lot-Sample #...: A9H070192-001 **Work Order #...:** LHRQF1AA **Matrix.....:** WQ
Date Sampled...: 08/05/09 08:00 **Date Received..:** 08/07/09
Prep Date.....: 08/12/09 **Analysis Date..:** 08/12/09
Prep Batch #...: 9225372
Dilution Factor: 1 **Initial Wgt/Vol:** 5 mL **Final Wgt/Vol..:** 5 mL
Method.....: SW846 8260B

PARAMETER	RESULT	REPORTING LIMIT	UNITS
trans-1,2-Dichloroethene	ND	1	ug/L
1,3-Dichloropropane	ND	1	ug/L
2,2-Dichloropropane	ND	1	ug/L
1,1-Dichloropropene	ND	1	ug/L
Trichlorofluoromethane	ND	1	ug/L
Hexachlorobutadiene	ND	1	ug/L
2-Hexanone	ND	5	ug/L
Isopropylbenzene	ND	1	ug/L
p-Isopropyltoluene	ND	1	ug/L
tert-Butyl alcohol	ND	20	ug/L
4-Methyl-2-pentanone	ND	5	ug/L
Naphthalene	ND	1	ug/L
n-Propylbenzene	ND	1	ug/L
Styrene	ND	1	ug/L
1,1,1,2-Tetrachloroethane	ND	1	ug/L
1,2,3-Trichlorobenzene	ND	1	ug/L
1,2,4-Trichloro-benzene	ND	1	ug/L
Acetone	**3.214 J,B**	**5**	**ug/L**
Bromobenzene	ND	1	ug/L
Bromochloromethane	ND	1	ug/L
Bromodichloromethane	ND	1	ug/L
2-Butanone	ND	5	ug/L
n-Butylbenzene	ND	1	ug/L
sec-Butylbenzene	ND	1	ug/L
tert-Butylbenzene	ND	1	ug/L
Carbon disulfide	ND	1	ug/L
Dibromochloromethane	ND	1	ug/L
1,2-Dibromo-3-chloro-propane	ND	2	ug/L
2-Chloroethyl vinyl ether	ND	5	ug/L
2-Chlorotoluene	ND	1	ug/L
4-Chlorotoluene	ND	1	ug/L
1,2-Dibromoethane	ND	1	ug/L
Dibromomethane	ND	1	ug/L
1,2-Dichlorobenzene	ND	1	ug/L
1,3-Dichlorobenzene	ND	1	ug/L
1,4-Dichlorobenzene	ND	1	ug/L

(Continued on next page)

Tetra Tech NUS, Inc

Client Sample ID: TB-080509

GC/MS Volatiles

Lot-Sample #...: A9H070192-001 **Work Order #...:** LHRQF1AA **Matrix.....:** WQ

PARAMETER	RESULT	REPORTING LIMIT	UNITS
Dichlorodifluoromethane	ND	1	ug/L
cis-1,2-Dichloroethene	ND	1	ug/L
1,2,3-Trichloropropane	ND	1	ug/L
1,1,2-Trichloro-1,2,2-trifluoroethane	ND	1	ug/L
1,2,4-Trimethylbenzene	ND	1	ug/L
Vinyl acetate	ND	2	ug/L
o-Xylene	ND	1	ug/L
Xylenes (total)	ND	2	ug/L
Methyl tert-butyl ether	ND	5	ug/L
m-Xylene & p-Xylene	ND	2	ug/L
1,2,3-Trimethylbenzene	ND	5	ug/L
Diisopropyl Ether (DIPE)	ND	5	ug/L
Ethyl-t-Butyl Ether (ETBE)	ND	5	ug/L
Tert-amyl methyl ether (TAME)	ND	5	ug/L
Benzene	ND	1	ug/L
Bromoform	ND	1	ug/L
Bromomethane	ND	1	ug/L
Carbon tetrachloride	ND	1	ug/L
Chlorobenzene	ND	1	ug/L
Chloroethane	ND	1	ug/L
Chloroform	ND	1	ug/L
Chloromethane	ND	1	ug/L
1,1-Dichloroethane	ND	1	ug/L
1,2-Dichloroethane	ND	1	ug/L
1,1-Dichloroethene	ND	1	ug/L
1,2-Dichloropropane	ND	1	ug/L
cis-1,3-Dichloropropene	ND	1	ug/L
trans-1,3-Dichloropropene	ND	1	ug/L
Ethylbenzene	ND	1	ug/L
Methylene chloride	ND	1	ug/L
1,1,2,2-Tetrachloroethane	ND	1	ug/L
Tetrachloroethene	ND	1	ug/L
Toluene	ND	1	ug/L
1,1,1-Trichloroethane	ND	1	ug/L
Trichloroethene	ND	1	ug/L
Vinyl chloride	ND	1	ug/L

SURROGATE	PERCENT RECOVERY	RECOVERY LIMITS
Dibromofluoromethane	96.55	(73 - 122)
1,2-Dichloroethane-d4	91.8	(61 - 128)
Toluene-d8	89.64	(76 - 110)
4-Bromofluorobenzene	98.12	(74 - 116)

(Continued on next page)

Tetra Tech NUS, Inc

Client Sample ID: TB-080509

GC/MS Volatiles

Lot-Sample #...: A9H070192-001 Work Order #...: LHRQF1AA Matrix.....: WQ

NOTE(S):

J Estimated result. Result is less than RL.

B Method blank contamination. The associated method blank contains the target analyte at a reportable level.

Tetra Tech NUS, Inc

TB-080509

GC/MS Volatiles

Lot-Sample #: A9H070192-001 **Work Order #:** LHRQF1AA **Matrix:** WQ

MASS SPECTROMETER/DATA SYSTEM (MSDS) TENTATIVELY IDENTIFIED COMPOUNDS

PARAMETER	CAS #	ESTIMATED RESULT	RETENTION TIME	UNITS
None				ug/L

Tetra Tech NUS, Inc

Client Sample ID: MRC-MW50A-080509

GC/MS Volatiles

Lot-Sample #...:	A9H070192-002	**Work Order #...:**	LHRQM1AA	**Matrix.....:**	WG
Date Sampled...:	08/05/09 09:49	**Date Received..:**	08/07/09		
Prep Date.....:	08/12/09	**Analysis Date..:**	08/12/09		
Prep Batch #...:	9225372				
Dilution Factor:	1	**Initial Wgt/Vol:**	5 mL	**Final Wgt/Vol..:**	5 mL
		Method.....:	SW846 8260B		

PARAMETER	RESULT	REPORTING LIMIT	UNITS
Acetone	ND	5	ug/L
Bromobenzene	ND	1	ug/L
Bromochloromethane	ND	1	ug/L
Bromodichloromethane	ND	1	ug/L
2-Butanone	ND	5	ug/L
n-Butylbenzene	ND	1	ug/L
sec-Butylbenzene	**0.3627 J**	**1**	**ug/L**
tert-Butylbenzene	ND	1	ug/L
Carbon disulfide	ND	1	ug/L
Dibromochloromethane	ND	1	ug/L
1,2-Dibromo-3-chloro-propane	ND	2	ug/L
2-Chloroethyl vinyl ether	ND	5	ug/L
2-Chlorotoluene	ND	1	ug/L
4-Chlorotoluene	ND	1	ug/L
1,2-Dibromoethane	ND	1	ug/L
Dibromomethane	ND	1	ug/L
1,2-Dichlorobenzene	ND	1	ug/L
1,3-Dichlorobenzene	ND	1	ug/L
1,4-Dichlorobenzene	ND	1	ug/L
Dichlorodifluoromethane	ND	1	ug/L
cis-1,2-Dichloroethene	**0.5412 J**	**1**	**ug/L**
trans-1,2-Dichloroethene	ND	1	ug/L
1,3-Dichloropropane	ND	1	ug/L
2,2-Dichloropropane	ND	1	ug/L
1,1-Dichloropropene	ND	1	ug/L
Trichlorofluoromethane	ND	1	ug/L
Hexachlorobutadiene	ND	1	ug/L
2-Hexanone	ND	5	ug/L
Isopropylbenzene	**0.6669 J**	**1**	**ug/L**
p-Isopropyltoluene	ND	1	ug/L
tert-Butyl alcohol	ND	20	ug/L
4-Methyl-2-pentanone	ND	5	ug/L
Naphthalene	**1.803**	**1**	**ug/L**
n-Propylbenzene	**0.6947 J**	**1**	**ug/L**
Styrene	ND	1	ug/L
1,1,1,2-Tetrachloroethane	ND	1	ug/L
1,2,3-Trichlorobenzene	ND	1	ug/L

(Continued on next page)

Tetra Tech NUS, Inc

Client Sample ID: MRC-MW50A-080509

GC/MS Volatiles

Lot-Sample #...: A9H070192-002 **Work Order #...:** LHRQM1AA **Matrix.....:** WG

PARAMETER	RESULT	REPORTING LIMIT	UNITS
1,2,4-Trichloro-benzene	ND	1	ug/L
1,2,3-Trichloropropane	ND	1	ug/L
1,1,2-Trichloro-1,2,2-trifluoroethane	ND	1	ug/L
1,2,4-Trimethylbenzene	**1.431**	**1**	**ug/L**
Vinyl acetate	ND	2	ug/L
o-Xylene	**3.554**	**1**	**ug/L**
Xylenes (total)	**8.418**	**2**	**ug/L**
Methyl tert-butyl ether	**4.397 J**	**5**	**ug/L**
m-Xylene & p-Xylene	**4.864**	**2**	**ug/L**
1,2,3-Trimethylbenzene	**1.563 J**	**5**	**ug/L**
Diisopropyl Ether (DIPE)	ND	5	ug/L
Ethyl-t-Butyl Ether (ETBE)	ND	5	ug/L
Tert-amyl methyl ether (TAME)	ND	5	ug/L
Benzene	**14.001**	**1**	**ug/L**
Bromoform	ND	1	ug/L
Bromomethane	ND	1	ug/L
Carbon tetrachloride	ND	1	ug/L
Chlorobenzene	ND	1	ug/L
Chloroethane	ND	1	ug/L
Chloroform	ND	1	ug/L
Chloromethane	ND	1	ug/L
1,1-Dichloroethane	ND	1	ug/L
1,2-Dichloroethane	**0.3951 J**	**1**	**ug/L**
1,1-Dichloroethene	ND	1	ug/L
1,2-Dichloropropane	ND	1	ug/L
cis-1,3-Dichloropropene	ND	1	ug/L
trans-1,3-Dichloropropene	ND	1	ug/L
Ethylbenzene	**4.958**	**1**	**ug/L**
Methylene chloride	ND	1	ug/L
1,1,2,2-Tetrachloroethane	ND	1	ug/L
Tetrachloroethene	ND	1	ug/L
Toluene	**0.8316 J**	**1**	**ug/L**
1,1,1-Trichloroethane	ND	1	ug/L
Trichloroethene	**21.995**	**1**	**ug/L**
Vinyl chloride	ND	1	ug/L

SURROGATE	PERCENT RECOVERY	RECOVERY LIMITS
Dibromofluoromethane	92.07	(73 - 122)
1,2-Dichloroethane-d4	91.55	(61 - 128)
Toluene-d8	91.29	(76 - 110)
4-Bromofluorobenzene	100	(74 - 116)

NOTE(S):

J Estimated result. Result is less than RL.

Tetra Tech NUS, Inc

MRC-MW50A-080509

GC/MS Volatiles

Lot-Sample #: A9H070192-002 **Work Order #:** LHRQM1AA **Matrix:** WG

MASS SPECTROMETER/DATA SYSTEM (MSDS) TENTATIVELY IDENTIFIED COMPOUNDS

PARAMETER	CAS #	ESTIMATED RESULT		RETENTION TIME	UNITS
Unknown		4.830 J	M	1.8924	ug/L
Butane, 2-methyl-	78-78-4	119.89 NJ	M	2.4023	ug/L
Pentane	109-66-0	4.333 NJ	M	2.6514	ug/L
Butane, 2,2-dimethyl-	75-83-2	24.096 NJ	M	3.102	ug/L
Butane, 2,3-dimethyl-	79-29-8	12.686 NJ	M	3.517	ug/L
Cyclopentane	287-92-3	9.655 NJ	M	3.6	ug/L
Cyclopentane, methyl-	96-37-7	1.778 NJ	M	4.5606	ug/L
Benzene, 1-ethyl-2-methyl-	611-14-3	2.724 NJ	M	10.062	ug/L
Indane	496-11-7	11.179 NJ	M	10.845	ug/L
Benzene, 1-methyl-4-(1-methyle	99-87-6	2.464 NJ	M	11.296	ug/L
Cyclohexane		1.632	Q	5.154	ug/L

NOTE(S):

Q: Result was quantitated against the response factor of a calibration standard.

M: Result was measured against nearest internal standard assuming a response factor of 1.

Tetra Tech NUS, Inc

Client Sample ID: MRC-MW44A-080509

GC/MS Volatiles

Lot-Sample #...:	A9H070192-003	**Work Order #...:**	LHRQ01AA	**Matrix.....:**	WG
Date Sampled...:	08/05/09 11:21	**Date Received..:**	08/07/09		
Prep Date.....:	08/12/09	**Analysis Date..:**	08/12/09		
Prep Batch #...:	9225372				
Dilution Factor:	1	**Initial Wgt/Vol:**	5 mL	**Final Wgt/Vol..:**	5 mL
		Method.....:	SW846 8260B		

PARAMETER	RESULT	REPORTING LIMIT	UNITS
Acetone	**4.384 J,B**	**5**	**ug/L**
Bromobenzene	ND	1	ug/L
Bromochloromethane	ND	1	ug/L
Bromodichloromethane	ND	1	ug/L
2-Butanone	ND	5	ug/L
n-Butylbenzene	ND	1	ug/L
sec-Butylbenzene	ND	1	ug/L
tert-Butylbenzene	ND	1	ug/L
Carbon disulfide	ND	1	ug/L
Dibromochloromethane	ND	1	ug/L
1,2-Dibromo-3-chloro-propane	ND	2	ug/L
2-Chloroethyl vinyl ether	ND	5	ug/L
2-Chlorotoluene	ND	1	ug/L
4-Chlorotoluene	ND	1	ug/L
1,2-Dibromoethane	ND	1	ug/L
Dibromomethane	ND	1	ug/L
1,2-Dichlorobenzene	ND	1	ug/L
1,3-Dichlorobenzene	ND	1	ug/L
1,4-Dichlorobenzene	ND	1	ug/L
Dichlorodifluoromethane	ND	1	ug/L
cis-1,2-Dichloroethene	ND	1	ug/L
trans-1,2-Dichloroethene	ND	1	ug/L
1,3-Dichloropropane	ND	1	ug/L
2,2-Dichloropropane	ND	1	ug/L
1,1-Dichloropropene	ND	1	ug/L
Trichlorofluoromethane	ND	1	ug/L
Hexachlorobutadiene	ND	1	ug/L
2-Hexanone	ND	5	ug/L
Isopropylbenzene	ND	1	ug/L
p-Isopropyltoluene	ND	1	ug/L
tert-Butyl alcohol	ND	20	ug/L
4-Methyl-2-pentanone	ND	5	ug/L
Naphthalene	ND	1	ug/L
n-Propylbenzene	ND	1	ug/L
Styrene	ND	1	ug/L
1,1,1,2-Tetrachloroethane	ND	1	ug/L
1,2,3-Trichlorobenzene	ND	1	ug/L

(Continued on next page)

Tetra Tech NUS, Inc

Client Sample ID: MRC-MW44A-080509

GC/MS Volatiles

Lot-Sample #...: A9H070192-003 **Work Order #...:** LHRQ01AA **Matrix.....:** WG

PARAMETER	RESULT	REPORTING LIMIT	UNITS
1,2,4-Trichloro-benzene	ND	1	ug/L
1,2,3-Trichloropropane	ND	1	ug/L
1,1,2-Trichloro-1,2,2-trifluoroethane	ND	1	ug/L
1,2,4-Trimethylbenzene	ND	1	ug/L
Vinyl acetate	ND	2	ug/L
o-Xylene	ND	1	ug/L
Xylenes (total)	ND	2	ug/L
Methyl tert-butyl ether	ND	5	ug/L
m-Xylene & p-Xylene	ND	2	ug/L
1,2,3-Trimethylbenzene	ND	5	ug/L
Diisopropyl Ether (DIPE)	ND	5	ug/L
Ethyl-t-Butyl Ether (ETBE)	ND	5	ug/L
Tert-amyl methyl ether (TAME)	ND	5	ug/L
Benzene	ND	1	ug/L
Bromoform	ND	1	ug/L
Bromomethane	ND	1	ug/L
Carbon tetrachloride	ND	1	ug/L
Chlorobenzene	ND	1	ug/L
Chloroethane	ND	1	ug/L
Chloroform	ND	1	ug/L
Chloromethane	ND	1	ug/L
1,1-Dichloroethane	ND	1	ug/L
1,2-Dichloroethane	ND	1	ug/L
1,1-Dichloroethene	ND	1	ug/L
1,2-Dichloropropane	ND	1	ug/L
cis-1,3-Dichloropropene	ND	1	ug/L
trans-1,3-Dichloropropene	ND	1	ug/L
Ethylbenzene	ND	1	ug/L
Methylene chloride	ND	1	ug/L
1,1,2,2-Tetrachloroethane	ND	1	ug/L
Tetrachloroethene	ND	1	ug/L
Toluene	**0.1872 J**	**1**	**ug/L**
1,1,1-Trichloroethane	ND	1	ug/L
Trichloroethene	ND	1	ug/L
Vinyl chloride	ND	1	ug/L

SURROGATE	PERCENT RECOVERY	RECOVERY LIMITS
Dibromofluoromethane	90.81	(73 - 122)
1,2-Dichloroethane-d4	86.78	(61 - 128)
Toluene-d8	89.78	(76 - 110)
4-Bromofluorobenzene	93.67	(74 - 116)

(Continued on next page)

Tetra Tech NUS, Inc

Client Sample ID: MRC-MW44A-080509

GC/MS Volatiles

Lot-Sample #...: A9H070192-003 Work Order #...: LHRQ01AA Matrix.....: WG

NOTE(S):

J Estimated result. Result is less than RL.

B Method blank contamination. The associated method blank contains the target analyte at a reportable level.

Tetra Tech NUS, Inc

MRC-MW44A-080509

GC/MS Volatiles

Lot-Sample #: A9H070192-003 **Work Order #:** LHRQ01AA **Matrix:** WG

MASS SPECTROMETER/DATA SYSTEM (MSDS) TENTATIVELY IDENTIFIED COMPOUNDS

PARAMETER	CAS #	ESTIMATED RESULT	RETENTION TIME	UNITS
None				ug/L

Tetra Tech NUS, Inc

Client Sample ID: MRC-MW63A-080509

GC/MS Volatiles

Lot-Sample #...:	A9H070192-004	**Work Order #...:**	LHRQ91AM	**Matrix.....:**	WG
Date Sampled...:	08/05/09 14:18	**Date Received..:**	08/07/09		
Prep Date.....:	08/12/09	**Analysis Date..:**	08/12/09		
Prep Batch #...:	9225372				
Dilution Factor:	1	**Initial Wgt/Vol:**	5 mL	**Final Wgt/Vol..:**	5 mL
		Method.....:	SW846 8260B		

PARAMETER	RESULT	REPORTING LIMIT	UNITS
Acetone	**3.625 J,B**	**5**	**ug/L**
Bromobenzene	ND	1	ug/L
Bromochloromethane	ND	1	ug/L
Bromodichloromethane	ND	1	ug/L
2-Butanone	ND	5	ug/L
n-Butylbenzene	ND	1	ug/L
sec-Butylbenzene	ND	1	ug/L
tert-Butylbenzene	ND	1	ug/L
Carbon disulfide	ND	1	ug/L
Dibromochloromethane	ND	1	ug/L
1,2-Dibromo-3-chloro-propane	ND	2	ug/L
2-Chloroethyl vinyl ether	ND	5	ug/L
2-Chlorotoluene	ND	1	ug/L
4-Chlorotoluene	ND	1	ug/L
1,2-Dibromoethane	ND	1	ug/L
Dibromomethane	ND	1	ug/L
1,2-Dichlorobenzene	ND	1	ug/L
1,3-Dichlorobenzene	ND	1	ug/L
1,4-Dichlorobenzene	ND	1	ug/L
Dichlorodifluoromethane	ND	1	ug/L
cis-1,2-Dichloroethene	**0.4779 J**	**1**	**ug/L**
trans-1,2-Dichloroethene	ND	1	ug/L
1,3-Dichloropropane	ND	1	ug/L
2,2-Dichloropropane	ND	1	ug/L
1,1-Dichloropropene	ND	1	ug/L
Trichlorofluoromethane	ND	1	ug/L
Hexachlorobutadiene	ND	1	ug/L
2-Hexanone	ND	5	ug/L
Isopropylbenzene	ND	1	ug/L
p-Isopropyltoluene	ND	1	ug/L
tert-Butyl alcohol	ND	20	ug/L
4-Methyl-2-pentanone	ND	5	ug/L
Naphthalene	ND	1	ug/L
n-Propylbenzene	ND	1	ug/L
Styrene	ND	1	ug/L
1,1,1,2-Tetrachloroethane	ND	1	ug/L
1,2,3-Trichlorobenzene	ND	1	ug/L

(Continued on next page)

Tetra Tech NUS, Inc

Client Sample ID: MRC-MW63A-080509

GC/MS Volatiles

Lot-Sample #...: A9H070192-004 **Work Order #...:** LHRQ91AM **Matrix.....:** WG

PARAMETER	RESULT	REPORTING LIMIT	UNITS
1,2,4-Trichloro-benzene	ND	1	ug/L
1,2,3-Trichloropropane	ND	1	ug/L
1,1,2-Trichloro-1,2,2-trifluoroethane	ND	1	ug/L
1,2,4-Trimethylbenzene	ND	1	ug/L
Vinyl acetate	ND	2	ug/L
o-Xylene	ND	1	ug/L
Xylenes (total)	ND	2	ug/L
Methyl tert-butyl ether	ND	5	ug/L
m-Xylene & p-Xylene	ND	2	ug/L
1,2,3-Trimethylbenzene	ND	5	ug/L
Diisopropyl Ether (DIPE)	ND	5	ug/L
Ethyl-t-Butyl Ether (ETBE)	ND	5	ug/L
Tert-amyl methyl ether (TAME)	ND	5	ug/L
Benzene	ND	1	ug/L
Bromoform	ND	1	ug/L
Bromomethane	ND	1	ug/L
Carbon tetrachloride	ND	1	ug/L
Chlorobenzene	ND	1	ug/L
Chloroethane	ND	1	ug/L
Chloroform	ND	1	ug/L
Chloromethane	ND	1	ug/L
1,1-Dichloroethane	**0.6423 J**	**1**	**ug/L**
1,2-Dichloroethane	ND	1	ug/L
1,1-Dichloroethene	**0.2627 J**	**1**	**ug/L**
1,2-Dichloropropane	ND	1	ug/L
cis-1,3-Dichloropropene	ND	1	ug/L
trans-1,3-Dichloropropene	ND	1	ug/L
Ethylbenzene	ND	1	ug/L
Methylene chloride	ND	1	ug/L
1,1,2,2-Tetrachloroethane	ND	1	ug/L
Tetrachloroethene	ND	1	ug/L
Toluene	ND	1	ug/L
1,1,1-Trichloroethane	ND	1	ug/L
Trichloroethene	**0.5956 J**	**1**	**ug/L**
Vinyl chloride	ND	1	ug/L

SURROGATE	PERCENT RECOVERY	RECOVERY LIMITS
Dibromofluoromethane	90.79	(73 - 122)
1,2-Dichloroethane-d4	92.33	(61 - 128)
Toluene-d8	90.02	(76 - 110)
4-Bromofluorobenzene	94.53	(74 - 116)

(Continued on next page)

Tetra Tech NUS, Inc

Client Sample ID: MRC-MW63A-080509

GC/MS Volatiles

Lot-Sample #...: A9H070192-004 Work Order #...: LHRQ91AM Matrix.....: WG

NOTE(S):

J Estimated result. Result is less than RL.

B Method blank contamination. The associated method blank contains the target analyte at a reportable level.

Tetra Tech NUS, Inc

MRC-MW63A-080509

GC/MS Volatiles

Lot-Sample #: A9H070192-004 **Work Order #:** LHRQ91AM **Matrix:** WG

MASS SPECTROMETER/DATA SYSTEM (MSDS) TENTATIVELY IDENTIFIED COMPOUNDS

PARAMETER	CAS #	ESTIMATED RESULT	RETENTION TIME	UNITS
None				ug/L

Tetra Tech NUS, Inc

Client Sample ID: MRC-MW25A-080609

GC/MS Volatiles

Lot-Sample #...:	A9H070192-005	**Work Order #...:**	LHRRD1AA	**Matrix.....:**	WG
Date Sampled...:	08/06/09 09:40	**Date Received..:**	08/07/09		
Prep Date.....:	08/12/09	**Analysis Date..:**	08/12/09		
Prep Batch #...:	9225372				
Dilution Factor:	4	**Initial Wgt/Vol:**	5 mL	**Final Wgt/Vol..:**	5 mL
		Method.....:	SW846 8260B		

PARAMETER	RESULT	REPORTING LIMIT	UNITS
Acetone	**9.313 J,B**	**20**	**ug/L**
Bromobenzene	ND	4	ug/L
Bromochloromethane	ND	4	ug/L
Bromodichloromethane	ND	4	ug/L
2-Butanone	ND	20	ug/L
n-Butylbenzene	ND	4	ug/L
sec-Butylbenzene	ND	4	ug/L
tert-Butylbenzene	ND	4	ug/L
Carbon disulfide	ND	4	ug/L
Dibromochloromethane	ND	4	ug/L
1,2-Dibromo-3-chloro-propane	ND	8	ug/L
2-Chloroethyl vinyl ether	ND	20	ug/L
2-Chlorotoluene	ND	4	ug/L
4-Chlorotoluene	ND	4	ug/L
1,2-Dibromoethane	ND	4	ug/L
Dibromomethane	ND	4	ug/L
1,2-Dichlorobenzene	ND	4	ug/L
1,3-Dichlorobenzene	ND	4	ug/L
1,4-Dichlorobenzene	ND	4	ug/L
Dichlorodifluoromethane	ND	4	ug/L
cis-1,2-Dichloroethene	**4.537**	**4**	**ug/L**
trans-1,2-Dichloroethene	ND	4	ug/L
1,3-Dichloropropane	ND	4	ug/L
2,2-Dichloropropane	ND	4	ug/L
1,1-Dichloropropene	ND	4	ug/L
Trichlorofluoromethane	ND	4	ug/L
Hexachlorobutadiene	ND	4	ug/L
2-Hexanone	ND	20	ug/L
Isopropylbenzene	ND	4	ug/L
p-Isopropyltoluene	ND	4	ug/L
tert-Butyl alcohol	ND	80	ug/L
4-Methyl-2-pentanone	ND	20	ug/L
Naphthalene	ND	4	ug/L
n-Propylbenzene	ND	4	ug/L
Styrene	ND	4	ug/L
1,1,1,2-Tetrachloroethane	ND	4	ug/L
1,2,3-Trichlorobenzene	ND	4	ug/L

(Continued on next page)

Tetra Tech NUS, Inc

Client Sample ID: MRC-MW25A-080609

GC/MS Volatiles

Lot-Sample #...: A9H070192-005 **Work Order #...:** LHRRD1AA **Matrix.....:** WG

PARAMETER	RESULT	REPORTING LIMIT	UNITS
1,2,4-Trichloro-benzene	ND	4	ug/L
1,2,3-Trichloropropane	ND	4	ug/L
1,1,2-Trichloro-1,2,2-trifluoroethane	ND	4	ug/L
1,2,4-Trimethylbenzene	ND	4	ug/L
Vinyl acetate	ND	8	ug/L
o-Xylene	ND	4	ug/L
Xylenes (total)	ND	8	ug/L
Methyl tert-butyl ether	ND	20	ug/L
m-Xylene & p-Xylene	ND	8	ug/L
1,2,3-Trimethylbenzene	ND	20	ug/L
Diisopropyl Ether (DIPE)	ND	20	ug/L
Ethyl-t-Butyl Ether (ETBE)	ND	20	ug/L
Tert-amyl methyl ether (TAME)	ND	20	ug/L
Benzene	ND	4	ug/L
Bromoform	ND	4	ug/L
Bromomethane	ND	4	ug/L
Carbon tetrachloride	ND	4	ug/L
Chlorobenzene	ND	4	ug/L
Chloroethane	ND	4	ug/L
Chloroform	ND	4	ug/L
Chloromethane	ND	4	ug/L
1,1-Dichloroethane	ND	4	ug/L
1,2-Dichloroethane	ND	4	ug/L
1,1-Dichloroethene	ND	4	ug/L
1,2-Dichloropropane	ND	4	ug/L
cis-1,3-Dichloropropene	ND	4	ug/L
trans-1,3-Dichloropropene	ND	4	ug/L
Ethylbenzene	ND	4	ug/L
Methylene chloride	ND	4	ug/L
1,1,2,2-Tetrachloroethane	ND	4	ug/L
Tetrachloroethene	ND	4	ug/L
Toluene	ND	4	ug/L
1,1,1-Trichloroethane	ND	4	ug/L
Trichloroethene	**136.57**	**4**	**ug/L**
Vinyl chloride	ND	4	ug/L

SURROGATE	PERCENT RECOVERY	RECOVERY LIMITS
Dibromofluoromethane	89.76	(73 - 122)
1,2-Dichloroethane-d4	85.39	(61 - 128)
Toluene-d8	91.68	(76 - 110)
4-Bromofluorobenzene	92.08	(74 - 116)

(Continued on next page)

Tetra Tech NUS, Inc

Client Sample ID: MRC-MW25A-080609

GC/MS Volatiles

Lot-Sample #...: A9H070192-005 Work Order #...: LHRRD1AA Matrix.....: WG

NOTE(S):

J Estimated result. Result is less than RL.

B Method blank contamination. The associated method blank contains the target analyte at a reportable level.

Tetra Tech NUS, Inc

MRC-MW25A-080609

GC/MS Volatiles

Lot-Sample #: A9H070192-005 **Work Order #:** LHRRD1AA **Matrix:** WG

MASS SPECTROMETER/DATA SYSTEM (MSDS) TENTATIVELY IDENTIFIED COMPOUNDS

PARAMETER	CAS #	ESTIMATED RESULT	RETENTION TIME	UNITS
None				ug/L

Tetra Tech NUS, Inc

Client Sample ID: MRC-MW24A-080609

GC/MS Volatiles

Lot-Sample #...: A9H070192-006	**Work Order #...:** LHRTP1AM	**Matrix.....:** WG	
Date Sampled...: 08/06/09 11:30	**Date Received..:** 08/07/09		
Prep Date.....: 08/12/09	**Analysis Date..:** 08/12/09		
Prep Batch #...: 9225372			
Dilution Factor: 1.67	**Initial Wgt/Vol:** 5 mL	**Final Wgt/Vol..:** 5 mL	
	Method.....: SW846 8260B		

PARAMETER	RESULT	REPORTING LIMIT	UNITS
Acetone	ND	8.35	ug/L
Bromobenzene	ND	1.67	ug/L
Bromochloromethane	ND	1.67	ug/L
Bromodichloromethane	ND	1.67	ug/L
2-Butanone	ND	8.35	ug/L
n-Butylbenzene	ND	1.67	ug/L
sec-Butylbenzene	**0.3776 J**	**1.67**	**ug/L**
tert-Butylbenzene	ND	1.67	ug/L
Carbon disulfide	ND	1.67	ug/L
Dibromochloromethane	ND	1.67	ug/L
1,2-Dibromo-3-chloro-propane	ND	3.34	ug/L
2-Chloroethyl vinyl ether	ND	8.35	ug/L
2-Chlorotoluene	ND	1.67	ug/L
4-Chlorotoluene	ND	1.67	ug/L
1,2-Dibromoethane	ND	1.67	ug/L
Dibromomethane	ND	1.67	ug/L
1,2-Dichlorobenzene	ND	1.67	ug/L
1,3-Dichlorobenzene	ND	1.67	ug/L
1,4-Dichlorobenzene	ND	1.67	ug/L
Dichlorodifluoromethane	ND	1.67	ug/L
cis-1,2-Dichloroethene	**6.37**	**1.67**	**ug/L**
trans-1,2-Dichloroethene	ND	1.67	ug/L
1,3-Dichloropropane	ND	1.67	ug/L
2,2-Dichloropropane	ND	1.67	ug/L
1,1-Dichloropropene	ND	1.67	ug/L
Trichlorofluoromethane	ND	1.67	ug/L
Hexachlorobutadiene	ND	1.67	ug/L
2-Hexanone	ND	8.35	ug/L
Isopropylbenzene	ND	1.67	ug/L
p-Isopropyltoluene	ND	1.67	ug/L
tert-Butyl alcohol	**36.134 B**	**33.4**	**ug/L**
4-Methyl-2-pentanone	ND	8.35	ug/L
Naphthalene	ND	1.67	ug/L
n-Propylbenzene	ND	1.67	ug/L
Styrene	ND	1.67	ug/L
1,1,1,2-Tetrachloroethane	ND	1.67	ug/L
1,2,3-Trichlorobenzene	ND	1.67	ug/L

(Continued on next page)

Tetra Tech NUS, Inc

Client Sample ID: MRC-MW24A-080609

GC/MS Volatiles

Lot-Sample #...: A9H070192-006 **Work Order #...:** LHRTP1AM **Matrix.....:** WG

PARAMETER	RESULT	REPORTING LIMIT	UNITS
1,2,4-Trichloro-benzene	ND	1.67	ug/L
1,2,3-Trichloropropane	ND	1.67	ug/L
1,1,2-Trichloro-1,2,2-trifluoroethane	ND	1.67	ug/L
1,2,4-Trimethylbenzene	ND	1.67	ug/L
Vinyl acetate	ND	3.34	ug/L
o-Xylene	ND	1.67	ug/L
Xylenes (total)	ND	3.34	ug/L
Methyl tert-butyl ether	**64.83**	**8.35**	**ug/L**
m-Xylene & p-Xylene	ND	3.34	ug/L
1,2,3-Trimethylbenzene	ND	8.35	ug/L
Diisopropyl Ether (DIPE)	ND	8.35	ug/L
Ethyl-t-Butyl Ether (ETBE)	ND	8.35	ug/L
Tert-amyl methyl ether (TAME)	ND	8.35	ug/L
Benzene	**3.18**	**1.67**	**ug/L**
Bromoform	ND	1.67	ug/L
Bromomethane	ND	1.67	ug/L
Carbon tetrachloride	**2.168**	**1.67**	**ug/L**
Chlorobenzene	ND	1.67	ug/L
Chloroethane	ND	1.67	ug/L
Chloroform	**1.534 J**	**1.67**	**ug/L**
Chloromethane	ND	1.67	ug/L
1,1-Dichloroethane	**13.63**	**1.67**	**ug/L**
1,2-Dichloroethane	ND	1.67	ug/L
1,1-Dichloroethene	**1.811**	**1.67**	**ug/L**
1,2-Dichloropropane	ND	1.67	ug/L
cis-1,3-Dichloropropene	ND	1.67	ug/L
trans-1,3-Dichloropropene	ND	1.67	ug/L
Ethylbenzene	ND	1.67	ug/L
Methylene chloride	**0.5942 J**	**1.67**	**ug/L**
1,1,2,2-Tetrachloroethane	ND	1.67	ug/L
Tetrachloroethene	ND	1.67	ug/L
Toluene	ND	1.67	ug/L
1,1,1-Trichloroethane	ND	1.67	ug/L
Trichloroethene	**43.148**	**1.67**	**ug/L**
Vinyl chloride	**2.369**	**1.67**	**ug/L**

SURROGATE	PERCENT RECOVERY	RECOVERY LIMITS
Dibromofluoromethane	91.80	(73 - 122)
1,2-Dichloroethane-d4	90.58	(61 - 128)
Toluene-d8	90.11	(76 - 110)
4-Bromofluorobenzene	92.06	(74 - 116)

(Continued on next page)

Tetra Tech NUS, Inc

Client Sample ID: MRC-MW24A-080609

GC/MS Volatiles

Lot-Sample #...: A9H070192-006 Work Order #...: LHRTP1AM Matrix.....: WG

NOTE(S):

J Estimated result. Result is less than RL.

B Method blank contamination. The associated method blank contains the target analyte at a reportable level.

Tetra Tech NUS, Inc

MRC-MW24A-080609

GC/MS Volatiles

Lot-Sample #: A9H070192-006 **Work Order #:** LHRTP1AM **Matrix:** WG

MASS SPECTROMETER/DATA SYSTEM (MSDS) TENTATIVELY IDENTIFIED COMPOUNDS

PARAMETER	CAS #	ESTIMATED RESULT		RETENTION TIME	UNITS
Butane, 2-methyl-	78-78-4	6.869	NJ M	2.4024	ug/L

NOTE(S):

M: Result was measured against nearest internal standard assuming a response factor of 1.

Tetra Tech NUS, Inc

Client Sample ID: TB-080709

GC/MS Volatiles

Lot-Sample #...: A9H080141-001 **Work Order #...:** LHT6H1AA **Matrix.....:** WQ
Date Sampled...: 08/07/09 08:00 **Date Received..:** 08/08/09
Prep Date.....: 08/12/09 **Analysis Date..:** 08/12/09
Prep Batch #...: 9225372
Dilution Factor: 1 **Initial Wgt/Vol:** 5 mL **Final Wgt/Vol..:** 5 mL
Method.....: SW846 8260B

PARAMETER	RESULT	REPORTING LIMIT	UNITS
trans-1,2-Dichloroethene	ND	1	ug/L
1,3-Dichloropropane	ND	1	ug/L
2,2-Dichloropropane	ND	1	ug/L
1,1-Dichloropropene	ND	1	ug/L
Trichlorofluoromethane	ND	1	ug/L
Hexachlorobutadiene	ND	1	ug/L
2-Hexanone	ND	5	ug/L
Isopropylbenzene	ND	1	ug/L
p-Isopropyltoluene	ND	1	ug/L
tert-Butyl alcohol	ND	20	ug/L
4-Methyl-2-pentanone	ND	5	ug/L
Naphthalene	ND	1	ug/L
n-Propylbenzene	ND	1	ug/L
Styrene	ND	1	ug/L
1,1,1,2-Tetrachloroethane	ND	1	ug/L
1,2,3-Trichlorobenzene	ND	1	ug/L
1,2,4-Trichloro-benzene	ND	1	ug/L
Acetone	**4.322 J,B**	**5**	**ug/L**
Bromobenzene	ND	1	ug/L
Bromochloromethane	ND	1	ug/L
Bromodichloromethane	ND	1	ug/L
2-Butanone	ND	5	ug/L
n-Butylbenzene	ND	1	ug/L
sec-Butylbenzene	ND	1	ug/L
tert-Butylbenzene	ND	1	ug/L
Carbon disulfide	ND	1	ug/L
Dibromochloromethane	ND	1	ug/L
1,2-Dibromo-3-chloro-propane	ND	2	ug/L
2-Chloroethyl vinyl ether	ND	5	ug/L
2-Chlorotoluene	ND	1	ug/L
4-Chlorotoluene	ND	1	ug/L
1,2-Dibromoethane	ND	1	ug/L
Dibromomethane	ND	1	ug/L
1,2-Dichlorobenzene	ND	1	ug/L
1,3-Dichlorobenzene	ND	1	ug/L
1,4-Dichlorobenzene	ND	1	ug/L

(Continued on next page)

Tetra Tech NUS, Inc

Client Sample ID: TB-080709

GC/MS Volatiles

Lot-Sample #...: A9H080141-001 **Work Order #...:** LHT6H1AA **Matrix.....:** WQ

PARAMETER	RESULT	REPORTING LIMIT	UNITS
Dichlorodifluoromethane	ND	1	ug/L
cis-1,2-Dichloroethene	ND	1	ug/L
1,2,3-Trichloropropane	ND	1	ug/L
1,1,2-Trichloro-1,2,2-trifluoroethane	ND	1	ug/L
1,2,4-Trimethylbenzene	ND	1	ug/L
Vinyl acetate	ND	2	ug/L
o-Xylene	ND	1	ug/L
Xylenes (total)	ND	2	ug/L
Methyl tert-butyl ether	ND	5	ug/L
m-Xylene & p-Xylene	ND	2	ug/L
1,2,3-Trimethylbenzene	ND	5	ug/L
Diisopropyl Ether (DIPE)	ND	5	ug/L
Ethyl-t-Butyl Ether (ETBE)	ND	5	ug/L
Tert-amyl methyl ether (TAME)	ND	5	ug/L
Benzene	ND	1	ug/L
Bromoform	ND	1	ug/L
Bromomethane	ND	1	ug/L
Carbon tetrachloride	ND	1	ug/L
Chlorobenzene	ND	1	ug/L
Chloroethane	ND	1	ug/L
Chloroform	ND	1	ug/L
Chloromethane	ND	1	ug/L
1,1-Dichloroethane	ND	1	ug/L
1,2-Dichloroethane	ND	1	ug/L
1,1-Dichloroethene	ND	1	ug/L
1,2-Dichloropropane	ND	1	ug/L
cis-1,3-Dichloropropene	ND	1	ug/L
trans-1,3-Dichloropropene	ND	1	ug/L
Ethylbenzene	ND	1	ug/L
Methylene chloride	ND	1	ug/L
1,1,2,2-Tetrachloroethane	ND	1	ug/L
Tetrachloroethene	ND	1	ug/L
Toluene	ND	1	ug/L
1,1,1-Trichloroethane	ND	1	ug/L
Trichloroethene	ND	1	ug/L
Vinyl chloride	ND	1	ug/L

SURROGATE	PERCENT RECOVERY	RECOVERY LIMITS
Dibromofluoromethane	93.5	(73 - 122)
1,2-Dichloroethane-d4	94.22	(61 - 128)
Toluene-d8	91.55	(76 - 110)
4-Bromofluorobenzene	95.02	(74 - 116)

(Continued on next page)

Tetra Tech NUS, Inc

Client Sample ID: TB-080709

GC/MS Volatiles

Lot-Sample #...: A9H080141-001 Work Order #...: LHT6H1AA Matrix.....: WQ

NOTE(S):

J Estimated result. Result is less than RL.

B Method blank contamination. The associated method blank contains the target analyte at a reportable level.

Tetra Tech NUS, Inc

TB-080709

GC/MS Volatiles

Lot-Sample #: A9H080141-001 **Work Order #:** LHT6H1AA **Matrix:** WQ

MASS SPECTROMETER/DATA SYSTEM (MSDS) TENTATIVELY IDENTIFIED COMPOUNDS

PARAMETER	CAS #	ESTIMATED RESULT	RETENTION TIME	UNITS
None				ug/L

Tetra Tech NUS, Inc

Client Sample ID: MRC-MW70A-080709

GC/MS Volatiles

Lot-Sample #...: A9H080141-002 **Work Order #...:** LHT6L1AA **Matrix.....:** WG
Date Sampled...: 08/07/09 10:07 **Date Received..:** 08/08/09
Prep Date.....: 08/12/09 **Analysis Date..:** 08/12/09
Prep Batch #...: 9225372
Dilution Factor: 1 **Initial Wgt/Vol:** 5 mL **Final Wgt/Vol..:** 5 mL
Method.....: SW846 8260B

PARAMETER	RESULT	REPORTING LIMIT	UNITS
Acetone	**3.191 J,B**	**5**	**ug/L**
Bromobenzene	ND	1	ug/L
Bromochloromethane	ND	1	ug/L
Bromodichloromethane	ND	1	ug/L
2-Butanone	ND	5	ug/L
n-Butylbenzene	ND	1	ug/L
sec-Butylbenzene	ND	1	ug/L
tert-Butylbenzene	ND	1	ug/L
Carbon disulfide	ND	1	ug/L
Dibromochloromethane	ND	1	ug/L
1,2-Dibromo-3-chloro-propane	ND	2	ug/L
2-Chloroethyl vinyl ether	ND	5	ug/L
2-Chlorotoluene	ND	1	ug/L
4-Chlorotoluene	ND	1	ug/L
1,2-Dibromoethane	ND	1	ug/L
Dibromomethane	ND	1	ug/L
1,2-Dichlorobenzene	ND	1	ug/L
1,3-Dichlorobenzene	ND	1	ug/L
1,4-Dichlorobenzene	ND	1	ug/L
Dichlorodifluoromethane	ND	1	ug/L
cis-1,2-Dichloroethene	**0.9459 J**	**1**	**ug/L**
trans-1,2-Dichloroethene	ND	1	ug/L
1,3-Dichloropropane	ND	1	ug/L
2,2-Dichloropropane	ND	1	ug/L
1,1-Dichloropropene	ND	1	ug/L
Trichlorofluoromethane	ND	1	ug/L
Hexachlorobutadiene	ND	1	ug/L
2-Hexanone	ND	5	ug/L
Isopropylbenzene	ND	1	ug/L
p-Isopropyltoluene	ND	1	ug/L
tert-Butyl alcohol	ND	20	ug/L
4-Methyl-2-pentanone	ND	5	ug/L
Naphthalene	ND	1	ug/L
n-Propylbenzene	ND	1	ug/L
Styrene	ND	1	ug/L
1,1,1,2-Tetrachloroethane	ND	1	ug/L
1,2,3-Trichlorobenzene	ND	1	ug/L

(Continued on next page)

Tetra Tech NUS, Inc

Client Sample ID: MRC-MW70A-080709

GC/MS Volatiles

Lot-Sample #...: A9H080141-002 **Work Order #...:** LHT6L1AA **Matrix.....:** WG

PARAMETER	RESULT	REPORTING LIMIT	UNITS
1,2,4-Trichloro-benzene	ND	1	ug/L
1,2,3-Trichloropropane	ND	1	ug/L
1,1,2-Trichloro-1,2,2-trifluoroethane	ND	1	ug/L
1,2,4-Trimethylbenzene	ND	1	ug/L
Vinyl acetate	ND	2	ug/L
o-Xylene	ND	1	ug/L
Xylenes (total)	ND	2	ug/L
Methyl tert-butyl ether	ND	5	ug/L
m-Xylene & p-Xylene	ND	2	ug/L
1,2,3-Trimethylbenzene	ND	5	ug/L
Diisopropyl Ether (DIPE)	ND	5	ug/L
Ethyl-t-Butyl Ether (ETBE)	ND	5	ug/L
Tert-amyl methyl ether (TAME)	ND	5	ug/L
Benzene	ND	1	ug/L
Bromoform	ND	1	ug/L
Bromomethane	ND	1	ug/L
Carbon tetrachloride	ND	1	ug/L
Chlorobenzene	ND	1	ug/L
Chloroethane	ND	1	ug/L
Chloroform	ND	1	ug/L
Chloromethane	ND	1	ug/L
1,1-Dichloroethane	**0.5227 J**	**1**	**ug/L**
1,2-Dichloroethane	ND	1	ug/L
1,1-Dichloroethene	**0.2588 J**	**1**	**ug/L**
1,2-Dichloropropane	ND	1	ug/L
cis-1,3-Dichloropropene	ND	1	ug/L
trans-1,3-Dichloropropene	ND	1	ug/L
Ethylbenzene	ND	1	ug/L
Methylene chloride	ND	1	ug/L
1,1,2,2-Tetrachloroethane	ND	1	ug/L
Tetrachloroethene	ND	1	ug/L
Toluene	ND	1	ug/L
1,1,1-Trichloroethane	ND	1	ug/L
Trichloroethene	**0.7854 J**	**1**	**ug/L**
Vinyl chloride	ND	1	ug/L

SURROGATE	PERCENT RECOVERY	RECOVERY LIMITS
Dibromofluoromethane	86.68	(73 - 122)
1,2-Dichloroethane-d4	94.03	(61 - 128)
Toluene-d8	91.27	(76 - 110)
4-Bromofluorobenzene	91.06	(74 - 116)

(Continued on next page)

Tetra Tech NUS, Inc

Client Sample ID: MRC-MW70A-080709

GC/MS Volatiles

Lot-Sample #...: A9H080141-002 Work Order #...: LHT6L1AA Matrix.....: WG

NOTE(S):

J Estimated result. Result is less than RL.

B Method blank contamination. The associated method blank contains the target analyte at a reportable level.

Tetra Tech NUS, Inc

MRC-MW70A-080709

GC/MS Volatiles

Lot-Sample #: A9H080141-002 **Work Order #:** LHT6L1AA **Matrix:** WG

MASS SPECTROMETER/DATA SYSTEM (MSDS) TENTATIVELY IDENTIFIED COMPOUNDS

PARAMETER	CAS #	ESTIMATED RESULT	RETENTION TIME	UNITS
None				ug/L

Tetra Tech NUS, Inc

Client Sample ID: MRC-MW70B-080709

GC/MS Volatiles

Lot-Sample #...: A9H080141-003	**Work Order #...:** LHT6P1AM	**Matrix.....:** WG	
Date Sampled...: 08/07/09 11:36	**Date Received..:** 08/08/09		
Prep Date.....: 08/12/09	**Analysis Date..:** 08/12/09		
Prep Batch #...: 9225372			
Dilution Factor: 1	**Initial Wgt/Vol:** 5 mL	**Final Wgt/Vol..:** 5 mL	
	Method.....: SW846 8260B		

PARAMETER	RESULT	REPORTING LIMIT	UNITS
Acetone	**5.215 B**	**5**	**ug/L**
Bromobenzene	ND	1	ug/L
Bromochloromethane	ND	1	ug/L
Bromodichloromethane	ND	1	ug/L
2-Butanone	**0.8106 J**	**5**	**ug/L**
n-Butylbenzene	ND	1	ug/L
sec-Butylbenzene	ND	1	ug/L
tert-Butylbenzene	ND	1	ug/L
Carbon disulfide	ND	1	ug/L
Dibromochloromethane	ND	1	ug/L
1,2-Dibromo-3-chloro-propane	ND	2	ug/L
2-Chloroethyl vinyl ether	ND	5	ug/L
2-Chlorotoluene	ND	1	ug/L
4-Chlorotoluene	ND	1	ug/L
1,2-Dibromoethane	ND	1	ug/L
Dibromomethane	ND	1	ug/L
1,2-Dichlorobenzene	ND	1	ug/L
1,3-Dichlorobenzene	ND	1	ug/L
1,4-Dichlorobenzene	ND	1	ug/L
Dichlorodifluoromethane	ND	1	ug/L
cis-1,2-Dichloroethene	**12.5**	**1**	**ug/L**
trans-1,2-Dichloroethene	**0.3369 J**	**1**	**ug/L**
1,3-Dichloropropane	ND	1	ug/L
2,2-Dichloropropane	ND	1	ug/L
1,1-Dichloropropene	ND	1	ug/L
Trichlorofluoromethane	ND	1	ug/L
Hexachlorobutadiene	ND	1	ug/L
2-Hexanone	ND	5	ug/L
Isopropylbenzene	ND	1	ug/L
p-Isopropyltoluene	ND	1	ug/L
tert-Butyl alcohol	ND	20	ug/L
4-Methyl-2-pentanone	ND	5	ug/L
Naphthalene	ND	1	ug/L
n-Propylbenzene	ND	1	ug/L
Styrene	ND	1	ug/L
1,1,1,2-Tetrachloroethane	ND	1	ug/L
1,2,3-Trichlorobenzene	ND	1	ug/L

(Continued on next page)

Tetra Tech NUS, Inc

Client Sample ID: MRC-MW70B-080709

GC/MS Volatiles

Lot-Sample #...: A9H080141-003 **Work Order #...:** LHT6P1AM **Matrix.....:** WG

PARAMETER	RESULT	REPORTING LIMIT	UNITS
1,2,4-Trichloro-benzene	ND	1	ug/L
1,2,3-Trichloropropane	ND	1	ug/L
1,1,2-Trichloro-1,2,2-trifluoroethane	ND	1	ug/L
1,2,4-Trimethylbenzene	ND	1	ug/L
Vinyl acetate	ND	2	ug/L
o-Xylene	ND	1	ug/L
Xylenes (total)	ND	2	ug/L
Methyl tert-butyl ether	ND	5	ug/L
m-Xylene & p-Xylene	ND	2	ug/L
1,2,3-Trimethylbenzene	ND	5	ug/L
Diisopropyl Ether (DIPE)	ND	5	ug/L
Ethyl-t-Butyl Ether (ETBE)	ND	5	ug/L
Tert-amyl methyl ether (TAME)	ND	5	ug/L
Benzene	ND	1	ug/L
Bromoform	ND	1	ug/L
Bromomethane	ND	1	ug/L
Carbon tetrachloride	ND	1	ug/L
Chlorobenzene	ND	1	ug/L
Chloroethane	ND	1	ug/L
Chloroform	ND	1	ug/L
Chloromethane	ND	1	ug/L
1,1-Dichloroethane	**1.21**	**1**	**ug/L**
1,2-Dichloroethane	ND	1	ug/L
1,1-Dichloroethene	**4.842**	**1**	**ug/L**
1,2-Dichloropropane	ND	1	ug/L
cis-1,3-Dichloropropene	ND	1	ug/L
trans-1,3-Dichloropropene	ND	1	ug/L
Ethylbenzene	ND	1	ug/L
Methylene chloride	ND	1	ug/L
1,1,2,2-Tetrachloroethane	ND	1	ug/L
Tetrachloroethene	ND	1	ug/L
Toluene	**0.1708 J**	**1**	**ug/L**
1,1,1-Trichloroethane	ND	1	ug/L
Trichloroethene	**22.543**	**1**	**ug/L**
Vinyl chloride	**0.5308 J**	**1**	**ug/L**

SURROGATE	PERCENT RECOVERY	RECOVERY LIMITS
Dibromofluoromethane	87.06	(73 - 122)
1,2-Dichloroethane-d4	89.46	(61 - 128)
Toluene-d8	91.46	(76 - 110)
4-Bromofluorobenzene	94.56	(74 - 116)

(Continued on next page)

Tetra Tech NUS, Inc

Client Sample ID: MRC-MW70B-080709

GC/MS Volatiles

Lot-Sample #...: A9H080141-003 Work Order #...: LHT6P1AM Matrix.....: WG

NOTE(S):

B Method blank contamination. The associated method blank contains the target analyte at a reportable level.

J Estimated result. Result is less than RL.

Tetra Tech NUS, Inc

MRC-MW70B-080709

GC/MS Volatiles

Lot-Sample #: A9H080141-003 **Work Order #:** LHT6P1AM **Matrix:** WG

MASS SPECTROMETER/DATA SYSTEM (MSDS) TENTATIVELY IDENTIFIED COMPOUNDS

PARAMETER	CAS #	ESTIMATED RESULT	RETENTION TIME	UNITS
None				ug/L

Tetra Tech NUS, Inc

Client Sample ID: MRC-MW72B-080709

GC/MS Volatiles

Lot-Sample #...: A9H080141-004 **Work Order #...:** LHT6R1AA **Matrix.....:** WG
Date Sampled...: 08/07/09 14:48 **Date Received..:** 08/08/09
Prep Date.....: 08/14/09 **Analysis Date..:** 08/14/09
Prep Batch #...: 9229222
Dilution Factor: 166.67 **Initial Wgt/Vol:** 5 mL **Final Wgt/Vol..:** 5 mL
Method.....: SW846 8260B

PARAMETER	RESULT	REPORTING LIMIT	UNITS
Acetone	ND	833.35	ug/L
Bromobenzene	ND	166.67	ug/L
Bromochloromethane	ND	166.67	ug/L
Bromodichloromethane	ND	166.67	ug/L
2-Butanone	ND	833.35	ug/L
n-Butylbenzene	ND	166.67	ug/L
sec-Butylbenzene	ND	166.67	ug/L
tert-Butylbenzene	ND	166.67	ug/L
Carbon disulfide	ND	166.67	ug/L
Dibromochloromethane	ND	166.67	ug/L
1,2-Dibromo-3-chloro-propane	ND	333.34	ug/L
2-Chloroethyl vinyl ether	ND	833.35	ug/L
2-Chlorotoluene	ND	166.67	ug/L
4-Chlorotoluene	ND	166.67	ug/L
1,2-Dibromoethane	ND	166.67	ug/L
Dibromomethane	ND	166.67	ug/L
1,2-Dichlorobenzene	ND	166.67	ug/L
1,3-Dichlorobenzene	ND	166.67	ug/L
1,4-Dichlorobenzene	ND	166.67	ug/L
Dichlorodifluoromethane	ND	166.67	ug/L
cis-1,2-Dichloroethene	ND	166.67	ug/L
trans-1,2-Dichloroethene	ND	166.67	ug/L
1,3-Dichloropropane	ND	166.67	ug/L
2,2-Dichloropropane	ND	166.67	ug/L
1,1-Dichloropropene	ND	166.67	ug/L
Trichlorofluoromethane	ND	166.67	ug/L
Hexachlorobutadiene	ND	166.67	ug/L
2-Hexanone	ND	833.35	ug/L
Isopropylbenzene	ND	166.67	ug/L
p-Isopropyltoluene	ND	166.67	ug/L
tert-Butyl alcohol	ND	3333.4	ug/L
4-Methyl-2-pentanone	ND	833.35	ug/L
Naphthalene	ND	166.67	ug/L
n-Propylbenzene	ND	166.67	ug/L
Styrene	ND	166.67	ug/L
1,1,1,2-Tetrachloroethane	ND	166.67	ug/L
1,2,3-Trichlorobenzene	ND	166.67	ug/L

(Continued on next page)

Tetra Tech NUS, Inc

Client Sample ID: MRC-MW72B-080709

GC/MS Volatiles

Lot-Sample #...: A9H080141-004 **Work Order #...:** LHT6R1AA **Matrix.....:** WG

PARAMETER	RESULT	REPORTING LIMIT	UNITS
1,2,4-Trichloro-benzene	ND	166.67	ug/L
1,2,3-Trichloropropane	ND	166.67	ug/L
1,1,2-Trichloro-1,2,2-trifluoroethane	ND	166.67	ug/L
1,2,4-Trimethylbenzene	ND	166.67	ug/L
Vinyl acetate	ND	333.34	ug/L
o-Xylene	ND	166.67	ug/L
Xylenes (total)	ND	333.34	ug/L
Methyl tert-butyl ether	ND	833.35	ug/L
m-Xylene & p-Xylene	ND	333.34	ug/L
1,2,3-Trimethylbenzene	ND	833.35	ug/L
Diisopropyl Ether (DIPE)	ND	833.35	ug/L
Ethyl-t-Butyl Ether (ETBE)	ND	833.35	ug/L
Tert-amyl methyl ether (TAME)	ND	833.35	ug/L
Benzene	ND	166.67	ug/L
Bromoform	ND	166.67	ug/L
Bromomethane	ND	166.67	ug/L
Carbon tetrachloride	ND	166.67	ug/L
Chlorobenzene	ND	166.67	ug/L
Chloroethane	ND	166.67	ug/L
Chloroform	ND	166.67	ug/L
Chloromethane	ND	166.67	ug/L
1,1-Dichloroethane	ND	166.67	ug/L
1,2-Dichloroethane	ND	166.67	ug/L
1,1-Dichloroethene	ND	166.67	ug/L
1,2-Dichloropropane	ND	166.67	ug/L
cis-1,3-Dichloropropene	ND	166.67	ug/L
trans-1,3-Dichloropropene	ND	166.67	ug/L
Ethylbenzene	ND	166.67	ug/L
Methylene chloride	**107.27 J,B**	**166.67**	**ug/L**
1,1,2,2-Tetrachloroethane	ND	166.67	ug/L
Tetrachloroethene	ND	166.67	ug/L
Toluene	ND	166.67	ug/L
1,1,1-Trichloroethane	ND	166.67	ug/L
Trichloroethene	**5705.5**	**166.67**	**ug/L**
Vinyl chloride	ND	166.67	ug/L

SURROGATE	PERCENT RECOVERY	RECOVERY LIMITS
Dibromofluoromethane	96.92	(73 - 122)
1,2-Dichloroethane-d4	98.86	(61 - 128)
Toluene-d8	88.33	(76 - 110)
4-Bromofluorobenzene	84.10	(74 - 116)

(Continued on next page)

Tetra Tech NUS, Inc

Client Sample ID: MRC-MW72B-080709

GC/MS Volatiles

Lot-Sample #...: A9H080141-004 Work Order #...: LHT6R1AA Matrix.....: WG

NOTE(S):

J Estimated result. Result is less than RL.

B Method blank contamination. The associated method blank contains the target analyte at a reportable level.

Tetra Tech NUS, Inc

MRC-MW72B-080709

GC/MS Volatiles

Lot-Sample #: A9H080141-004 **Work Order #:** LHT6R1AA **Matrix:** WG

MASS SPECTROMETER/DATA SYSTEM (MSDS) TENTATIVELY IDENTIFIED COMPOUNDS

PARAMETER	CAS #	ESTIMATED RESULT	RETENTION TIME	UNITS
None				ug/L

Tetra Tech NUS, Inc

Client Sample ID: MRC-MW44A-080509

GC/MS Semivolatiles

Lot-Sample #...:	A9H070192-003	**Work Order #...:**	LHRQ01CL	**Matrix.....:**	WG
Date Sampled...:	08/05/09 11:21	**Date Received..:**	08/07/09		
Prep Date.....:	08/09/09	**Analysis Date..:**	08/17/09		
Prep Batch #...:	9220106				
Dilution Factor:	1	**Initial Wgt/Vol:**	1050 mL	**Final Wgt/Vol..:**	2 mL
		Method.....:	SW846 8270C		

PARAMETER	RESULT	REPORTING LIMIT	UNITS
1,4-Dioxane	**1.7374**	**1**	**ug/L**

SURROGATE	PERCENT RECOVERY	RECOVERY LIMITS
Nitrobenzene-d5	76.77	(27 - 111)
2-Fluorobiphenyl	74.50	(28 - 110)
Terphenyl-d14	90.89	(37 - 119)
Phenol-d5	71.69	(10 - 110)
2-Fluorophenol	67.67	(10 - 110)
2,4,6-Tribromophenol	77.42	(22 - 120)

Tetra Tech NUS, Inc

Client Sample ID: MRC-MW70A-080709

GC/MS Semivolatiles

Lot-Sample #...:	A9H080141-002	**Work Order #...:**	LHT6L1CL	**Matrix.....:**	WG
Date Sampled...:	08/07/09 10:07	**Date Received..:**	08/08/09		
Prep Date.....:	08/09/09	**Analysis Date..:**	08/17/09		
Prep Batch #...:	9220106				
Dilution Factor:	1	**Initial Wgt/Vol:**	1040 mL	**Final Wgt/Vol..:**	2 mL
		Method.....:	SW846 8270C		

PARAMETER	RESULT	REPORTING LIMIT	UNITS
1,4-Dioxane	**1.1564**	**1**	**ug/L**

SURROGATE	PERCENT RECOVERY	RECOVERY LIMITS
Nitrobenzene-d5	71.60	(27 - 111)
2-Fluorobiphenyl	67.92	(28 - 110)
Terphenyl-d14	86.07	(37 - 119)
Phenol-d5	66.23	(10 - 110)
2-Fluorophenol	64.14	(10 - 110)
2,4,6-Tribromophenol	64.49	(22 - 120)

Tetra Tech NUS, Inc

Client Sample ID: MRC-MW70B-080709

GC/MS Semivolatiles

Lot-Sample #...:	A9H080141-003	**Work Order #...:**	LHT6P1CL	**Matrix.....:**	WG
Date Sampled...:	08/07/09 11:36	**Date Received..:**	08/08/09		
Prep Date.....:	08/09/09	**Analysis Date..:**	08/17/09		
Prep Batch #...:	9220106				
Dilution Factor:	1	**Initial Wgt/Vol:**	1040 mL	**Final Wgt/Vol..:**	2 mL
		Method.....:	SW846 8270C		

PARAMETER	RESULT	REPORTING LIMIT	UNITS
1,4-Dioxane	**4.7766**	**1**	**ug/L**

SURROGATE	PERCENT RECOVERY	RECOVERY LIMITS
Nitrobenzene-d5	71.29	(27 - 111)
2-Fluorobiphenyl	67.86	(28 - 110)
Terphenyl-d14	87.70	(37 - 119)
Phenol-d5	66.36	(10 - 110)
2-Fluorophenol	64.57	(10 - 110)
2,4,6-Tribromophenol	66.42	(22 - 120)

Tetra Tech NUS, Inc

Client Sample ID: MRC-MW24A-080609

GC Volatiles

Lot-Sample #...:	A9H070192-006	**Work Order #...:**	LHRTP1CR	**Matrix.....:**	WG
Date Sampled...:	08/06/09 11:30	**Date Received..:**	08/07/09		
Prep Date.....:	08/12/09	**Analysis Date..:**	08/12/09		
Prep Batch #...:	9225354				
Dilution Factor:	1	**Initial Wgt/Vol:**	1 mL	**Final Wgt/Vol..:**	1 mL
		Method.....:	RSK SOP-175		

PARAMETER	RESULT	REPORTING LIMIT	UNITS
Methane	**152.2**	**0.5**	**ug/L**
Ethane	**0.554**	**0.5**	**ug/L**
Ethene	ND	0.5	ug/L

Tetra Tech NUS, Inc

Client Sample ID: MRC-MW25A-080609

GC Volatiles

Lot-Sample #...:	A9H070192-005	**Work Order #...:**	LHRRD1CP	**Matrix.....:**	WG
Date Sampled...:	08/06/09 09:40	**Date Received..:**	08/07/09		
Prep Date.....:	08/12/09	**Analysis Date..:**	08/12/09		
Prep Batch #...:	9225354				
Dilution Factor:	1	**Initial Wgt/Vol:**	1 mL	**Final Wgt/Vol..:**	1 mL
		Method.....:	RSK SOP-175		

PARAMETER	RESULT	REPORTING LIMIT	UNITS
Methane	**29.37**	**0.5**	**ug/L**
Ethane	ND	0.5	ug/L
Ethene	ND	0.5	ug/L

Appendix C

Support Documentation

CASE NARRATIVE

9H05300

The following report contains the analytical results for fifteen water samples and three quality control samples submitted to TestAmerica North Canton by Tetra Tech NUS, Inc. from the Middle River Center 2009 GW Site. The samples were received August 05, 2009, August 07, 2009 and August 08, 2009, according to documented sample acceptance procedures.

This SDG consists of (3) laboratory ID's: A9H050300, A9H070192, and A9H080141.

TestAmerica utilizes USEPA approved methods in all analytical work. The samples presented in this report were analyzed for the parameter(s) listed on the analytical methods summary page in accordance with the method(s) indicated. Preliminary results were provided to Dev Murali, Tobrena Skeen, and Tony Apanavage on August 18, 2009, and August 20, 2009. A summary of QC data for these analyses is included at the back of the report.

TestAmerica North Canton attests to the validity of the laboratory data generated by TestAmerica facilities reported herein. All analyses performed by TestAmerica facilities were done using established laboratory SOPs that incorporate QA/QC procedures described in the applicable methods. TestAmerica's operations groups have reviewed the data for compliance with the laboratory QA/QC plan, and data have been found to be compliant with laboratory protocols unless otherwise noted below.

The test results in this report meet all NELAP requirements for parameters for which accreditation is required or available. Any exceptions to NELAP requirements are noted in this report. Pursuant to NELAP, this report may not be reproduced, except in full, without the written approval of the laboratory.

Please refer to the Quality Control Elements Narrative following this case narrative for additional quality control information.

If you have any questions, please call the Project Manager, Patrick J. O'Meara, at 330-497-9396.

This report is sequentially paginated. The final page of the report is labeled as "END OF REPORT."

CASE NARRATIVE (continued)

SUPPLEMENTAL QC INFORMATION

SAMPLE RECEIVING

The temperatures of the coolers upon sample receipt were 0.3, 2.9, and 3.2°C.

GC/MS VOLATILES

The sample(s) that contained concentrations of target analyte(s) at a reportable level in the associated Method Blank(s) were flagged with "B". All target analytes in the Method Blank must be below the reporting limit (RL) or the associated sample(s) must be ND with the exception of common laboratory contaminants.

The sample(s) that contain results between the MDL and the RL were flagged with "J". There is a possibility of false positive or mis-identification at these quantitation levels. In analytical methods requiring confirmation of the analyte reported, confirmation was performed only down to the standard reporting limit (SRL). The acceptance criteria for QC samples may not be met at these quantitation levels.

2-Chloroethyl vinyl ether cannot be reliably recovered in an acid preserved sample.

GC/MS SEMIVOLATILES

The analytical results met the requirements of the laboratory's QA/QC program.

DISSOLVED GASES/RSK

For batch(es) 9225354, due to an inconsistent regulator, the gas standards used for generating the primary source and secondary source are not compatible. The second source ICV passes nominally, but the primary source is being used for continuing calibration, batch QC spikes and matrix spikes until the problem is resolved.

METALS

The sample(s) that contain results between the MDL and the RL were flagged with "B". There is the possibility of false positive or mis-identification at these quantitation levels. The acceptance criteria for the ICB, CCB, and Method Blank are +/- the standard reporting limit (SRL).

The sample(s) had elevated reporting limits due to matrix interferences. Refer to the sample report pages for the affected analyte(s) flagged with "G".

CASE NARRATIVE (continued)

METALS (continued)

The sample(s) that contained concentrations of target analyte(s) at a reportable level in the associated Method Blank(s) were flagged with "J". Refer to the sample report pages for the affected analyte(s).

Matrix spike recovery and relative percent difference (RPD) data were not calculated for some analytes for MRC-MW60A-080309, MRC-MW50A-080509 and MRC-MW70A-080709 due to the sample concentration reading greater than four times the spike amount. See the Matrix Spike Report for the affected analytes which will be flagged with "NC, MSB".

The sample duplicate RPD was outside the acceptance limits for some analytes. The result is less than five times the reporting limit; therefore, no corrective action is required. Refer to the sample duplicate report for RPDS that exceed 20%.

GENERAL CHEMISTRY

The sample(s) that contain results between the MDL and the RL were flagged with "B". There is the possibility of false positive or mis-identification at these quantitation levels. The acceptance criteria for the ICB, CCB, and Method Blank are +/- the standard reporting limit (SRL).

The sample(s) that contained concentrations of target analyte(s) at a reportable level in the associated Method Blank(s) were flagged with "J". Refer to the sample report pages for the affected analytes(s).

Chain of Custody Record

Temperature on Receipt _____

Drinking Water? Yes☐ No☐

TestAmerica
THE LEADER IN ENVIRONMENTAL TESTING

TAL-4124 (1007)

Client	Project Manager	Date	Chain of Custody Number
Tetra Tech MS	Tony Apanavage	8-3-09	141141
Address	**Telephone Number (Area Code)/Fax Number**	**Lab Number**	**Page 1 of 1**
20251 Century Blvd STE 200	(301) 528-3021		
City / **State** / **Zip Code**	**Site Contact**	**Lab Contact**	
Germantown / MD / 20874	Walt Pagan		
Project Name and Location (State)	**Carrier/Waybill Number**		
Ground Water Sampling 2009 Middle River Center			
Contract/Purchase Order/Quote No.			

Sample I.D. No. and Description (Containers for each sample may be combined on one line)	Date	Time	Matrix: Air	Aqueous	Sed.	Soil	Containers & Preservatives: Unpres.	H2SO4	HNO3	HCl	NaOH	ZnAc/NaOH	Analysis: VOCs	Total ppm	Diss ppm	Special Instructions/ Conditions of Receipt
TB-080309	8-3-09	0810		X									X			
MRC-MW 60A-080309		1038		X					X	X			X	X	X	
MRC-MW 61A-080309		1202		X					X					X	X	
MRC-MW 59A-080309	↓	1432		X					X					X	X	
MRC-MW 26A-080409	8-4-09	0930		X					X	X			X	X	X	
MRC-MW 29A-080409		1102		X					X	X			X	X	X	
MRC-MW 30A-080409	↓	1500		X					X	X			X	X	X	

Possible Hazard Identification
☐ Non-Hazard ☐ Flammable ☐ Skin Irritant ☐ Poison B ☐ Unknown

Sample Disposal
☐ Return To Client ☐ Disposal By Lab ☐ Archive For _____ Months
(A fee may be assessed if samples are retained longer than 1 month)

Turn Around Time Required
☐ 24 Hours ☐ 48 Hours ☐ 7 Days ☐ 14 Days ☐ 21 Days ☐ Other _____

QC Requirements (Specify)

	Relinquished By	Date	Time	Received By	Date	Time
1.	Walt E Pagan	8-4-09	1600	Denny Burns	8/5/09	1:25pm
2.						
3.						

Comments

DISTRIBUTION: WHITE - Returned to Client with Report; CANARY - Stays with the Sample; PINK - Field Copy

30

North Canton

TestAmerica Cooler Receipt Form/Narrative **Lot Number:** A9H050300
North Canton Facility

Client TetraTech Project _____ By: Derry Burns
Cooler Received on 8/5/09 Opened on 8/5/09 (Signature)
FedEx ☐ UPS ☐ DHL ☐ FAS ☐ Stetson ☐ Client Drop Off ☐ TestAmerica Courier ☒ Other _____
TestAmerica Cooler # _____ Multiple Coolers ☐ Foam Box ☐ Client Cooler ☒ Other _____

1. Were custody seals on the outside of the cooler(s)? Yes ☒ No ☐ Intact? Yes ☒ No ☐ NA ☐
   If YES, Quantity 2 Quantity Unsalvageable _____
   Were custody seals on the outside of cooler(s) signed and dated? Yes ☒ No ☐ NA ☐
   Were custody seals on the bottle(s)? Yes ☐ No ☒
   If YES, are there any exceptions? _____
2. Shippers' packing slip attached to the cooler(s)? Yes ☐ No ☒
3. Did custody papers accompany the sample(s)? Yes ☒ No ☐ Relinquished by client? Yes ☒ No ☐
4. Were the custody papers signed in the appropriate place? Yes ☒ No ☐
5. Packing material used: Bubble Wrap ☒ Foam ☐ None ☐ Other _____
6. Cooler temperature upon receipt 2.9 °C See back of form for multiple coolers/temps ☐
   METHOD: IR ☒ Other ☐ _____
   COOLANT: Wet Ice ☒ Blue Ice ☐ Dry Ice ☐ Water ☐ None ☐
7. Did all bottles arrive in good condition (Unbroken)? Yes ☒ No ☐
8. Could all bottle labels be reconciled with the COC? Yes ☒ No ☐
9. Were sample(s) at the correct pH upon receipt? Yes ☒ No ☐ NA ☐
10. Were correct bottle(s) used for the test(s) indicated? Yes ☒ No ☐
11. Were air bubbles >6 mm in any VOA vials? Yes ☐ No ☒ NA ☐
12. Sufficient quantity received to perform indicated analyses? Yes ☒ No ☐
13. Was a trip blank present in the cooler(s)? Yes ☒ No ☐ Were VOAs on the COC? Yes ☒ No ☐

Contacted PM _____ Date _____ by _____ via Verbal ☐ Voice Mail ☐ Other ☐
Concerning _____

14. CHAIN OF CUSTODY

The following discrepancies occurred:

_____

15. SAMPLE CONDITION

Sample(s) _____ were received after the recommended holding time had expired.
Sample(s) _____ were received in a broken container.
Sample(s) _____ were received with bubble >6 mm in diameter. (Notify PM)

16. SAMPLE PRESERVATION

Sample(s) _____ were further preserved in Sample Receiving to meet recommended pH level(s). *Nitric Acid Lot#* 031909-HNO_3; *Sulfuric Acid Lot#* 100108-H_2SO_4; *Sodium Hydroxide Lot#* 073007 -*NaOH; Hydrochloric Acid Lot#* 092006-*HCl; Sodium Hydroxide and Zinc Acetate Lot#* 050205-$(CH_3COO)_2ZN/NaOH$. What time was preservative added to sample(s)? _____

Client ID	pH	Date	Initials
60A	<2, <2	8/5/09	TB
61A	<2, <2		
59A	<2, <2		
26A	<2, <2		
29A	<2, <2		
30A	<2, <2		

Chain of Custody Record

TestAmerica
THE LEADER IN ENVIRONMENTAL TESTING

Temperature on Receipt _____

Drinking Water? Yes ☐ No ☐

TAL-4124 (1007)

Client: Tetra Tech MWS	Project Manager: Tony Apanavage	Date: 8-5-09	Chain of Custody Number: 141131
Address: 20251 Century Blvd STE 200	Telephone Number (Area Code)/Fax Number: (301) 528-3021	Lab Number:	Page 1 of 1
City: Germantown / State: MD / Zip Code: 20874	Site Contact: Walt Payson	Lab Contact:	
Project Name and Location (State): Groundwater Sampling 2009	Carrier/Waybill Number:		
Contract/Purchase Order/Quote No.: Middle River Center			

Sample I.D. No. and Description (Containers for each sample may be combined on one line)	Date	Time	Matrix: Air	Aqueous	Sed.	Soil	Containers & Preservatives: Unpres.	H2SO4	HNO3	HCl	NaOH	ZnAc/NaOH	Analysis: VOCs	Total ppm	Diss ppm	1,4 Dioxane	Diss Gasses	Ammonia-N	Alk, TDS, Anions	Fe/Et/Mn	DOC
TB-080509	8-5-09	0800		X									X								
MAC-MW50A-080509		0949		X					X	X			X	X	X						
MAC-MW44A-080509		1121		X			X		X	X			X	X	X	X					
MAC-MW63A-080509		1418		X					X	X			X	X	X						
MAC-MW25A-080609	8-6-09	0940		X			X	X	X	X			X	X	X		X	X	X	X	X
MAC-MW24A-080609		1130		X			X	X	X	X			X	X	X		X	X	X	X	X
MAC-MW67A-080609		1450		X					X					X	X						

Possible Hazard Identification
☐ Non-Hazard ☐ Flammable ☐ Skin Irritant ☐ Poison B ☐ Unknown

Sample Disposal
☐ Return To Client ☐ Disposal By Lab ☐ Archive For _____ Months (A fee may be assessed if samples are retained longer than 1 month)

Turn Around Time Required
☐ 24 Hours ☐ 48 Hours ☐ 7 Days ☐ 14 Days ☐ 21 Days ☐ Other _____

QC Requirements (Specify)

Special Instructions/ Conditions of Receipt

	Date	Time		Date	Time
1. Relinquished By: Walt Payson	8-6-09	1600	1. Received By: Diana Morgan	8/7/09	930
2. Relinquished By			2. Received By		
3. Relinquished By			3. Received By		

Comments

DISTRIBUTION: WHITE - Returned to Client with Report; CANARY - Stays with the Sample; PINK - Field Copy

North Canton

33

TestAmerica Cooler Receipt Form/Narrative
North Canton Facility

Lot Number: A9H070192

Client Tetra Tech Project Groundwater Sam By: Alaina Mangan (Signature)

Cooler Received on 8/7/09 Opened on 8/7/09

FedEx ☒ UPS ☐ DHL ☐ FAS ☐ Stetson ☐ Client Drop Off ☐ TestAmerica Courier ☐ Other _____

TestAmerica Cooler # _____ Multiple Coolers ☐ Foam Box ☐ Client Cooler ☒ Other _____

1. Were custody seals on the outside of the cooler(s)? Yes ☒ No ☐ Intact? Yes ☒ No ☐ NA ☐
   If YES, Quantity 2 Quantity Unsalvageable _____
   Were custody seals on the outside of cooler(s) signed and dated? Yes ☒ No ☐ NA ☐
   Were custody seals on the bottle(s)? Yes ☐ No ☒
   If YES, are there any exceptions? _____
2. Shippers' packing slip attached to the cooler(s)? Yes ☒ No ☐
3. Did custody papers accompany the sample(s)? Yes ☒ No ☐ Relinquished by client? Yes ☒ No ☐
4. Were the custody papers signed in the appropriate place? Yes ☒ No ☐
5. Packing material used: Bubble Wrap ☒ Foam ☐ None ☐ Other _____
6. Cooler temperature upon receipt 0.3 °C See back of form for multiple coolers/temps ☐
   METHOD: IR ☒ Other ☐ _____
   COOLANT: Wet Ice ☒ Blue Ice ☐ Dry Ice ☐ Water ☐ None ☐
7. Did all bottles arrive in good condition (Unbroken)? Yes ☒ No ☐
8. Could all bottle labels be reconciled with the COC? Yes ☒ No ☐
9. Were sample(s) at the correct pH upon receipt? Yes ☒ No ☐ NA ☐
10. Were correct bottle(s) used for the test(s) indicated? Yes ☒ No ☐
11. Were air bubbles >6 mm in any VOA vials? Yes ☐ No ☒ NA ☐
12. Sufficient quantity received to perform indicated analyses? Yes ☒ No ☐
13. Was a trip blank present in the cooler(s)? Yes ☒ No ☐ Were VOAs on the COC? Yes ☒ No ☐

Contacted PM _____ Date _____ by _____ via Verbal ☐ Voice Mail ☐ Other ☐

Concerning _____

14. CHAIN OF CUSTODY

The following discrepancies occurred:

15. SAMPLE CONDITION

Sample(s) _____ were received after the recommended holding time had expired.

Sample(s) _____ were received in a broken container.

Sample(s) _____ were received with bubble >6 mm in diameter. (Notify PM)

16. SAMPLE PRESERVATION

Sample(s) _____ were further preserved in Sample Receiving to meet recommended pH level(s). *Nitric Acid Lot#* 031909-HNO_3; *Sulfuric Acid Lot#* 100108-H_2SO_4; *Sodium Hydroxide Lot#* 073007 -*NaOH*; *Hydrochloric Acid Lot#* 092006-*HCl*; *Sodium Hydroxide and Zinc Acetate Lot#* 050205-$(CH_3COO)_2ZN/NaOH$. What time was preservative added to sample(s)? _____

Client ID	pH	Date	Initials
50	<2<2	8/7/09	a
44	<2<2		
63	<2<2		
25	<2<2<2<2		
24	<2<2<2<2		
61	<2<2		

Chain of Custody Record

Temperature on Receipt _____

Drinking Water? Yes ☐ No ☐

TestAmerica
THE LEADER IN ENVIRONMENTAL TESTING

TAL-4124 (1007)

Client: Tetra Tech MS	Project Manager: Tony Apanavage	Date: 8-7-09	Chain of Custody Number: 141130
Address: 20251 Century Blvd Ste 200	Telephone Number (Area Code)/Fax Number: (301) 528-3021	Lab Number:	Page 1 of 1
City: Germantown / State: MD / Zip Code: 20874	Site Contact: Walt Pyne	Lab Contact:	
Project Name and Location (State): Ground Water Sampling 2009	Carrier/Waybill Number:		
Contract/Purchase Order/Quote No.: Middle Creek Condo			

Sample I.D. No. and Description (Containers for each sample may be combined on one line)	Date	Time	Matrix: Air	Aqueous	Sed.	Soil	Containers & Preservatives: Unpres.	H2SO4	HNO3	HCl	NaOH	ZnAc/NaOH	Analysis: VOCs	Total ppm	Diss ppm	1,4 Dioxane
TB-080709	8-7-09	0800		X									X			
MRC-MW 70A-080709		1007		X			X		X	X			X	X	X	X
MRC-MW 70B-080709		1136		X			X		X	X			X	X	X	X
MRC-MW 72B-080709	↓	1440		X					X	X			X	X	X	

Special Instructions/ Conditions of Receipt

Possible Hazard Identification
☐ Non-Hazard ☐ Flammable ☐ Skin Irritant ☐ Poison B ☐ Unknown

Sample Disposal
☐ Return To Client ☐ Disposal By Lab ☐ Archive For _____ Months (A fee may be assessed if samples are retained longer than 1 month)

Turn Around Time Required
☐ 24 Hours ☐ 48 Hours ☐ 7 Days ☐ 14 Days ☐ 21 Days ☐ Other _____

QC Requirements (Specify)

1. Relinquished By: Walt Pyne	Date: 8-7-09	Time: 1600	1. Received By: TEST AMERICA	Date: 8AUG09	Time: 1045
2. Relinquished By	Date	Time	2. Received By	Date	Time
3. Relinquished By	Date	Time	3. Received By	Date	Time

Comments

DISTRIBUTION: WHITE - Returned to Client with Report; CANARY - Stays with the Sample; PINK - Field Copy

North Canton

36

Jat 8-13-09

TestAmerica Cooler Receipt Form/Narrative **Lot Number:** A9H080141
North Canton Facility

Client TETRA TECH Project MIDDLE RIVER By: Matthew A. Jones (Signature)
Cooler Received on 8 AUG 2009 Opened on 8 AUG 2009
FedEx ☒ UPS ☐ DHL ☐ FAS ☐ Stetson ☐ Client Drop Off ☐ TestAmerica Courier ☐ Other ____
TestAmerica Cooler # ____ Multiple Coolers ☐ Foam Box ☐ Client Cooler ☒ Other ____

1. Were custody seals on the outside of the cooler(s)? Yes ☒ No ☐ Intact? Yes ☒ No ☐ NA ☐
   If YES, Quantity 2 Quantity Unsalvageable ____
   Were custody seals on the outside of cooler(s) signed and dated? Yes ☒ No ☐ NA ☐
   Were custody seals on the bottle(s)? Yes ☐ No ☒
   If YES, are there any exceptions? ____
2. Shippers' packing slip attached to the cooler(s)? Yes ☒ No ☐
3. Did custody papers accompany the sample(s)? Yes ☒ No ☐ Relinquished by client? Yes ☒ No ☐
4. Were the custody papers signed in the appropriate place? Yes ☒ No ☐
5. Packing material used: Bubble Wrap ☒ Foam ☐ None ☐ Other PLASTIC BAG
6. Cooler temperature upon receipt 3.2 °C See back of form for multiple coolers/temps ☐
   METHOD: IR ☒ Other ☐ ____
   COOLANT: Wet Ice ☒ Blue Ice ☐ Dry Ice ☐ Water ☐ None ☐
7. Did all bottles arrive in good condition (Unbroken)? Yes ☒ No ☐
8. Could all bottle labels be reconciled with the COC? Yes ☒ No ☐
9. Were sample(s) at the correct pH upon receipt? Yes ☐ No ☒ NA ☐
10. Were correct bottle(s) used for the test(s) indicated? Yes ☒ No ☐
11. Were air bubbles >6 mm in any VOA vials? Yes ☐ No ☒ NA ☐
12. Sufficient quantity received to perform indicated analyses? Yes ☒ No ☐
13. Was a trip blank present in the cooler(s)? Yes ☒ No ☐ Were VOAs on the COC? Yes ☒ No ☐

Contacted PM ____ Date ____ by ____ via Verbal ☐ Voice Mail ☐ Other ☐
Concerning ____

14. CHAIN OF CUSTODY

The following discrepancies occurred:

15. SAMPLE CONDITION

Sample(s) ____ were received after the recommended holding time had expired.
Sample(s) ____ were received in a broken container.
Sample(s) ____ were received with bubble >6 mm in diameter. (Notify PM)

16. SAMPLE PRESERVATION

Sample(s) 1x500 (DISS MET 70A), 1x500 (TOT METS) & 1x500 (DISS METS 70B) were further preserved in Sample Receiving to meet recommended pH level(s). *Nitric Acid Lot# 031909-HNO_3; Sulfuric Acid Lot# 100108-H_2SO_4; Sodium Hydroxide Lot# 073007 -NaOH; Hydrochloric Acid Lot# 092006-HCl; Sodium Hydroxide and Zinc Acetate Lot# 050205-$(CH_3COO)_2ZN$/NaOH.* What time was preservative added to sample(s)? 1247

Client ID	pH	Date	Initials
70A	<2 <2	8 AUG 09	MAF
70B	<2 <2		
72B	<2 <2		

SOP: NC-SC-0005, Sample Receiving
N:\QAQC\NARRATIVE\TestAmerica\Cooler Receipt TestAmerica\COOLER_TestAmerica_Rev 70 040109.doc

SORT	UNITS	NSAMPLE	LAB_ID	QC_TYPE	SAMP_DATE	EXTR_DATE	ANAL_DATE	SMP_EXTR	EXTR_ANL	SMP_ANL
CL	MG/L	MRC-MW24A-080609	A9H070192006	NM	8/6/2009	8/12/2009	8/12/2009	5.521	0.135	5.656
CL	MG/L	MRC-MW25A-080609	A9H070192005	NM	8/6/2009	8/12/2009	8/12/2009	5.597	0.112	5.709
DOC	MG/L	MRC-MW25A-080609	A9H070192005	NM	8/6/2009	8/11/2009	8/11/2009	4.597	0	4.597
DOC	MG/L	MRC-MW24A-080609	A9H070192006	NM	8/6/2009	8/11/2009	8/11/2009	4.521	0	4.521
NH3	MG/L	MRC-MW25A-080609	A9H070192005	NM	8/6/2009	8/12/2009	8/12/2009	5.597	0	5.597
NH3	MG/L	MRC-MW24A-080609	A9H070192006	NM	8/6/2009	8/12/2009	8/12/2009	5.521	0	5.521
NTA	MG/L	MRC-MW24A-080609	A9H070192006	NM	8/6/2009	8/8/2009	8/8/2009	1.521	0.286	1.807
NTA	MG/L	MRC-MW25A-080609	A9H070192005	NM	8/6/2009	8/12/2009	8/12/2009	5.597	0.112	5.709
NTI	MG/L	MRC-MW24A-080609	A9H070192006	NM	8/6/2009	8/8/2009	8/8/2009	1.521	0.286	1.807
NTI	MG/L	MRC-MW25A-080609	A9H070192005	NM	8/6/2009	8/12/2009	8/12/2009	5.597	0.112	5.709
OPO4	MG/L	MRC-MW24A-080609	A9H070192006	NM	8/6/2009	8/8/2009	8/8/2009	1.521	0.286	1.807
OPO4	MG/L	MRC-MW25A-080609	A9H070192005	NM	8/6/2009	8/12/2009	8/12/2009	5.597	0.112	5.709
SO4	MG/L	MRC-MW25A-080609	A9H070192005	NM	8/6/2009	8/12/2009	8/12/2009	5.597	0.112	5.709
SO4	MG/L	MRC-MW24A-080609	A9H070192006	NM	8/6/2009	8/8/2009	8/8/2009	1.521	0.286	1.807
TDS	MG/L	MRC-MW25A-080609	A9H070192005	NM	8/6/2009	8/11/2009	8/12/2009	4.597	1	5.597
TDS	MG/L	MRC-MW24A-080609	A9H070192006	NM	8/6/2009	8/11/2009	8/12/2009	4.521	1	5.521
OS	UG/L	MRC-MW44A-080509	A9H070192003	NM	8/5/2009	8/9/2009	8/17/2009	3.569	8.463	12.03
OS	UG/L	MRC-MW70A-080709	A9H080141002	NM	8/7/2009	8/9/2009	8/17/2009	1.620	8.488	10.11

SORT	UNITS	NSAMPLE	LAB_ID	QC_TYPE	SAMP_DATE	EXTR_DATE	ANAL_DATE	SMP_EXTR	EXTR_ANL	SMP_ANL
OS	UG/L	MRC-MW70B-080709	A9H080141003	NM	8/7/2009	8/9/2009	8/17/2009	1.558	8.5	10.06
OV	UG/L	TB-080309	A9H050300001	TB	8/3/2009	8/10/2009	8/10/2009	6.66	0.682	7.342
OV	UG/L	MRC-MW30A-080409	A9H050300007	NM	8/4/2009	8/11/2009	8/11/2009	6.375	0.675	7.050
OV	UG/L	TB-080709	A9H080141001	TB	8/7/2009	8/12/2009	8/12/2009	4.667	0.938	5.604
OV	UG/L	TB-080509	A9H070192001	TB	8/5/2009	8/12/2009	8/12/2009	6.667	0.822	7.489
OV	UG/L	MRC-MW70B-080709	A9H080141003	NM	8/7/2009	8/12/2009	8/12/2009	4.517	0.966	5.483
OV	UG/L	MRC-MW70A-080709	A9H080141002	NM	8/7/2009	8/12/2009	8/12/2009	4.578	0.952	5.531
OV	UG/L	MRC-MW63A-080509	A9H070192004	NM	8/5/2009	8/12/2009	8/12/2009	6.404	0.866	7.270
OV	UG/L	MRC-MW60A-080309	A9H050300002	NM	8/3/2009	8/10/2009	8/10/2009	6.557	0.452	7.009
OV	UG/L	MRC-MW44A-080509	A9H070192003	NM	8/5/2009	8/12/2009	8/12/2009	6.527	0.851	7.378
OV	UG/L	MRC-MW29A-080409	A9H050300006	NM	8/4/2009	8/10/2009	8/10/2009	5.540	0.715	6.256
OV	UG/L	MRC-MW72B-080709	A9H080141004	NM	8/7/2009	8/14/2009	8/14/2009	6.383	0.510	6.894
OV	UG/L	MRC-MW24A-080609	A9H070192006	NM	8/6/2009	8/12/2009	8/12/2009	5.521	0.894	6.415
OV	UG/L	MRC-MW50A-080509	A9H070192002	NM	8/5/2009	8/12/2009	8/12/2009	6.591	0.837	7.428
OV	UG/L	MRC-MW25A-080609	A9H070192005	NM	8/6/2009	8/12/2009	8/12/2009	5.597	0.881	6.478
OV	UG/L	MRC-MW26A-080409	A9H050300005	NM	8/4/2009	8/10/2009	8/10/2009	5.604	0.699	6.303
ETHA	UG/L	MRC-MW25A-080609	A9H070192005	NM	8/6/2009	8/12/2009	8/12/2009	5.597	0.706	6.303
ETHA	UG/L	MRC-MW24A-080609	A9H070192006	NM	8/6/2009	8/12/2009	8/12/2009	5.521	0.716	6.237

SORT	UNITS	NSAMPLE	LAB_ID	QC_TYPE	SAMP_DATE	EXTR_DATE	ANAL_DATE	SMP_EXTR	EXTR_ANL	SMP_ANL
ETHE	UG/L	MRC-MW25A-080609	A9H070192005	NM	8/6/2009	8/12/2009	8/12/2009	5.597	0.706	6.303
ETHE	UG/L	MRC-MW24A-080609	A9H070192006	NM	8/6/2009	8/12/2009	8/12/2009	5.521	0.716	6.237
METH	UG/L	MRC-MW25A-080609	A9H070192005	NM	8/6/2009	8/12/2009	8/12/2009	5.597	0.706	6.303
METH	UG/L	MRC-MW24A-080609	A9H070192006	NM	8/6/2009	8/12/2009	8/12/2009	5.521	0.716	6.237

ANALYTICAL METHODS SUMMARY

9H05300

PARAMETER	ANALYTICAL METHOD
Alkalinity	MCAWW 310.1
Ammonia Nitrogen	MCAWW 350.3
Chloride	MCAWW 300.0A
Dissolved Gases in Water	RSK SOP-175
Dissolved Organic Carbon	SW846 9060
Filterable Residue (TDS)	MCAWW 160.1
ICP-MS (6020)	SW846 6020
Mercury in Liquid Waste (Manual Cold-Vapor)	SW846 7470A
Nitrate as N	MCAWW 300.0A
Nitrite as N	MCAWW 300.0A
Phosphate as P, Ortho	MCAWW 300.0A
Semivolatile Organic Compounds by GC/MS	SW846 8270C
Sulfate	MCAWW 300.0A
Volatile Organics by GC/MS	SW846 8260B

References:

MCAWW "Methods for Chemical Analysis of Water and Wastes", EPA-600/4-79-020, March 1983 and subsequent revisions.

RSK Sample Prep and Calculations for Dissolved Gas Analysis in Water Samples Using a GC Headspace Equilibration Technique, RSKSOP-175, REV. 0, 8/11/94, USEPA Research Lab

SW846 "Test Methods for Evaluating Solid Waste, Physical/Chemical Methods", Third Edition, November 1986 and its updates.

SAMPLE SUMMARY

9H05300 : A9H050300

WO #	SAMPLE#	CLIENT SAMPLE ID	SAMPLED DATE	SAMP TIME
LHKK3	001	TB-080309	08/03/09	08:10
LHKK6	002	MRC-MW60A-080309	08/03/09	10:38
LHKLJ	003	MRC-MW61A-080309	08/03/09	12:02
LHKLL	004	MRC-MW59A-080309	08/03/09	14:32
LHKLP	005	MRC-MW26A-080409	08/04/09	09:30
LHKLR	006	MRC-MW29A-080409	08/04/09	11:02
LHKLV	007	MRC-MW30A-080409	08/04/09	15:00

NOTE(S):

- The analytical results of the samples listed above are presented on the following pages.
- All calculations are performed before rounding to avoid round-off errors in calculated results.
- Results noted as "ND" were not detected at or above the stated limit.
- This report must not be reproduced, except in full, without the written approval of the laboratory.
- Results for the following parameters are never reported on a dry weight basis: color, corrosivity, density, flashpoint, ignitability, layers, odor, paint filter test, pH, porosity pressure, reactivity, redox potential, specific gravity, spot tests, solids, solubility, temperature, viscosity, and weight.

(Continued on next page)

SAMPLE SUMMARY

9H05300 : A9H070192

WO #	SAMPLE#	CLIENT SAMPLE ID	SAMPLED DATE	SAMP TIME
LHRQF	001	TB-080509	08/05/09	08:00
LHRQM	002	MRC-MW50A-080509	08/05/09	09:49
LHRQ0	003	MRC-MW44A-080509	08/05/09	11:21
LHRQ9	004	MRC-MW63A-080509	08/05/09	14:18
LHRRD	005	MRC-MW25A-080609	08/06/09	09:40
LHRTP	006	MRC-MW24A-080609	08/06/09	11:30
LHRTQ	007	MRC-MW67A-080609	08/06/09	14:50

NOTE(S):

- The analytical results of the samples listed above are presented on the following pages.
- All calculations are performed before rounding to avoid round-off errors in calculated results.
- Results noted as "ND" were not detected at or above the stated limit.
- This report must not be reproduced, except in full, without the written approval of the laboratory.
- Results for the following parameters are never reported on a dry weight basis: color, corrosivity, density, flashpoint, ignitability, layers, odor, paint filter test, pH, porosity pressure, reactivity, redox potential, specific gravity, spot tests, solids, solubility, temperature, viscosity, and weight.

(Continued on next page)

SAMPLE SUMMARY

9H05300 : A9H080141

WO #	SAMPLE#	CLIENT SAMPLE ID	SAMPLED DATE	SAMP TIME
LHT6H	001	TB-080709	08/07/09	08:00
LHT6L	002	MRC-MW70A-080709	08/07/09	10:07
LHT6P	003	MRC-MW70B-080709	08/07/09	11:36
LHT6R	004	MRC-MW72B-080709	08/07/09	14:48

NOTE(S):

- The analytical results of the samples listed above are presented on the following pages.
- All calculations are performed before rounding to avoid round-off errors in calculated results.
- Results noted as "ND" were not detected at or above the stated limit.
- This report must not be reproduced, except in full, without the written approval of the laboratory.
- Results for the following parameters are never reported on a dry weight basis: color, corrosivity, density, flashpoint, ignitability, layers, odor, paint filter test, pH, porosity pressure, reactivity, redox potential, specific gravity, spot tests, solids, solubility, temperature, viscosity, and weight.

5A

VOLATILE ORGANIC GC/MS TUNING AND MASS CALIBRATION - BROMOFLUOROBENZENE (BFB)

Lab Name: NORTH CANTON Contract:

Lab Code: TACAN Case No.: SAS No.: SDG No.: 9H05300

Lab File ID: BFB089 BFB Injection Date: 06/22/09

Instrument ID: A3UX11 BFB Injection Time: 0950

Matrix: (soil/water) WATER Level: (low/med) LOW Column: (pack/cap) CAP

m/e	ION ABUNDANCE CRITERIA	% RELATIVE ABUNDANCE
50	15.0 - 40.0% of mass 95	19.3
75	30.0 - 60.0% of mass 95	50.5
95	Base Peak, 100% relative abundance	100.0
96	5.0 - 9.0% of mass 95	6.0
173	Less than 2.0% of mass 174	0.3 (0.4)1
174	50.0 - 100.0% of mass 95	78.1
175	5.0 - 9.0% of mass 174	6.0 (7.7)1
176	Greater than 95.0%, but less than 101.0% of mass 174	75.8 (97.0)1
177	5.0 - 9.0% of mass 176	5.6 (7.4)2

1-Value is % of mass 174 2-Value is % of mass 176

THIS TUNE APPLIES TO THE FOLLOWING SAMPLES, MS, MSD, BLANKS, AND STANDARDS:

	EPA SAMPLE NO.	LAB SAMPLE ID	LAB FILE ID	DATE ANALYZED	TIME ANALYZED
01	VSTD040	200NG-IC	UXJ2404	06/22/09	1123
02	VSTD020	100NG-IC	UXJ2405	06/22/09	1146
03	VSTD010	50NG-IC	UXJ2406	06/22/09	1210
04	VSTD005	25NG-IC	UXJ2407	06/22/09	1234
05	VSTD002	10NG-IC	UXJ2408	06/22/09	1258
06	VSTD001	5NG-IC	UXJ2409	06/22/09	1321
07					
08					
09					
10					
11					
12					
13					
14					
15					
16					
17					
18					
19					
20					
21					
22					

Report Date : 23-Jun-2009 09:35

TestAmerica North Canton

INITIAL CALIBRATION DATA

Start Cal Date : 09-JUN-2009 12:04
End Cal Date : 22-JUN-2009 13:21
Quant Method : ISTD
Origin : Disabled
Target Version : 4.14
Integrator : HP RTE
Method file : \\cansvr11\dd\chem\MSV\a3ux11.i\J90622A-IC.b\8260LLUX11.m
Last Edit : 23-Jun-2009 09:32 a3ux11.i
Curve Type : Average

Calibration File Names:
Level 1: \\cansvr11\dd\chem\MSV\a3ux11.i\J90616A-IC.b\UXJ2216.D
Level 2: \\cansvr11\dd\chem\MSV\a3ux11.i\J90616A-IC.b\UXJ2215.D
Level 3: \\cansvr11\dd\chem\MSV\a3ux11.i\J90616A-IC.b\UXJ2214.D
Level 4: \\cansvr11\dd\chem\MSV\a3ux11.i\J90616A-IC.b\UXJ2213.D
Level 5: \\cansvr11\dd\chem\MSV\a3ux11.i\J90616A-IC.b\UXJ2212.D
Level 6: \\cansvr11\dd\chem\MSV\a3ux11.i\J90616A-IC.b\UXJ2211.D

	Compound	5.000 Level 1	10.000 Level 2	25.000 Level 3	50.000 Level 4	100.000 Level 5	200.000 Level 6	___ RRF	% RSD
8	Dichlorodifluoromethane	0.39903	0.37234	0.40163	0.37217	0.36603	0.40753	0.38646	4.705
9	Chloromethane	0.73430	0.70297	0.65286	0.63886	0.61072	0.61624	0.65933	7.493
10	Vinyl Chloride	0.54230	0.50803	0.49195	0.48286	0.48066	0.50145	0.50121	4.532
11	Bromomethane	0.24544	0.20432	0.20579	0.19356	0.20548	0.21577	0.21173	8.480
12	Chloroethane	0.32156	0.27280	0.28885	0.27143	0.27963	0.28671	0.28683	6.421
13	Trichlorofluoromethane	0.54667	0.56710	0.55669	0.54925	0.55731	0.61417	0.56520	4.430
14	Dichlorofluoromethane	0.53634	0.51776	0.46800	0.47538	0.48661	0.50485	0.49816	5.271
15	Acrolein	0.09536	0.09510	0.08887	0.08863	0.09052	0.09545	0.09232	3.610
16	Acetone	0.31716	0.23860	0.20527	0.18331	0.17763	0.17566	0.21627	25.349
17	1,1-Dichloroethene	0.42232	0.37915	0.39427	0.38738	0.38977	0.40536	0.39637	3.875
18	Freon-113	0.26066	0.24797	0.26110	0.24481	0.26080	0.27155	0.25782	3.810
19	Iodomethane	0.53998	0.49455	0.49298	0.48727	0.48087	0.49479	0.49841	4.225
20	Carbon Disulfide	0.90762	0.88438	0.94918	0.95229	1.03301	1.08720	0.96895	7.950
21	Methylene Chloride	0.61356	0.52155	0.46300	0.43521	0.42120	0.42642	0.48016	15.638
22	Acetonitrile	0.08772	0.08272	0.07338	0.07605	0.07621	0.07734	0.07890	6.722
23	Acrylonitrile	0.22413	0.21050	0.21124	0.21626	0.21581	0.22427	0.21704	2.774
24	Methyl tert-butyl ether	1.36481	1.24342	1.31141	1.30014	1.31221	1.40041	1.32207	4.121
25	trans-1,2-Dichloroethene	0.52434	0.50364	0.51212	0.49394	0.50686	0.52751	0.51140	2.494
26	Hexane	0.08830	0.08030	0.08367	0.08394	0.08188	0.08850	0.08443	3.961
27	Vinyl acetate	0.65493	0.67839	0.71056	0.75608	0.80306	0.87729	0.74672	11.158
28	1,1-Dichloroethane	0.86330	0.79239	0.81868	0.79860	0.81176	0.84484	0.82159	3.341
29	tert-Butyl Alcohol	0.03851	0.03677	0.03742	0.03946	0.03912	0.03951	0.03847	2.966
30	2-Butanone	0.23854	0.23131	0.21996	0.22220	0.22790	0.23079	0.22845	2.949
M 31	1,2-Dichloroethene (total)	0.49432	0.45953	0.48231	0.46033	0.47854	0.48715	0.47703	2.989
32	cis-1,2-dichloroethene	0.46430	0.41541	0.45250	0.42673	0.45022	0.44679	0.44266	4.086
33	2,2-Dichloropropane	0.26795	0.28338	0.28131	0.29507	0.30559	0.31708	0.29173	6.112
34	Bromochloromethane	0.19456	0.20842	0.21047	0.19738	0.20003	0.20105	0.20198	3.088
35	Chloroform	0.74059	0.67199	0.68402	0.68016	0.69851	0.69600	0.69521	3.501

Report Date : 23-Jun-2009 09:35

TestAmerica North Canton

INITIAL CALIBRATION DATA

Start Cal Date : 09-JUN-2009 12:04
End Cal Date : 22-JUN-2009 13:21
Quant Method : ISTD
Origin : Disabled
Target Version : 4.14
Integrator : HP RTE
Method file : \\cansvr11\dd\chem\MSV\a3ux11.i\J90622A-IC.b\8260LLUX11.m
Last Edit : 23-Jun-2009 09:32 a3ux11.i
Curve Type : Average

	Compound	5.000 Level 1	10.000 Level 2	25.000 Level 3	50.000 Level 4	100.000 Level 5	200.000 Level 6	RRF	% RSD	
	36 Tetrahydrofuran	0.16411	0.15128	0.15532	0.13759	0.14548	0.14359	0.14956	6.296	
	37 1,1,1-Trichloroethane	0.43436	0.40189	0.46560	0.45776	0.47582	0.47898	0.45240	6.508	
	38 1,1-Dichloropropene	0.50500	0.52710	0.56774	0.54698	0.56106	0.57695	0.54747	4.958	
	39 Carbon Tetrachloride	0.34010	0.33953	0.35448	0.35664	0.39524	0.41046	0.36608	8.124	
	40 1,2-Dichloroethane	0.52082	0.50348	0.52609	0.51765	0.52573	0.53667	0.52174	2.115	
	41 Benzene	1.84318	1.81925	1.83855	1.74007	1.81295	1.88704	1.82351	2.657	
	42 Trichloroethene	0.38404	0.37949	0.38738	0.37418	0.38505	0.38387	0.38234	1.242	
	43 1,2-Dichloropropane	0.43992	0.41203	0.42892	0.41292	0.42771	0.42966	0.42519	2.535	
	44 1,4-Dioxane	0.00323	0.00295	0.00305	0.00314	0.00357	0.00331	0.00321	6.821	<-
	45 Dibromomethane	0.21269	0.20812	0.21912	0.21240	0.22138	0.21464	0.21472	2.251	
	46 Bromodichloromethane	0.33442	0.34170	0.38343	0.39897	0.43777	0.45317	0.39158	12.407	
	47 2-Chloroethyl vinyl ether	0.13150	0.13949	0.14775	0.15301	0.16282	0.17050	0.15085	9.594	
	48 cis-1,3-Dichloropropene	0.31670	0.34956	0.43992	0.47671	0.54994	0.59042	0.45387	23.788	
	49 4-Methyl-2-pentanone	0.31432	0.33709	0.35747	0.36165	0.38817	0.39479	0.35891	8.467	
	50 Toluene	2.69282	2.59949	2.63202	2.55520	2.67770	2.88805	2.67421	4.348	
	51 trans-1,3-Dichloropropene	0.30689	0.40217	0.51185	0.60341	0.71146	0.79823	0.55567	33.452	
	52 Ethyl Methacrylate	0.64450	0.63037	0.75385	0.75919	0.84732	0.87413	0.75156	13.360	
	53 1,1,2-Trichloroethane	0.50783	0.52479	0.52293	0.48109	0.49615	0.51085	0.50727	3.268	
	54 1,3-Dichloropropane	1.03316	0.92814	0.95211	0.92041	0.96778	0.99018	0.96530	4.346	
	55 Tetrachloroethene	0.40752	0.41485	0.43271	0.39592	0.40345	0.41731	0.41196	3.103	
	56 2-Hexanone	0.33102	0.34284	0.35347	0.36911	0.39295	0.41164	0.36684	8.386	
	57 Dibromochloromethane	0.21837	0.23713	0.31055	0.35594	0.42679	0.48260	0.33856	30.795	
	58 1,2-Dibromoethane	0.43654	0.42987	0.46030	0.45142	0.47094	0.48070	0.45496	4.316	
	59 Chlorobenzene	1.57310	1.37610	1.47359	1.38637	1.46596	1.51213	1.46454	5.116	
	60 1,1,1,2-Tetrachloroethane	0.38152	0.39481	0.41114	0.42646	0.46295	0.48073	0.42627	9.105	
	61 Ethylbenzene	0.77835	0.78486	0.76644	0.76383	0.79269	0.81070	0.78281	2.233	
	62 m + p-Xylene	0.88595	0.91177	0.93821	0.91782	0.97780	1.04897	0.94675	6.203	
M	63 Xylenes (total)	0.87093	0.89221	0.92590	0.90183	0.95948	1.01276	0.92719	5.583	
	64 Xylene-o	0.84091	0.85311	0.90128	0.86987	0.92283	0.94034	0.88806	4.474	
	65 Styrene	1.35334	1.35696	1.50329	1.49927	1.59936	1.70009	1.50205	9.024	
	66 Bromoform	0.06986	0.06841	0.11736	0.14260	0.19481	0.24213	0.13920	49.767	<-
	67 Isopropylbenzene	1.87367	1.78916	1.98438	1.93253	2.07491	2.15671	1.96856	6.794	
	68 1,1,2,2-Tetrachloroethane	1.50029	1.42452	1.48820	1.44505	1.43529	1.49661	1.46499	2.305	
	69 1,4-Dichloro-2-butene	0.01438	0.03374	0.08989	0.11179	0.17266	0.29647	0.11982	86.318	<-
	70 1,2,3-Trichloropropane	0.38129	0.42054	0.42562	0.43065	0.43383	0.42070	0.41877	4.564	
	71 Bromobenzene	1.18253	1.22523	1.39233	1.29609	1.31683	1.38902	1.30034	6.538	

Report Date : 23-Jun-2009 09:35

TestAmerica North Canton

INITIAL CALIBRATION DATA

Start Cal Date : 09-JUN-2009 12:04
End Cal Date : 22-JUN-2009 13:21
Quant Method : ISTD
Origin : Disabled
Target Version : 4.14
Integrator : HP RTE
Method file : \\cansvr11\dd\chem\MSV\a3ux11.i\J90622A-IC.b\8260LLUX11.m
Last Edit : 23-Jun-2009 09:32 a3ux11.i
Curve Type : Average

	Compound	5.000 Level 1	10.000 Level 2	25.000 Level 3	50.000 Level 4	100.000 Level 5	200.000 Level 6	RRF	% RSD	
72	n-Propylbenzene	1.20801	1.18179	1.37266	1.27259	1.30798	1.39472	1.28962	6.657	
73	2-Chlorotoluene	1.21494	1.12352	1.25624	1.18128	1.19579	1.25318	1.20416	4.124	
74	1,3,5-Trimethylbenzene	3.48286	3.23288	3.74031	3.59625	3.66130	3.91377	3.60456	6.450	
75	4-Chlorotoluene	1.18939	1.18580	1.20729	1.22853	1.20894	1.27240	1.21539	2.623	
76	tert-Butylbenzene	2.57031	2.62357	2.89197	2.85827	2.90633	3.01372	2.81069	6.204	
77	1,2,4-Trimethylbenzene	3.19169	3.22537	3.67797	3.54331	3.65024	3.79973	3.51472	7.143	
78	sec-Butylbenzene	3.36376	3.26870	3.82701	3.62936	3.79670	3.87259	3.62635	7.050	
79	4-Isopropyltoluene	2.66416	2.67530	2.93905	2.84844	2.96290	2.98726	2.84619	5.079	
80	1,3-Dichlorobenzene	1.87449	1.85185	1.96319	1.84761	1.85532	1.88922	1.88028	2.316	
81	1,4-Dichlorobenzene	2.17769	1.93817	2.03793	1.88520	1.91793	1.89297	1.97498	5.749	
82	n-Butylbenzene	2.13236	1.97979	2.25337	2.15270	2.22324	2.23269	2.16236	4.683	
83	1,2-Dichlorobenzene	1.76930	1.59829	1.71560	1.62084	1.60136	1.58208	1.64791	4.623	
84	1,2-Dibromo-3-chloropropane	0.07142	0.08096	0.09125	0.08763	0.11515	0.12386	0.09505	21.358	
85	1,2,4-Trichlorobenzene	0.66791	0.64403	0.64242	0.58621	0.64156	0.64684	0.63816	4.276	
86	Hexachlorobutadiene	0.29738	0.32999	0.29473	0.28455	0.28039	0.27511	0.29369	6.704	
87	Naphthalene	1.98511	1.68749	1.82446	1.79834	1.98290	2.02672	1.88417	7.115	
88	1,2,3-Trichlorobenzene	0.64424	0.58422	0.63986	0.57255	0.61035	0.61750	0.61145	4.726	
89	Ethyl Ether	0.53811	0.51534	0.48850	0.45326	0.49761	0.49746	0.49838	5.676	
90	Ethanol	+++++	+++++	+++++	+++++	+++++	+++++	+++++	+++++	<-
91	3-Chloropropene	0.20283	0.19154	0.22167	0.22205	0.23921	0.16686	0.20736	12.475	
92	Isopropyl Ether	0.36975	0.37491	0.36939	0.36149	0.42590	0.44465	0.39102	8.965	
93	2-Chloro-1,3-butadiene	0.50442	0.55042	0.55060	0.51764	0.58267	0.60271	0.55141	6.766	
94	Propionitrile	0.05792	0.05778	0.05875	0.05692	0.05992	0.06001	0.05855	2.119	
95	Ethyl Acetate	0.44349	0.41626	0.40599	0.39570	0.44052	0.45511	0.42618	5.530	
96	Methacrylonitrile	0.30388	0.29132	0.27434	0.26958	0.29311	0.29049	0.28712	4.452	
97	Isobutanol	0.01386	0.01455	0.01493	0.01727	0.02009	0.01953	0.01670	15.979	
98	Cyclohexane	0.68078	0.67019	0.70785	0.67756	0.71596	0.73461	0.69782	3.652	
99	n-Butanol	0.00880	0.00798	0.00939	0.01072	0.01415	0.01407	0.01085	24.687	<-
100	Methyl Methacrylate	0.31351	0.32140	0.33222	0.32356	0.35193	0.37245	0.33584	6.618	
101	2-Nitropropane	0.03868	0.04329	0.04911	0.05498	0.06203	0.07289	0.05350	23.557	
102	Chloropicrin	+++++	+++++	+++++	+++++	+++++	+++++	+++++	+++++	<-
103	Cyclohexanone	+++++	+++++	+++++	+++++	+++++	+++++	+++++	+++++	
104	Pentachloroethane	+++++	+++++	+++++	+++++	+++++	+++++	+++++	+++++	<-
105	Benzyl Chloride	+++++	+++++	+++++	+++++	+++++	+++++	+++++	+++++	<-
134	Thiophene	+++++	+++++	+++++	+++++	+++++	+++++	+++++	+++++	<-
135	Crotononitrile(1st Isomer)	+++++	+++++	+++++	+++++	+++++	+++++	+++++	+++++	<-

Report Date : 23-Jun-2009 09:35

TestAmerica North Canton

INITIAL CALIBRATION DATA

Start Cal Date : 09-JUN-2009 12:04
End Cal Date : 22-JUN-2009 13:21
Quant Method : ISTD
Origin : Disabled
Target Version : 4.14
Integrator : HP RTE
Method file : \\cansvr11\dd\chem\MSV\a3ux11.i\J90622A-IC.b\8260LLUX11.m
Last Edit : 23-Jun-2009 09:32 a3ux11.i
Curve Type : Average

	Compound	5.000 Level 1	10.000 Level 2	25.000 Level 3	50.000 Level 4	100.000 Level 5	200.000 Level 6	___ RRF	% RSD	
	136 Crotononitrile(2nd Isomer)	+++++	+++++	+++++	+++++	+++++	+++++	+++++	+++++	<-
M	137 Total Crotononitrile	+++++	+++++	+++++	+++++	+++++	+++++	+++++	+++++	<-
	138 Paraldehyde	+++++	+++++	+++++	+++++	+++++	+++++	+++++	+++++	<-
	139 3,3,5-Trimethylcyclohexanone	+++++	+++++	+++++	+++++	+++++	+++++	+++++	+++++	<-
	140 1-Chlorohexane	+++++	+++++	+++++	+++++	+++++	+++++	+++++	+++++	<-
	141 1,3,5-Trichlorobenzene	0.67315	0.67086	0.69824	0.65993	0.66538	0.70151	0.67818	2.573	
	143 Methyl Acetate	0.61965	0.57529	0.53933	0.53664	0.53337	0.55836	0.56044	5.905	
	144 Methylcyclohexane	0.50572	0.47106	0.52059	0.50960	0.54303	0.54135	0.51522	5.177	
	145 Dimethoxymethane	+++++	+++++	+++++	+++++	+++++	+++++	+++++	+++++	<-
	146 2-Methylnaphthalene	1.11726	1.06661	0.93978	0.97052	1.11855	1.06987	1.04710	7.186	
	147 Tetrahydrothiophene	+++++	+++++	+++++	+++++	+++++	+++++	+++++	+++++	<-
	148 1,4-Dichlorobutane	+++++	+++++	+++++	+++++	+++++	+++++	+++++	+++++	<-
	149 Ethyl Acrylate	+++++	+++++	+++++	+++++	+++++	+++++	+++++	+++++	<-
	150 Vinyl Acetate-86	0.06130	0.06607	0.06159	0.06859	0.07245	0.07626	0.06771	8.803	
	151 1,3-Butadiene	+++++	+++++	+++++	+++++	+++++	+++++	+++++	+++++	<-
	152 n-Heptane	+++++	+++++	+++++	+++++	+++++	+++++	+++++	+++++	<-
	155 t-Butyl ethyl ether	0.94557	0.87234	0.89205	0.84351	1.00564	1.06476	0.93731	9.059	
	156 t-Amyl methyl ether	0.75671	0.73006	0.72914	0.70769	0.82038	0.86485	0.76814	7.991	
	157 1,2,3-Trimethylbenzene	3.07664	3.06877	3.06366	3.06631	3.53762	3.70781	3.25347	8.946	
$	4 Dibromofluoromethane	0.32669	0.35052	0.33522	0.34118	0.33679	0.35185	0.34038	2.824	
$	5 1,2-Dichloroethane-d4	0.46569	0.41639	0.42899	0.45446	0.44227	0.42532	0.43886	4.275	
$	6 Toluene-d8	2.18920	2.13622	2.04046	2.14540	2.14582	2.28121	2.15638	3.636	
$	7 Bromofluorobenzene	0.61046	0.55167	0.55274	0.56036	0.56902	0.55881	0.56718	3.896	

5A

VOLATILE ORGANIC GC/MS TUNING AND MASS CALIBRATION - BROMOFLUOROBENZENE (BFB)

Lab Name: NORTH CANTON Contract:

Lab Code: TACAN Case No.: SAS No.: SDG No.: 9H05300

Lab File ID: BFB137 BFB Injection Date: 08/10/09

Instrument ID: A3UX11 BFB Injection Time: 0825

Matrix: (soil/water) WATER Level: (low/med) LOW Column: (pack/cap) CAP

m/e	ION ABUNDANCE CRITERIA	% RELATIVE ABUNDANCE
50	15.0 - 40.0% of mass 95	20.1
75	30.0 - 60.0% of mass 95	49.4
95	Base Peak, 100% relative abundance	100.0
96	5.0 - 9.0% of mass 95	7.0
173	Less than 2.0% of mass 174	0.4 (0.5)1
174	50.0 - 100.0% of mass 95	85.3
175	5.0 - 9.0% of mass 174	6.2 (7.2)1
176	Greater than 95.0%, but less than 101.0% of mass 174	84.4 (99.0)1
177	5.0 - 9.0% of mass 176	5.5 (6.5)2

1-Value is % of mass 174 2-Value is % of mass 176

THIS TUNE APPLIES TO THE FOLLOWING SAMPLES, MS, MSD, BLANKS, AND STANDARDS:

	EPA SAMPLE NO.	LAB SAMPLE ID	LAB FILE ID	DATE ANALYZED	TIME ANALYZED
01	VSTD010	50NG-CC	UXJ3745	08/10/09	0850
02	LHXNKCHK	LHXNK1AC	UXJ3747	08/10/09	0938
03	LHXNKCKDUP	LHXNK1AD	UXJ3748	08/10/09	1001
04	LHXNKBLK	LHXNK1AA	UXJ3749	08/10/09	1025
05	MRC-MW60A-08	LHKK61AA	UXJ3750	08/10/09	1051
06	TB-080309	LHKK31AA	UXJ3764	08/10/09	1622
07	MRC-MW26A-08	LHKLP1AM	UXJ3765	08/10/09	1646
08	MRC-MW29A-08	LHKLR1A0	UXJ3766	08/10/09	1710
09					
10					
11					
12					
13					
14					
15					
16					
17					
18					
19					
20					
21					
22					

Data File: \\cansvr11\dd\chem\MSV\a3ux11.i\J90810A.b\UXJ3745.D
Report Date: 10-Aug-2009 09:45

TestAmerica North Canton

CONTINUING CALIBRATION COMPOUNDS

Instrument ID: a3ux11.i Injection Date: 10-AUG-2009 08:50
Lab File ID: UXJ3745.D Init. Cal. Date(s): 09-JUN-2009 22-JUN-2009
Analysis Type: WATER Init. Cal. Times: 12:04 13:21
Lab Sample ID: 50NG-CC Quant Type: ISTD
Method: \\cansvr11\dd\chem\MSV\a3ux11.i\J90810A.b\8260LLUX11.m

COMPOUND	RRF / AMOUNT	RF50	CCAL RRF50	MIN RRF	%D / %DRIFT	MAX %D / %DRIFT	CURVE TYPE
$ 4 Dibromofluoromethane	0.34038	0.39793	0.39793	0.010	-16.90807	50.00000	Averaged
$ 5 1,2-Dichloroethane-d4	0.43886	0.48599	0.48599	0.010	-10.73997	50.00000	Averaged
$ 6 Toluene-d8	2.15638	2.21959	2.21959	0.010	-2.93111	50.00000	Averaged
$ 7 Bromofluorobenzene	0.56718	0.56036	0.56036	0.010	1.20209	50.00000	Averaged
8 Dichlorodifluoromethane	0.38646	0.38173	0.38173	0.010	1.22189	50.00000	Averaged
9 Chloromethane	0.65933	0.53821	0.53821	0.100	18.37005	50.00000	Averaged
10 Vinyl Chloride	0.50121	0.56805	0.56805	0.010	-13.33610	20.00000	Averaged
11 Bromomethane	0.21173	0.24605	0.24605	0.010	-16.21325	50.00000	Averaged
12 Chloroethane	0.28683	0.38183	0.38183	0.010	-33.12244	50.00000	Averaged
13 Trichlorofluoromethane	0.56520	0.64920	0.64920	0.010	-14.86258	50.00000	Averaged
15 Acrolein	0.09232	0.06435	0.06435	0.010	30.29855	50.00000	Averaged
16 Acetone	100	85.28063	0.16056	0.010	14.71937	0.000e+000	Wt Linear
17 1,1-Dichloroethene	0.39637	0.41298	0.41298	0.010	-4.18853	20.00000	Averaged
18 Freon-113	0.25782	0.29346	0.29346	0.010	-13.82769	50.00000	Averaged
19 Iodomethane	0.49841	0.61833	0.61833	0.010	-24.06134	50.00000	Averaged
20 Carbon Disulfide	0.96895	1.09239	1.09239	0.010	-12.73974	50.00000	Averaged
21 Methylene Chloride	50.00000	54.07944	0.47213	0.010	-8.15887	0.000e+000	Wt Linear
22 Acetonitrile	0.07890	0.05973	0.05973	0.010	24.29441	50.00000	Averaged
23 Acrylonitrile	0.21704	0.17134	0.17134	0.010	21.05654	50.00000	Averaged
24 Methyl tert-butyl ether	1.32207	1.07228	1.07228	0.010	18.89398	50.00000	Averaged
25 trans-1,2-Dichloroethene	0.51140	0.45081	0.45081	0.010	11.84912	50.00000	Averaged
26 Hexane	0.08443	0.08080	0.08080	0.010	4.30517	20.00000	Averaged
27 Vinyl acetate	0.74672	0.54208	0.54208	0.010	27.40437	50.00000	Averaged
28 1,1-Dichloroethane	0.82159	0.71817	0.71817	0.100	12.58859	50.00000	Averaged
29 tert-Butyl Alcohol	0.03847	0.03303	0.03303	0.010	14.14121	50.00000	Averaged
30 2-Butanone	0.22845	0.18409	0.18409	0.010	19.41921	50.00000	Averaged
M 31 1,2-Dichloroethene (total)	0.47703	0.42242	0.42242	0.010	11.44856	50.00000	Averaged
32 cis-1,2-dichloroethene	0.44266	0.39403	0.39403	0.010	10.98579	50.00000	Averaged
33 2,2-Dichloropropane	0.29173	0.32335	0.32335	0.010	-10.83713	50.00000	Averaged
34 Bromochloromethane	0.20198	0.18612	0.18612	0.010	7.85255	50.00000	Averaged
35 Chloroform	0.69521	0.62411	0.62411	0.010	10.22683	20.00000	Averaged
36 Tetrahydrofuran	0.14956	0.10653	0.10653	0.010	28.76838	50.00000	Averaged
37 1,1,1-Trichloroethane	0.45240	0.44749	0.44749	0.010	1.08643	50.00000	Averaged
38 1,1-Dichloropropene	0.54747	0.48906	0.48906	0.010	10.66861	50.00000	Averaged
39 Carbon Tetrachloride	0.36608	0.37413	0.37413	0.010	-2.20003	50.00000	Averaged
40 1,2-Dichloroethane	0.52174	0.45708	0.45708	0.010	12.39224	50.00000	Averaged
41 Benzene	1.82351	1.53826	1.53826	0.010	15.64283	50.00000	Averaged
42 Trichloroethene	0.38234	0.34333	0.34333	0.010	10.20287	50.00000	Averaged
43 1,2-Dichloropropane	0.42519	0.35111	0.35111	0.010	17.42343	20.00000	Averaged
44 1,4-Dioxane	0.00321	0.00259	0.00259	0.010	19.27456	50.00000	Averaged <-
45 Dibromomethane	0.21472	0.19663	0.19663	0.010	8.42448	50.00000	Averaged
46 Bromodichloromethane	0.39158	0.36834	0.36834	0.010	5.93453	50.00000	Averaged
47 2-Chloroethyl vinyl ether	0.15085	0.14083	0.14083	0.010	6.63796	50.00000	Averaged

Data File: \\cansvr11\dd\chem\MSV\a3ux11.i\J90810A.b\UXJ3745.D
Report Date: 10-Aug-2009 09:45

TestAmerica North Canton

CONTINUING CALIBRATION COMPOUNDS

Instrument ID: a3ux11.i Injection Date: 10-AUG-2009 08:50
Lab File ID: UXJ3745.D Init. Cal. Date(s): 09-JUN-2009 22-JUN-2009
Analysis Type: WATER Init. Cal. Times: 12:04 13:21
Lab Sample ID: 50NG-CC Quant Type: ISTD
Method: \\cansvr11\dd\chem\MSV\a3ux11.i\J90810A.b\8260LLUX11.m

COMPOUND	RRF / AMOUNT	RF50	CCAL RRF50	MIN RRF	%D / %DRIFT	MAX %D / %DRIFT	CURVE TYPE
48 cis-1,3-Dichloropropene	50.00000	42.16243	0.44825	0.010	15.67514	0.000e+000	Wt Linear
49 4-Methyl-2-pentanone	0.35891	0.28232	0.28232	0.010	21.34166	50.00000	Averaged
50 Toluene	2.67421	2.28607	2.28607	0.010	14.51445	20.00000	Averaged
51 trans-1,3-Dichloropropene	50.00000	42.11289	0.58286	0.010	15.77421	0.000e+000	Wt Linear
52 Ethyl Methacrylate	0.75156	0.62736	0.62736	0.010	16.52533	50.00000	Averaged
53 1,1,2-Trichloroethane	0.50727	0.46051	0.46051	0.010	9.21878	50.00000	Averaged
54 1,3-Dichloropropane	0.96530	0.81605	0.81605	0.010	15.46135	50.00000	Averaged
55 Tetrachloroethene	0.41196	0.41401	0.41401	0.010	-0.49783	50.00000	Averaged
56 2-Hexanone	0.36684	0.29223	0.29223	0.010	20.33702	50.00000	Averaged
57 Dibromochloromethane	50.00000	50.73931	0.38590	0.010	-1.47862	0.000e+000	Quadratic
58 1,2-Dibromoethane	0.45496	0.40236	0.40236	0.010	11.56091	50.00000	Averaged
59 Chlorobenzene	1.46454	1.31499	1.31499	0.300	10.21156	50.00000	Averaged
60 1,1,1,2-Tetrachloroethane	0.42627	0.42517	0.42517	0.010	0.25852	50.00000	Averaged
61 Ethylbenzene	0.78281	0.71245	0.71245	0.010	8.98760	20.00000	Averaged
62 m + p-Xylene	0.94675	0.86676	0.86676	0.010	8.44935	50.00000	Averaged
M 63 Xylenes (total)	0.92719	0.84912	0.84912	0.010	8.41933	50.00000	Averaged
64 Xylene-o	0.88806	0.81386	0.81386	0.010	8.35530	50.00000	Averaged
65 Styrene	1.50205	1.37940	1.37940	0.010	8.16574	50.00000	Averaged
66 Bromoform	50.00000	58.95138	0.19848	0.100	-17.90276	0.000e+000	Quadratic
67 Isopropylbenzene	1.96856	1.82293	1.82293	0.010	7.39766	50.00000	Averaged
68 1,1,2,2-Tetrachloroethane	1.46499	1.10390	1.10390	0.300	24.64789	50.00000	Averaged
69 1,4-Dichloro-2-butene	50.00000	62.09517	0.18003	0.010	-24.19034	0.000e+000	Quadratic
70 1,2,3-Trichloropropane	0.41877	0.31741	0.31741	0.010	24.20472	50.00000	Averaged
71 Bromobenzene	1.30034	1.08853	1.08853	0.010	16.28900	50.00000	Averaged
72 n-Propylbenzene	1.28962	1.04653	1.04653	0.010	18.84998	50.00000	Averaged
73 2-Chlorotoluene	1.20416	1.00237	1.00237	0.010	16.75749	50.00000	Averaged
74 1,3,5-Trimethylbenzene	3.60456	2.96135	2.96135	0.010	17.84439	50.00000	Averaged
75 4-Chlorotoluene	1.21539	1.01281	1.01281	0.010	16.66827	50.00000	Averaged
76 tert-Butylbenzene	2.81069	2.31141	2.31141	0.010	17.76375	50.00000	Averaged
77 1,2,4-Trimethylbenzene	3.51472	3.08642	3.08642	0.010	12.18575	50.00000	Averaged
78 sec-Butylbenzene	3.62635	3.21808	3.21808	0.010	11.25861	50.00000	Averaged
79 4-Isopropyltoluene	2.84619	2.62385	2.62385	0.010	7.81161	50.00000	Averaged
80 1,3-Dichlorobenzene	1.88028	1.70539	1.70539	0.010	9.30125	50.00000	Averaged
81 1,4-Dichlorobenzene	1.97498	1.77503	1.77503	0.010	10.12407	50.00000	Averaged
82 n-Butylbenzene	2.16236	2.00949	2.00949	0.010	7.06944	50.00000	Averaged
83 1,2-Dichlorobenzene	1.64791	1.51571	1.51571	0.010	8.02235	50.00000	Averaged
84 1,2-Dibromo-3-chloropropane	50.00000	45.65390	0.09233	0.010	8.69220	0.000e+000	Quadratic
85 1,2,4-Trichlorobenzene	0.63816	0.43667	0.43667	0.010	31.57370	50.00000	Averaged
86 Hexachlorobutadiene	0.29369	0.21807	0.21807	0.010	25.74844	50.00000	Averaged
87 Naphthalene	1.88417	1.09462	1.09462	0.010	41.90467	50.00000	Averaged
88 1,2,3-Trichlorobenzene	0.61145	0.43062	0.43062	0.010	29.57459	50.00000	Averaged
98 Cyclohexane	0.69782	0.61449	0.61449	0.010	11.94173	50.00000	Averaged
143 Methyl Acetate	0.56044	0.44676	0.44676	0.010	20.28472	50.00000	Averaged

Data File: \\cansvr11\dd\chem\MSV\a3ux11.i\J90810A.b\UXJ3745.D
Report Date: 10-Aug-2009 09:45

TestAmerica North Canton

CONTINUING CALIBRATION COMPOUNDS

Instrument ID: a3ux11.i
Lab File ID: UXJ3745.D
Analysis Type: WATER
Lab Sample ID: 50NG-CC
Method: \\cansvr11\dd\chem\MSV\a3ux11.i\J90810A.b\8260LLUX11.m

Injection Date: 10-AUG-2009 08:50
Init. Cal. Date(s): 09-JUN-2009 22-JUN-2009
Init. Cal. Times: 12:04 13:21
Quant Type: ISTD

COMPOUND	RRF / AMOUNT	RF50	CCAL RRF50	MIN RRF	%D / %DRIFT	MAX %D / %DRIFT	CURVE TYPE
144 Methylcyclohexane	0.51522	0.46992	0.46992	0.010	8.79224	50.00000	Averaged
141 1,3,5-Trichlorobenzene	0.67818	0.55749	0.55749	0.010	17.79621	50.00000	Averaged
150 Vinyl Acetate-86	0.06771	0.05182	0.05182	0.010	23.46235	50.00000	Averaged

5A

VOLATILE ORGANIC GC/MS TUNING AND MASS CALIBRATION - BROMOFLUOROBENZENE (BFB)

Lab Name: NORTH CANTON Contract:

Lab Code: TACAN Case No.: SAS No.: SDG No.: 9H05300

Lab File ID: BFB239 BFB Injection Date: 07/21/09

Instrument ID: A3UX15 BFB Injection Time: 1309

Matrix: (soil/water) WATER Level: (low/med) LOW Column: (pack/cap) CAP

m/e	ION ABUNDANCE CRITERIA	% RELATIVE ABUNDANCE
50	15.0 - 40.0% of mass 95	18.8
75	30.0 - 60.0% of mass 95	45.2
95	Base Peak, 100% relative abundance	100.0
96	5.0 - 9.0% of mass 95	6.6
173	Less than 2.0% of mass 174	0.7 (0.8)1
174	50.0 - 100.0% of mass 95	89.4
175	5.0 - 9.0% of mass 174	6.4 (7.1)1
176	Greater than 95.0%, but less than 101.0% of mass 174	86.8 (97.2)1
177	5.0 - 9.0% of mass 176	5.9 (6.8)2

1-Value is % of mass 174 2-Value is % of mass 176

THIS TUNE APPLIES TO THE FOLLOWING SAMPLES, MS, MSD, BLANKS, AND STANDARDS:

	EPA SAMPLE NO.	LAB SAMPLE ID	LAB FILE ID	DATE ANALYZED	TIME ANALYZED
01	VSTD040	200NG-IC	UXC4109	07/21/09	1354
02	VSTD020	100NG-IC	UXC4110	07/21/09	1417
03	VSTD010	50NG-IC	UXC4111	07/21/09	1441
04	VSTD005	25NG-IC	UXC4112	07/21/09	1504
05	VSTD002	10NG-IC	UXC4113	07/21/09	1528
06	VSTD001	5NG-IC	UXC4114	07/21/09	1551
07	VSTD040	200NG-A9IC	UXC4116	07/21/09	1637
08	VSTD020	100NG-A9IC	UXC4117	07/21/09	1701
09	VSTD010	50NG-A9IC	UXC4118	07/21/09	1724
10	VSTD005	25NG-A9IC	UXC4119	07/21/09	1747
11	VSTD002	10NG-A9IC	UXC4120	07/21/09	1810
12	VSTD001	5NG-A9IC	UXC4121	07/21/09	1834
13					
14					
15					
16					
17					
18					
19					
20					
21					
22					

Report Date : 22-Jul-2009 10:12

TestAmerica North Canton

INITIAL CALIBRATION DATA

Start Cal Date : 21-JUL-2009 13:54
End Cal Date : 21-JUL-2009 18:34
Quant Method : ISTD
Origin : Disabled
Target Version : 4.14
Integrator : HP RTE
Method file : \\cansvr11\dd\chem\MSV\a3ux15.i\C90721B-IC.b\8260LLUX15.m
Last Edit : 22-Jul-2009 10:11 a3ux15.i
Curve Type : Average

Calibration File Names:
Level 1: \\cansvr11\dd\chem\MSV\a3ux15.i\C90721B-IC.b\UXC4121.D
Level 2: \\cansvr11\dd\chem\MSV\a3ux15.i\C90721B-IC.b\UXC4120.D
Level 3: \\cansvr11\dd\chem\MSV\a3ux15.i\C90721B-IC.b\UXC4119.D
Level 4: \\cansvr11\dd\chem\MSV\a3ux15.i\C90721B-IC.b\UXC4118.D
Level 5: \\cansvr11\dd\chem\MSV\a3ux15.i\C90721B-IC.b\UXC4117.D
Level 6: \\cansvr11\dd\chem\MSV\a3ux15.i\C90721B-IC.b\UXC4116.D

	Compound	5.000 Level 1	10.000 Level 2	25.000 Level 3	50.000 Level 4	100.000 Level 5	200.000 Level 6	RRF	% RSD
8	Dichlorodifluoromethane	0.14996	0.16189	0.16701	0.19347	0.19740	0.17454	0.17405	10.595
9	Chloromethane	0.42224	0.41533	0.37540	0.38941	0.40771	0.38248	0.39876	4.764
10	Vinyl Chloride	0.30070	0.31883	0.30010	0.31534	0.33175	0.31658	0.31388	3.815
11	Bromomethane	0.15319	0.12733	0.12402	0.12189	0.12205	0.10148	0.12499	13.254
12	Chloroethane	0.17300	0.16965	0.16172	0.17097	0.16629	0.15536	0.16617	3.977
13	Trichlorofluoromethane	0.27287	0.27635	0.25819	0.27427	0.27769	0.26927	0.27144	2.624
14	Dichlorofluoromethane	0.28803	0.31291	0.31908	0.32315	0.33462	0.33167	0.31824	5.286
15	Acrolein	0.03066	0.03516	0.03521	0.03826	0.03960	0.03918	0.03635	9.322
16	Acetone	0.10886	0.08517	0.06785	0.06534	0.06614	0.06481	0.07636	23.171
17	1,1-Dichloroethene	0.17594	0.19848	0.19278	0.20049	0.20536	0.19692	0.19499	5.238
18	Freon-113	0.12194	0.13822	0.13850	0.15251	0.15058	0.14945	0.14187	8.151
19	Iodomethane	0.33470	0.35658	0.35058	0.35262	0.35799	0.35381	0.35105	2.405
20	Carbon Disulfide	0.50637	0.57114	0.56736	0.58981	0.61941	0.61973	0.57897	7.280
21	Methylene Chloride	0.26730	0.25542	0.22925	0.22411	0.22382	0.21746	0.23623	8.541
22	Acetonitrile	0.02611	0.02386	0.02344	0.02379	0.02468	0.02493	0.02447	4.031
23	Acrylonitrile	0.08808	0.09180	0.09220	0.09612	0.10033	0.10071	0.09487	5.338
24	Methyl tert-butyl ether	0.42264	0.46700	0.47076	0.48399	0.49929	0.48048	0.47069	5.551
25	trans-1,2-Dichloroethene	0.20486	0.21663	0.21795	0.22650	0.22422	0.22334	0.21892	3.591
26	Hexane	0.03988	0.04844	0.05018	0.05427	0.05518	0.05426	0.05037	11.481
27	Vinyl acetate	0.29200	0.28800	0.31726	0.35923	0.37607	0.37008	0.33377	11.886
28	1,1-Dichloroethane	0.39807	0.40779	0.40894	0.43152	0.43473	0.43182	0.41881	3.751
29	tert-Butyl Alcohol	0.01044	0.01163	0.01177	0.01294	0.01329	0.01289	0.01216	8.853
30	2-Butanone	0.09720	0.08719	0.09957	0.09952	0.10330	0.10371	0.09842	6.131
M 31	1,2-Dichloroethene (total)	0.21118	0.22609	0.22652	0.23037	0.23344	0.22947	0.22618	3.460
32	cis-1,2-dichloroethene	0.21750	0.23555	0.23508	0.23424	0.24266	0.23561	0.23344	3.592
33	2,2-Dichloropropane	0.15898	0.18010	0.18289	0.19708	0.19976	0.19556	0.18573	8.263
34	Bromochloromethane	0.11311	0.11326	0.11498	0.11661	0.11886	0.11686	0.11561	1.945
35	Chloroform	0.30616	0.32995	0.33880	0.34479	0.35006	0.34873	0.33641	4.922

Report Date : 22-Jul-2009 10:12

TestAmerica North Canton

INITIAL CALIBRATION DATA

Start Cal Date : 21-JUL-2009 13:54
End Cal Date : 21-JUL-2009 18:34
Quant Method : ISTD
Origin : Disabled
Target Version : 4.14
Integrator : HP RTE
Method file : \\cansvr11\dd\chem\MSV\a3ux15.i\C90721B-IC.b\8260LLUX15.m
Last Edit : 22-Jul-2009 10:11 a3ux15.i
Curve Type : Average

	Compound	5.000 Level 1	10.000 Level 2	25.000 Level 3	50.000 Level 4	100.000 Level 5	200.000 Level 6	RRF	% RSD	
	36 Tetrahydrofuran	0.04991	0.06166	0.06234	0.06497	0.06412	0.06654	0.06159	9.723	
	37 1,1,1-Trichloroethane	0.22756	0.24679	0.24912	0.26578	0.27299	0.27034	0.25543	6.847	
	38 1,1-Dichloropropene	0.24547	0.26972	0.28345	0.29222	0.29879	0.29842	0.28134	7.356	
	39 Carbon Tetrachloride	0.17740	0.19895	0.21346	0.22280	0.23604	0.23585	0.21408	10.666	
	40 1,2-Dichloroethane	0.25804	0.29041	0.29449	0.29918	0.30148	0.30414	0.29129	5.842	
	41 Benzene	0.84063	0.88680	0.88381	0.91538	0.95051	0.95524	0.90539	4.846	
	42 Trichloroethene	0.22486	0.24101	0.24424	0.24173	0.25474	0.25675	0.24389	4.704	
	43 1,2-Dichloropropane	0.21600	0.23472	0.22786	0.24542	0.25518	0.25204	0.23854	6.339	
	44 1,4-Dioxane	0.00136	0.00173	0.00164	0.00180	0.00191	0.00189	0.00172	11.765	<-
	45 Dibromomethane	0.09411	0.10586	0.11248	0.11595	0.11869	0.11960	0.11112	8.738	
	46 Bromodichloromethane	0.17348	0.19643	0.21133	0.23508	0.24194	0.24505	0.21722	13.158	
	47 2-Chloroethyl vinyl ether	0.09625	0.11201	0.12170	0.09608	0.10154	0.09683	0.10407	10.148	
	48 cis-1,3-Dichloropropene	0.21728	0.24459	0.27869	0.30351	0.32032	0.33359	0.28300	15.949	
	49 4-Methyl-2-pentanone	0.14857	0.15549	0.18017	0.18997	0.20379	0.21010	0.18135	13.839	
	50 Toluene	1.05949	1.15285	1.15941	1.20402	1.21186	1.27070	1.17639	6.062	
	51 trans-1,3-Dichloropropene	0.20623	0.25370	0.29536	0.32020	0.33932	0.34632	0.29352	18.539	
	52 Ethyl Methacrylate	0.17883	0.21705	0.24886	0.28400	0.30319	0.31079	0.25712	20.230	
	53 1,1,2-Trichloroethane	0.18917	0.20576	0.21668	0.21794	0.22506	0.22363	0.21304	6.356	
	54 1,3-Dichloropropane	0.34174	0.37577	0.38415	0.40110	0.40536	0.40862	0.38612	6.533	
	55 Tetrachloroethene	0.21985	0.24874	0.24982	0.24438	0.25162	0.25583	0.24504	5.263	
	56 2-Hexanone	0.10301	0.13154	0.15024	0.15984	0.17214	0.17570	0.14875	18.501	
	57 Dibromochloromethane	0.13845	0.15291	0.18445	0.20753	0.22516	0.23436	0.19048	20.433	
	58 1,2-Dibromoethane	0.18751	0.20988	0.22637	0.23011	0.23709	0.24088	0.22197	9.022	
	59 Chlorobenzene	0.72628	0.76751	0.79135	0.79741	0.82559	0.83422	0.79040	5.011	
	60 1,1,1,2-Tetrachloroethane	0.17071	0.21128	0.22213	0.24500	0.25187	0.26274	0.22729	14.801	
	61 Ethylbenzene	0.36706	0.40216	0.41734	0.43008	0.44277	0.44865	0.41801	7.213	
	62 m + p-Xylene	0.44547	0.49984	0.51786	0.53257	0.55236	0.57222	0.52005	8.556	
M	63 Xylenes (total)	0.44059	0.49233	0.50936	0.52837	0.54467	0.56012	0.51257	8.342	
	64 Xylene-o	0.43084	0.47732	0.49237	0.51996	0.52929	0.53592	0.49762	7.972	
	65 Styrene	0.59766	0.68717	0.77591	0.82875	0.89971	0.92655	0.78596	16.079	
	66 Bromoform	0.07246	0.08727	0.10392	0.11958	0.13499	0.14752	0.11095	25.751	<-
	67 Isopropylbenzene	1.02960	1.19572	1.23798	1.32624	1.36869	1.44217	1.26673	11.538	
	68 1,1,2,2-Tetrachloroethane	0.40227	0.41227	0.45574	0.48102	0.49183	0.48728	0.45507	8.613	
	69 1,4-Dichloro-2-butene	0.10046	0.12870	0.15454	0.15791	0.17256	0.16761	0.14696	18.647	
	70 1,2,3-Trichloropropane	0.14195	0.13731	0.14953	0.14625	0.14837	0.14565	0.14484	3.121	
	71 Bromobenzene	0.53499	0.56924	0.59539	0.60051	0.60634	0.62128	0.58796	5.279	

Report Date : 22-Jul-2009 10:12

TestAmerica North Canton

INITIAL CALIBRATION DATA

Start Cal Date : 21-JUL-2009 13:54
End Cal Date : 21-JUL-2009 18:34
Quant Method : ISTD
Origin : Disabled
Target Version : 4.14
Integrator : HP RTE
Method file : \\cansvr11\dd\chem\MSV\a3ux15.i\C90721B-IC.b\8260LLUX15.m
Last Edit : 22-Jul-2009 10:11 a3ux15.i
Curve Type : Average

	Compound	5.000 Level 1	10.000 Level 2	25.000 Level 3	50.000 Level 4	100.000 Level 5	200.000 Level 6	RRF	% RSD	
72	n-Propylbenzene	0.52143	0.57289	0.64169	0.66319	0.66923	0.68336	0.62530	10.250	
73	2-Chlorotoluene	0.49670	0.53804	0.55614	0.57674	0.58903	0.58267	0.55655	6.261	
74	1,3,5-Trimethylbenzene	1.52575	1.68878	1.85370	1.93345	2.02771	2.08311	1.85208	11.428	
75	4-Chlorotoluene	0.51815	0.55735	0.57285	0.58439	0.59609	0.58794	0.56946	5.007	
76	tert-Butylbenzene	1.37450	1.53386	1.63298	1.68134	1.73372	1.82644	1.63047	9.756	
77	1,2,4-Trimethylbenzene	1.61278	1.72799	1.92984	2.00417	2.06520	2.14556	1.91426	10.711	
78	sec-Butylbenzene	1.89694	2.14491	2.36173	2.43581	2.52049	2.65152	2.33523	11.704	
79	4-Isopropyltoluene	1.60604	1.77756	1.97641	2.07540	2.15826	2.24218	1.97264	12.211	
80	1,3-Dichlorobenzene	1.13100	1.13378	1.17319	1.18579	1.20193	1.23496	1.17677	3.411	
81	1,4-Dichlorobenzene	1.13612	1.13610	1.17230	1.19972	1.22157	1.26442	1.18837	4.247	
82	n-Butylbenzene	1.32696	1.47474	1.66610	1.77800	1.84660	1.90451	1.66615	13.516	
83	1,2-Dichlorobenzene	1.01909	1.12214	1.13958	1.17747	1.17437	1.19650	1.13819	5.653	
84	1,2-Dibromo-3-chloropropane	0.06441	0.06711	0.08275	0.09322	0.09439	0.10213	0.08400	18.383	
85	1,2,4-Trichlorobenzene	0.78466	0.82265	0.86628	0.85175	0.86273	0.88067	0.84479	4.177	
86	Hexachlorobutadiene	0.31371	0.33696	0.34255	0.34516	0.32772	0.33445	0.33342	3.435	
87	Naphthalene	1.42260	1.63277	1.82364	1.86899	1.91993	2.01127	1.77987	12.110	
88	1,2,3-Trichlorobenzene	0.69003	0.74301	0.76046	0.77129	0.75206	0.76755	0.74740	4.005	
89	Ethyl Ether	0.23349	0.23119	0.24241	0.24353	0.24050	0.23475	0.23765	2.168	
90	Ethanol	+++++	+++++	+++++	+++++	+++++	+++++	+++++	+++++	<-
91	3-Chloropropene	0.10264	0.10710	0.10837	0.11543	0.12285	0.12464	0.11350	7.883	
92	Isopropyl Ether	0.18821	0.18995	0.19783	0.20572	0.21255	0.21024	0.20075	5.160	
93	2-Chloro-1,3-butadiene	0.29636	0.30137	0.32239	0.32920	0.34734	0.35051	0.32453	6.960	
94	Propionitrile	0.02887	0.02818	0.03214	0.03352	0.03216	0.03424	0.03152	7.818	
95	Ethyl Acetate	0.16935	0.15240	0.16558	0.17688	0.18006	0.18718	0.17191	7.132	
96	Methacrylonitrile	0.12593	0.11480	0.12053	0.12923	0.12894	0.13017	0.12493	4.870	
97	Isobutanol	0.00516	0.00470	0.00483	0.00534	0.00522	0.00566	0.00515	6.769	<-
98	Cyclohexane	0.40785	0.47368	0.49728	0.53054	0.54276	0.54652	0.49977	10.632	
99	n-Butanol	0.00323	0.00378	0.00451	0.00478	0.00506	0.00555	0.00449	18.990	<-
100	Methyl Methacrylate	0.13610	0.12468	0.14022	0.14275	0.15276	0.15832	0.14247	8.419	
101	2-Nitropropane	0.01458	0.01589	0.01678	0.01613	0.01924	0.02264	0.01755	16.701	
102	Chloropicrin	+++++	+++++	+++++	+++++	+++++	+++++	+++++	+++++	<-
103	Cyclohexanone	+++++	+++++	+++++	+++++	+++++	+++++	+++++	+++++	<-
104	Pentachloroethane	+++++	+++++	+++++	+++++	+++++	+++++	+++++	+++++	<-
105	Benzyl Chloride	+++++	+++++	+++++	+++++	+++++	+++++	+++++	+++++	<-
134	Thiophene	+++++	+++++	+++++	+++++	+++++	+++++	+++++	+++++	<-
135	Crotononitrile(1st Isomer)	+++++	+++++	+++++	+++++	+++++	+++++	+++++	+++++	<-

Report Date : 22-Jul-2009 10:12

TestAmerica North Canton

INITIAL CALIBRATION DATA

Start Cal Date : 21-JUL-2009 13:54
End Cal Date : 21-JUL-2009 18:34
Quant Method : ISTD
Origin : Disabled
Target Version : 4.14
Integrator : HP RTE
Method file : \\cansvr11\dd\chem\MSV\a3ux15.i\C90721B-IC.b\8260LLUX15.m
Last Edit : 22-Jul-2009 10:11 a3ux15.i
Curve Type : Average

	Compound	5.000 Level 1	10.000 Level 2	25.000 Level 3	50.000 Level 4	100.000 Level 5	200.000 Level 6	RRF	% RSD	
	136 Crotononitrile(2nd Isomer)	+++++	+++++	+++++	+++++	+++++	+++++	+++++	+++++	<-
M	137 Total Crotononitrile	+++++	+++++	+++++	+++++	+++++	+++++	+++++	+++++	<-
	138 Paraldehyde	+++++	+++++	+++++	+++++	+++++	+++++	+++++	+++++	<-
	139 3,3,5-Trimethylcyclohexanone	+++++	+++++	+++++	+++++	+++++	+++++	+++++	+++++	<-
	140 1-Chlorohexane	+++++	+++++	+++++	+++++	+++++	+++++	+++++	+++++	<-
	141 1,3,5-Trichlorobenzene	0.86960	0.91012	0.91430	0.94077	0.95337	0.96163	0.92497	3.682	
	143 Methyl Acetate	0.17636	0.18994	0.19367	0.19158	0.19797	0.19427	0.19063	3.935	
	144 Methylcyclohexane	0.32789	0.36881	0.39062	0.41555	0.43046	0.43806	0.39523	10.580	
	145 Dimethoxymethane	+++++	+++++	+++++	+++++	+++++	+++++	+++++	+++++	<-
	146 2-Methylnaphthalene	0.71704	0.76667	0.93582	1.13357	1.22337	1.27793	1.00907	23.582	
	147 Tetrahydrothiophene	+++++	+++++	+++++	+++++	+++++	+++++	+++++	+++++	<-
	148 1,4-Dichlorobutane	+++++	+++++	+++++	+++++	+++++	+++++	+++++	+++++	<-
	151 Ethyl Acrylate	+++++	+++++	+++++	+++++	+++++	+++++	+++++	+++++	<-
	152 Vinyl Acetate-86	0.02023	0.02429	0.02915	0.03313	0.03461	0.03411	0.02925	20.126	
	153 1,3-Butadiene	+++++	+++++	+++++	+++++	+++++	+++++	+++++	+++++	<-
	154 n-Heptane	+++++	+++++	+++++	+++++	+++++	+++++	+++++	+++++	<-
	155 tert-Butyl Ethyl Ether	0.50542	0.54150	0.58597	0.58515	0.64254	0.66031	0.58681	9.992	
	156 tert-Amyl Methyl Ether	0.35055	0.35660	0.39755	0.39498	0.44396	0.46411	0.40129	11.361	
	157 1,2,3-Trimethylbezene	1.66768	1.76084	2.02084	2.14293	2.26752	2.33230	2.03202	13.284	
$	4 Dibromofluoromethane	0.21016	0.20995	0.20629	0.20566	0.21032	0.21099	0.20889	1.100	
$	5 1,2-Dichloroethane-d4	0.25874	0.24393	0.24253	0.24115	0.25030	0.24693	0.24726	2.632	
$	6 Toluene-d8	1.07648	1.07840	1.04466	1.06793	1.08868	1.09926	1.07590	1.741	
$	7 Bromofluorobenzene	0.37935	0.36265	0.37137	0.38290	0.39789	0.39585	0.38167	3.591	

5A

VOLATILE ORGANIC GC/MS TUNING AND MASS CALIBRATION - BROMOFLUOROBENZENE (BFB)

Lab Name: NORTH CANTON Contract:

Lab Code: TACAN Case No.: SAS No.: SDG No.: 9H05300

Lab File ID: BFB250 BFB Injection Date: 08/11/09

Instrument ID: A3UX15 BFB Injection Time: 0851

Matrix: (soil/water) WATER Level: (low/med) LOW Column: (pack/cap) CAP

m/e	ION ABUNDANCE CRITERIA	% RELATIVE ABUNDANCE
50	15.0 - 40.0% of mass 95	19.4
75	30.0 - 60.0% of mass 95	44.9
95	Base Peak, 100% relative abundance	100.0
96	5.0 - 9.0% of mass 95	6.5
173	Less than 2.0% of mass 174	0.7 (0.8)1
174	50.0 - 100.0% of mass 95	97.5
175	5.0 - 9.0% of mass 174	7.0 (7.1)1
176	Greater than 95.0%, but less than 101.0% of mass 174	94.6 (97.1)1
177	5.0 - 9.0% of mass 176	6.0 (6.4)2

1-Value is % of mass 174 2-Value is % of mass 176

THIS TUNE APPLIES TO THE FOLLOWING SAMPLES, MS, MSD, BLANKS, AND STANDARDS:

	EPA SAMPLE NO.	LAB SAMPLE ID	LAB FILE ID	DATE ANALYZED	TIME ANALYZED
01	VSTD010	50NG-CC	UXC4375	08/11/09	1045
02	VSTD010	50NG-A9CC	UXC4376	08/11/09	1108
03	LH0FLCHK	LH0FL1AC	UXC4377	08/11/09	1132
04	LH0FLCKDUP	LH0FL1AD	UXC4378	08/11/09	1155
05	LH0FLBLK	LH0FL1AA	UXC4379	08/11/09	1218
06	MRC-MW30A-08	LHKLV1AA	UXC4389	08/11/09	1612
07					
08					
09					
10					
11					
12					
13					
14					
15					
16					
17					
18					
19					
20					
21					
22					

Data File: \\cansvr11\dd\chem\MSV\a3ux15.i\C90811A.b\UXC4375.D
Report Date: 11-Aug-2009 11:47

TestAmerica North Canton

CONTINUING CALIBRATION COMPOUNDS

Instrument ID: a3ux15.i Injection Date: 11-AUG-2009 10:45
Lab File ID: UXC4375.D Init. Cal. Date(s): 21-JUL-2009 21-JUL-2009
Analysis Type: WATER Init. Cal. Times: 13:54 18:34
Lab Sample ID: 50NG-CC Quant Type: ISTD
Method: \\cansvr11\dd\chem\MSV\a3ux15.i\C90811A.b\8260LLUX15.m

COMPOUND	RRF / AMOUNT	RF50	CCAL RRF50	MIN RRF	%D / %DRIFT	MAX %D / %DRIFT	CURVE TYPE	
$ 4 Dibromofluoromethane	0.20889	0.19237	0.19237	0.010	7.90844	50.00000	Averaged	
$ 5 1,2-Dichloroethane-d4	0.24726	0.22324	0.22324	0.010	9.71712	50.00000	Averaged	
$ 6 Toluene-d8	1.07590	0.96444	0.96444	0.010	10.35948	50.00000	Averaged	
$ 7 Bromofluorobenzene	0.38167	0.37845	0.37845	0.010	0.84331	50.00000	Averaged	
8 Dichlorodifluoromethane	0.17405	0.19727	0.19727	0.010	-13.34414	50.00000	Averaged	
9 Chloromethane	0.39876	0.36191	0.36191	0.100	9.24187	50.00000	Averaged	
10 Vinyl Chloride	0.31388	0.31353	0.31353	0.010	0.11182	20.00000	Averaged	
11 Bromomethane	0.12499	0.08497	0.08497	0.010	-32.02363	50.00000	Averaged	
12 Chloroethane	0.16617	0.13936	0.13936	0.010	16.13139	50.00000	Averaged	
13 Trichlorofluoromethane	0.27144	0.31364	0.31364	0.010	-15.54783	50.00000	Averaged	
15 Acrolein	0.03635	0.02588	0.02588	0.010	28.78922	50.00000	Averaged	
16 Acetone	100	103	0.06930	0.010	-2.84626	0.000e+000	Wt Linear	
17 1,1-Dichloroethene	0.19499	0.21301	0.21301	0.010	-9.23785	20.00000	Averaged	
18 Freon-113	0.14187	0.19660	0.19660	0.010	-38.58062	50.00000	Averaged	
19 Iodomethane	0.35105	0.37685	0.37685	0.010	-7.35078	50.00000	Averaged	
20 Carbon Disulfide	0.57897	0.63707	0.63707	0.010	-10.03450	50.00000	Averaged	
21 Methylene Chloride	0.23623	0.23407	0.23407	0.010	0.91196	50.00000	Averaged	
22 Acetonitrile	0.02447	0.02756	0.02756	0.010	-12.65760	50.00000	Averaged	
23 Acrylonitrile	0.09487	0.09212	0.09212	0.010	2.90234	50.00000	Averaged	
24 Methyl tert-butyl ether	0.47069	0.43460	0.43460	0.010	7.66748	50.00000	Averaged	
25 trans-1,2-Dichloroethene	0.21892	0.23018	0.23018	0.010	-5.14404	50.00000	Averaged	
26 Hexane	0.05037	0.06075	0.06075	0.010	-20.61203	20.00000	Averaged	<-
27 Vinyl acetate	0.33377	0.21227	0.21227	0.010	36.40283	50.00000	Averaged	
28 1,1-Dichloroethane	0.41881	0.42472	0.42472	0.100	-1.41138	50.00000	Averaged	
29 tert-Butyl Alcohol	0.01216	0.01289	0.01289	0.010	-6.06016	50.00000	Averaged	
30 2-Butanone	0.09842	0.09675	0.09675	0.010	1.69222	50.00000	Averaged	
M 31 1,2-Dichloroethene (total)	0.22618	0.23353	0.23353	0.010	-3.25015	50.00000	Averaged	
32 cis-1,2-dichloroethene	0.23344	0.23688	0.23688	0.010	-1.47409	50.00000	Averaged	
33 2,2-Dichloropropane	0.18573	0.18192	0.18192	0.010	2.05124	50.00000	Averaged	
34 Bromochloromethane	0.11561	0.12135	0.12135	0.010	-4.96701	50.00000	Averaged	
35 Chloroform	0.33641	0.36439	0.36439	0.010	-8.31521	20.00000	Averaged	
36 Tetrahydrofuran	0.06159	0.05680	0.05680	0.010	7.77935	50.00000	Averaged	
37 1,1,1-Trichloroethane	0.25543	0.28430	0.28430	0.010	-11.30158	50.00000	Averaged	
38 1,1-Dichloropropene	0.28134	0.29179	0.29179	0.010	-3.71334	50.00000	Averaged	
39 Carbon Tetrachloride	0.21408	0.26615	0.26615	0.010	-24.32156	50.00000	Averaged	
40 1,2-Dichloroethane	0.29129	0.30581	0.30581	0.010	-4.98412	50.00000	Averaged	
41 Benzene	0.90539	0.91900	0.91900	0.010	-1.50234	50.00000	Averaged	
42 Trichloroethene	0.24389	0.25600	0.25600	0.010	-4.96679	50.00000	Averaged	
43 1,2-Dichloropropane	0.23854	0.24053	0.24053	0.010	-0.83456	20.00000	Averaged	
44 1,4-Dioxane	0.00172	0.00184	0.00184	0.010	-6.74137	50.00000	Averaged	<-
45 Dibromomethane	0.11112	0.12194	0.12194	0.010	-9.74579	50.00000	Averaged	
46 Bromodichloromethane	0.21722	0.24378	0.24378	0.010	-12.22871	50.00000	Averaged	
47 2-Chloroethyl vinyl ether	0.10407	0.08202	0.08202	0.010	21.18915	50.00000	Averaged	

Data File: \\cansvr11\dd\chem\MSV\a3ux15.i\C90811A.b\UXC4375.D
Report Date: 11-Aug-2009 11:47

TestAmerica North Canton

CONTINUING CALIBRATION COMPOUNDS

Instrument ID: a3ux15.i Injection Date: 11-AUG-2009 10:45
Lab File ID: UXC4375.D Init. Cal. Date(s): 21-JUL-2009 21-JUL-2009
Analysis Type: WATER Init. Cal. Times: 13:54 18:34
Lab Sample ID: 50NG-CC Quant Type: ISTD
Method: \\cansvr11\dd\chem\MSV\a3ux15.i\C90811A.b\8260LLUX15.m

COMPOUND	RRF / AMOUNT	RF50	CCAL RRF50	MIN RRF	%D / %DRIFT	MAX %D / %DRIFT	CURVE TYPE
48 cis-1,3-Dichloropropene	50.00000	45.39889	0.28529	0.010	9.20223	0.000e+000	Wt Linear
49 4-Methyl-2-pentanone	0.18135	0.17101	0.17101	0.010	5.69941	50.00000	Averaged
50 Toluene	1.17639	1.20902	1.20902	0.010	-2.77355	20.00000	Averaged
51 trans-1,3-Dichloropropene	50.00000	43.10187	0.28205	0.010	13.79627	0.000e+000	Wt Linear
52 Ethyl Methacrylate	50.00000	42.67026	0.24810	0.010	14.65947	0.000e+000	Wt Linear
53 1,1,2-Trichloroethane	0.21304	0.22816	0.22816	0.010	-7.09573	50.00000	Averaged
54 1,3-Dichloropropane	0.38612	0.38449	0.38449	0.010	0.42235	50.00000	Averaged
55 Tetrachloroethene	0.24504	0.26865	0.26865	0.010	-9.63593	50.00000	Averaged
56 2-Hexanone	100	91.11354	0.15153	0.010	8.88646	0.000e+000	Wt Linear
57 Dibromochloromethane	50.00000	51.59225	0.22669	0.010	-3.18451	0.000e+000	Wt Linear
58 1,2-Dibromoethane	0.22197	0.22781	0.22781	0.010	-2.62842	50.00000	Averaged
59 Chlorobenzene	0.79040	0.81874	0.81874	0.300	-3.58604	50.00000	Averaged
60 1,1,1,2-Tetrachloroethane	0.22729	0.26610	0.26610	0.010	-17.07793	50.00000	Averaged
61 Ethylbenzene	0.41801	0.43796	0.43796	0.010	-4.77269	20.00000	Averaged
62 m + p-Xylene	0.52005	0.55968	0.55968	0.010	-7.61991	50.00000	Averaged
M 63 Xylenes (total)	0.51257	0.54497	0.54497	0.010	-6.31965	50.00000	Averaged
64 Xylene-o	0.49762	0.51554	0.51554	0.010	-3.60190	50.00000	Averaged
65 Styrene	50.00000	50.33553	0.88420	0.010	-0.67106	0.000e+000	Wt Linear
66 Bromoform	50.00000	54.19269	0.14566	0.100	-8.38539	0.000e+000	Wt Linear
67 Isopropylbenzene	1.26673	1.34672	1.34672	0.010	-6.31465	50.00000	Averaged
68 1,1,2,2-Tetrachloroethane	0.45507	0.45591	0.45591	0.300	-0.18427	50.00000	Averaged
69 1,4-Dichloro-2-butene	50.00000	41.45178	0.13403	0.010	17.09643	0.000e+000	Wt Linear
70 1,2,3-Trichloropropane	0.14484	0.14175	0.14175	0.010	2.13540	50.00000	Averaged
71 Bromobenzene	0.58796	0.58648	0.58648	0.010	0.25143	50.00000	Averaged
72 n-Propylbenzene	0.62530	0.63798	0.63798	0.010	-2.02900	50.00000	Averaged
73 2-Chlorotoluene	0.55655	0.56744	0.56744	0.010	-1.95525	50.00000	Averaged
74 1,3,5-Trimethylbenzene	1.85208	1.87734	1.87734	0.010	-1.36343	50.00000	Averaged
75 4-Chlorotoluene	0.56946	0.58990	0.58990	0.010	-3.58889	50.00000	Averaged
76 tert-Butylbenzene	1.63047	1.56520	1.56520	0.010	4.00338	50.00000	Averaged
77 1,2,4-Trimethylbenzene	1.91426	1.95682	1.95682	0.010	-2.22330	50.00000	Averaged
78 sec-Butylbenzene	2.33523	2.37548	2.37548	0.010	-1.72337	50.00000	Averaged
79 4-Isopropyltoluene	1.97264	2.05268	2.05268	0.010	-4.05745	50.00000	Averaged
80 1,3-Dichlorobenzene	1.17677	1.18493	1.18493	0.010	-0.69262	50.00000	Averaged
81 1,4-Dichlorobenzene	1.18837	1.22518	1.22518	0.010	-3.09757	50.00000	Averaged
82 n-Butylbenzene	1.66615	1.69657	1.69657	0.010	-1.82580	50.00000	Averaged
83 1,2-Dichlorobenzene	1.13819	1.16875	1.16875	0.010	-2.68473	50.00000	Averaged
84 1,2-Dibromo-3-chloropropane	50.00000	42.44023	0.08010	0.010	15.11954	0.000e+000	Wt Linear
85 1,2,4-Trichlorobenzene	0.84479	0.77423	0.77423	0.010	8.35295	50.00000	Averaged
86 Hexachlorobutadiene	0.33342	0.33592	0.33592	0.010	-0.74969	50.00000	Averaged
87 Naphthalene	1.77987	1.56300	1.56300	0.010	12.18456	50.00000	Averaged
88 1,2,3-Trichlorobenzene	0.74740	0.70411	0.70411	0.010	5.79131	50.00000	Averaged
98 Cyclohexane	0.49977	0.58448	0.58448	0.010	-16.94928	50.00000	Averaged
143 Methyl Acetate	0.19063	0.20249	0.20249	0.010	-6.22061	50.00000	Averaged

Data File: \\cansvr11\dd\chem\MSV\a3ux15.i\C90811A.b\UXC4375.D
Report Date: 11-Aug-2009 11:47

TestAmerica North Canton

CONTINUING CALIBRATION COMPOUNDS

Instrument ID: a3ux15.i Injection Date: 11-AUG-2009 10:45
Lab File ID: UXC4375.D Init. Cal. Date(s): 21-JUL-2009 21-JUL-2009
Analysis Type: WATER Init. Cal. Times: 13:54 18:34
Lab Sample ID: 50NG-CC Quant Type: ISTD
Method: \\cansvr11\dd\chem\MSV\a3ux15.i\C90811A.b\8260LLUX15.m

COMPOUND	RRF / AMOUNT	RF50	CCAL RRF50	MIN RRF	%D / %DRIFT	MAX %D / %DRIFT	CURVE TYPE
144 Methylcyclohexane	0.39523	0.46800	0.46800	0.010	-18.41215	50.00000	Averaged
141 1,3,5-Trichlorobenzene	0.92497	0.88091	0.88091	0.010	4.76330	50.00000	Averaged
152 Vinyl Acetate-86	50.00000	29.32711	0.01862	0.010	-41.34578	0.000e+000	Wt Linear

5A

VOLATILE ORGANIC GC/MS TUNING AND MASS CALIBRATION - BROMOFLUOROBENZENE (BFB)

Lab Name: NORTH CANTON Contract:

Lab Code: TACAN Case No.: SAS No.: SDG No.: 9H05300

Lab File ID: BFB253 BFB Injection Date: 08/14/09

Instrument ID: A3UX15 BFB Injection Time: 0927

Matrix: (soil/water) WATER Level: (low/med) LOW Column: (pack/cap) CAP

m/e	ION ABUNDANCE CRITERIA	% RELATIVE ABUNDANCE
50	15.0 - 40.0% of mass 95	19.8
75	30.0 - 60.0% of mass 95	45.7
95	Base Peak, 100% relative abundance	100.0
96	5.0 - 9.0% of mass 95	6.5
173	Less than 2.0% of mass 174	0.5 (0.6)1
174	50.0 - 100.0% of mass 95	91.3
175	5.0 - 9.0% of mass 174	6.4 (7.0)1
176	Greater than 95.0%, but less than 101.0% of mass 174	87.1 (95.4)1
177	5.0 - 9.0% of mass 176	5.5 (6.4)2

1-Value is % of mass 174 2-Value is % of mass 176

THIS TUNE APPLIES TO THE FOLLOWING SAMPLES, MS, MSD, BLANKS, AND STANDARDS:

	EPA SAMPLE NO.	LAB SAMPLE ID	LAB FILE ID	DATE ANALYZED	TIME ANALYZED
01	VSTD010	50NG-CC	UXC4460	08/14/09	1018
02	VSTD010	50NG-A9CC	UXC4461	08/14/09	1041
03	LH9HGCHK	LH9HG1AC	UXC4462	08/14/09	1105
04	LH9HGCKDUP	LH9HG1AD	UXC4463	08/14/09	1129
05	LH9HGBLK	LH9HG1AA	UXC4464	08/14/09	1152
06	MRC-MW72B-08	LHT6R1AA	UXC4465	08/14/09	1215
07					
08					
09					
10					
11					
12					
13					
14					
15					
16					
17					
18					
19					
20					
21					
22					

Data File: \\cansvr11\dd\chem\MSV\a3ux15.i\C90814A.b\UXC4460.D
Report Date: 14-Aug-2009 11:22

TestAmerica North Canton

CONTINUING CALIBRATION COMPOUNDS

Instrument ID: a3ux15.i Injection Date: 14-AUG-2009 10:18
Lab File ID: UXC4460.D Init. Cal. Date(s): 21-JUL-2009 21-JUL-2009
Analysis Type: WATER Init. Cal. Times: 13:54 18:34
Lab Sample ID: 50NG-CC Quant Type: ISTD
Method: \\cansvr11\dd\chem\MSV\a3ux15.i\C90814A.b\8260LLUX15.m

COMPOUND	RRF / AMOUNT	RF50	CCAL RRF50	MIN RRF	%D / %DRIFT	MAX %D / %DRIFT	CURVE TYPE	
$ 4 Dibromofluoromethane	0.20889	0.21004	0.21004	0.010	-0.55102	50.00000	Averaged	
$ 5 1,2-Dichloroethane-d4	0.24726	0.23613	0.23613	0.010	4.50239	50.00000	Averaged	
$ 6 Toluene-d8	1.07590	1.01383	1.01383	0.010	5.76899	50.00000	Averaged	
$ 7 Bromofluorobenzene	0.38167	0.34608	0.34608	0.010	9.32499	50.00000	Averaged	
8 Dichlorodifluoromethane	0.17405	0.16276	0.16276	0.010	6.48716	50.00000	Averaged	
9 Chloromethane	0.39876	0.35102	0.35102	0.100	11.97289	50.00000	Averaged	
10 Vinyl Chloride	0.31388	0.28096	0.28096	0.010	10.49028	20.00000	Averaged	
11 Bromomethane	0.12499	0.11850	0.11850	0.010	5.19675	50.00000	Averaged	
12 Chloroethane	0.16617	0.14892	0.14892	0.010	10.37806	50.00000	Averaged	
13 Trichlorofluoromethane	0.27144	0.29490	0.29490	0.010	-8.64380	50.00000	Averaged	
15 Acrolein	0.03635	0.03775	0.03775	0.010	-3.87260	50.00000	Averaged	
16 Acetone	100	95.37536	0.06457	0.010	4.62464	0.000e+000	Wt Linear	
17 1,1-Dichloroethene	0.19499	0.21574	0.21574	0.010	-10.64169	20.00000	Averaged	
18 Freon-113	0.14187	0.17484	0.17484	0.010	-23.24121	50.00000	Averaged	
19 Iodomethane	0.35105	0.39766	0.39766	0.010	-13.27907	50.00000	Averaged	
20 Carbon Disulfide	0.57897	0.64639	0.64639	0.010	-11.64521	50.00000	Averaged	
21 Methylene Chloride	0.23623	0.25028	0.25028	0.010	-5.94752	50.00000	Averaged	
22 Acetonitrile	0.02447	0.02638	0.02638	0.010	-7.80923	50.00000	Averaged	
23 Acrylonitrile	0.09487	0.09881	0.09881	0.010	-4.15205	50.00000	Averaged	
24 Methyl tert-butyl ether	0.47069	0.45039	0.45039	0.010	4.31423	50.00000	Averaged	
25 trans-1,2-Dichloroethene	0.21892	0.24281	0.24281	0.010	-10.91213	50.00000	Averaged	
26 Hexane	0.05037	0.05670	0.05670	0.010	-12.57060	20.00000	Averaged	
27 Vinyl acetate	0.33377	0.28614	0.28614	0.010	14.27126	50.00000	Averaged	
28 1,1-Dichloroethane	0.41881	0.44351	0.44351	0.100	-5.89817	50.00000	Averaged	
29 tert-Butyl Alcohol	0.01216	0.01181	0.01181	0.010	2.86797	50.00000	Averaged	
30 2-Butanone	0.09842	0.09320	0.09320	0.010	5.30350	50.00000	Averaged	
M 31 1,2-Dichloroethene (total)	0.22618	0.24487	0.24487	0.010	-8.26203	50.00000	Averaged	
32 cis-1,2-dichloroethene	0.23344	0.24693	0.24693	0.010	-5.77682	50.00000	Averaged	
33 2,2-Dichloropropane	0.18573	0.19170	0.19170	0.010	-3.21463	50.00000	Averaged	
34 Bromochloromethane	0.11561	0.12753	0.12753	0.010	-10.30744	50.00000	Averaged	
35 Chloroform	0.33641	0.37943	0.37943	0.010	-12.78601	20.00000	Averaged	
36 Tetrahydrofuran	0.06159	0.05407	0.05407	0.010	12.21113	50.00000	Averaged	
37 1,1,1-Trichloroethane	0.25543	0.28635	0.28635	0.010	-12.10515	50.00000	Averaged	
38 1,1-Dichloropropene	0.28134	0.29832	0.29832	0.010	-6.03482	50.00000	Averaged	
39 Carbon Tetrachloride	0.21408	0.27002	0.27002	0.010	-26.13102	50.00000	Averaged	
40 1,2-Dichloroethane	0.29129	0.32310	0.32310	0.010	-10.91956	50.00000	Averaged	
41 Benzene	0.90539	0.96591	0.96591	0.010	-6.68358	50.00000	Averaged	
42 Trichloroethene	0.24389	0.26556	0.26556	0.010	-8.88752	50.00000	Averaged	
43 1,2-Dichloropropane	0.23854	0.25588	0.25588	0.010	-7.26976	20.00000	Averaged	
44 1,4-Dioxane	0.00172	0.00179	0.00179	0.010	-4.03824	50.00000	Averaged	<-
45 Dibromomethane	0.11112	0.12708	0.12708	0.010	-14.36811	50.00000	Averaged	
46 Bromodichloromethane	0.21722	0.25479	0.25479	0.010	-17.29696	50.00000	Averaged	
47 2-Chloroethyl vinyl ether	0.10407	0.08729	0.08729	0.010	16.12636	50.00000	Averaged	

Data File: \\cansvr11\dd\chem\MSV\a3ux15.i\C90814A.b\UXC4460.D
Report Date: 14-Aug-2009 11:22

TestAmerica North Canton

CONTINUING CALIBRATION COMPOUNDS

Instrument ID: a3ux15.i Injection Date: 14-AUG-2009 10:18
Lab File ID: UXC4460.D Init. Cal. Date(s): 21-JUL-2009 21-JUL-2009
Analysis Type: WATER Init. Cal. Times: 13:54 18:34
Lab Sample ID: 50NG-CC Quant Type: ISTD
Method: \\cansvr11\dd\chem\MSV\a3ux15.i\C90814A.b\8260LLUX15.m

COMPOUND	RRF / AMOUNT	RF50	CCAL RRF50	MIN RRF	%D / %DRIFT	MAX %D / %DRIFT	CURVE TYPE
48 cis-1,3-Dichloropropene	50.00000	47.44691	0.29886	0.010	5.10617	0.000e+000	Wt Linear
49 4-Methyl-2-pentanone	0.18135	0.18121	0.18121	0.010	0.07557	50.00000	Averaged
50 Toluene	1.17639	1.26874	1.26874	0.010	-7.85017	20.00000	Averaged
51 trans-1,3-Dichloropropene	50.00000	47.42189	0.31204	0.010	5.15622	0.000e+000	Wt Linear
52 Ethyl Methacrylate	50.00000	45.94985	0.26849	0.010	8.10030	0.000e+000	Wt Linear
53 1,1,2-Trichloroethane	0.21304	0.24043	0.24043	0.010	-12.85993	50.00000	Averaged
54 1,3-Dichloropropane	0.38612	0.41693	0.41693	0.010	-7.97706	50.00000	Averaged
55 Tetrachloroethene	0.24504	0.28158	0.28158	0.010	-14.91138	50.00000	Averaged
56 2-Hexanone	100	94.32630	0.15717	0.010	5.67370	0.000e+000	Wt Linear
57 Dibromochloromethane	50.00000	54.46734	0.24008	0.010	-8.93467	0.000e+000	Wt Linear
58 1,2-Dibromoethane	0.22197	0.24280	0.24280	0.010	-9.38217	50.00000	Averaged
59 Chlorobenzene	0.79040	0.87807	0.87807	0.300	-11.09309	50.00000	Averaged
60 1,1,1,2-Tetrachloroethane	0.22729	0.27810	0.27810	0.010	-22.35466	50.00000	Averaged
61 Ethylbenzene	0.41801	0.46581	0.46581	0.010	-11.43477	20.00000	Averaged
62 m + p-Xylene	0.52005	0.58938	0.58938	0.010	-13.32999	50.00000	Averaged
M 63 Xylenes (total)	0.51257	0.57072	0.57072	0.010	-11.34435	50.00000	Averaged
64 Xylene-o	0.49762	0.53342	0.53342	0.010	-7.19401	50.00000	Averaged
65 Styrene	50.00000	52.35263	0.92137	0.010	-4.70525	0.000e+000	Wt Linear
66 Bromoform	50.00000	55.63097	0.14980	0.100	-11.26194	0.000e+000	Wt Linear
67 Isopropylbenzene	1.26673	1.36515	1.36515	0.010	-7.76967	50.00000	Averaged
68 1,1,2,2-Tetrachloroethane	0.45507	0.47497	0.47497	0.300	-4.37391	50.00000	Averaged
69 1,4-Dichloro-2-butene	50.00000	45.40605	0.14754	0.010	9.18790	0.000e+000	Wt Linear
70 1,2,3-Trichloropropane	0.14484	0.14539	0.14539	0.010	-0.37737	50.00000	Averaged
71 Bromobenzene	0.58796	0.64203	0.64203	0.010	-9.19652	50.00000	Averaged
72 n-Propylbenzene	0.62530	0.66594	0.66594	0.010	-6.49978	50.00000	Averaged
73 2-Chlorotoluene	0.55655	0.59025	0.59025	0.010	-6.05479	50.00000	Averaged
74 1,3,5-Trimethylbenzene	1.85208	1.96428	1.96428	0.010	-6.05795	50.00000	Averaged
75 4-Chlorotoluene	0.56946	0.62001	0.62001	0.010	-8.87578	50.00000	Averaged
76 tert-Butylbenzene	1.63047	1.67097	1.67097	0.010	-2.48380	50.00000	Averaged
77 1,2,4-Trimethylbenzene	1.91426	2.06010	2.06010	0.010	-7.61896	50.00000	Averaged
78 sec-Butylbenzene	2.33523	2.43384	2.43384	0.010	-4.22261	50.00000	Averaged
79 4-Isopropyltoluene	1.97264	2.08693	2.08693	0.010	-5.79383	50.00000	Averaged
80 1,3-Dichlorobenzene	1.17677	1.24020	1.24020	0.010	-5.38955	50.00000	Averaged
81 1,4-Dichlorobenzene	1.18837	1.27630	1.27630	0.010	-7.39931	50.00000	Averaged
82 n-Butylbenzene	1.66615	1.71683	1.71683	0.010	-3.04172	50.00000	Averaged
83 1,2-Dichlorobenzene	1.13819	1.21905	1.21905	0.010	-7.10412	50.00000	Averaged
84 1,2-Dibromo-3-chloropropane	50.00000	43.02774	0.08128	0.010	13.94452	0.000e+000	Wt Linear
85 1,2,4-Trichlorobenzene	0.84479	0.83486	0.83486	0.010	1.17594	50.00000	Averaged
86 Hexachlorobutadiene	0.33342	0.35941	0.35941	0.010	-7.79334	50.00000	Averaged
87 Naphthalene	1.77987	1.71509	1.71509	0.010	3.63953	50.00000	Averaged
88 1,2,3-Trichlorobenzene	0.74740	0.77844	0.77844	0.010	-4.15294	50.00000	Averaged
98 Cyclohexane	0.49977	0.52637	0.52637	0.010	-5.32305	50.00000	Averaged
143 Methyl Acetate	0.19063	0.18898	0.18898	0.010	0.86815	50.00000	Averaged

Data File: \\cansvr11\dd\chem\MSV\a3ux15.i\C90814A.b\UXC4460.D
Report Date: 14-Aug-2009 11:22

TestAmerica North Canton

CONTINUING CALIBRATION COMPOUNDS

Instrument ID: a3ux15.i Injection Date: 14-AUG-2009 10:18
Lab File ID: UXC4460.D Init. Cal. Date(s): 21-JUL-2009 21-JUL-2009
Analysis Type: WATER Init. Cal. Times: 13:54 18:34
Lab Sample ID: 50NG-CC Quant Type: ISTD
Method: \\cansvr11\dd\chem\MSV\a3ux15.i\C90814A.b\8260LLUX15.m

COMPOUND	RRF / AMOUNT	RF50	CCAL RRF50	MIN RRF	%D / %DRIFT	MAX %D / %DRIFT	CURVE TYPE
144 Methylcyclohexane	0.39523	0.42144	0.42144	0.010	-6.63132	50.00000	Averaged
141 1,3,5-Trichlorobenzene	0.92497	0.93711	0.93711	0.010	-1.31324	50.00000	Averaged
152 Vinyl Acetate-86	50.00000	38.96491	0.02531	0.010	22.07018	0.000e+000	Wt Linear

5A

VOLATILE ORGANIC GC/MS TUNING AND MASS CALIBRATION - BROMOFLUOROBENZENE (BFB)

Lab Name: NORTH CANTON Contract:

Lab Code: TACAN Case No.: SAS No.: SDG No.: 9H05300

Lab File ID: BFB1148 BFB Injection Date: 07/06/09

Instrument ID: A3UX16 BFB Injection Time: 1248

Matrix: (soil/water) WATER Level: (low/med) LOW Column: (pack/cap) CAP

m/e	ION ABUNDANCE CRITERIA	% RELATIVE ABUNDANCE
50	15.0 - 40.0% of mass 95	20.2
75	30.0 - 60.0% of mass 95	47.8
95	Base Peak, 100% relative abundance	100.0
96	5.0 - 9.0% of mass 95	6.5
173	Less than 2.0% of mass 174	0.5 (0.7)1
174	50.0 - 100.0% of mass 95	72.4
175	5.0 - 9.0% of mass 174	5.1 (7.1)1
176	Greater than 95.0%, but less than 101.0% of mass 174	69.6 (96.0)1
177	5.0 - 9.0% of mass 176	4.6 (6.7)2

1-Value is % of mass 174 2-Value is % of mass 176

THIS TUNE APPLIES TO THE FOLLOWING SAMPLES, MS, MSD, BLANKS, AND STANDARDS:

	EPA SAMPLE NO.	LAB SAMPLE ID	LAB FILE ID	DATE ANALYZED	TIME ANALYZED
01	VSTD040	200NG-A9IC	UXM9101	07/06/09	1515
02	VSTD020	100NG-A9IC	UXM9102	07/06/09	1536
03	VSTD010	50NG-A9IC	UXM9103	07/06/09	1556
04	VSTD005	25NG-A9IC	UXM9104	07/06/09	1616
05	VSTD002	10NG-A9IC	UXM9105	07/06/09	1637
06	VSTD001	5NG-A9IC	UXM9106	07/06/09	1657
07					
08					
09					
10					
11					
12					
13					
14					
15					
16					
17					
18					
19					
20					
21					
22					

Report Date : 12-Aug-2009 15:12

TestAmerica North Canton

INITIAL CALIBRATION DATA

Start Cal Date : 11-FEB-2009 16:00
End Cal Date : 12-AUG-2009 15:38
Quant Method : ISTD
Origin : Disabled
Target Version : 4.14
Integrator : HP RTE
Method file : \\cansvr11\dd\chem\MSV\a3ux16.i\M90812A-IC.b\8260LLUX16.m
Last Edit : 12-Aug-2009 15:53 williamsl
Curve Type : Average

Calibration File Names:
Level 1: \\cansvr11\dd\chem\MSV\a3ux16.i\M90706A-IC.b\UXM9106.D
Level 2: \\cansvr11\dd\chem\MSV\a3ux16.i\M90706A-IC.b\UXM9105.D
Level 3: \\cansvr11\dd\chem\MSV\a3ux16.i\M90706A-IC.b\UXM9104.D
Level 4: \\cansvr11\dd\chem\MSV\a3ux16.i\M90706A-IC.b\UXM9103.D
Level 5: \\cansvr11\dd\chem\MSV\a3ux16.i\M90706A-IC.b\UXM9102.D
Level 6: \\cansvr11\dd\chem\MSV\a3ux16.i\M90706A-IC.b\UXM9101.D

	Compound	5.000 Level 1	10.000 Level 2	25.000 Level 3	50.000 Level 4	100.000 Level 5	200.000 Level 6	RRF	% RSD	
	8 Dichlorodifluoromethane	0.24777	0.30057	0.25652	0.25294	0.24354	0.25790	0.25987	7.947	
	9 Chloromethane	0.54742	0.57680	0.57912	0.56260	0.51884	0.49634	0.54685	6.077	
	10 Vinyl Chloride	0.49074	0.51575	0.51838	0.50375	0.47302	0.46609	0.49462	4.420	
	11 Bromomethane	0.17759	0.18923	0.19653	0.18736	0.15849	0.15739	0.17777	9.286	
	12 Chloroethane	0.28822	0.31523	0.30150	0.28898	0.26864	0.26095	0.28725	7.010	
	13 Trichlorofluoromethane	0.36083	0.41054	0.39212	0.37511	0.34356	0.35030	0.37208	6.909	
	14 Dichlorofluoromethane	0.60998	0.44959	0.47191	0.41347	0.37826	0.37727	0.45008	19.329	
	15 Acrolein	0.03107	0.03443	0.03557	0.03506	0.03531	0.03420	0.03427	4.817	
	16 Acetone	0.09731	0.07466	0.06246	0.05287	0.05404	0.04841	0.06496	28.274	
	17 1,1-Dichloroethene	0.28589	0.33772	0.31646	0.30630	0.30331	0.30503	0.30912	5.547	
	18 Freon-113	0.14732	0.19866	0.17614	0.16476	0.16508	0.17055	0.17042	9.905	
	19 Iodomethane	0.44113	0.47407	0.47510	0.45471	0.44286	0.44803	0.45598	3.326	
	20 Carbon Disulfide	1.04257	1.20123	1.18094	1.13290	1.13834	1.15114	1.14119	4.813	
	21 Methylene Chloride	0.45105	0.43197	0.38556	0.35973	0.35310	0.34205	0.38724	11.572	
	22 Acetonitrile	0.01346	0.01431	0.01060	0.01113	0.01099	0.01065	0.01186	13.554	
	23 Acrylonitrile	0.08178	0.08593	0.08913	0.08839	0.08714	0.08456	0.08616	3.141	
	24 Methyl tert-butyl ether	0.69668	0.79386	0.77775	0.76158	0.75783	0.74372	0.75524	4.434	
	25 trans-1,2-Dichloroethene	0.33296	0.36553	0.36885	0.35246	0.34162	0.33717	0.34977	4.294	
	26 Hexane	0.04081	0.06147	0.04779	0.04690	0.05109	0.05504	0.05052	14.149	
	27 Vinyl acetate	0.31712	0.28258	0.30315	0.29965	0.34451	0.33507	0.31368	7.401	
	28 1,1-Dichloroethane	0.64987	0.67819	0.68273	0.64818	0.64880	0.64498	0.65879	2.569	
	29 tert-Butyl Alcohol	0.00430	0.00534	0.00472	0.00451	0.00475	0.00441	0.00467	7.969	<-
	30 2-Butanone	0.10805	0.10101	0.09928	0.09742	0.09631	0.08746	0.09825	6.837	
M	31 1,2-Dichloroethene (total)	0.33797	0.35866	0.36313	0.34638	0.34363	0.33683	0.34777	3.122	
	32 cis-1,2-dichloroethene	0.34296	0.35178	0.35742	0.34030	0.34564	0.33649	0.34576	2.224	
	33 2,2-Dichloropropane	0.35503	0.40429	0.40206	0.40672	0.41285	0.42097	0.40032	5.799	
	34 Bromochloromethane	0.12430	0.12211	0.13131	0.12567	0.12432	0.12631	0.12567	2.482	
	35 Chloroform	0.53106	0.52514	0.54279	0.51293	0.50890	0.51104	0.52198	2.567	

Report Date : 12-Aug-2009 15:12

TestAmerica North Canton

INITIAL CALIBRATION DATA

Start Cal Date : 11-FEB-2009 16:00
End Cal Date : 12-AUG-2009 15:38
Quant Method : ISTD
Origin : Disabled
Target Version : 4.14
Integrator : HP RTE
Method file : \\cansvr11\dd\chem\MSV\a3ux16.i\M90812A-IC.b\8260LLUX16.m
Last Edit : 12-Aug-2009 15:53 williamsl
Curve Type : Average

	Compound	5.000 Level 1	10.000 Level 2	25.000 Level 3	50.000 Level 4	100.000 Level 5	200.000 Level 6	___ RRF	% RSD
	36 Tetrahydrofuran	0.06963	0.06650	0.05905	0.05889	0.05873	0.05503	0.06131	9.031
	37 1,1,1-Trichloroethane	0.41661	0.44176	0.45136	0.43352	0.43837	0.43951	0.43686	2.639
	38 1,1-Dichloropropene	0.37802	0.37732	0.37363	0.36657	0.37440	0.38959	0.37659	2.007
	39 Carbon Tetrachloride	0.28568	0.34613	0.33581	0.32806	0.33875	0.34829	0.33045	6.995
	40 1,2-Dichloroethane	0.32742	0.32335	0.32969	0.32137	0.32183	0.32318	0.32448	1.026
	41 Benzene	1.19953	1.16307	1.15948	1.14144	1.13993	1.17131	1.16246	1.889
	42 Trichloroethene	0.21774	0.22549	0.22890	0.23012	0.22582	0.23458	0.22711	2.492
	43 1,2-Dichloropropane	0.25204	0.26528	0.26697	0.26419	0.26718	0.27542	0.26518	2.851
	44 1,4-Dioxane	+++++	+++++	+++++	+++++	+++++	+++++	+++++	+++++
	45 Dibromomethane	0.11901	0.10845	0.10826	0.10642	0.10800	0.10733	0.10958	4.268
	46 Bromodichloromethane	0.26989	0.24525	0.26259	0.26577	0.27298	0.28372	0.26670	4.794
	47 2-Chloroethyl vinyl ether	0.09449	0.08651	0.08904	0.09123	0.09716	0.09437	0.09213	4.284
	48 cis-1,3-Dichloropropene	0.26688	0.23703	0.26227	0.27528	0.28744	0.30588	0.27246	8.591
	49 4-Methyl-2-pentanone	0.16824	0.15355	0.16651	0.16861	0.17597	0.16991	0.16713	4.431
	50 Toluene	1.46871	1.36555	1.46839	1.46195	1.52544	1.58060	1.47844	4.864
	51 trans-1,3-Dichloropropene	0.27759	0.26640	0.28628	0.30001	0.33378	0.35181	0.30264	11.061
	52 Ethyl Methacrylate	0.27118	0.26648	0.28299	0.28983	0.31683	0.30870	0.28933	6.953
	53 1,1,2-Trichloroethane	0.22914	0.21544	0.21320	0.21407	0.21651	0.21598	0.21739	2.708
	54 1,3-Dichloropropane	0.40995	0.38788	0.40684	0.40602	0.41630	0.41635	0.40722	2.573
	55 Tetrachloroethene	0.22280	0.20815	0.22352	0.21066	0.22692	0.23442	0.22108	4.509
	56 2-Hexanone	0.16100	0.15102	0.16665	0.16313	0.17037	0.15981	0.16200	4.088
	57 Dibromochloromethane	0.22141	0.18863	0.21250	0.21757	0.23025	0.23972	0.21835	8.001
	58 1,2-Dibromoethane	0.19641	0.19147	0.19727	0.20508	0.20977	0.20351	0.20058	3.342
	59 Chlorobenzene	0.89718	0.84036	0.86836	0.85477	0.88679	0.88868	0.87269	2.531
	60 1,1,1,2-Tetrachloroethane	0.25980	0.28174	0.31343	0.31256	0.33175	0.34213	0.30690	10.079
	61 Ethylbenzene	0.50852	0.47762	0.51344	0.50290	0.52268	0.53627	0.51024	3.884
	62 m + p-Xylene	0.61949	0.61095	0.66010	0.63112	0.65995	0.66121	0.64047	3.556
M	63 Xylenes (total)	0.61793	0.61129	0.66785	0.64570	0.67000	0.67060	0.64723	4.171
	64 Xylene-o	0.61479	0.61195	0.68337	0.67488	0.69009	0.68939	0.66075	5.617
	65 Styrene	0.93915	0.97410	1.01540	1.03196	1.06912	1.07090	1.01677	5.157
	66 Bromoform	0.10492	0.11627	0.11837	0.11879	0.12948	0.13217	0.12000	8.195
	67 Isopropylbenzene	1.38861	1.51422	1.61919	1.59702	1.71768	1.72297	1.59328	7.994
	68 1,1,2,2-Tetrachloroethane	0.49561	0.51242	0.53800	0.52707	0.55856	0.54313	0.52913	4.266
	69 1,4-Dichloro-2-butene	0.14477	0.15665	0.16152	0.16691	0.17898	0.18668	0.16592	9.160
	70 1,2,3-Trichloropropane	0.13763	0.14856	0.14132	0.14451	0.15225	0.15147	0.14596	3.991
	71 Bromobenzene	0.56543	0.57292	0.59520	0.59010	0.59770	0.61258	0.58899	2.926

Report Date : 12-Aug-2009 15:12

TestAmerica North Canton

INITIAL CALIBRATION DATA

Start Cal Date : 11-FEB-2009 16:00
End Cal Date : 12-AUG-2009 15:38
Quant Method : ISTD
Origin : Disabled
Target Version : 4.14
Integrator : HP RTE
Method file : \\cansvr11\dd\chem\MSV\a3ux16.i\M90812A-IC.b\8260LLUX16.m
Last Edit : 12-Aug-2009 15:53 williamsl
Curve Type : Average

Compound	5.000 Level 1	10.000 Level 2	25.000 Level 3	50.000 Level 4	100.000 Level 5	200.000 Level 6	RRF	% RSD	
72 n-Propylbenzene	0.65877	0.71816	0.71243	0.71180	0.73230	0.77375	0.71787	5.171	
73 2-Chlorotoluene	0.64414	0.60071	0.65761	0.61704	0.66306	0.68297	0.64425	4.743	
74 1,3,5-Trimethylbenzene	2.08190	2.13138	2.24454	2.28592	2.37392	2.50533	2.27050	6.871	
75 4-Chlorotoluene	0.67927	0.61497	0.64671	0.63737	0.64638	0.66773	0.64874	3.496	
76 tert-Butylbenzene	1.53469	1.54243	1.60564	1.64681	1.80041	1.94712	1.67952	9.693	
77 1,2,4-Trimethylbenzene	2.16178	2.18410	2.34703	2.35787	2.45885	2.55477	2.34407	6.514	
78 sec-Butylbenzene	2.30256	2.27729	2.37938	2.41261	2.54927	2.73041	2.44192	6.999	
79 4-Isopropyltoluene	1.81843	1.80034	1.96744	1.94581	2.07234	2.17974	1.96402	7.434	
80 1,3-Dichlorobenzene	1.25681	1.20764	1.23766	1.20263	1.23288	1.25544	1.23218	1.870	
81 1,4-Dichlorobenzene	1.34299	1.25736	1.25993	1.22935	1.26230	1.27626	1.27136	3.011	
82 n-Butylbenzene	1.67616	1.79625	1.78781	1.79369	1.89937	2.00248	1.82596	6.116	
83 1,2-Dichlorobenzene	1.16107	1.16605	1.16901	1.15465	1.16622	1.18765	1.16744	0.953	
84 1,2-Dibromo-3-chloropropane	0.05799	0.06580	0.06508	0.06657	0.06465	0.07133	0.06524	6.580	
85 1,2,4-Trichlorobenzene	0.48051	0.48067	0.47228	0.45372	0.49568	0.48122	0.47735	2.897	
86 Hexachlorobutadiene	0.20540	0.21735	0.19070	0.18826	0.19002	0.18190	0.19561	6.727	
87 Naphthalene	0.87254	1.02839	1.03051	1.07082	1.18135	1.13935	1.05383	10.213	
88 1,2,3-Trichlorobenzene	0.36139	0.40591	0.37075	0.37288	0.38772	0.36141	0.37668	4.588	
89 Ethyl Ether	0.20587	0.21404	0.20927	0.20516	0.20417	0.19594	0.20574	2.918	
90 Ethanol	+++++	+++++	+++++	+++++	+++++	+++++	+++++	+++++	<-
91 3-Chloropropene	0.16312	0.14322	0.14870	0.14665	0.14611	0.14265	0.14841	5.087	
92 Isopropyl Ether	0.24426	0.23168	0.24076	0.22905	0.22450	0.21400	0.23071	4.771	
93 2-Chloro-1,3-butadiene	0.38480	0.37028	0.39139	0.38007	0.39298	0.37901	0.38309	2.214	
94 Propionitrile	0.02819	0.02617	0.02842	0.02591	0.02723	0.02708	0.02717	3.748	
95 Ethyl Acetate	0.20956	0.18936	0.18043	0.18791	0.19115	0.18925	0.19128	5.076	
96 Methacrylonitrile	0.16522	0.14439	0.13244	0.13011	0.13486	0.13207	0.13985	9.590	
97 Isobutanol	0.00835	0.00858	0.00937	0.00852	0.00867	0.00856	0.00868	4.120	<-
98 Cyclohexane	0.65938	0.88961	0.76761	0.74644	0.76599	0.80131	0.77172	9.711	
99 n-Butanol	0.00910	0.00632	0.00785	0.00692	0.00694	0.00698	0.00735	13.394	<-
100 Methyl Methacrylate	0.19029	0.17760	0.17502	0.18508	0.18759	0.18801	0.18393	3.362	
101 2-Nitropropane	0.05520	0.04950	0.04995	0.05015	0.05206	0.05348	0.05172	4.396	
102 Chloropicrin	+++++	+++++	+++++	+++++	+++++	+++++	+++++	+++++	<-
103 Cyclohexanone	0.09910	0.08093	0.09096	0.08315	0.07907	0.08543	0.08644	8.612	
104 Pentachloroethane	+++++	+++++	+++++	+++++	+++++	+++++	+++++	+++++	<-
105 Benzyl Chloride	+++++	+++++	+++++	+++++	+++++	+++++	+++++	+++++	<-
134 Thiophene	+++++	+++++	+++++	+++++	+++++	+++++	+++++	+++++	<-
135 Crotononitrile(1st Isomer)	+++++	+++++	+++++	+++++	+++++	+++++	+++++	+++++	<-

Report Date : 12-Aug-2009 15:12

TestAmerica North Canton

INITIAL CALIBRATION DATA

Start Cal Date : 11-FEB-2009 16:00
End Cal Date : 12-AUG-2009 15:38
Quant Method : ISTD
Origin : Disabled
Target Version : 4.14
Integrator : HP RTE
Method file : \\cansvr11\dd\chem\MSV\a3ux16.i\M90812A-IC.b\8260LLUX16.m
Last Edit : 12-Aug-2009 15:53 williams1
Curve Type : Average

	Compound	5.000 Level 1	10.000 Level 2	25.000 Level 3	50.000 Level 4	100.000 Level 5	200.000 Level 6	RRF	% RSD	
	136 Crotononitrile(2nd Isomer)	+++++	+++++	+++++	+++++	+++++	+++++	+++++	+++++	<-
M	137 Total Crotononitrile	+++++	+++++	+++++	+++++	+++++	+++++	+++++	+++++	<-
	138 Paraldehyde	+++++	+++++	+++++	+++++	+++++	+++++	+++++	+++++	<-
	139 3,3,5-Trimethylcyclohexanone	+++++	+++++	+++++	+++++	+++++	+++++	+++++	+++++	<-
	140 1-Chlorohexane	+++++	+++++	+++++	+++++	+++++	+++++	+++++	+++++	<-
	141 1,3,5-Trichlorobenzene	0.64315	0.62408	0.61137	0.59816	0.61617	0.61313	0.61768	2.438	
	143 Methyl Acetate	0.18514	0.18790	0.18282	0.17899	0.17845	0.17566	0.18149	2.534	
	144 Methylcyclohexane	0.42345	0.58590	0.48041	0.46908	0.48972	0.52607	0.49577	11.142	
	145 Dimethoxymethane	+++++	+++++	+++++	+++++	+++++	+++++	+++++	+++++	<-
	146 2-Methylnaphthalene	0.86006	0.84654	0.87473	0.81687	0.73468	0.56043	0.78222	15.278	
	147 Tetrahydrothiophene	+++++	+++++	+++++	+++++	+++++	+++++	+++++	+++++	<-
	148 1,4-Dichlorobutane	+++++	+++++	+++++	+++++	+++++	+++++	+++++	+++++	<-
	149 Vinyl Acetate-86	0.02638	0.02737	0.02733	0.02604	0.03042	0.02982	0.02789	6.496	
	150 1,3-Butadiene	+++++	+++++	+++++	+++++	+++++	+++++	+++++	+++++	<-
	151 t-Butyl ethyl ether	0.81001	0.72505	0.79271	0.75117	0.74760	0.74027	0.76113	4.320	
	152 t-Amyl methyl ether	0.63795	0.59491	0.63195	0.60934	0.61583	0.60879	0.61646	2.591	
	153 1,2,3-Trimethylbenzene	2.69311	2.54794	2.72785	2.59273	2.51348	2.51341	2.59809	3.559	
$	4 Dibromofluoromethane	0.23136	0.23148	0.24413	0.23411	0.23104	0.23363	0.23429	2.129	
$	5 1,2-Dichloroethane-d4	0.27673	0.25854	0.26379	0.25988	0.24982	0.25494	0.26062	3.530	
$	6 Toluene-d8	1.13335	1.06298	1.20626	1.19594	1.19229	1.27529	1.17769	6.125	
$	7 Bromofluorobenzene	0.45401	0.43283	0.45616	0.45517	0.44935	0.44892	0.44941	1.927	

5A

VOLATILE ORGANIC GC/MS TUNING AND MASS CALIBRATION - BROMOFLUOROBENZENE (BFB)

Lab Name: NORTH CANTON Contract:

Lab Code: TACAN Case No.: SAS No.: SDG No.: 9H05300

Lab File ID: BFB1179 BFB Injection Date: 08/12/09

Instrument ID: A3UX16 BFB Injection Time: 1321

Matrix: (soil/water) WATER Level: (low/med) LOW Column: (pack/cap) CAP

m/e	ION ABUNDANCE CRITERIA	% RELATIVE ABUNDANCE
50	15.0 - 40.0% of mass 95	21.0
75	30.0 - 60.0% of mass 95	48.9
95	Base Peak, 100% relative abundance	100.0
96	5.0 - 9.0% of mass 95	6.5
173	Less than 2.0% of mass 174	0.5 (0.7)1
174	50.0 - 100.0% of mass 95	69.2
175	5.0 - 9.0% of mass 174	5.0 (7.2)1
176	Greater than 95.0%, but less than 101.0% of mass 174	65.8 (95.2)1
177	5.0 - 9.0% of mass 176	4.3 (6.5)2

1-Value is % of mass 174 2-Value is % of mass 176

THIS TUNE APPLIES TO THE FOLLOWING SAMPLES, MS, MSD, BLANKS, AND STANDARDS:

	EPA SAMPLE NO.	LAB SAMPLE ID	LAB FILE ID	DATE ANALYZED	TIME ANALYZED
01	VSTD040	200NG-IC	UXM9710	08/12/09	1356
02	VSTD020	100NG-IC	UXM9711	08/12/09	1416
03	VSTD010	50NG-IC	UXM9712	08/12/09	1437
04	VSTD005	25NG-IC	UXM9713	08/12/09	1457
05	VSTD002	10NG-IC	UXM9714	08/12/09	1517
06	VSTD001	5NG-IC	UXM9715	08/12/09	1538
07	VSTD010	50NG-A9CC	UXM9717	08/12/09	1618
08	LH468CHK	LH4681AC	UXM9718	08/12/09	1639
09	LH468CKDUP	LH4681AD	UXM9719	08/12/09	1659
10	LH468BLK	LH4681AA	UXM9720	08/12/09	1719
11	TB-080509	LHRQF1AA	UXM9727	08/12/09	1944
12	MRC-MW50A-08	LHRQM1AA	UXM9728	08/12/09	2005
13	MRC-MW44A-08	LHRQ01AA	UXM9729	08/12/09	2026
14	MRC-MW63A-08	LHRQ91AM	UXM9730	08/12/09	2047
15	MRC-MW25A-08	LHRRD1AA	UXM9731	08/12/09	2108
16	MRC-MW24A-08	LHRTP1AM	UXM9732	08/12/09	2128
17	TB-080709	LHT6H1AA	UXM9735	08/12/09	2230
18	MRC-MW70A-08	LHT6L1AA	UXM9736	08/12/09	2251
19	MRC-MW70B-08	LHT6P1AM	UXM9737	08/12/09	2311
20					
21					
22					

Report Date : 12-Aug-2009 15:12

TestAmerica North Canton

INITIAL CALIBRATION DATA

Start Cal Date : 11-FEB-2009 16:00
End Cal Date : 12-AUG-2009 15:38
Quant Method : ISTD
Origin : Disabled
Target Version : 4.14
Integrator : HP RTE
Method file : \\cansvr11\dd\chem\MSV\a3ux16.i\M90812A-IC.b\8260LLUX16.m
Last Edit : 12-Aug-2009 15:53 williamsl
Curve Type : Average

Calibration File Names:
Level 1: \\cansvr11\dd\chem\MSV\a3ux16.i\M90706A-IC.b\UXM9106.D
Level 2: \\cansvr11\dd\chem\MSV\a3ux16.i\M90706A-IC.b\UXM9105.D
Level 3: \\cansvr11\dd\chem\MSV\a3ux16.i\M90706A-IC.b\UXM9104.D
Level 4: \\cansvr11\dd\chem\MSV\a3ux16.i\M90706A-IC.b\UXM9103.D
Level 5: \\cansvr11\dd\chem\MSV\a3ux16.i\M90706A-IC.b\UXM9102.D
Level 6: \\cansvr11\dd\chem\MSV\a3ux16.i\M90706A-IC.b\UXM9101.D

	Compound	5.000 Level 1	10.000 Level 2	25.000 Level 3	50.000 Level 4	100.000 Level 5	200.000 Level 6	RRF	% RSD	
8	Dichlorodifluoromethane	0.24777	0.30057	0.25652	0.25294	0.24354	0.25790	0.25987	7.947	
9	Chloromethane	0.54742	0.57680	0.57912	0.56260	0.51884	0.49634	0.54685	6.077	
10	Vinyl Chloride	0.49074	0.51575	0.51838	0.50375	0.47302	0.46609	0.49462	4.420	
11	Bromomethane	0.17759	0.18923	0.19653	0.18736	0.15849	0.15739	0.17777	9.286	
12	Chloroethane	0.28822	0.31523	0.30150	0.28898	0.26864	0.26095	0.28725	7.010	
13	Trichlorofluoromethane	0.36083	0.41054	0.39212	0.37511	0.34356	0.35030	0.37208	6.909	
14	Dichlorofluoromethane	0.60998	0.44959	0.47191	0.41347	0.37826	0.37727	0.45008	19.329	
15	Acrolein	0.03107	0.03443	0.03557	0.03506	0.03531	0.03420	0.03427	4.817	
16	Acetone	0.09731	0.07466	0.06246	0.05287	0.05404	0.04841	0.06496	28.274	
17	1,1-Dichloroethene	0.28589	0.33772	0.31646	0.30630	0.30331	0.30503	0.30912	5.547	
18	Freon-113	0.14732	0.19866	0.17614	0.16476	0.16508	0.17055	0.17042	9.905	
19	Iodomethane	0.44113	0.47407	0.47510	0.45471	0.44286	0.44803	0.45598	3.326	
20	Carbon Disulfide	1.04257	1.20123	1.18094	1.13290	1.13834	1.15114	1.14119	4.813	
21	Methylene Chloride	0.45105	0.43197	0.38556	0.35973	0.35310	0.34205	0.38724	11.572	
22	Acetonitrile	0.01346	0.01431	0.01060	0.01113	0.01099	0.01065	0.01186	13.554	
23	Acrylonitrile	0.08178	0.08593	0.08913	0.08839	0.08714	0.08456	0.08616	3.141	
24	Methyl tert-butyl ether	0.69668	0.79386	0.77775	0.76158	0.75783	0.74372	0.75524	4.434	
25	trans-1,2-Dichloroethene	0.33296	0.36553	0.36885	0.35246	0.34162	0.33717	0.34977	4.294	
26	Hexane	0.04081	0.06147	0.04779	0.04690	0.05109	0.05504	0.05052	14.149	
27	Vinyl acetate	0.31712	0.28258	0.30315	0.29965	0.34451	0.33507	0.31368	7.401	
28	1,1-Dichloroethane	0.64987	0.67819	0.68273	0.64818	0.64880	0.64498	0.65879	2.569	
29	tert-Butyl Alcohol	0.00430	0.00534	0.00472	0.00451	0.00475	0.00441	0.00467	7.969	<-
30	2-Butanone	0.10805	0.10101	0.09928	0.09742	0.09631	0.08746	0.09825	6.837	
M 31	1,2-Dichloroethene (total)	0.33797	0.35866	0.36313	0.34638	0.34363	0.33683	0.34777	3.122	
32	cis-1,2-dichloroethene	0.34296	0.35178	0.35742	0.34030	0.34564	0.33649	0.34576	2.224	
33	2,2-Dichloropropane	0.35503	0.40429	0.40206	0.40672	0.41285	0.42097	0.40032	5.799	
34	Bromochloromethane	0.12430	0.12211	0.13131	0.12567	0.12432	0.12631	0.12567	2.482	
35	Chloroform	0.53106	0.52514	0.54279	0.51293	0.50890	0.51104	0.52198	2.567	

Report Date : 12-Aug-2009 15:12

TestAmerica North Canton

INITIAL CALIBRATION DATA

Start Cal Date : 11-FEB-2009 16:00
End Cal Date : 12-AUG-2009 15:38
Quant Method : ISTD
Origin : Disabled
Target Version : 4.14
Integrator : HP RTE
Method file : \\cansvr11\dd\chem\MSV\a3ux16.i\M90812A-IC.b\8260LLUX16.m
Last Edit : 12-Aug-2009 15:53 williamsl
Curve Type : Average

	Compound	5.000 Level 1	10.000 Level 2	25.000 Level 3	50.000 Level 4	100.000 Level 5	200.000 Level 6	RRF	% RSD
	36 Tetrahydrofuran	0.06963	0.06650	0.05905	0.05889	0.05873	0.05503	0.06131	9.031
	37 1,1,1-Trichloroethane	0.41661	0.44176	0.45136	0.43352	0.43837	0.43951	0.43686	2.639
	38 1,1-Dichloropropene	0.37802	0.37732	0.37363	0.36657	0.37440	0.38959	0.37659	2.007
	39 Carbon Tetrachloride	0.28568	0.34613	0.33581	0.32806	0.33875	0.34829	0.33045	6.995
	40 1,2-Dichloroethane	0.32742	0.32335	0.32969	0.32137	0.32183	0.32318	0.32448	1.026
	41 Benzene	1.19953	1.16307	1.15948	1.14144	1.13993	1.17131	1.16246	1.889
	42 Trichloroethene	0.21774	0.22549	0.22890	0.23012	0.22582	0.23458	0.22711	2.492
	43 1,2-Dichloropropane	0.25204	0.26528	0.26697	0.26419	0.26718	0.27542	0.26518	2.851
	44 1,4-Dioxane	+++++	+++++	+++++	+++++	+++++	+++++	+++++	+++++
	45 Dibromomethane	0.11901	0.10845	0.10826	0.10642	0.10800	0.10733	0.10958	4.268
	46 Bromodichloromethane	0.26989	0.24525	0.26259	0.26577	0.27298	0.28372	0.26670	4.794
	47 2-Chloroethyl vinyl ether	0.09449	0.08651	0.08904	0.09123	0.09716	0.09437	0.09213	4.284
	48 cis-1,3-Dichloropropene	0.26688	0.23703	0.26227	0.27528	0.28744	0.30588	0.27246	8.591
	49 4-Methyl-2-pentanone	0.16824	0.15355	0.16651	0.16861	0.17597	0.16991	0.16713	4.431
	50 Toluene	1.46871	1.36555	1.46839	1.46195	1.52544	1.58060	1.47844	4.864
	51 trans-1,3-Dichloropropene	0.27759	0.26640	0.28628	0.30001	0.33378	0.35181	0.30264	11.061
	52 Ethyl Methacrylate	0.27118	0.26648	0.28299	0.28983	0.31683	0.30870	0.28933	6.953
	53 1,1,2-Trichloroethane	0.22914	0.21544	0.21320	0.21407	0.21651	0.21598	0.21739	2.708
	54 1,3-Dichloropropane	0.40995	0.38788	0.40684	0.40602	0.41630	0.41635	0.40722	2.573
	55 Tetrachloroethene	0.22280	0.20815	0.22352	0.21066	0.22692	0.23442	0.22108	4.509
	56 2-Hexanone	0.16100	0.15102	0.16665	0.16313	0.17037	0.15981	0.16200	4.088
	57 Dibromochloromethane	0.22141	0.18863	0.21250	0.21757	0.23025	0.23972	0.21835	8.001
	58 1,2-Dibromoethane	0.19641	0.19147	0.19727	0.20508	0.20977	0.20351	0.20058	3.342
	59 Chlorobenzene	0.89718	0.84036	0.86836	0.85477	0.88679	0.88868	0.87269	2.531
	60 1,1,1,2-Tetrachloroethane	0.25980	0.28174	0.31343	0.31256	0.33175	0.34213	0.30690	10.079
	61 Ethylbenzene	0.50852	0.47762	0.51344	0.50290	0.52268	0.53627	0.51024	3.884
	62 m + p-Xylene	0.61949	0.61095	0.66010	0.63112	0.65995	0.66121	0.64047	3.556
M	63 Xylenes (total)	0.61793	0.61129	0.66785	0.64570	0.67000	0.67060	0.64723	4.171
	64 Xylene-o	0.61479	0.61195	0.68337	0.67488	0.69009	0.68939	0.66075	5.617
	65 Styrene	0.93915	0.97410	1.01540	1.03196	1.06912	1.07090	1.01677	5.157
	66 Bromoform	0.10492	0.11627	0.11837	0.11879	0.12948	0.13217	0.12000	8.195
	67 Isopropylbenzene	1.38861	1.51422	1.61919	1.59702	1.71768	1.72297	1.59328	7.994
	68 1,1,2,2-Tetrachloroethane	0.49561	0.51242	0.53800	0.52707	0.55856	0.54313	0.52913	4.266
	69 1,4-Dichloro-2-butene	0.14477	0.15665	0.16152	0.16691	0.17898	0.18668	0.16592	9.160
	70 1,2,3-Trichloropropane	0.13763	0.14856	0.14132	0.14451	0.15225	0.15147	0.14596	3.991
	71 Bromobenzene	0.56543	0.57292	0.59520	0.59010	0.59770	0.61258	0.58899	2.926

Report Date : 12-Aug-2009 15:12

TestAmerica North Canton

INITIAL CALIBRATION DATA

Start Cal Date : 11-FEB-2009 16:00
End Cal Date : 12-AUG-2009 15:38
Quant Method : ISTD
Origin : Disabled
Target Version : 4.14
Integrator : HP RTE
Method file : \\cansvr11\dd\chem\MSV\a3ux16.i\M90812A-IC.b\8260LLUX16.m
Last Edit : 12-Aug-2009 15:53 williamsl
Curve Type : Average

	Compound	5.000 Level 1	10.000 Level 2	25.000 Level 3	50.000 Level 4	100.000 Level 5	200.000 Level 6	RRF	% RSD	
72	n-Propylbenzene	0.65877	0.71816	0.71243	0.71180	0.73230	0.77375	0.71787	5.171	
73	2-Chlorotoluene	0.64414	0.60071	0.65761	0.61704	0.66306	0.68297	0.64425	4.743	
74	1,3,5-Trimethylbenzene	2.08190	2.13138	2.24454	2.28592	2.37392	2.50533	2.27050	6.871	
75	4-Chlorotoluene	0.67927	0.61497	0.64671	0.63737	0.64638	0.66773	0.64874	3.496	
76	tert-Butylbenzene	1.53469	1.54243	1.60564	1.64681	1.80041	1.94712	1.67952	9.693	
77	1,2,4-Trimethylbenzene	2.16178	2.18410	2.34703	2.35787	2.45885	2.55477	2.34407	6.514	
78	sec-Butylbenzene	2.30256	2.27729	2.37938	2.41261	2.54927	2.73041	2.44192	6.999	
79	4-Isopropyltoluene	1.81843	1.80034	1.96744	1.94581	2.07234	2.17974	1.96402	7.434	
80	1,3-Dichlorobenzene	1.25681	1.20764	1.23766	1.20263	1.23288	1.25544	1.23218	1.870	
81	1,4-Dichlorobenzene	1.34299	1.25736	1.25993	1.22935	1.26230	1.27626	1.27136	3.011	
82	n-Butylbenzene	1.67616	1.79625	1.78781	1.79369	1.89937	2.00248	1.82596	6.116	
83	1,2-Dichlorobenzene	1.16107	1.16605	1.16901	1.15465	1.16622	1.18765	1.16744	0.953	
84	1,2-Dibromo-3-chloropropane	0.05799	0.06580	0.06508	0.06657	0.06465	0.07133	0.06524	6.580	
85	1,2,4-Trichlorobenzene	0.48051	0.48067	0.47228	0.45372	0.49568	0.48122	0.47735	2.897	
86	Hexachlorobutadiene	0.20540	0.21735	0.19070	0.18826	0.19002	0.18190	0.19561	6.727	
87	Naphthalene	0.87254	1.02839	1.03051	1.07082	1.18135	1.13935	1.05383	10.213	
88	1,2,3-Trichlorobenzene	0.36139	0.40591	0.37075	0.37288	0.38772	0.36141	0.37668	4.588	
89	Ethyl Ether	0.20587	0.21404	0.20927	0.20516	0.20417	0.19594	0.20574	2.918	
90	Ethanol	+++++	+++++	+++++	+++++	+++++	+++++	+++++	+++++	<-
91	3-Chloropropene	0.16312	0.14322	0.14870	0.14665	0.14611	0.14265	0.14841	5.087	
92	Isopropyl Ether	0.24426	0.23168	0.24076	0.22905	0.22450	0.21400	0.23071	4.771	
93	2-Chloro-1,3-butadiene	0.38480	0.37028	0.39139	0.38007	0.39298	0.37901	0.38309	2.214	
94	Propionitrile	0.02819	0.02617	0.02842	0.02591	0.02723	0.02708	0.02717	3.748	
95	Ethyl Acetate	0.20956	0.18936	0.18043	0.18791	0.19115	0.18925	0.19128	5.076	
96	Methacrylonitrile	0.16522	0.14439	0.13244	0.13011	0.13486	0.13207	0.13985	9.590	
97	Isobutanol	0.00835	0.00858	0.00937	0.00852	0.00867	0.00856	0.00868	4.120	<-
98	Cyclohexane	0.65938	0.88961	0.76761	0.74644	0.76599	0.80131	0.77172	9.711	
99	n-Butanol	0.00910	0.00632	0.00785	0.00692	0.00694	0.00698	0.00735	13.394	<-
100	Methyl Methacrylate	0.19029	0.17760	0.17502	0.18508	0.18759	0.18801	0.18393	3.362	
101	2-Nitropropane	0.05520	0.04950	0.04995	0.05015	0.05206	0.05348	0.05172	4.396	
102	Chloropicrin	+++++	+++++	+++++	+++++	+++++	+++++	+++++	+++++	<-
103	Cyclohexanone	0.09910	0.08093	0.09096	0.08315	0.07907	0.08543	0.08644	8.612	
104	Pentachloroethane	+++++	+++++	+++++	+++++	+++++	+++++	+++++	+++++	<-
105	Benzyl Chloride	+++++	+++++	+++++	+++++	+++++	+++++	+++++	+++++	<-
134	Thiophene	+++++	+++++	+++++	+++++	+++++	+++++	+++++	+++++	<-
135	Crotononitrile(1st Isomer)	+++++	+++++	+++++	+++++	+++++	+++++	+++++	+++++	<-

Report Date : 12-Aug-2009 15:12

TestAmerica North Canton

INITIAL CALIBRATION DATA

Start Cal Date : 11-FEB-2009 16:00
End Cal Date : 12-AUG-2009 15:38
Quant Method : ISTD
Origin : Disabled
Target Version : 4.14
Integrator : HP RTE
Method file : \\cansvr11\dd\chem\MSV\a3ux16.i\M90812A-IC.b\8260LLUX16.m
Last Edit : 12-Aug-2009 15:53 williams1
Curve Type : Average

	Compound	5.000 Level 1	10.000 Level 2	25.000 Level 3	50.000 Level 4	100.000 Level 5	200.000 Level 6	RRF	% RSD	
	136 Crotononitrile(2nd Isomer)	+++++	+++++	+++++	+++++	+++++	+++++	+++++	+++++	<-
M	137 Total Crotononitrile	+++++	+++++	+++++	+++++	+++++	+++++	+++++	+++++	<-
	138 Paraldehyde	+++++	+++++	+++++	+++++	+++++	+++++	+++++	+++++	<-
	139 3,3,5-Trimethylcyclohexanone	+++++	+++++	+++++	+++++	+++++	+++++	+++++	+++++	<-
	140 1-Chlorohexane	+++++	+++++	+++++	+++++	+++++	+++++	+++++	+++++	<-
	141 1,3,5-Trichlorobenzene	0.64315	0.62408	0.61137	0.59816	0.61617	0.61313	0.61768	2.438	
	143 Methyl Acetate	0.18514	0.18790	0.18282	0.17899	0.17845	0.17566	0.18149	2.534	
	144 Methylcyclohexane	0.42345	0.58590	0.48041	0.46908	0.48972	0.52607	0.49577	11.142	
	145 Dimethoxymethane	+++++	+++++	+++++	+++++	+++++	+++++	+++++	+++++	<-
	146 2-Methylnaphthalene	0.86006	0.84654	0.87473	0.81687	0.73468	0.56043	0.78222	15.278	
	147 Tetrahydrothiophene	+++++	+++++	+++++	+++++	+++++	+++++	+++++	+++++	<-
	148 1,4-Dichlorobutane	+++++	+++++	+++++	+++++	+++++	+++++	+++++	+++++	<-
	149 Vinyl Acetate-86	0.02638	0.02737	0.02733	0.02604	0.03042	0.02982	0.02789	6.496	
	150 1,3-Butadiene	+++++	+++++	+++++	+++++	+++++	+++++	+++++	+++++	<-
	151 t-Butyl ethyl ether	0.81001	0.72505	0.79271	0.75117	0.74760	0.74027	0.76113	4.320	
	152 t-Amyl methyl ether	0.63795	0.59491	0.63195	0.60934	0.61583	0.60879	0.61646	2.591	
	153 1,2,3-Trimethylbenzene	2.69311	2.54794	2.72785	2.59273	2.51348	2.51341	2.59809	3.559	
$	4 Dibromofluoromethane	0.23136	0.23148	0.24413	0.23411	0.23104	0.23363	0.23429	2.129	
$	5 1,2-Dichloroethane-d4	0.27673	0.25854	0.26379	0.25988	0.24982	0.25494	0.26062	3.530	
$	6 Toluene-d8	1.13335	1.06298	1.20626	1.19594	1.19229	1.27529	1.17769	6.125	
$	7 Bromofluorobenzene	0.45401	0.43283	0.45616	0.45517	0.44935	0.44892	0.44941	1.927	

SW846 8260B METHOD BLANK SUMMARY

BLANK WORKORDER NO.: LHXNK1AA

Lab Name: TestAmerica Laboratories, Inc.

Lab Code: TALCAN

SDG Number: 9H05300

Lab File ID: UXJ3749.D

Lot Number: A9H050300

Date Analyzed: 08/10/09

Time Analyzed: 10:25

Matrix: WATER

Date Extracted: 08/10/09

GC Column: DB 624 ID: .18

Extraction Method: 5030B/8260B

Instrument ID: UX11

Level: (low/med) LOW

THIS METHOD BLANK APPLIES TO THE FOLLOWING SAMPLES, LCS, LCSD, MS , MSD:

	CLIENT ID.	SAMPLE WORK ORDER #	LAB FILE ID	DATE ANALYZED	TIME ANALYZED
01	INTRA-LAB QC	LHJ941AA	UXJ3752.D	08/10/09	11:38
02	LAB MS/MSD	LHJ941FA S	UXJ3770.D	08/10/09	18:44
03	LAB MS/MSD	LHJ941FC D	UXJ3771.D	08/10/09	19:08
04	TB-080309	LHKK31AA	UXJ3764.D	08/10/09	16:22
05	MRC-MW60A-080309	LHKK61AA	UXJ3750.D	08/10/09	10:51
06	MRC-MW26A-080409	LHKLP1AM	UXJ3765.D	08/10/09	16:46
07	MRC-MW29A-080409	LHKLR1A0	UXJ3766.D	08/10/09	17:10
08	CHECK SAMPLE	LHXNK1AC C	UXJ3747.D	08/10/09	09:38
09	DUPLICATE CHECK	LHXNK1AD L	UXJ3748.D	08/10/09	10:01
10					
11					
12					
13					
14					
15					
16					
17					
18					
19					
20					
21					
22					
23					
24					
25					
26					
27					
28					
29					
30					

COMMENTS:

METHOD BLANK REPORT

GC/MS Volatiles

Client Lot #...: 9H05300 **Work Order #...:** LHXNK1AA **Matrix.....:** WATER
MB Lot-Sample #: A9H110000-189

Prep Date.....: 08/10/09 **Final Wgt/Vol..:** 5 mL
Analysis Date..: 08/10/09 **Prep Batch #...:** 9223189
Dilution Factor: 1 **Initial Wgt/Vol:** 5 mL

PARAMETER	RESULT	REPORTING LIMIT	UNITS	METHOD
Acetone	ND	5.0	ug/L	SW846 8260B
Bromodichloromethane	ND	1.0	ug/L	SW846 8260B
2-Butanone	ND	5.0	ug/L	SW846 8260B
Carbon disulfide	ND	1.0	ug/L	SW846 8260B
Dibromochloromethane	ND	1.0	ug/L	SW846 8260B
1,2-Dibromo-3-chloro-propane	ND	2.0	ug/L	SW846 8260B
1,2-Dibromoethane	ND	1.0	ug/L	SW846 8260B
1,2-Dichlorobenzene	ND	1.0	ug/L	SW846 8260B
1,3-Dichlorobenzene	ND	1.0	ug/L	SW846 8260B
1,4-Dichlorobenzene	ND	1.0	ug/L	SW846 8260B
Dichlorodifluoromethane	ND	1.0	ug/L	SW846 8260B
cis-1,2-Dichloroethene	ND	1.0	ug/L	SW846 8260B
trans-1,2-Dichloroethene	ND	1.0	ug/L	SW846 8260B
Trichlorofluoromethane	ND	1.0	ug/L	SW846 8260B
2-Hexanone	ND	5.0	ug/L	SW846 8260B
Isopropylbenzene	ND	1.0	ug/L	SW846 8260B
4-Methyl-2-pentanone	ND	5.0	ug/L	SW846 8260B
Styrene	ND	1.0	ug/L	SW846 8260B
1,2,4-Trichloro-benzene	**0.22 J**	**1.0**	**ug/L**	**SW846 8260B**
1,1,2-Trichloro-1,2,2-trifluoroethane	ND	1.0	ug/L	SW846 8260B
Xylenes (total)	ND	2.0	ug/L	SW846 8260B
Methyl tert-butyl ether	ND	5.0	ug/L	SW846 8260B
Bromobenzene	ND	1.0	ug/L	SW846 8260B
Bromochloromethane	ND	1.0	ug/L	SW846 8260B
n-Butylbenzene	ND	1.0	ug/L	SW846 8260B
sec-Butylbenzene	ND	1.0	ug/L	SW846 8260B
tert-Butylbenzene	ND	1.0	ug/L	SW846 8260B
2-Chloroethyl vinyl ether	ND	5.0	ug/L	SW846 8260B
2-Chlorotoluene	ND	1.0	ug/L	SW846 8260B
4-Chlorotoluene	ND	1.0	ug/L	SW846 8260B
Dibromomethane	ND	1.0	ug/L	SW846 8260B
1,3-Dichloropropane	ND	1.0	ug/L	SW846 8260B
2,2-Dichloropropane	ND	1.0	ug/L	SW846 8260B
1,1-Dichloropropene	ND	1.0	ug/L	SW846 8260B
Hexachlorobutadiene	ND	1.0	ug/L	SW846 8260B
p-Isopropyltoluene	ND	1.0	ug/L	SW846 8260B
tert-Butyl alcohol	ND	20	ug/L	SW846 8260B
Naphthalene	ND	1.0	ug/L	SW846 8260B

(Continued on next page)

METHOD BLANK REPORT

GC/MS Volatiles

Client Lot #...: 9H05300 **Work Order #...:** LHXNK1AA **Matrix.....:** WATER

PARAMETER	RESULT	REPORTING LIMIT	UNITS	METHOD
n-Propylbenzene	ND	1.0	ug/L	SW846 8260B
1,1,1,2-Tetrachloroethane	ND	1.0	ug/L	SW846 8260B
1,2,3-Trichlorobenzene	ND	1.0	ug/L	SW846 8260B
1,2,3-Trichloropropane	ND	1.0	ug/L	SW846 8260B
1,2,4-Trimethylbenzene	ND	1.0	ug/L	SW846 8260B
Vinyl acetate	ND	2.0	ug/L	SW846 8260B
o-Xylene	ND	1.0	ug/L	SW846 8260B
m-Xylene & p-Xylene	ND	2.0	ug/L	SW846 8260B
1,2,3-Trimethylbenzene	ND	5.0	ug/L	SW846 8260B
Diisopropyl Ether (DIPE)	ND	5.0	ug/L	SW846 8260B
Ethyl-t-Butyl Ether (ETBE	ND	5.0	ug/L	SW846 8260B
Tert-amyl methyl ether (T	ND	5.0	ug/L	SW846 8260B
Benzene	ND	1.0	ug/L	SW846 8260B
Bromoform	ND	1.0	ug/L	SW846 8260B
Bromomethane	ND	1.0	ug/L	SW846 8260B
Carbon tetrachloride	ND	1.0	ug/L	SW846 8260B
Chlorobenzene	ND	1.0	ug/L	SW846 8260B
Chloroethane	ND	1.0	ug/L	SW846 8260B
Chloroform	ND	1.0	ug/L	SW846 8260B
Chloromethane	ND	1.0	ug/L	SW846 8260B
1,1-Dichloroethane	ND	1.0	ug/L	SW846 8260B
1,2-Dichloroethane	ND	1.0	ug/L	SW846 8260B
1,1-Dichloroethene	ND	1.0	ug/L	SW846 8260B
1,2-Dichloropropane	ND	1.0	ug/L	SW846 8260B
cis-1,3-Dichloropropene	ND	1.0	ug/L	SW846 8260B
trans-1,3-Dichloropropene	ND	1.0	ug/L	SW846 8260B
Ethylbenzene	ND	1.0	ug/L	SW846 8260B
Methylene chloride	ND	1.0	ug/L	SW846 8260B
1,1,2,2-Tetrachloroethane	ND	1.0	ug/L	SW846 8260B
Tetrachloroethene	ND	1.0	ug/L	SW846 8260B
Toluene	ND	1.0	ug/L	SW846 8260B
1,1,1-Trichloroethane	ND	1.0	ug/L	SW846 8260B
Trichloroethene	ND	1.0	ug/L	SW846 8260B
Vinyl chloride	ND	1.0	ug/L	SW846 8260B

SURROGATE	PERCENT RECOVERY	RECOVERY LIMITS
Dibromofluoromethane	90	(73 - 122)
1,2-Dichloroethane-d4	88	(61 - 128)
Toluene-d8	89	(76 - 110)
4-Bromofluorobenzene	84	(74 - 116)

NOTE(S):

Calculations are performed before rounding to avoid round-off errors in calculated results.

J Estimated result. Result is less than RL.

Tetra Tech NUS, Inc

Method Blank Report

GC/MS Volatiles

Lot-Sample #: A9H110000-189 B **Work Order #:** LHXNK1AA **Matrix:** WATER

MASS SPECTROMETER/DATA SYSTEM (MSDS) TENTATIVELY IDENTIFIED COMPOUNDS

PARAMETER	CAS #	ESTIMATED RESULT	RETENTION TIME	UNITS
None				ug/L

SW846 8260B METHOD BLANK SUMMARY

BLANK WORKORDER NO.: LH0FL1AA

Lab Name: TestAmerica Laboratories, Inc.

Lab Code: TALCAN

SDG Number: 9H05300

Lab File ID: UXC4379.D

Lot Number: A9H050300

Date Analyzed: 08/11/09

Time Analyzed: 12:18

Matrix: WATER

Date Extracted: 08/11/09

GC Column: DB624 ID: .18

Extraction Method: 5030B/8260B

Instrument ID: UX15

Level: (low/med) LOW

THIS METHOD BLANK APPLIES TO THE FOLLOWING SAMPLES, LCS, LCSD, MS , MSD:

	CLIENT ID.	SAMPLE WORK ORDER #	LAB FILE ID	DATE ANALYZED	TIME ANALYZED
01	MRC-MW30A-080409	LHKLV1AA	UXC4389.D	08/11/09	16:12
02	CHECK SAMPLE	LH0FL1AC C	UXC4377.D	08/11/09	11:32
03	DUPLICATE CHECK	LH0FL1AD L	UXC4378.D	08/11/09	11:55
04					
05					
06					
07					
08					
09					
10					
11					
12					
13					
14					
15					
16					
17					
18					
19					
20					
21					
22					
23					
24					
25					
26					
27					
28					
29					
30					

COMMENTS:

FORM IV

METHOD BLANK REPORT

GC/MS Volatiles

Client Lot #...: 9H05300 **Work Order #...:** LH0FL1AA **Matrix.....:** WATER
MB Lot-Sample #: A9H110000-362

Prep Date.....: 08/11/09 **Final Wgt/Vol..:** 5 mL
Analysis Date..: 08/11/09 **Prep Batch #...:** 9223362
Dilution Factor: 1 **Initial Wgt/Vol:** 5 mL

PARAMETER	RESULT	REPORTING LIMIT	UNITS	METHOD
trans-1,2-Dichloroethene	ND	1.0	ug/L	SW846 8260B
1,2,3-Trichlorobenzene	ND	1.0	ug/L	SW846 8260B
Acetone	ND	5.0	ug/L	SW846 8260B
Bromodichloromethane	ND	1.0	ug/L	SW846 8260B
2-Butanone	ND	5.0	ug/L	SW846 8260B
Carbon disulfide	ND	1.0	ug/L	SW846 8260B
Dibromochloromethane	ND	1.0	ug/L	SW846 8260B
1,2-Dibromo-3-chloro-propane	ND	2.0	ug/L	SW846 8260B
1,2-Dibromoethane	ND	1.0	ug/L	SW846 8260B
1,2-Dichlorobenzene	ND	1.0	ug/L	SW846 8260B
1,3-Dichlorobenzene	ND	1.0	ug/L	SW846 8260B
1,4-Dichlorobenzene	ND	1.0	ug/L	SW846 8260B
Dichlorodifluoromethane	ND	1.0	ug/L	SW846 8260B
cis-1,2-Dichloroethene	ND	1.0	ug/L	SW846 8260B
Trichlorofluoromethane	ND	1.0	ug/L	SW846 8260B
2-Hexanone	ND	5.0	ug/L	SW846 8260B
Isopropylbenzene	ND	1.0	ug/L	SW846 8260B
4-Methyl-2-pentanone	ND	5.0	ug/L	SW846 8260B
Styrene	ND	1.0	ug/L	SW846 8260B
1,2,4-Trichloro-benzene	ND	1.0	ug/L	SW846 8260B
Xylenes (total)	ND	2.0	ug/L	SW846 8260B
Methyl tert-butyl ether	ND	5.0	ug/L	SW846 8260B
1,1,2-Trichloro-1,2,2-trifluoroethane	ND	1.0	ug/L	SW846 8260B
1,2,4-Trimethylbenzene	ND	1.0	ug/L	SW846 8260B
o-Xylene	ND	1.0	ug/L	SW846 8260B
m-Xylene & p-Xylene	ND	2.0	ug/L	SW846 8260B
1,2,3-Trimethylbenzene	ND	5.0	ug/L	SW846 8260B
Diisopropyl Ether (DIPE)	ND	5.0	ug/L	SW846 8260B
Ethyl-t-Butyl Ether (ETBE	ND	5.0	ug/L	SW846 8260B
Tert-amyl methyl ether (T	ND	5.0	ug/L	SW846 8260B
Dibromomethane	ND	1.0	ug/L	SW846 8260B
1,1,1,2-Tetrachloroethane	ND	1.0	ug/L	SW846 8260B
1,2,3-Trichloropropane	ND	1.0	ug/L	SW846 8260B
Vinyl acetate	ND	2.0	ug/L	SW846 8260B
Bromobenzene	ND	1.0	ug/L	SW846 8260B
Bromochloromethane	ND	1.0	ug/L	SW846 8260B
n-Butylbenzene	ND	1.0	ug/L	SW846 8260B
sec-Butylbenzene	ND	1.0	ug/L	SW846 8260B

(Continued on next page)

METHOD BLANK REPORT

GC/MS Volatiles

Client Lot #...: 9H05300 **Work Order #...:** LH0FL1AA **Matrix.....:** WATER

PARAMETER	RESULT	REPORTING LIMIT	UNITS	METHOD
tert-Butylbenzene	ND	1.0	ug/L	SW846 8260B
2-Chloroethyl vinyl ether	ND	5.0	ug/L	SW846 8260B
2-Chlorotoluene	ND	1.0	ug/L	SW846 8260B
4-Chlorotoluene	ND	1.0	ug/L	SW846 8260B
1,3-Dichloropropane	ND	1.0	ug/L	SW846 8260B
2,2-Dichloropropane	ND	1.0	ug/L	SW846 8260B
1,1-Dichloropropene	ND	1.0	ug/L	SW846 8260B
Hexachlorobutadiene	ND	1.0	ug/L	SW846 8260B
p-Isopropyltoluene	ND	1.0	ug/L	SW846 8260B
tert-Butyl alcohol	ND	20	ug/L	SW846 8260B
Naphthalene	ND	1.0	ug/L	SW846 8260B
n-Propylbenzene	ND	1.0	ug/L	SW846 8260B
Benzene	ND	1.0	ug/L	SW846 8260B
Bromoform	ND	1.0	ug/L	SW846 8260B
Bromomethane	ND	1.0	ug/L	SW846 8260B
Carbon tetrachloride	ND	1.0	ug/L	SW846 8260B
Chlorobenzene	ND	1.0	ug/L	SW846 8260B
Chloroethane	ND	1.0	ug/L	SW846 8260B
Chloroform	ND	1.0	ug/L	SW846 8260B
Chloromethane	ND	1.0	ug/L	SW846 8260B
1,1-Dichloroethane	ND	1.0	ug/L	SW846 8260B
1,2-Dichloroethane	ND	1.0	ug/L	SW846 8260B
1,1-Dichloroethene	ND	1.0	ug/L	SW846 8260B
1,2-Dichloropropane	ND	1.0	ug/L	SW846 8260B
cis-1,3-Dichloropropene	ND	1.0	ug/L	SW846 8260B
trans-1,3-Dichloropropene	ND	1.0	ug/L	SW846 8260B
Ethylbenzene	ND	1.0	ug/L	SW846 8260B
Methylene chloride	**0.52 J**	**1.0**	**ug/L**	**SW846 8260B**
1,1,2,2-Tetrachloroethane	ND	1.0	ug/L	SW846 8260B
Tetrachloroethene	ND	1.0	ug/L	SW846 8260B
Toluene	ND	1.0	ug/L	SW846 8260B
1,1,1-Trichloroethane	ND	1.0	ug/L	SW846 8260B
Trichloroethene	ND	1.0	ug/L	SW846 8260B
Vinyl chloride	ND	1.0	ug/L	SW846 8260B

SURROGATE	PERCENT RECOVERY	RECOVERY LIMITS
Dibromofluoromethane	88	(73 - 122)
1,2-Dichloroethane-d4	89	(61 - 128)
Toluene-d8	89	(76 - 110)
4-Bromofluorobenzene	85	(74 - 116)

NOTE(S):

Calculations are performed before rounding to avoid round-off errors in calculated results.

J Estimated result. Result is less than RL.

Tetra Tech NUS, Inc

Method Blank Report

GC/MS Volatiles

Lot-Sample #: A9H110000-362 B **Work Order #:** LH0FL1AA **Matrix:** WATER

MASS SPECTROMETER/DATA SYSTEM (MSDS) TENTATIVELY IDENTIFIED COMPOUNDS

PARAMETER	CAS #	ESTIMATED RESULT	RETENTION TIME	UNITS
None				ug/L

SW846 8260B METHOD BLANK SUMMARY

BLANK WORKORDER NO.: LH9HG1AA

Lab Name: TestAmerica Laboratories, Inc.

Lab Code: TALCAN

SDG Number: 9H05300

Lab File ID: UXC4464.D

Lot Number: A9H080141

Date Analyzed: 08/14/09

Time Analyzed: 11:52

Matrix: WATER

Date Extracted: 08/14/09

GC Column: DB624 ID: .18

Extraction Method: 5030B/8260B

Instrument ID: UX15

Level: (low/med) LOW

THIS METHOD BLANK APPLIES TO THE FOLLOWING SAMPLES, LCS, LCSD, MS , MSD:

	CLIENT ID.	SAMPLE WORK ORDER #	LAB FILE ID	DATE ANALYZED	TIME ANALYZED
01	MRC-MW72B-080709	LHT6R1AA	UXC4465.D	08/14/09	12:15
02	INTRA-LAB QC	LH2FP1AA	UXC4484.D	08/14/09	19:38
03	LAB MS/MSD	LH2FP1AC S	UXC4485.D	08/14/09	20:01
04	LAB MS/MSD	LH2FP1AD D	UXC4486.D	08/14/09	20:25
05	CHECK SAMPLE	LH9HG1AC C	UXC4462.D	08/14/09	11:05
06	DUPLICATE CHECK	LH9HG1AD L	UXC4463.D	08/14/09	11:29
07					
08					
09					
10					
11					
12					
13					
14					
15					
16					
17					
18					
19					
20					
21					
22					
23					
24					
25					
26					
27					
28					
29					
30					

COMMENTS:

FORM IV

METHOD BLANK REPORT

GC/MS Volatiles

Client Lot #...: 9H05300 **Work Order #...:** LH9HG1AA **Matrix.....:** WATER
MB Lot-Sample #: A9H170000-222

Prep Date.....: 08/14/09 **Final Wgt/Vol..:** 5 mL
Analysis Date..: 08/14/09 **Prep Batch #...:** 9229222
Dilution Factor: 1 **Initial Wgt/Vol:** 5 mL

PARAMETER	RESULT	REPORTING LIMIT	UNITS	METHOD
1,2-Dichlorobenzene	ND	1.0	ug/L	SW846 8260B
1,3-Dichlorobenzene	ND	1.0	ug/L	SW846 8260B
2-Butanone	ND	5.0	ug/L	SW846 8260B
n-Butylbenzene	ND	1.0	ug/L	SW846 8260B
sec-Butylbenzene	ND	1.0	ug/L	SW846 8260B
tert-Butylbenzene	ND	1.0	ug/L	SW846 8260B
Carbon disulfide	ND	1.0	ug/L	SW846 8260B
Dibromochloromethane	ND	1.0	ug/L	SW846 8260B
1,2-Dibromo-3-chloro-propane	ND	2.0	ug/L	SW846 8260B
2-Chloroethyl vinyl ether	ND	5.0	ug/L	SW846 8260B
2-Chlorotoluene	ND	1.0	ug/L	SW846 8260B
4-Chlorotoluene	ND	1.0	ug/L	SW846 8260B
1,2-Dibromoethane	ND	1.0	ug/L	SW846 8260B
Dibromomethane	ND	1.0	ug/L	SW846 8260B
Acetone	ND	5.0	ug/L	SW846 8260B
Bromobenzene	ND	1.0	ug/L	SW846 8260B
Bromochloromethane	ND	1.0	ug/L	SW846 8260B
Bromodichloromethane	ND	1.0	ug/L	SW846 8260B
1,4-Dichlorobenzene	ND	1.0	ug/L	SW846 8260B
Dichlorodifluoromethane	ND	1.0	ug/L	SW846 8260B
cis-1,2-Dichloroethene	ND	1.0	ug/L	SW846 8260B
trans-1,2-Dichloroethene	ND	1.0	ug/L	SW846 8260B
1,3-Dichloropropane	ND	1.0	ug/L	SW846 8260B
2,2-Dichloropropane	ND	1.0	ug/L	SW846 8260B
1,1-Dichloropropene	ND	1.0	ug/L	SW846 8260B
Trichlorofluoromethane	ND	1.0	ug/L	SW846 8260B
Hexachlorobutadiene	ND	1.0	ug/L	SW846 8260B
2-Hexanone	ND	5.0	ug/L	SW846 8260B
Isopropylbenzene	ND	1.0	ug/L	SW846 8260B
p-Isopropyltoluene	ND	1.0	ug/L	SW846 8260B
tert-Butyl alcohol	ND	20	ug/L	SW846 8260B
4-Methyl-2-pentanone	ND	5.0	ug/L	SW846 8260B
Naphthalene	ND	1.0	ug/L	SW846 8260B
n-Propylbenzene	ND	1.0	ug/L	SW846 8260B
Styrene	ND	1.0	ug/L	SW846 8260B
1,1,1,2-Tetrachloroethane	ND	1.0	ug/L	SW846 8260B
1,2,3-Trichlorobenzene	ND	1.0	ug/L	SW846 8260B
1,2,4-Trichloro-benzene	ND	1.0	ug/L	SW846 8260B
1,2,3-Trichloropropane	ND	1.0	ug/L	SW846 8260B

(Continued on next page)

METHOD BLANK REPORT

GC/MS Volatiles

Client Lot #...: 9H05300 **Work Order #...:** LH9HG1AA **Matrix.....:** WATER

PARAMETER	RESULT	REPORTING LIMIT	UNITS	METHOD
1,1,2-Trichloro-1,2,2-trifluoroethane	ND	1.0	ug/L	SW846 8260B
1,2,4-Trimethylbenzene	ND	1.0	ug/L	SW846 8260B
Vinyl acetate	ND	2.0	ug/L	SW846 8260B
o-Xylene	ND	1.0	ug/L	SW846 8260B
Xylenes (total)	ND	2.0	ug/L	SW846 8260B
Methyl tert-butyl ether	ND	5.0	ug/L	SW846 8260B
m-Xylene & p-Xylene	ND	2.0	ug/L	SW846 8260B
1,2,3-Trimethylbenzene	ND	5.0	ug/L	SW846 8260B
Diisopropyl Ether (DIPE)	ND	5.0	ug/L	SW846 8260B
Ethyl-t-Butyl Ether (ETBE	ND	5.0	ug/L	SW846 8260B
Tert-amyl methyl ether (T	ND	5.0	ug/L	SW846 8260B
Benzene	ND	1.0	ug/L	SW846 8260B
Bromoform	ND	1.0	ug/L	SW846 8260B
Bromomethane	ND	1.0	ug/L	SW846 8260B
Carbon tetrachloride	ND	1.0	ug/L	SW846 8260B
Chlorobenzene	ND	1.0	ug/L	SW846 8260B
Chloroethane	ND	1.0	ug/L	SW846 8260B
Chloroform	ND	1.0	ug/L	SW846 8260B
Chloromethane	ND	1.0	ug/L	SW846 8260B
1,1-Dichloroethane	ND	1.0	ug/L	SW846 8260B
1,2-Dichloroethane	ND	1.0	ug/L	SW846 8260B
1,1-Dichloroethene	ND	1.0	ug/L	SW846 8260B
1,2-Dichloropropane	ND	1.0	ug/L	SW846 8260B
cis-1,3-Dichloropropene	ND	1.0	ug/L	SW846 8260B
trans-1,3-Dichloropropene	ND	1.0	ug/L	SW846 8260B
Ethylbenzene	ND	1.0	ug/L	SW846 8260B
Methylene chloride	**0.58 J**	**1.0**	**ug/L**	**SW846 8260B**
1,1,2,2-Tetrachloroethane	ND	1.0	ug/L	SW846 8260B
Tetrachloroethene	ND	1.0	ug/L	SW846 8260B
Toluene	ND	1.0	ug/L	SW846 8260B
1,1,1-Trichloroethane	ND	1.0	ug/L	SW846 8260B
Trichloroethene	ND	1.0	ug/L	SW846 8260B
Vinyl chloride	ND	1.0	ug/L	SW846 8260B

SURROGATE	PERCENT RECOVERY	RECOVERY LIMITS
Dibromofluoromethane	96	(73 - 122)
1,2-Dichloroethane-d4	99	(61 - 128)
Toluene-d8	89	(76 - 110)
4-Bromofluorobenzene	82	(74 - 116)

NOTE(S):

Calculations are performed before rounding to avoid round-off errors in calculated results.

J Estimated result. Result is less than RL.

Tetra Tech NUS, Inc

Method Blank Report

GC/MS Volatiles

Lot-Sample #: A9H170000-222 B **Work Order #:** LH9HG1AA **Matrix:** WATER

MASS SPECTROMETER/DATA SYSTEM (MSDS) TENTATIVELY IDENTIFIED COMPOUNDS

PARAMETER	CAS #	ESTIMATED RESULT	RETENTION TIME	UNITS
None				ug/L

SW846 8260B METHOD BLANK SUMMARY

BLANK WORKORDER NO.: LH4681AA

Lab Name: TestAmerica Laboratories, Inc.

Lab Code: TALCAN

SDG Number: 9H05300

Lab File ID: UXM9720.D

Lot Number: A9H070192

Date Analyzed: 08/12/09

Time Analyzed: 17:19

Matrix: WATER

Date Extracted: 08/12/09

GC Column: DB624 ID: .18

Extraction Method: 5030B/8260B

Instrument ID: UX16

Level: (low/med) LOW

THIS METHOD BLANK APPLIES TO THE FOLLOWING SAMPLES, LCS, LCSD, MS , MSD:

	CLIENT ID.	SAMPLE WORK ORDER #	LAB FILE ID	DATE ANALYZED	TIME ANALYZED
01	TB-080509	LHRQF1AA	UXM9727.D	08/12/09	19:44
02	MRC-MW50A-080509	LHRQM1AA	UXM9728.D	08/12/09	20:05
03	MRC-MW44A-080509	LHRQ01AA	UXM9729.D	08/12/09	20:26
04	MRC-MW63A-080509	LHRQ91AM	UXM9730.D	08/12/09	20:47
05	MRC-MW25A-080609	LHRRD1AA	UXM9731.D	08/12/09	21:08
06	MRC-MW24A-080609	LHRTP1AM	UXM9732.D	08/12/09	21:28
07	CHECK SAMPLE	LH4681AC C	UXM9718.D	08/12/09	16:39
08	DUPLICATE CHECK	LH4681AD L	UXM9719.D	08/12/09	16:59
09					
10					
11					
12					
13					
14					
15					
16					
17					
18					
19					
20					
21					
22					
23					
24					
25					
26					
27					
28					
29					
30					

COMMENTS:

FORM IV

SW846 8260B METHOD BLANK SUMMARY

BLANK WORKORDER NO.: LH4681AA

Lab Name: TestAmerica Laboratories, Inc.

Lab Code: TALCAN

SDG Number: 9H05300

Lab File ID: UXM9720.D

Lot Number: A9H080141

Date Analyzed: 08/12/09

Time Analyzed: 17:19

Matrix: WATER

Date Extracted: 08/12/09

GC Column: DB624 ID: .18

Extraction Method: 5030B/8260B

Instrument ID: UX16

Level: (low/med) LOW

THIS METHOD BLANK APPLIES TO THE FOLLOWING SAMPLES, LCS, LCSD, MS , MSD:

	CLIENT ID.	SAMPLE WORK ORDER #	LAB FILE ID	DATE ANALYZED	TIME ANALYZED
01	TB-080709	LHT6H1AA	UXM9735.D	08/12/09	22:30
02	MRC-MW70A-080709	LHT6L1AA	UXM9736.D	08/12/09	22:51
03	MRC-MW70B-080709	LHT6P1AM	UXM9737.D	08/12/09	23:11
04	CHECK SAMPLE	LH4681AC C	UXM9718.D	08/12/09	16:39
05	DUPLICATE CHECK	LH4681AD L	UXM9719.D	08/12/09	16:59
06					
07					
08					
09					
10					
11					
12					
13					
14					
15					
16					
17					
18					
19					
20					
21					
22					
23					
24					
25					
26					
27					
28					
29					
30					

COMMENTS:

FORM IV

METHOD BLANK REPORT

GC/MS Volatiles

Client Lot #...: 9H05300 **Work Order #...:** LH4681AA **Matrix.....:** WATER
MB Lot-Sample #: A9H130000-372

Prep Date.....: 08/12/09 **Final Wgt/Vol..:** 5 mL
Analysis Date..: 08/12/09 **Prep Batch #...:** 9225372
Dilution Factor: 1 **Initial Wgt/Vol:** 5 mL

PARAMETER	RESULT	REPORTING LIMIT	UNITS	METHOD
Acetone	**2.1 J**	**5.0**	**ug/L**	**SW846 8260B**
Bromodichloromethane	ND	1.0	ug/L	SW846 8260B
2-Butanone	ND	5.0	ug/L	SW846 8260B
Carbon disulfide	ND	1.0	ug/L	SW846 8260B
Dibromochloromethane	ND	1.0	ug/L	SW846 8260B
1,2-Dibromo-3-chloro-propane	ND	2.0	ug/L	SW846 8260B
1,2-Dibromoethane	ND	1.0	ug/L	SW846 8260B
1,2-Dichlorobenzene	ND	1.0	ug/L	SW846 8260B
1,3-Dichlorobenzene	ND	1.0	ug/L	SW846 8260B
1,4-Dichlorobenzene	ND	1.0	ug/L	SW846 8260B
Dichlorodifluoromethane	ND	1.0	ug/L	SW846 8260B
cis-1,2-Dichloroethene	ND	1.0	ug/L	SW846 8260B
trans-1,2-Dichloroethene	ND	1.0	ug/L	SW846 8260B
Trichlorofluoromethane	ND	1.0	ug/L	SW846 8260B
2-Hexanone	ND	5.0	ug/L	SW846 8260B
Isopropylbenzene	ND	1.0	ug/L	SW846 8260B
4-Methyl-2-pentanone	ND	5.0	ug/L	SW846 8260B
Styrene	ND	1.0	ug/L	SW846 8260B
1,2,4-Trichloro-benzene	**0.28 J**	**1.0**	**ug/L**	**SW846 8260B**
1,1,2-Trichloro-1,2,2-trifluoroethane	ND	1.0	ug/L	SW846 8260B
Xylenes (total)	ND	2.0	ug/L	SW846 8260B
Methyl tert-butyl ether	ND	5.0	ug/L	SW846 8260B
Bromobenzene	ND	1.0	ug/L	SW846 8260B
Bromochloromethane	ND	1.0	ug/L	SW846 8260B
n-Butylbenzene	ND	1.0	ug/L	SW846 8260B
sec-Butylbenzene	ND	1.0	ug/L	SW846 8260B
tert-Butylbenzene	ND	1.0	ug/L	SW846 8260B
2-Chloroethyl vinyl ether	ND	5.0	ug/L	SW846 8260B
2-Chlorotoluene	ND	1.0	ug/L	SW846 8260B
4-Chlorotoluene	ND	1.0	ug/L	SW846 8260B
Dibromomethane	ND	1.0	ug/L	SW846 8260B
1,3-Dichloropropane	ND	1.0	ug/L	SW846 8260B
2,2-Dichloropropane	ND	1.0	ug/L	SW846 8260B
1,1-Dichloropropene	ND	1.0	ug/L	SW846 8260B
Hexachlorobutadiene	**0.57 J**	**1.0**	**ug/L**	**SW846 8260B**
p-Isopropyltoluene	ND	1.0	ug/L	SW846 8260B
tert-Butyl alcohol	**22**	**20**	**ug/L**	**SW846 8260B**
Naphthalene	ND	1.0	ug/L	SW846 8260B

(Continued on next page)

METHOD BLANK REPORT

GC/MS Volatiles

Client Lot #...: 9H05300 **Work Order #...:** LH4681AA **Matrix.....:** WATER

PARAMETER	RESULT	REPORTING LIMIT	UNITS	METHOD
n-Propylbenzene	ND	1.0	ug/L	SW846 8260B
1,1,1,2-Tetrachloroethane	ND	1.0	ug/L	SW846 8260B
1,2,3-Trichlorobenzene	0.50 J	**1.0**	**ug/L**	**SW846 8260B**
1,2,3-Trichloropropane	ND	1.0	ug/L	SW846 8260B
1,2,4-Trimethylbenzene	ND	1.0	ug/L	SW846 8260B
Vinyl acetate	ND	2.0	ug/L	SW846 8260B
o-Xylene	ND	1.0	ug/L	SW846 8260B
m-Xylene & p-Xylene	ND	2.0	ug/L	SW846 8260B
1,2,3-Trimethylbenzene	ND	5.0	ug/L	SW846 8260B
Diisopropyl Ether (DIPE)	ND	5.0	ug/L	SW846 8260B
Ethyl-t-Butyl Ether (ETBE	ND	5.0	ug/L	SW846 8260B
Tert-amyl methyl ether (T	0.21 J	**5.0**	**ug/L**	**SW846 8260B**
Benzene	ND	1.0	ug/L	SW846 8260B
Bromoform	ND	1.0	ug/L	SW846 8260B
Bromomethane	ND	1.0	ug/L	SW846 8260B
Carbon tetrachloride	ND	1.0	ug/L	SW846 8260B
Chlorobenzene	ND	1.0	ug/L	SW846 8260B
Chloroethane	ND	1.0	ug/L	SW846 8260B
Chloroform	ND	1.0	ug/L	SW846 8260B
Chloromethane	ND	1.0	ug/L	SW846 8260B
1,1-Dichloroethane	ND	1.0	ug/L	SW846 8260B
1,2-Dichloroethane	ND	1.0	ug/L	SW846 8260B
1,1-Dichloroethene	ND	1.0	ug/L	SW846 8260B
1,2-Dichloropropane	ND	1.0	ug/L	SW846 8260B
cis-1,3-Dichloropropene	ND	1.0	ug/L	SW846 8260B
trans-1,3-Dichloropropene	ND	1.0	ug/L	SW846 8260B
Ethylbenzene	ND	1.0	ug/L	SW846 8260B
Methylene chloride	ND	1.0	ug/L	SW846 8260B
1,1,2,2-Tetrachloroethane	ND	1.0	ug/L	SW846 8260B
Tetrachloroethene	ND	1.0	ug/L	SW846 8260B
Toluene	ND	1.0	ug/L	SW846 8260B
1,1,1-Trichloroethane	ND	1.0	ug/L	SW846 8260B
Trichloroethene	ND	1.0	ug/L	SW846 8260B
Vinyl chloride	ND	1.0	ug/L	SW846 8260B

SURROGATE	PERCENT RECOVERY	RECOVERY LIMITS
Dibromofluoromethane	95	(73 - 122)
1,2-Dichloroethane-d4	92	(61 - 128)
Toluene-d8	93	(76 - 110)
4-Bromofluorobenzene	97	(74 - 116)

NOTE(S):

Calculations are performed before rounding to avoid round-off errors in calculated results.

J Estimated result. Result is less than RL.

Tetra Tech NUS, Inc

Method Blank Report

GC/MS Volatiles

Lot-Sample #: A9H130000-372 B **Work Order #:** LH4681AA **Matrix:** WATER

MASS SPECTROMETER/DATA SYSTEM (MSDS) TENTATIVELY IDENTIFIED COMPOUNDS

PARAMETER	CAS #	ESTIMATED RESULT	RETENTION TIME	UNITS
None				ug/L

5B

SEMIVOLATILE ORGANIC INSTRUMENT PERFORMANCE CHECK
DECAFLUOROTRIPHENYLPHOSPHINE (DFTPP)

Lab Name: NORTH CANTON Contract:

Lab Code: TACAN Case No.: SAS No.: SDG No.: 9H05300

Lab File ID: 2DF0812 DFTPP Injection Date: 08/12/09

Instrument ID: A4AG2 DFTPP Injection Time: 1200

m/e	ION ABUNDANCE CRITERIA	% RELATIVE ABUNDANCE
51	30.0 - 80.0% of mass 198	53.3
68	Less than 2.0% of mass 69	0.7 (1.4)1
69	Mass 69 relative abundance	53.3
70	Less than 2.0% of mass 69	0.4 (0.7)1
127	25.0 - 75.0% of mass 198	60.8
197	Less than 1.0% of mass 198	0.3
198	Base Peak, 100% relative abundance	100.0
199	5.0 to 9.0% of mass 198	6.7
275	10.0 - 30.0% of mass 198	27.1
365	Greater than 0.75% of mass 198	5.23
441	Present, but less than mass 443	11.9
442	40.0 - 110.0% of mass 198	79.0
443	15.0 - 24.0% of mass 442	15.1 (19.1)2

1-Value is % mass 69 2-Value is % mass 442

THIS CHECK APPLIES TO THE FOLLOWING SAMPLES, MS, MSD, BLANKS, AND STANDARDS:

	EPA SAMPLE NO.	LAB SAMPLE ID	LAB FILE ID	DATE ANALYZED	TIME ANALYZED
01	SSTD009	L9	2SHHH0812	08/12/09	1211
02	SSTD008	L8	2SHH0812	08/12/09	1228
03	SSTD007	L7	2SH0812	08/12/09	1246
04	SSTD006	L6	2SMH0812	08/12/09	1303
05	SSTD005	L5	2SMM0812	08/12/09	1321
06	SSTD004	L4	2SM0812	08/12/09	1339
07	SSTD003	L3	2SML0812	08/12/09	1356
08	SSTD002	L2	2SL0812	08/12/09	1414
09	SSTD001	L1	2SLL0812	08/12/09	1431
10	LHVHQBLK	LHVHQ1AA	LHVHQ1AA	08/12/09	1744
11	LHVHQCHK	LHVHQ1AC	LHVHQ1AC	08/12/09	1802
12	LHVHQCKDUP	LHVHQ1AD	LHVHQ1AD	08/12/09	1819
13					
14					
15					
16					
17					
18					
19					
20					
21					
22					

TestAmerica North Canton

INITIAL CALIBRATION DATA

Start Cal Date : 12-AUG-2009 12:11
End Cal Date : 14-AUG-2009 22:14
Quant Method : ISTD
Origin : Disabled
Target Version : 4.14
Integrator : HP RTE
Method file : \\cansvr11\dd\chem\MSS\a4ag2.i\90814A.b\8270C-625.m
Last Edit : 15-Aug-2009 07:22 hulat
Curve Type : Average

Calibration File Names:
Level 1: \\cansvr11\dd\chem\MSS\a4ag2.i\90814A.b\2SLL0814.D
Level 2: \\cansvr11\dd\chem\MSS\a4ag2.i\90814A.b\2TL0814.D
Level 3: \\cansvr11\dd\chem\MSS\a4ag2.i\90814A.b\2TML0814.D
Level 4: \\cansvr11\dd\chem\MSS\a4ag2.i\90814A.b\2TM0814.D
Level 5: \\cansvr11\dd\chem\MSS\a4ag2.i\90814A.b\2TMM0814.D
Level 6: \\cansvr11\dd\chem\MSS\a4ag2.i\90814A.b\2TMH0814.D
Level 7: \\cansvr11\dd\chem\MSS\a4ag2.i\90814A.b\2TH0814.D
Level 8: \\cansvr11\dd\chem\MSS\a4ag2.i\90814A.b\2THH0814.D
Level 9: \\cansvr11\dd\chem\MSS\a4ag2.i\90814A.b\2THHH0814.D

Compound	0.05000 Level 1	0.25000 Level 2	0.50000 Level 3	1.000 Level 4	2.500 Level 5	5.000 Level 6	RRF	% RSD	
	7.500 Level 7	10.000 Level 8	12.500 Level 9						
198 1,4-Dioxane	+++++	0.52839	0.54500	0.54108	0.55122	0.55614			
	0.57014	0.58174	0.59014				0.55798	3.787	<-
7 N-Nitrosomorpholine	+++++	1.22529	1.02820	1.07390	0.91804	0.90003			
	0.97088	0.97340	0.97058				1.00754	10.321	<-
8 Ethyl methanesulfonate	+++++	1.60515	1.28495	1.26605	1.06565	1.07636			
	1.14867	1.13790	1.09742				1.21027	14.821	<-
9 Pyridine	+++++	1.32953	1.27812	1.34577	1.38551	1.44158			
	1.50631	1.53616	1.54689				1.42123	7.161	<-
10 N-Nitrosodimethylamine	+++++	0.77015	0.79610	0.76295	0.76681	0.77714			
	0.79616	0.77296	0.82862				0.78386	2.805	<-
11 Ethyl methacrylate	+++++	+++++	+++++	+++++	+++++	+++++			
	+++++	+++++	+++++				+++++	+++++	<-
12 3-Chloropropionitrile	+++++	0.71600	0.71991	0.71115	0.74095	0.73358			
	0.79866	0.75400	0.77380				0.74351	4.109	<-
13 Malononitrile	+++++	+++++	+++++	+++++	+++++	+++++			
	+++++	+++++	+++++				+++++	+++++	<-

5B

SEMIVOLATILE ORGANIC INSTRUMENT PERFORMANCE CHECK
DECAFLUOROTRIPHENYLPHOSPHINE (DFTPP)

Lab Name: NORTH CANTON Contract:

Lab Code: TACAN Case No.: SAS No.: SDG No.: 9H05300

Lab File ID: 2DF0814 DFTPP Injection Date: 08/14/09

Instrument ID: A4AG2 DFTPP Injection Time: 1422

m/e	ION ABUNDANCE CRITERIA	% RELATIVE ABUNDANCE
51	30.0 - 80.0% of mass 198	48.9
68	Less than 2.0% of mass 69	0.8 (1.5)1
69	Mass 69 relative abundance	50.4
70	Less than 2.0% of mass 69	0.3 (0.5)1
127	25.0 - 75.0% of mass 198	58.2
197	Less than 1.0% of mass 198	0.4
198	Base Peak, 100% relative abundance	100.0
199	5.0 to 9.0% of mass 198	6.9
275	10.0 - 30.0% of mass 198	27.8
365	Greater than 0.75% of mass 198	4.96
441	Present, but less than mass 443	11.7
442	40.0 - 110.0% of mass 198	82.4
443	15.0 - 24.0% of mass 442	15.9 (19.3)2

1-Value is % mass 69 2-Value is % mass 442

THIS CHECK APPLIES TO THE FOLLOWING SAMPLES, MS, MSD, BLANKS, AND STANDARDS:

	EPA SAMPLE NO.	LAB SAMPLE ID	LAB FILE ID	DATE ANALYZED	TIME ANALYZED
01	SSTD009	L9	2SHHH0814	08/14/09	1952
02	SSTD008	L8	2SHH0814	08/14/09	2010
03	SSTD007	L7	2SH0814	08/14/09	2028
04	SSTD006	L6	2SMH0814	08/14/09	2045
05	SSTD005	L5	2SMM0814	08/14/09	2103
06	SSTD004	L4	2SM0814	08/14/09	2121
07	SSTD003	L3	2SML0814	08/14/09	2139
08	SSTD002	L2	2SL0814	08/14/09	2156
09	SSTD001	L1	2SLL0814	08/14/09	2214
10					
11					
12					
13					
14					
15					
16					
17					
18					
19					
20					
21					
22					

TestAmerica North Canton

CONTINUING CALIBRATION COMPOUNDS

Instrument ID: a4ag2.i Injection Date: 14-AUG-2009 22:32
Lab File ID: ICVTCL.D Init. Cal. Date(s): 12-AUG-2009 14-AUG-2009
Analysis Type: Init. Cal. Times: 12:11 22:14
Lab Sample ID: ICVTCL Quant Type: ISTD
Method: \\cansvr11\dd\chem\MSS\a4ag2.i\90814A.b\8270C-625.m

COMPOUND	RRF / AMOUNT	RF5	CCAL RRF5	MIN RRF	%D / %DRIFT	MAX %D / %DRIFT	CURVE TYPE
198 1,4-Dioxane	0.55798	0.59850	0.59850	0.010	-7.26159	50.00000	Averaged
9 Pyridine	1.42123	1.48803	1.48803	0.010	-4.69994	50.00000	Averaged
10 N-Nitrosodimethylamine	0.78386	0.78517	0.78517	0.010	-0.16755	50.00000	Averaged
12 3-Chloropropionitrile	0.74351	0.73874	0.73874	0.010	0.64089	50.00000	Averaged
209 Benzaldehyde	0.97827	1.02036	1.02036	0.010	-4.30190	50.00000	Averaged
21 Aniline	2.09937	2.08204	2.08204	0.010	0.82545	50.00000	Averaged
22 Phenol	1.80940	1.80730	1.80730	0.010	0.11592	20.00000	Averaged
23 bis(2-Chloroethyl)ether	1.37117	1.30905	1.30905	0.010	4.53018	50.00000	Averaged
24 2-Chlorophenol	1.47780	1.45326	1.45326	0.010	1.66027	50.00000	Averaged
26 1,3-Dichlorobenzene	1.38950	1.36582	1.36582	0.010	1.70436	50.00000	Averaged
27 1,4-Dichlorobenzene	1.32359	1.31755	1.31755	0.010	0.45624	20.00000	Averaged
28 1,2-Dichlorobenzene	1.38690	1.35859	1.35859	0.010	2.04083	50.00000	Averaged
29 Benzyl Alcohol	0.93654	0.94931	0.94931	0.010	-1.36356	50.00000	Averaged
30 2-Methylphenol	1.36425	1.32366	1.32366	0.010	2.97501	50.00000	Averaged
31 bis(2-Chloroisopropyl)ether	1.74598	1.72218	1.72218	0.010	1.36360	50.00000	Averaged
37 Acetophenone	1.93737	1.86414	1.86414	0.010	3.77987	50.00000	Averaged
32 N-Nitroso-di-n-propylamine	1.12422	1.11162	1.11162	0.050	1.12019	50.00000	Averaged
192 4-Methylphenol	1.40452	1.38556	1.38556	0.010	1.34970	50.00000	Averaged
34 Hexachloroethane	0.57302	0.56196	0.56196	0.010	1.92972	50.00000	Averaged
35 Nitrobenzene	0.37829	0.38426	0.38426	0.010	-1.57886	50.00000	Averaged
41 Isophorone	0.68862	0.69577	0.69577	0.010	-1.03831	50.00000	Averaged
42 2-Nitrophenol	5.00000	4.83457	0.20059	0.010	3.30866	0.000e+000	Quadratic
43 2,4-Dimethylphenol	0.40009	0.40114	0.40114	0.010	-0.26337	50.00000	Averaged
44 bis(2-Chloroethoxy)methane	0.38155	0.38813	0.38813	0.010	-1.72276	50.00000	Averaged
46 2,4-Toluenediamene	0.17037	0.20618	0.20618	0.010	-21.02125	50.00000	Averaged
47 1,3,5-Trichlorobenzene	0.32051	0.30194	0.30194	0.010	5.79614	50.00000	Averaged
48 2,4-Dichlorophenol	0.27165	0.27075	0.27075	0.010	0.32867	20.00000	Averaged
49 Benzoic Acid	10.00000	9.41280	0.22207	0.010	5.87203	0.000e+000	Quadratic
50 1,2,4-Trichlorobenzene	0.28166	0.27509	0.27509	0.010	2.33146	50.00000	Averaged
51 Naphthalene	0.98142	1.00087	1.00087	0.010	-1.98190	50.00000	Averaged
52 4-Chloroaniline	0.43560	0.41884	0.41884	0.010	3.84747	50.00000	Averaged
56 Hexachlorobutadiene	0.16444	0.16055	0.16055	0.010	2.36835	20.00000	Averaged
210 Caprolactam	0.10215	0.10539	0.10539	0.010	-3.17035	50.00000	Averaged
57 1,2,3-Trichlorobenzene	0.25850	0.25566	0.25566	0.010	1.09843	50.00000	Averaged
59 4-Chloro-3-Methylphenol	0.32336	0.31455	0.31455	0.010	2.72401	20.00000	Averaged
62 2-Methylnaphthalene	0.62435	0.63161	0.63161	0.010	-1.16283	50.00000	Averaged
63 1-Methylnaphthalene	0.62731	0.63375	0.63375	0.010	-1.02705	50.00000	Averaged
64 Hexachlorocyclopentadiene	5.00000	4.37753	0.34254	0.050	12.44936	0.000e+000	Quadratic
66 2,4,6-Trichlorophenol	5.00000	4.69406	0.34896	0.010	6.11875	0.000e+000	Quadratic
67 2,4,5-Trichlorophenol	0.38009	0.36784	0.36784	0.010	3.22531	50.00000	Averaged
211 1,1'-Biphenyl	1.55012	1.53676	1.53676	0.010	0.86190	50.00000	Averaged
68 1,2,3,5-Tetrachlorobenzene	5.00000	4.63152	0.51645	0.010	7.36962	0.000e+000	Quadratic

5B

SEMIVOLATILE ORGANIC INSTRUMENT PERFORMANCE CHECK
DECAFLUOROTRIPHENYLPHOSPHINE (DFTPP)

Lab Name: NORTH CANTON Contract:

Lab Code: TACAN Case No.: SAS No.: SDG No.: 9H05300

Lab File ID: 2DF0817 DFTPP Injection Date: 08/17/09

Instrument ID: A4AG2 DFTPP Injection Time: 0736

m/e	ION ABUNDANCE CRITERIA	% RELATIVE ABUNDANCE
51	30.0 - 80.0% of mass 198	54.7
68	Less than 2.0% of mass 69	0.9 (1.7)1
69	Mass 69 relative abundance	54.0
70	Less than 2.0% of mass 69	0.2 (0.5)1
127	25.0 - 75.0% of mass 198	62.4
197	Less than 1.0% of mass 198	0.7
198	Base Peak, 100% relative abundance	100.0
199	5.0 to 9.0% of mass 198	6.7
275	10.0 - 30.0% of mass 198	26.8
365	Greater than 0.75% of mass 198	5.13
441	Present, but less than mass 443	11.5
442	40.0 - 110.0% of mass 198	78.8
443	15.0 - 24.0% of mass 442	15.6 (19.9)2

1-Value is % mass 69 2-Value is % mass 442

THIS CHECK APPLIES TO THE FOLLOWING SAMPLES, MS, MSD, BLANKS, AND STANDARDS:

	EPA SAMPLE NO.	LAB SAMPLE ID	LAB FILE ID	DATE ANALYZED	TIME ANALYZED
01	SSTD006	L6	2SMH0817	08/17/09	0752
02	MRC-MW44A-08	LHRQ01CL	LHRQ01CL	08/17/09	1207
03	MRC-MW70A-08	LHT6L1CL	LHT6L1CL	08/17/09	1242
04	MRC-MW70B-08	LHT6P1CL	LHT6P1CL	08/17/09	1300
05					
06					
07					
08					
09					
10					
11					
12					
13					
14					
15					
16					
17					
18					
19					
20					
21					
22					

TestAmerica North Canton

ok mw 8/18/09

CONTINUING CALIBRATION COMPOUNDS

Instrument ID: a4ag2.i
Lab File ID: 2SMH0817.D
Analysis Type:
Lab Sample ID: L6
Method: \\cansvr11\dd\chem\MSS\a4ag2.i\90817A.b\8270C-625.m

Injection Date: 17-AUG-2009 07:52
Init. Cal. Date(s): 12-AUG-2009 14-AUG-2009
Init. Cal. Times: 12:11 22:14
Quant Type: ISTD

COMPOUND	RRF / AMOUNT	RF5	CCAL RRF5	MIN RRF	%D / %DRIFT	MAX %D / %DRIFT	CURVE TYPE
198 1,4-Dioxane	0.55798	0.59359	0.59359	0.010	-6.38186	50.00000	Averaged
9 Pyridine	1.42123	1.52283	1.52283	0.010	-7.14872	50.00000	Averaged
10 N-Nitrosodimethylamine	0.78386	0.80035	0.80035	0.010	-2.10413	50.00000	Averaged
12 3-Chloropropionitrile	0.74351	0.77965	0.77965	0.010	-4.86077	50.00000	Averaged
209 Benzaldehyde	0.97827	1.01083	1.01083	0.010	-3.32857	50.00000	Averaged
21 Aniline	2.09937	2.10589	2.10589	0.010	-0.31074	50.00000	Averaged
22 Phenol	1.80940	1.85845	1.85845	0.010	-2.71088	20.00000	Averaged
23 bis(2-Chloroethyl)ether	1.37117	1.34451	1.34451	0.010	1.94404	50.00000	Averaged
24 2-Chlorophenol	1.47780	1.48261	1.48261	0.010	-0.32543	50.00000	Averaged
26 1,3-Dichlorobenzene	1.38950	1.35112	1.35112	0.010	2.76223	50.00000	Averaged
27 1,4-Dichlorobenzene	1.32359	1.28985	1.28985	0.010	2.54908	20.00000	Averaged
28 1,2-Dichlorobenzene	1.38690	1.33164	1.33164	0.010	3.98411	50.00000	Averaged
29 Benzyl Alcohol	0.93654	0.94881	0.94881	0.010	-1.30991	50.00000	Averaged
30 2-Methylphenol	1.36425	1.34033	1.34033	0.010	1.75326	50.00000	Averaged
31 bis(2-Chloroisopropyl)ether	1.74598	1.80035	1.80035	0.010	-3.11348	50.00000	Averaged
37 Acetophenone	1.93737	1.88569	1.88569	0.010	2.66767	50.00000	Averaged
32 N-Nitroso-di-n-propylamine	1.12422	1.09569	1.09569	0.050	2.53778	50.00000	Averaged
192 4-Methylphenol	1.40452	1.40261	1.40261	0.010	0.13575	50.00000	Averaged
34 Hexachloroethane	0.57302	0.56531	0.56531	0.010	1.34589	50.00000	Averaged
35 Nitrobenzene	0.37829	0.39790	0.39790	0.010	-5.18350	50.00000	Averaged
41 Isophorone	0.68862	0.71086	0.71086	0.010	-3.22964	50.00000	Averaged
42 2-Nitrophenol	5.00000	4.99194	0.20784	0.010	0.16121	0.000e+000	Quadratic
43 2,4-Dimethylphenol	0.40009	0.40033	0.40033	0.010	-0.06110	50.00000	Averaged
44 bis(2-Chloroethoxy)methane	0.38155	0.39606	0.39606	0.010	-3.80261	50.00000	Averaged
46 2,4-Toluenediamene	0.17037	0.20720	0.20720	0.010	-21.61631	50.00000	Averaged
47 1,3,5-Trichlorobenzene	0.32051	0.30628	0.30628	0.010	4.44105	50.00000	Averaged
48 2,4-Dichlorophenol	0.27165	0.27209	0.27209	0.010	-0.16507	20.00000	Averaged
49 Benzoic Acid	10.00000	9.72268	0.23043	0.010	2.77320	0.000e+000	Quadratic
50 1,2,4-Trichlorobenzene	0.28166	0.27690	0.27690	0.010	1.69193	50.00000	Averaged
51 Naphthalene	0.98142	1.02774	1.02774	0.010	-4.71949	50.00000	Averaged
52 4-Chloroaniline	0.43560	0.43624	0.43624	0.010	-0.14765	50.00000	Averaged
56 Hexachlorobutadiene	0.16444	0.15389	0.15389	0.010	6.41571	20.00000	Averaged
210 Caprolactam	0.10215	0.10490	0.10490	0.010	-2.69632	50.00000	Averaged
57 1,2,3-Trichlorobenzene	0.25850	0.25379	0.25379	0.010	1.82284	50.00000	Averaged
59 4-Chloro-3-Methylphenol	0.32336	0.32121	0.32121	0.010	0.66440	20.00000	Averaged
62 2-Methylnaphthalene	0.62435	0.61628	0.61628	0.010	1.29365	50.00000	Averaged
63 1-Methylnaphthalene	0.62731	0.62580	0.62580	0.010	0.24033	50.00000	Averaged
64 Hexachlorocyclopentadiene	5.00000	4.49824	0.35351	0.050	10.03529	0.000e+000	Quadratic
66 2,4,6-Trichlorophenol	5.00000	4.83999	0.36091	0.010	3.20024	0.000e+000	Quadratic
67 2,4,5-Trichlorophenol	0.38009	0.37245	0.37245	0.010	2.01000	50.00000	Averaged
211 1,1'-Biphenyl	1.55012	1.50538	1.50538	0.010	2.88614	50.00000	Averaged
68 1,2,3,5-Tetrachlorobenzene	5.00000	4.57592	0.50954	0.010	8.48165	0.000e+000	Quadratic

SW846 8270C METHOD BLANK SUMMARY

BLANK WORKORDER NO.: LHVHQ1AA

Lab Name: TestAmerica Laboratories, Inc.

Lab Code: TALCAN

SDG Number: 9H05300

Lab File ID: LHVHQ1AA.

Lot Number: A9H080141

Date Analyzed: 08/12/09

Time Analyzed: 17:44

Matrix: WATER

Date Extracted: 08/09/09

GC Column: DB-5.625 ID: .18

Extraction Method: 3520C

Instrument ID: AG2

Level: (low/med) LOW

THIS METHOD BLANK APPLIES TO THE FOLLOWING SAMPLES, LCS, LCSD, MS , MSD:

	CLIENT ID.	SAMPLE WORK ORDER #	LAB FILE ID	DATE ANALYZED	TIME ANALYZED
01	MRC-MW70A-080709	LHT6L1CL	LHT6L1CL.	08/17/09	12:42
02	MRC-MW70B-080709	LHT6P1CL	LHT6P1CL.	08/17/09	13:00
03	CHECK SAMPLE	LHVHQ1AC C	LHVHQ1AC.	08/12/09	18:02
04	DUPLICATE CHECK	LHVHQ1AD L	LHVHQ1AD.	08/12/09	18:19
05					
06					
07					
08					
09					
10					
11					
12					
13					
14					
15					
16					
17					
18					
19					
20					
21					
22					
23					
24					
25					
26					
27					
28					
29					
30					

COMMENTS:

FORM IV

METHOD BLANK REPORT

GC/MS Semivolatiles

Client Lot #...: 9H05300 **Work Order #...:** LHVHQ1AA **Matrix.....:** WATER
MB Lot-Sample #: A9H080000-106

Prep Date.....: 08/09/09 **Final Wgt/Vol..:** 2 mL
Analysis Date..: 08/12/09 **Prep Batch #...:** 9220106
Dilution Factor: 1 **Initial Wgt/Vol:** 1000 mL

PARAMETER	RESULT	REPORTING LIMIT	UNITS	METHOD
1,4-Dioxane	ND	1.0	ug/L	SW846 8270C

SURROGATE	PERCENT RECOVERY	RECOVERY LIMITS
Nitrobenzene-d5	91	(27 - 111)
2-Fluorobiphenyl	84	(28 - 110)
Terphenyl-d14	104	(37 - 119)
Phenol-d5	86	(10 - 110)
2-Fluorophenol	88	(10 - 110)
2,4,6-Tribromophenol	77	(22 - 120)

NOTE(S):

Calculations are performed before rounding to avoid round-off errors in calculated results.

SW846 8270C METHOD BLANK SUMMARY

BLANK WORKORDER NO.: LHVHQ1AA

Lab Name: TestAmerica Laboratories, Inc.

Lab Code: TALCAN

SDG Number: 9H05300

Lab File ID: LHVHQ1AA.

Lot Number: A9H070192

Date Analyzed: 08/12/09

Time Analyzed: 17:44

Matrix: WATER

Date Extracted: 08/09/09

GC Column: DB-5.625 ID: .18

Extraction Method: 3520C

Instrument ID: AG2

Level: (low/med) LOW

THIS METHOD BLANK APPLIES TO THE FOLLOWING SAMPLES, LCS, LCSD, MS , MSD:

	CLIENT ID.	SAMPLE WORK ORDER #	LAB FILE ID	DATE ANALYZED	TIME ANALYZED
01	MRC-MW44A-080509	LHRQ01CL	LHRQ01CL.	08/17/09	12:07
02	CHECK SAMPLE	LHVHQ1AC C	LHVHQ1AC.	08/12/09	18:02
03	DUPLICATE CHECK	LHVHQ1AD L	LHVHQ1AD.	08/12/09	18:19
04					
05					
06					
07					
08					
09					
10					
11					
12					
13					
14					
15					
16					
17					
18					
19					
20					
21					
22					
23					
24					
25					
26					
27					
28					
29					
30					

COMMENTS:

FORM IV

RSK SOP-175 METHOD BLANK SUMMARY

BLANK WORKORDER NO.: LH4W61AA

Lab Name: TestAmerica Laboratories, Inc.

Lab Code: TALCAN

SDG Number:9H05300

Lab File ID: ZF081232.

Lot Number: A9H070192

Date Analyzed: 08/13/09

Time Analyzed: 11:14

Matrix: WATER

Date Extracted:08/13/09

GC Column: HAYSEP D ID: .32

Extraction Method: RSKSOP-175

Instrument ID: Z

Level:(low/med) LOW

THIS METHOD BLANK APPLIES TO THE FOLLOWING SAMPLES, LCS, LCSD, MS , MSD:

	CLIENT ID.	SAMPLE WORK ORDER #	LAB FILE ID	DATE ANALYZED	TIME ANALYZED
01	MRC-MW25A-080609	LHRRD1CP	ZF081217.	08/12/09	16:57
02	MRC-MW24A-080609	LHRTP1CR	ZF081218.	08/12/09	17:11
03	CHECK SAMPLE	LH4W61AC C	ZF081233.	08/13/09	11:29
04	DUPLICATE CHECK	LH4W61AD L	ZF081234.	08/13/09	11:43
05					
06					
07					
08					
09					
10					
11					
12					
13					
14					
15					
16					
17					
18					
19					
20					
21					
22					
23					
24					
25					
26					
27					
28					
29					
30					

COMMENTS:

METHOD BLANK REPORT

GC Volatiles

Client Lot #...: 9H05300 **Work Order #...:** LH4W61AA **Matrix.....:** WATER
MB Lot-Sample #: A9H130000-354

Prep Date.....: 08/13/09 **Final Wgt/Vol..:** 1 mL
Analysis Date..: 08/13/09 **Prep Batch #...:** 9225354
Dilution Factor: 1 **Initial Wgt/Vol:** 1 mL

PARAMETER	RESULT	REPORTING LIMIT	UNITS	METHOD
Methane	ND	0.50	ug/L	RSK SOP-175
Ethane	ND	0.50	ug/L	RSK SOP-175
Ethene	ND	0.50	ug/L	RSK SOP-175

NOTE(S):

Calculations are performed before rounding to avoid round-off errors in calculated results.

TestAmerica North Canton

INITIAL CALIBRATION DATA

Start Cal Date : 10-JUN-2009 12:17
End Cal Date : 10-JUN-2009 13:43
Quant Method : ESTD
Origin : Disabled
Target Version : 4.14
Integrator : Falcon
Method file : \\cansvr11\dd\chem\GCV\zpid.i\z90610ic.b\RSK_CO2.m
Last Edit : 12-Jun-2009 14:32 fausnigb
Curve Type : Average

Calibration File Names:
Level 1: \\cansvr11\dd\chem\GCV\zpid.i\z90610ic.b\ZF061002.D
Level 2: \\cansvr11\dd\chem\GCV\zpid.i\z90610ic.b\ZF061003.D
Level 3: \\cansvr11\dd\chem\GCV\zpid.i\z90610ic.b\ZF061004.D
Level 4: \\cansvr11\dd\chem\GCV\zpid.i\z90610ic.b\ZF061005.D
Level 5: \\cansvr11\dd\chem\GCV\zpid.i\z90610ic.b\ZF061006.D
Level 6: \\cansvr11\dd\chem\GCV\zpid.i\z90610ic.b\ZF061007.D
Level 7: \\cansvr11\dd\chem\GCV\zpid.i\z90610ic.b\ZF061008.D

Compound	0.50000 Level 1	1.000 Level 2	20.000 Level 3	100.000 Level 4	200.000 Level 5	400.000 Level 6	RRF	% RSD
	1500.000 Level 7							
1 Methane	11229	15974	16450	16738	20525	16469		
	15135						16074	17.021
2 Ethene	25424	38943	39530	38838	46343	38217		
	33460						37251	17.274
3 Ethane	30723	43419	44804	44700	55306	45358		
	41195						43644	16.586
4 Acetylene	21333	20596	20384	15700	17158	14510		
	+++++						18280	15.710

TestAmerica North Canton

CONTINUING CALIBRATION COMPOUNDS

Instrument ID: zpid.i
Lab File ID: ZF081202.D
Analysis Type: WATER
Lab Sample ID: 3714
Method: \\cansvr11\dd\chem\GCV\zpid.i\z90812.b\RSK_C_02.m

Injection Date: 12-AUG-2009 13:19
Init. Cal. Date(s): 10-JUN-2009 10-JUN-2009
Init. Cal. Times: 12:17 13:43
Quant Type: ESTD

COMPOUND	RRF / AMOUNT	RF100	MIN RRF	%D / %DRIFT	MAX %D / %DRIFT	CURVE TYPE
1 Methane	16074	17142	0.010	-6.64404	30.00000	Averaged
2 Ethene	37251	41603	0.010	-11.68308	30.00000	Averaged
3 Ethane	43644	45439	0.010	-4.11292	30.00000	Averaged
4 Acetylene	18280	23683	0.010	-29.55527	30.00000	Averaged

TestAmerica North Canton

CONTINUING CALIBRATION COMPOUNDS

Instrument ID: zpid.i Injection Date: 13-AUG-2009 11:00
Lab File ID: ZF081231.D Init. Cal. Date(s): 10-JUN-2009 10-JUN-2009
Analysis Type: WATER Init. Cal. Times: 12:17 13:43
Lab Sample ID: 3714 Quant Type: ESTD
Method: \\cansvr11\dd\chem\GCV\zpid.i\z90812.b\RSK_C_02.m

COMPOUND	RRF / AMOUNT	RF100	MIN RRF	MIN %D / %DRIFT	MAX %D / %DRIFT	CURVE TYPE
1 Methane	16074	16466	0.010	-2.43669	30.00000	Averaged
2 Ethene	37251	39794	0.010	-6.82711	30.00000	Averaged
3 Ethane	43644	43888	0.010	-0.55913	30.00000	Averaged
4 Acetylene	18280	20768	0.010	-13.60943	30.00000	Averaged

Tetra Tech NUS **INTERNAL CORRESPONDENCE**

TO: **A. APANAVAGE** **DATE: September 18, 2009**

FROM: **MEGAN CARSON** **COPIES:** **DV FILE**

SUBJECT: **INORGANIC DATA VALIDATION – TOTAL AND DISSOLVED METALS, AMMONIA-N, ALKALINITY, CHLORIDE, DISSOLVED ORGANIC CARBON, NITRATE-N, NITRITE-N, ORTHPHOSPHATE-P, SULFATE, TOTAL DISSOLVED SOLIDS**
LOCKHEED MARTIN-MRC
SAMPLE DELIVERY GROUP (SDG) –A9H050300

SAMPLES: 15/Water/

MRC-MW24A-080609	MRC-MW25A-080609	MRC-MW26A-080409
MRC-MW29A-080409	MRC-MW30A-080409	MRC-MW44A-080509
MRC-MW50A-080509	MRC-MW59A-080309	MRC-MW60A-080309
MRC-MW61A-080309	MRC-MW63A-080509	MRC-MW67A-080609
MRC-MW70A-080709	MRC-MW70B-080709	MRC-MW72B-080709

Overview

The sample set for Lockheed Martin- MRC, SDG A9H050300, consists of fifteen (15) water environmental samples.

Samples were analyzed for total and dissolved metals. Samples MRC-MW24A-080609 and MRC-MW25A-080609 were also analyzed for ammonia, alkalinity, chloride, dissolved organic carbon, nitrate, nitrite, orthophosphate, sulfate, and dissolved solids The samples were collected by Tetra Tech NUS on August 3rd ,4th ,5th ,6th ,7th 2009 and analyzed by TestAmerica Laboratories under Naval Facilities Service Engineering Center (NFESC) Quality Assurance / Quality Control (QA/QC) criteria using USEPA SW 846 methods 6020, 7470A, 9060 and MCAWW 160.3, 310.1, 350.3, 300.0A, 160.1.

The findings offered in this report are based upon a general review of all available data. The data review was based on data completeness, holding times, initial and continuing calibration verification results, laboratory method / preparation blank results, and detection limits.

Areas of concern with respect to data quality are listed below.

Major Problems

- Sample MRC-MW25A-080609 was analyzed past the 48 hour hold time criteria for nitrate-N, nitrite-N, and orthophosphate-P by 3 days. Positive results were qualified as biased low (L) and non-detects were qualified as rejected (UR).

Minor Problems

- The following contaminants were detected in the laboratory method blanks for total and dissolved metals at the following maximum concentrations:

Analyte	Maximum Concentration	Action Level
Antimony [3]	0.097ug/L	0.485 ug/L
Barium [3]	0.16 ug/L	0.8 ug/L
Beryllium [3]	0.087 ug/L	0.435 ug/L
Cadmium [2]	0.042 ug/L	0.21 ug/L
Cadmium [3]	0.14 ug/L	0.7 ug/L
Chromium [2]	0.068 ug/L	0.34 ug/L
Cobalt [3]	0.16 ug/L	0.8 ug/L
Cobalt [2]	0.04 ug/L	0.2 ug/L
Copper [4]	0.11 ug/L	0.55 ug/L
Iron [2]	11.1 ug/L	55.5 ug/L
Iron [3]	36.6 ug/L	183 ug/L
Lead [2]	0.06 ug/L	0.30 ug/L
Lead [3]	0.13 ug/L	0.65 ug/L
Manganese [3]	0.88 ug/L	4.4 ug/L
Manganese [4]	0.19 ug/L	0.95 ug/L
Nickel [3]	0.14 ug/L	0.7 ug/L
Nickel [4]	0.11 ug/L	0.55 ug/L
Selenium [3]	0.29 ug/L	1.45 ug/L
Silver [2]	0.039 ug/L	0.044 ug/L
Silver [3]	0.09 ug/L	0.45 ug/L
Thallium [2]	0.15ug/L	0.75 ug/L
Thallium [3]	0.26 ug/L	1.3 ug/L
Mercury [1]	0.1 ug/L	0.5 ug/L

[1] Method blanks analyzed on 8/11/09 affecting total and dissolved samples: MRC-MW25A-080609, MRC-MW67A-080609, MRC-MW24A-080609, MRC-MW44A-080509, MRC-MW50A-080509, MRC-MW-63A-090509, RC-MW70A-080709, MRC-MW72B-080709, and MRC-MW70B-080709.

[2] Method blanks analyzed on 8/11/09 affecting total and dissolved samples: MRC-MW50A-080509, MRC-MW70A-080709M, MRC-MW70B-080709, MRC-MW72B-080709.

[3] Method blanks analyzed on 8/12/09 affecting total and dissolved samples: MRC-MW25A-080609, MRC-MW67A-080609, MRC-MW24A-080609, MRC-MW44A-080509, MRC-MW50A-080509, MRC-MW-63A-090509, MRC-MW60A-080309, MRC-MW61A-080309, MRC-MW59A-080309, MRC-MW26A-080409, MRC-MW29A-080409, and MRC-MW30A-080409.

[4] Method blanks analyzed on 8/13/09 affecting samples MRC-MW24A-080609(dissolved Mn only), MRC-MW67A-080609(total Mn, Ni, Zn), MRC-MW67A-080609(dissolved Cu, Mn, Ni, Zn).

An action level of 5X the maximum contaminant level has been used to evaluate sample data for blank contamination. Sample aliquot and dilution factors, if applicable, were taken into consideration when evaluating for blank contamination. Positive results less than the blank action level reported were qualified "B" as a result of laboratory blank contamination.

- The following contaminants were detected in the laboratory metals preparation blanks at the following maximum concentrations:

Analyte	Maximum Concentration	Action Level
Antimony [1]	0.066ug/L	0.33 ug/L

Barium [1]	0.61 ug/L	3.05 ug/L
Barium [2]	0.088 ug/L	0.44 ug/L
Barium [3]	0.1 ug/L	0.5 ug/L
Chromium [1]	0.41 ug/L	2.05 ug/L
Chromium [2]	0.37 ug/L	1.85 ug/L
Copper [1]	0.37 ug/L	1.85 ug/L
Copper [2]	0.07 ug/L	0.35 ug/L
Iron [1]	34.7 ug/L	173.5 ug/L
Lead [1]	0.069 ug/L	0.345 ug/L
Lead [2]	0.067 ug/L	0.335 ug/L
Lead [3]	0.08 ug/L	0.4 ug/L
Manganese [1]	0.66 ug/L	3.3 ug/L
Manganese [2]	0.15 ug/L	0.75 ug/L
Manganese [3]	0.26 ug/L	1.3 ug/L
Nickel [1]	0.27 ug/L	1.35 ug/L
Nickel [2]	0.41 ug/L	2.05 ug/L
Zinc [1]	6.4 ug/L	32.0 ug/L
Zinc [2]	8.1 ug/L	40.5 ug/L
Zinc [3]	3.4 ug/L	17.0 ug/L

[1] Preparation blank 9218017 affecting total and dissolved samples: MRC-MW60A-080309, MRC-MW29A-080409, MRC-MW70B-080709, MRC-MW30A-080409, MRC-MW59A-080309, MRC-MW26A-80409, MRC-MW61A-080309.

[2] Preparation blank 9222027 affecting total and dissolved samples: MRC-MW70A-080709M, MRC-MW70B-080709, MRC-MW72B-080709.

[3] Preparation blank 92230322 affecting total and dissolved samples: MRC-MW25A-080609, MRC-MW67A-080609, MRC-MW24A-080609, MRC-MW44A-080509, MRC-MW50A-080509, and MRC-MW-63A-090509.

An action level of 5X the maximum contaminant level has been used to evaluate sample data for blank contamination. Sample aliquot and dilution factors, if applicable, were taken into consideration when evaluating for blank contamination. Positive results less than the blank action level reported were qualified "B" as a result of laboratory blank contamination.

- The CRDL standard analyzed on instrument I8 on 8/11/09 had a percent recovery >110% for antimony, barium, cobalt, copper, iron, manganese, nickel, selenium, silver, and zinc. Total and dissolved samples MRC-MW70A-080709M, MRC-MW70B-080709, MRC-MW72B-080709 were affected. Positive results <2X CRDL were qualified as biased high (K).

- The CRDL standard analyzed on instrument I8 on 8/12/09 had a percent recovery >110% for arsenic, beryllium, cobalt, copper, iron, manganese, nickel, selenium, and zinc. Total and dissolved samples MRC-MW25A-080609, MRC-MW67A-080609, MRC-MW24A-080609, MRC-MW44A-080509, MRC-MW50A-080509, MRC-MW-63A-090509, MRC-MW60A-080309, MRC-MW61A-080309, MRC-MW59A-080309, MRC-MW26A-080409, MRC-MW29A-080409, and MRC-MW30A-080409 were affected. Positive results <2XCRDL were qualified as biased high (K).

- The following contaminants were detected in the laboratory metals preparation blanks at the following maximum concentrations:

Analyte	Maximum Concentration	Action Level
Alkalinity	3.5mg/L	17.5mg/L

An action level of 5X the maximum contaminant level has been used to evaluate sample data for blank contamination. Sample aliquot and dilution factors, if applicable, were taken into consideration when evaluating for blank contamination. Positive results less than the blank action level reported were qualified "B" as a result of laboratory blank contamination.

- The continuing calibration performed on 8/8/09 at 17:30 had a percent recovery >110% for chloride. Sample MRC-MW24A-080609 was the only sample affected. the positive results for chloride was qualified as estimated (K).

Notes

The following samples were analyzed at dilutions to bring analytes within calibration range:

Sample	Analytes	Dilution factor
MRC-MW70B-080709(total only)	Cr, Co, Cu, Fe, Ni, V, Zn	5X
MRC-MW24A-080609	Mn	10X
MRC-MW59A-080309	Mn	10X
MRC-MW67A-080609	Mn, Ni, Zn	10X
MRC-MW24A-080609	Chloride	5X

The CRDL standard analyzed on instrument I8 on 8/13/09 had a percent recovery >110% for copper, manganese, nickel, and zinc. Samples MRC-MW24A-080609(dissolved Mn only), MRC-MW67A-080609(total Mn, Ni, Zn), MRC-MW67A-080609(dissolved Cu, Mn, Ni, Zn) were affected. No validation action was warranted as all results were >2XCRDL.

Executive Summary

Laboratory Performance: Several method blanks and preparation blanks were found to contain contaminates. Continuing calibrations standards and CRDL standard had several non-compliances that resulted in the qualification of data.

Other Factors Affecting Data Quality: Several samples were analyzed at dilutions.

The data for these analyses were reviewed with reference to Region III modifications to the "National Functional Guidelines for Inorganic Data Validation", April 1993.

The text of this report has been formulated to address only those problem areas affecting data quality.

Megan Carson

Tetra Tech NUS
Megan Carson
Chemist/Data Validator

Tetra Tech NUS
Joseph A. Samchuck
Quality Assurance Officer

Attachments:

1. Appendix A - Qualified Analytical Results
2. Appendix B - Results as reported by the Laboratory
3. Appendix C - Support Documentation

Appendix A

Qualified Analytical Results

Data Validation Qualifier Codes:

A = Lab Blank Contamination
B = Field Blank Contamination
C = Calibration Noncompliance (e.g. % RSDs, %Ds, ICVs, CCVs, RRFs, etc.)
C01 = GC/MS Tuning Noncompliance
D = MS/MSD Recovery Noncompliance
E = LCS/LCSD Recovery Noncompliance
F = Lab Duplicate Imprecision
G = Field Duplicate Imprecision
H = Holding Time Exceedance
I = ICP Serial Dilution Noncompliance
J = GFAA PDS-GFAA MSA's r < 0.995 / ICP PDS Recovery Noncompliance
K = ICP Interference - includes ICS % R Noncompliance
L = Instrument Calibration Range Exceedance
M = Sample Preservation Noncompliance
N = Internal Standard Noncompliance
N01 = Internal Standard Recovery Noncompliance Dioxins
N02 = Recovery Standard Noncompliance Dioxins
N03 = Clean-up Standard Noncompliance Dioxins
O - Poor Instrument Performance (e.g. base-line drifting)
P = Uncertainty near detection limit (< 2 x IDL for inorganics and <CRQL for organics)
Q = Other problems (can encompass a number of issues; e.g. chromatography,interferences, etc.)
R = Surrogates Recovery Noncompliance
S = Pesticide/PCB Resolution
T = % Breakdown Noncompliance for DOT and Endrin
U = % Difference between columns/detectors >25% for positive results determined via GC/HPLC
V = Non-linear calibrations; correlation coefficient r < 0.995
W = EMPC result
X = Signal to noise response drop
Y = Percent solids <30%
Z = Uncertainty at 2 sigma deviation is greater than sample activity

PROJ_NO: 02221	NSAMPLE	MRC-MW24A-080609			MRC-MW25A-080609			MRC-MW26A-080409			MRC-MW29A-080409		
SDG: A9H050300	LAB_ID	A9H070192006			A9H070192005			A9H050300005			A9H050300006		
FRACTION: M	SAMP_DATE	8/6/2009			8/6/2009			8/4/2009			8/4/2009		
MEDIA: WATER	QC_TYPE	NM			NM			NM			NM		
	UNITS	UG/L			UG/L			UG/L			UG/L		
	PCT_SOLIDS	0.0			0.0			0.0			0.0		
	DUP_OF												
PARAMETER		RESULT	VQL	QLCD	RESULT	VQL	QLCD	RESULT	VQL	QLCD	RESULT	VQL	QLCD
ANTIMONY		0.055	U		0.055	U		0.055	U		0.081	B	A
ARSENIC		0.65	K	C	0.21	U		0.21	U		0.28	K	C
BARIUM		187			172			213			222		
BERYLLIUM		33.1			3.8			10.3			8.3		
CADMIUM		1.5			0.16	B	A	0.16	B	A	0.75		
CHROMIUM		0.12			0.066	U		0.5	B	A	0.79	B	A
COBALT		137			189			251			230		
COPPER		42.6			0.064	U		1.2	B	A	12.4		
IRON		226			38700			15200			1590		
LEAD		0.71			0.11	B	A	0.15	B	A	0.6	B	A
MANGANESE		24000			6100			4930			2440		
MERCURY		0.1	U		0.1	U		0.1	U		0.14		
MOLYBDENUM		0.2	U		0.2	U		0.2	U		0.2	U	
NICKEL		535			222			120			137		
SELENIUM		2.5	K	C	0.14	U		0.35	K	C	0.77	K	C
SILVER		0.16	B	A	0.033	U		0.033	U		0.033	U	
THALLIUM		0.12	U		0.12	U		0.12	U		0.15	B	A
VANADIUM		0.6	U		0.6	U		0.6	U		1.3		
ZINC		533			270			164			228		

PROJ_NO: 02221	NSAMPLE	MRC-MW30A-080409			MRC-MW44A-080509			MRC-MW50A-080509			MRC-MW59A-080309		
SDG: A9H050300	LAB_ID	A9H050300007			A9H070192003			A9H070192002			A9H050300004		
FRACTION: M	SAMP_DATE	8/4/2009			8/5/2009			8/5/2009			8/3/2009		
MEDIA: WATER	QC_TYPE	NM			NM			NM			NM		
	UNITS	UG/L			UG/L			UG/L			UG/L		
	PCT_SOLIDS	0.0			0.0			0.0			0.0		
	DUP_OF												
PARAMETER		RESULT	VQL	QLCD	RESULT	VQL	QLCD	RESULT	VQL	QLCD	RESULT	VQL	QLCD
ANTIMONY		0.23	B	A	0.15			0.41			0.09	B	A
ARSENIC		0.35	K	C	1.1	K	C	0.66	K	C	2.9	K	C
BARIUM		129			133			108			202		
BERYLLIUM		0.56	K	C	0.047			2.1			1.7	K	C
CADMIUM		0.15	B	A	0.027	B	A	0.37	B	A	0.39	B	A
CHROMIUM		0.26	B	A	0.77			0.14			1.1	B	A
COBALT		6.6			0.51	B	A	70.6			777		
COPPER		0.99	B	A	0.19	K	C	16			0.36	B	A
IRON		11	U		16700			4080			59000		
LEAD		0.088	B	A	0.16	B	A	0.41	B	A	0.35	B	A
MANGANESE		68.4			264			424			14600		
MERCURY		0.1	U		0.1	U		0.1	U		0.1	U	
MOLYBDENUM		0.2	U		0.2	U		0.2	U		0.2	U	
NICKEL		15.1			0.34	K	C	65.9			515		
SELENIUM		1.5	K	C	0.16	K	C	2.8	K	C	0.56	K	C
SILVER		0.033	U		0.033	U		0.88			0.033	U	
THALLIUM		0.12	U		0.19	B	A	0.56	B	A	0.12	U	
VANADIUM		5.7			0.98			3.1			0.6	U	
ZINC		45			19	K	C	79			935		

PROJ_NO: 02221	NSAMPLE	MRC-MW60A-080309			MRC-MW61A-080309			MRC-MW63A-080509			MRC-MW67A-080609		
SDG: A9H050300	LAB_ID	A9H050300002			A9H050300003			A9H070192004			A9H070192007		
FRACTION: M	SAMP_DATE	8/3/2009			8/3/2009			8/5/2009			8/6/2009		
MEDIA: WATER	QC_TYPE	NM			NM			NM			NM		
	UNITS	UG/L			UG/L			UG/L			UG/L		
	PCT_SOLIDS	0.0			0.0			0.0			0.0		
	DUP_OF												
PARAMETER		RESULT	VQL	QLCD	RESULT	VQL	QLCD	RESULT	VQL	QLCD	RESULT	VQL	QLCD
ANTIMONY		0.077	B	A	1			0.1			0.055	U	
ARSENIC		2.6	K	C	0.27	K	C	1.4	K	C	2.3	K	C
BARIUM		49.2			69.5			157			874		
BERYLLIUM		1.1	K	C	8			0.21	B	A	239		
CADMIUM		0.028	B	A	0.28	B	A	0.063	B	A	8.8		
CHROMIUM		0.066	U		0.57	B	A	0.066	U		1.5		
COBALT		57.1			61.6			165			6740		
COPPER		0.68	B	A	4.6			0.43	K	C	1680		
IRON		25500			564			22400			10300		
LEAD		0.18	B	A	1.2			0.28	B	A	6.5		
MANGANESE		4140			987			754			12700		
MERCURY		0.1	U		0.1	U		0.1	U		0.1	U	
MOLYBDENUM		0.2	U		0.41	B		0.2	U		0.2	U	
NICKEL		62.7			76.5			234			14000		
SELENIUM		0.2	K	C	0.98	K	C	0.27	K	C	5.9	K	C
SILVER		0.033	U		0.07	B	A	0.033	U		0.086	B	A
THALLIUM		0.12	U		0.13	B	A	0.12	U		1.2	B	A
VANADIUM		0.6	U		2.7	B		0.6	U		1.6	B	
ZINC		8.8	B	A	112			87.9			22500		

PROJ_NO: 02221	NSAMPLE	MRC-MW70A-080709			MRC-MW70B-080709			MRC-MW72B-080709		
SDG: A9H050300	LAB_ID	A9H080141002			A9H080141003			A9H080141004		
FRACTION: M	SAMP_DATE	8/7/2009			8/7/2009			8/7/2009		
MEDIA: WATER	QC_TYPE	NM			NM			NM		
	UNITS	UG/L			UG/L			UG/L		
	PCT_SOLIDS	0.0			0.0			0.0		
	DUP_OF									
PARAMETER		RESULT	VQL	QLCD	RESULT	VQL	QLCD	RESULT	VQL	QLCD
ANTIMONY		0.074	K	C	0.12	B	A	0.055	U	
ARSENIC		3.6			1.1			0.21	U	
BARIUM		109			683			13.5		
BERYLLIUM		1.6			0.037	U		0.72		
CADMIUM		0.027	U		0.031			0.027	U	
CHROMIUM		0.45	B	A	3.2			0.12	B	A
COBALT		58			0.28	B	A	9.8		
COPPER		0.65	K	C	0.82			1.6	K	C
IRON		64000			479			74.3		
LEAD		0.28	B	A	0.32	B	A	0.056	B	A
MANGANESE		2770			8.7			58.8		
MERCURY		0.1	U		0.1	U		0.1	U	
MOLYBDENUM		0.39	B	A	2.6			0.2	U	
NICKEL		57.8			5.1			11.1		
SELENIUM		2	K	C	0.14	U		0.14	U	
SILVER		0.033	U		0.035	B	A	0.033	U	
THALLIUM		0.18	B	A	0.17	B	A	0.12	U	
VANADIUM		0.73			3	U G		0.6	U	
ZINC		30.8	B	A	24.6	B	A	27.5	B	A

PROJ_NO: 02221	NSAMPLE	MRC-MW24A-080609			MRC-MW25A-080609			MRC-MW26A-080409			MRC-MW29A-080409		
SDG: A9H050300	LAB_ID	A9H070192006			A9H070192005			A9H050300005			A9H050300006		
FRACTION: MF	SAMP_DATE	8/6/2009			8/6/2009			8/4/2009			8/4/2009		
MEDIA: WATER	QC_TYPE	NM			NM			NM			NM		
	UNITS	UG/L			UG/L			UG/L			UG/L		
	PCT_SOLIDS	0.0			0.0			0.0			0.0		
	DUP_OF												
PARAMETER		RESULT	VQL	QLCD	RESULT	VQL	QLCD	RESULT	VQL	QLCD	RESULT	VQL	QLCD
ANTIMONY		0.055	U		0.055	U		0.055	U		0.063	B	A
ARSENIC		0.59	K	C	0.21	U		0.25	K	C	0.21	U	
BARIUM		188			186			206			220		
BERYLLIUM		32.8			4.9			9.7			8		
CADMIUM		1.5			0.13	B	A	0.19	B	A	0.83		
CHROMIUM		0.066	U		0.066	U		0.066	U		0.066	U	
COBALT		143			203			242			229		
COPPER		41.2			0.26	K	C	1.2	B	A	12.3		
IRON		50.9	B	A	38300			14700			1100		
LEAD		0.45	B	A	0.11	B	A	0.089	B	A	0.41	B	A
MANGANESE		24200			6400			4660			2440		
MERCURY		0.1	U		0.1	U		0.1	U		0.1	U	
MOLYBDENUM		0.2	U		0.2	U		0.2	U		0.2	U	
NICKEL		528			239			117			137		
SELENIUM		2.3	K	C	0.14	U	C	0.25	K	C	0.72	K	C
SILVER		0.11	B	A	0.033	U		0.033	U		0.033	U	
THALLIUM		0.12	U		0.12	U		0.12	U		0.15	B	B
VANADIUM		0.6	U		0.6	U		0.6	U		0.6	U	
ZINC		497			279			157			230		

PROJ_NO: 02221	NSAMPLE	MRC-MW30A-080409			MRC-MW44A-080509			MRC-MW50A-080509			MRC-MW59A-080309		
SDG: A9H050300	LAB_ID	A9H050300007			A9H070192003			A9H070192002			A9H050300004		
FRACTION: MF	SAMP_DATE	8/4/2009			8/5/2009			8/5/2009			8/3/2009		
MEDIA: WATER	QC_TYPE	NM			NM			NM			NM		
	UNITS	UG/L			UG/L			UG/L			UG/L		
	PCT_SOLIDS	0.0			0.0			0.0			0.0		
	DUP_OF												
PARAMETER		RESULT	VQL	QLCD	RESULT	VQL	QLCD	RESULT	VQL	QLCD	RESULT	VQL	QLCD
ANTIMONY		0.23	B	A	0.13	B	A	0.33	B	A	0.088	B	A
ARSENIC		0.47	K	C	1.1	K	C	0.59	K	C	2.8	K	C
BARIUM		132			134			111			212		
BERYLLIUM		0.64	K	C	0.051			2.1			1.8	K	C
CADMIUM		0.1	B	A	0.027	B	A	0.4	B	A	0.4	B	A
CHROMIUM		0.61	B	A	0.67			0.066	U		0.27	B	A
COBALT		7.5			0.47	B	A	78.1			820		
COPPER		1.3	B	A	0.11	K	C	17.5			0.22	B	A
IRON		11	U		16700			4670			59600		
LEAD		0.087	B	A	0.12	B	A	0.24	B	A	0.086	B	A
MANGANESE		65.1			268			455			15200		
MERCURY		0.1	U		0.1	U		0.1	U		0.1	U	
MOLYBDENUM		0.2	U		0.2	U		0.2	U		0.2	U	
NICKEL		18.4			0.37	B	A	72.6			546		
SELENIUM		1.6	K	C	0.26	K	C	3.2	K	C	0.72	K	C
SILVER		0.033	U		0.033	U		0.94			0.033	U	
THALLIUM		0.12	U		0.12	U		0.56	B	A	0.12	U	
VANADIUM		5.7	B		0.65			1.7	B		0.6	U	
ZINC		56			3.6	B	A	86.8			1000		

PROJ_NO: 02221	NSAMPLE	MRC-MW60A-080309			MRC-MW61A-080309			MRC-MW63A-080509			MRC-MW67A-080609		
SDG: A9H050300	LAB_ID	A9H050300002			A9H050300003			A9H070192004			A9H070192007		
FRACTION: MF	SAMP_DATE	8/3/2009			8/3/2009			8/5/2009			8/6/2009		
MEDIA: WATER	QC_TYPE	NM			NM			NM			NM		
	UNITS	UG/L			UG/L			UG/L			UG/L		
	PCT_SOLIDS	0.0			0.0			0.0			0.0		
	DUP_OF												
PARAMETER		RESULT	VQL	QLCD	RESULT	VQL	QLCD	RESULT	VQL	QLCD	RESULT	VQL	QLCD
ANTIMONY		0.055	U		1			0.071	B	A	0.055	U	
ARSENIC		2.1	K	C	0.52	K	C	1.2	K	C	2.5	K	C
BARIUM		44			63.2			156			891		
BERYLLIUM		0.95	K	C	6.5			0.15	B	A	242		
CADMIUM		0.027	U		0.27	B	A	0.097	B	A	8.6		
CHROMIUM		0.066	U		0.066	U		0.066	U		1.4		
COBALT		52.7			55.9			164			6930		
COPPER		0.33	B	A	4	K	C	0.58	K	C	1990		
IRON		22900			64	B	A	19800			10400		
LEAD		0.08	B	A	0.45	B	A	0.17	B	A	6.5		
MANGANESE		3830			911			737			12600		
MERCURY		0.1	U		0.1	U		0.1	U		0.1	U	
MOLYBDENUM		0.2	U		0.41	B		0.2	U		0.2	U	
NICKEL		57.9			70.1			232			13800		
SELENIUM		0.2	K	C	0.81	K	C	0.26	K	C	5.8		
SILVER		0.033	U		0.033	U		0.033	U		0.033	U	
THALLIUM		0.12	U		0.12	U		0.12	U		1.3	B	A
VANADIUM		0.6	U		1.8	B		0.6	U		1.1	B	
ZINC		11.4	B	A	114			84			22200		

PROJ_NO: 02221	NSAMPLE	MRC-MW70A-080709			MRC-MW70B-080709			MRC-MW72B-080709		
SDG: A9H050300	LAB_ID	A9H080141002			A9H080141003			A9H080141004		
FRACTION: MF	SAMP_DATE	8/7/2009			8/7/2009			8/7/2009		
MEDIA: WATER	QC_TYPE	NM			NM			NM		
	UNITS	UG/L			UG/L			UG/L		
	PCT_SOLIDS	0.0			0.0			0.0		
	DUP_OF									
PARAMETER		RESULT	VQL	QLCD	RESULT	VQL	QLCD	RESULT	VQL	QLCD
ANTIMONY		0.096	K	C	0.055	U		0.055	U	
ARSENIC		2.5	B	A	1	B	A	0.21	U	
BARIUM		91.9			654			13.4		
BERYLLIUM		1.3			0.037	U		0.66		
CADMIUM		0.035			0.027	U		0.027	U	
CHROMIUM		0.069	B	A	0.066	U		0.066	U	
COBALT		51.1			0.073	B	A	9.3		
COPPER		0.13	B	A	0.67	B	A	1.8	K	C
IRON		56200			11	U		11	U	
LEAD		0.12	B	A	0.12	B	A	0.062	B	A
MANGANESE		2440			0.62	B	A	57.6		
MERCURY		0.1	U		0.1	U		0.1	U	
MOLYBDENUM		0.51	B	A	2.1			0.2	U	
NICKEL		51.9			4.3			10.9		
SELENIUM		1.3	B	A	0.14	U		0.14	U	
SILVER		0.033	U		0.033	U		0.033	U	
THALLIUM		0.17	B	A	0.12	U		0.12	U	
VANADIUM		0.6	U		0.6	U		0.6	U	
ZINC		11.7	B	A	10	B	A	23.4	B	A

PROJ_NO: 02221 SDG: A9H050300 FRACTION: MISC MEDIA: WATER	NSAMPLE	MRC-MW24A-080609			MRC-MW25A-080609		
	LAB_ID	A9H070192006			A9H070192005		
	SAMP_DATE	8/6/2009			8/6/2009		
	QC_TYPE	NM			NM		
	UNITS	MG/L			MG/L		
	PCT_SOLIDS	.0			.0		
	DUP_OF						
PARAMETER		RESULT	VQL	QLCD	RESULT	VQL	QLCD
ALKALINITY		8.92	B	A	71.42		
AMMONIA-N		0.19			0.1498		
CHLORIDE		415.5	K	C	103.6		
DISSOLVED ORGANIC CARBON		1.318			1.459		
NITRATE-N		0.1			0.023	UR	H
NITRITE-N		0.012	U		0.012	UR	H
ORTHOPHOSPHATE-P		0.044	U		0.9	L	H
SULFATE		0.6			2.1		
TOTAL DISSOLVED SOLIDS		822			287		

Appendix B

Results as Reported by the Laboratory

Tetra Tech NUS, Inc

Client Sample ID: MRC-MW24A-080609

TOTAL Metals

Lot-Sample #...: A9H070192-006 Matrix.....: WG
Date Sampled...: 08/06/09 11:30 Date Received..: 08/07/09

PARAMETER	RESULT	REPORTING LIMIT	UNITS	METHOD	PREPARATION-ANALYSIS DATE	WORK ORDER #
Prep Batch #...: 9223022						
Silver	0.16 B	1.0	ug/L	SW846 6020	08/11-08/12/09	LHRTP1A4
		Dilution Factor: 1		Analysis Time..: 18:40	Analyst ID.....: 002260	
		Instrument ID..: I8		MDL.....: 0.033		
Arsenic	0.65 B	5.0	ug/L	SW846 6020	08/11-08/12/09	LHRTP1AP
		Dilution Factor: 1		Analysis Time..: 18:40	Analyst ID.....: 002260	
		Instrument ID..: I8		MDL.....: 0.21		
Barium	187 J	1.0	ug/L	SW846 6020	08/11-08/12/09	LHRTP1AQ
		Dilution Factor: 1		Analysis Time..: 18:40	Analyst ID.....: 002260	
		Instrument ID..: I8		MDL.....: 0.052		
Beryllium	33.1	1.0	ug/L	SW846 6020	08/11-08/12/09	LHRTP1AR
		Dilution Factor: 1		Analysis Time..: 18:40	Analyst ID.....: 002260	
		Instrument ID..: I8		MDL.....: 0.037		
Cadmium	1.5	1.0	ug/L	SW846 6020	08/11-08/12/09	LHRTP1AT
		Dilution Factor: 1		Analysis Time..: 18:40	Analyst ID.....: 002260	
		Instrument ID..: I8		MDL.....: 0.027		
Cobalt	137	1.0	ug/L	SW846 6020	08/11-08/12/09	LHRTP1AU
		Dilution Factor: 1		Analysis Time..: 18:40	Analyst ID.....: 002260	
		Instrument ID..: I8		MDL.....: 0.033		
Chromium	0.12 B	2.0	ug/L	SW846 6020	08/11-08/12/09	LHRTP1A8
		Dilution Factor: 1		Analysis Time..: 18:40	Analyst ID.....: 002260	
		Instrument ID..: I8		MDL.....: 0.066		
Copper	42.6	2.0	ug/L	SW846 6020	08/11-08/12/09	LHRTP1AV
		Dilution Factor: 1		Analysis Time..: 18:40	Analyst ID.....: 002260	
		Instrument ID..: I8		MDL.....: 0.064		
Iron	226	50.0	ug/L	SW846 6020	08/11-08/12/09	LHRTP1AW
		Dilution Factor: 1		Analysis Time..: 18:40	Analyst ID.....: 002260	
		Instrument ID..: I8		MDL.....: 11.0		
Potassium	3130	1000	ug/L	SW846 6020	08/11-08/12/09	LHRTP1C2
		Dilution Factor: 1		Analysis Time..: 18:40	Analyst ID.....: 002260	
		Instrument ID..: I8		MDL.....: 17.0		

(Continued on next page)

Tetra Tech NUS, Inc

Client Sample ID: MRC-MW24A-080609

TOTAL Metals

Lot-Sample #...: A9H070192-006 **Matrix.....:** WG

PARAMETER	RESULT	REPORTING LIMIT	UNITS	METHOD	PREPARATION-ANALYSIS DATE	WORK ORDER #
Manganese	**24000 J**	**10.0**	**ug/L**	**SW846 6020**	**08/11-08/13/09**	**LHRTP1A0**
		Dilution Factor: 10		Analysis Time..: 14:22	Analyst ID.....: 002260	
		Instrument ID..: I8		MDL.....: 1.4		
Molybdenum	ND	2.0	ug/L	SW846 6020	08/11-08/12/09	LHRTP1A1
		Dilution Factor: 1		Analysis Time..: 18:40	Analyst ID.....: 002260	
		Instrument ID..: I8		MDL.....: 0.20		
Nickel	**535**	**2.0**	**ug/L**	**SW846 6020**	**08/11-08/12/09**	**LHRTP1A2**
		Dilution Factor: 1		Analysis Time..: 18:40	Analyst ID.....: 002260	
		Instrument ID..: I8		MDL.....: 0.10		
Lead	**0.71 B,J**	**1.0**	**ug/L**	**SW846 6020**	**08/11-08/12/09**	**LHRTP1AX**
		Dilution Factor: 1		Analysis Time..: 18:40	Analyst ID.....: 002260	
		Instrument ID..: I8		MDL.....: 0.034		
Antimony	ND	2.0	ug/L	SW846 6020	08/11-08/12/09	LHRTP1AN
		Dilution Factor: 1		Analysis Time..: 18:40	Analyst ID.....: 002260	
		Instrument ID..: I8		MDL.....: 0.055		
Selenium	**2.5 B**	**5.0**	**ug/L**	**SW846 6020**	**08/11-08/12/09**	**LHRTP1A3**
		Dilution Factor: 1		Analysis Time..: 18:40	Analyst ID.....: 002260	
		Instrument ID..: I8		MDL.....: 0.14		
Thallium	ND	1.0	ug/L	SW846 6020	08/11-08/12/09	LHRTP1A5
		Dilution Factor: 1		Analysis Time..: 18:40	Analyst ID.....: 002260	
		Instrument ID..: I8		MDL.....: 0.12		
Vanadium	ND	20.0	ug/L	SW846 6020	08/11-08/12/09	LHRTP1A6
		Dilution Factor: 1		Analysis Time..: 18:40	Analyst ID.....: 002260	
		Instrument ID..: I8		MDL.....: 0.60		
Zinc	**533 J**	**20.0**	**ug/L**	**SW846 6020**	**08/11-08/12/09**	**LHRTP1A7**
		Dilution Factor: 1		Analysis Time..: 18:40	Analyst ID.....: 002260	
		Instrument ID..: I8		MDL.....: 0.85		
Mercury	ND	0.20	ug/L	SW846 7470A	08/11/09	LHRTP1A9
		Dilution Factor: 1		Analysis Time..: 16:00	Analyst ID.....: 001576	
		Instrument ID..: H1		MDL.....: 0.10		

NOTE(S):

B Estimated result. Result is less than RL.

J Method blank contamination. The associated method blank contains the target analyte at a reportable level.

Tetra Tech NUS, Inc

Client Sample ID: MRC-MW25A-080609

TOTAL Metals

Lot-Sample #...: A9H070192-005 Matrix.....: WG
Date Sampled...: 08/06/09 09:40 Date Received..: 08/07/09

PARAMETER	RESULT	REPORTING LIMIT	UNITS	METHOD	PREPARATION-ANALYSIS DATE	WORK ORDER #
Prep Batch #...: 9223022						
Silver	ND	1.0	ug/L	SW846 6020	08/11-08/12/09	LHRRD1AR
		Dilution Factor: 1		Analysis Time..: 18:31	Analyst ID.....: 002260	
		Instrument ID..: I8		MDL.....: 0.033		
Arsenic	ND	5.0	ug/L	SW846 6020	08/11-08/12/09	LHRRD1AD
		Dilution Factor: 1		Analysis Time..: 18:31	Analyst ID.....: 002260	
		Instrument ID..: I8		MDL.....: 0.21		
Barium	**172 J**	**1.0**	**ug/L**	**SW846 6020**	**08/11-08/12/09**	**LHRRD1AE**
		Dilution Factor: 1		Analysis Time..: 18:31	Analyst ID.....: 002260	
		Instrument ID..: I8		MDL.....: 0.052		
Beryllium	**3.8**	**1.0**	**ug/L**	**SW846 6020**	**08/11-08/12/09**	**LHRRD1AF**
		Dilution Factor: 1		Analysis Time..: 18:31	Analyst ID.....: 002260	
		Instrument ID..: I8		MDL.....: 0.037		
Cadmium	**0.16 B**	**1.0**	**ug/L**	**SW846 6020**	**08/11-08/12/09**	**LHRRD1AG**
		Dilution Factor: 1		Analysis Time..: 18:31	Analyst ID.....: 002260	
		Instrument ID..: I8		MDL.....: 0.027		
Cobalt	**189**	**1.0**	**ug/L**	**SW846 6020**	**08/11-08/12/09**	**LHRRD1AH**
		Dilution Factor: 1		Analysis Time..: 18:31	Analyst ID.....: 002260	
		Instrument ID..: I8		MDL.....: 0.033		
Chromium	ND	2.0	ug/L	SW846 6020	08/11-08/12/09	LHRRD1AW
		Dilution Factor: 1		Analysis Time..: 18:31	Analyst ID.....: 002260	
		Instrument ID..: I8		MDL.....: 0.066		
Copper	ND	2.0	ug/L	SW846 6020	08/11-08/12/09	LHRRD1AJ
		Dilution Factor: 1		Analysis Time..: 18:31	Analyst ID.....: 002260	
		Instrument ID..: I8		MDL.....: 0.064		
Iron	**38700**	**50.0**	**ug/L**	**SW846 6020**	**08/11-08/12/09**	**LHRRD1AK**
		Dilution Factor: 1		Analysis Time..: 18:31	Analyst ID.....: 002260	
		Instrument ID..: I8		MDL.....: 11.0		
Potassium	**2600**	**1000**	**ug/L**	**SW846 6020**	**08/11-08/12/09**	**LHRRD1C6**
		Dilution Factor: 1		Analysis Time..: 18:31	Analyst ID.....: 002260	
		Instrument ID..: I8		MDL.....: 17.0		

(Continued on next page)

Tetra Tech NUS, Inc

Client Sample ID: MRC-MW25A-080609

TOTAL Metals

Lot-Sample #...: A9H070192-005 Matrix.....: WG

PARAMETER	RESULT	REPORTING LIMIT	UNITS	METHOD	PREPARATION-ANALYSIS DATE	WORK ORDER #
Manganese	**6100 J**	**1.0**	**ug/L**	**SW846 6020**	**08/11-08/12/09**	**LHRRD1AM**
		Dilution Factor: 1		Analysis Time..: 18:31	Analyst ID.....: 002260	
		Instrument ID..: I8		MDL.....: 0.14		
Molybdenum	ND	2.0	ug/L	SW846 6020	08/11-08/12/09	LHRRD1AN
		Dilution Factor: 1		Analysis Time..: 18:31	Analyst ID.....: 002260	
		Instrument ID..: I8		MDL.....: 0.20		
Nickel	222	**2.0**	**ug/L**	**SW846 6020**	**08/11-08/12/09**	**LHRRD1AP**
		Dilution Factor: 1		Analysis Time..: 18:31	Analyst ID.....: 002260	
		Instrument ID..: I8		MDL.....: 0.10		
Lead	**0.11 B,J**	**1.0**	**ug/L**	**SW846 6020**	**08/11-08/12/09**	**LHRRD1AL**
		Dilution Factor: 1		Analysis Time..: 18:31	Analyst ID.....: 002260	
		Instrument ID..: I8		MDL.....: 0.034		
Antimony	ND	2.0	ug/L	SW846 6020	08/11-08/12/09	LHRRD1AC
		Dilution Factor: 1		Analysis Time..: 18:31	Analyst ID.....: 002260	
		Instrument ID..: I8		MDL.....: 0.055		
Selenium	ND	5.0	ug/L	SW846 6020	08/11-08/12/09	LHRRD1AQ
		Dilution Factor: 1		Analysis Time..: 18:31	Analyst ID.....: 002260	
		Instrument ID..: I8		MDL.....: 0.14		
Thallium	ND	1.0	ug/L	SW846 6020	08/11-08/12/09	LHRRD1AT
		Dilution Factor: 1		Analysis Time..: 18:31	Analyst ID.....: 002260	
		Instrument ID..: I8		MDL.....: 0.12		
Vanadium	ND	20.0	ug/L	SW846 6020	08/11-08/12/09	LHRRD1AU
		Dilution Factor: 1		Analysis Time..: 18:31	Analyst ID.....: 002260	
		Instrument ID..: I8		MDL.....: 0.60		
Zinc	**270 J**	**20.0**	**ug/L**	**SW846 6020**	**08/11-08/12/09**	**LHRRD1AV**
		Dilution Factor: 1		Analysis Time..: 18:31	Analyst ID.....: 002260	
		Instrument ID..: I8		MDL.....: 0.85		
Mercury	ND	0.20	ug/L	SW846 7470A	08/11/09	LHRRD1AX
		Dilution Factor: 1		Analysis Time..: 15:58	Analyst ID.....: 001576	
		Instrument ID..: H1		MDL.....: 0.10		

NOTE(S):

J Method blank contamination. The associated method blank contains the target analyte at a reportable level.

B Estimated result. Result is less than RL.

Tetra Tech NUS, Inc

Client Sample ID: MRC-MW26A-080409

TOTAL Metals

Lot-Sample #...: A9H050300-005
Date Sampled...: 08/04/09 09:30 Date Received..: 08/05/09

Matrix.....: WG

PARAMETER	RESULT	REPORTING LIMIT	UNITS	METHOD	PREPARATION-ANALYSIS DATE	WORK ORDER #
Prep Batch #...: 9218017						
Silver	ND	1.0	ug/L	SW846 6020	08/06-08/12/09	LHKLP1A4
		Dilution Factor: 1		Analysis Time..: 11:49	Analyst ID.....: 002260	
		Instrument ID..: I8		MDL.....: 0.033		
Arsenic	ND	5.0	ug/L	SW846 6020	08/06-08/12/09	LHKLP1AP
		Dilution Factor: 1		Analysis Time..: 11:49	Analyst ID.....: 002260	
		Instrument ID..: I8		MDL.....: 0.21		
Barium	213 J	1.0	ug/L	SW846 6020	08/06-08/12/09	LHKLP1AQ
		Dilution Factor: 1		Analysis Time..: 11:49	Analyst ID.....: 002260	
		Instrument ID..: I8		MDL.....: 0.052		
Beryllium	10.3	1.0	ug/L	SW846 6020	08/06-08/12/09	LHKLP1AR
		Dilution Factor: 1		Analysis Time..: 11:49	Analyst ID.....: 002260	
		Instrument ID..: I8		MDL.....: 0.037		
Cadmium	0.16 B	1.0	ug/L	SW846 6020	08/06-08/12/09	LHKLP1AT
		Dilution Factor: 1		Analysis Time..: 11:49	Analyst ID.....: 002260	
		Instrument ID..: I8		MDL.....: 0.027		
Cobalt	251	1.0	ug/L	SW846 6020	08/06-08/12/09	LHKLP1AU
		Dilution Factor: 1		Analysis Time..: 11:49	Analyst ID.....: 002260	
		Instrument ID..: I8		MDL.....: 0.033		
Chromium	0.50 B,J	2.0	ug/L	SW846 6020	08/06-08/12/09	LHKLP1A8
		Dilution Factor: 1		Analysis Time..: 11:49	Analyst ID.....: 002260	
		Instrument ID..: I8		MDL.....: 0.066		
Copper	1.2 B,J	2.0	ug/L	SW846 6020	08/06-08/12/09	LHKLP1AV
		Dilution Factor: 1		Analysis Time..: 11:49	Analyst ID.....: 002260	
		Instrument ID..: I8		MDL.....: 0.064		
Iron	15200 J	50.0	ug/L	SW846 6020	08/06-08/12/09	LHKLP1AW
		Dilution Factor: 1		Analysis Time..: 11:49	Analyst ID.....: 002260	
		Instrument ID..: I8		MDL.....: 11.0		
Manganese	4930 J	1.0	ug/L	SW846 6020	08/06-08/12/09	LHKLP1A0
		Dilution Factor: 1		Analysis Time..: 11:49	Analyst ID.....: 002260	
		Instrument ID..: I8		MDL.....: 0.14		

(Continued on next page)

Tetra Tech NUS, Inc

Client Sample ID: MRC-MW26A-080409

TOTAL Metals

Lot-Sample #...: A9H050300-005 Matrix.....: WG

PARAMETER	RESULT	REPORTING LIMIT	UNITS	METHOD	PREPARATION-ANALYSIS DATE	WORK ORDER #
Molybdenum	ND	2.0	ug/L	SW846 6020	08/06-08/12/09	LHKLP1A1
		Dilution Factor: 1		Analysis Time..: 11:49	Analyst ID.....: 002260	
		Instrument ID..: I8		MDL.....: 0.20		
Nickel	**120 J**	**2.0**	**ug/L**	**SW846 6020**	**08/06-08/12/09**	**LHKLP1A2**
		Dilution Factor: 1		Analysis Time..: 11:49	Analyst ID.....: 002260	
		Instrument ID..: I8		MDL.....: 0.10		
Lead	**0.15 B,J**	**1.0**	**ug/L**	**SW846 6020**	**08/06-08/12/09**	**LHKLP1AX**
		Dilution Factor: 1		Analysis Time..: 11:49	Analyst ID.....: 002260	
		Instrument ID..: I8		MDL.....: 0.034		
Antimony	ND	2.0	ug/L	SW846 6020	08/06-08/12/09	LHKLP1AN
		Dilution Factor: 1		Analysis Time..: 11:49	Analyst ID.....: 002260	
		Instrument ID..: I8		MDL.....: 0.055		
Selenium	**0.35 B**	**5.0**	**ug/L**	**SW846 6020**	**08/06-08/12/09**	**LHKLP1A3**
		Dilution Factor: 1		Analysis Time..: 11:49	Analyst ID.....: 002260	
		Instrument ID..: I8		MDL.....: 0.14		
Thallium	ND	1.0	ug/L	SW846 6020	08/06-08/12/09	LHKLP1A5
		Dilution Factor: 1		Analysis Time..: 11:49	Analyst ID.....: 002260	
		Instrument ID..: I8		MDL.....: 0.12		
Vanadium	ND	20.0	ug/L	SW846 6020	08/06-08/12/09	LHKLP1A6
		Dilution Factor: 1		Analysis Time..: 11:49	Analyst ID.....: 002260	
		Instrument ID..: I8		MDL.....: 0.60		
Zinc	**164 J**	**20.0**	**ug/L**	**SW846 6020**	**08/06-08/12/09**	**LHKLP1A7**
		Dilution Factor: 1		Analysis Time..: 11:49	Analyst ID.....: 002260	
		Instrument ID..: I8		MDL.....: 0.85		
Mercury	ND	0.20	ug/L	SW846 7470A	08/06/09	LHKLP1A9
		Dilution Factor: 1		Analysis Time..: 16:56	Analyst ID.....: 001576	
		Instrument ID..: H4		MDL.....: 0.10		

NOTE(S):

J Method blank contamination. The associated method blank contains the target analyte at a reportable level.

B Estimated result. Result is less than RL.

Tetra Tech NUS, Inc

Client Sample ID: MRC-MW29A-080409

TOTAL Metals

Lot-Sample #...: A9H050300-006 Matrix.....: WG
Date Sampled...: 08/04/09 11:02 Date Received..: 08/05/09

PARAMETER	RESULT	REPORTING LIMIT	UNITS	METHOD	PREPARATION-ANALYSIS DATE	WORK ORDER #
Prep Batch #...: 9218017						
Silver	ND	1.0 Dilution Factor: 1 Instrument ID..: I8	ug/L	SW846 6020 Analysis Time..: 11:57 MDL.....: 0.033	08/06-08/12/09 Analyst ID.....: 002260	LHKLR1AF
Arsenic	0.28 B	5.0 Dilution Factor: 1 Instrument ID..: I8	ug/L	SW846 6020 Analysis Time..: 11:57 MDL.....: 0.21	08/06-08/12/09 Analyst ID.....: 002260	LHKLR1A2
Barium	222 J	1.0 Dilution Factor: 1 Instrument ID..: I8	ug/L	SW846 6020 Analysis Time..: 11:57 MDL.....: 0.052	08/06-08/12/09 Analyst ID.....: 002260	LHKLR1A3
Beryllium	8.3	1.0 Dilution Factor: 1 Instrument ID..: I8	ug/L	SW846 6020 Analysis Time..: 11:57 MDL.....: 0.037	08/06-08/12/09 Analyst ID.....: 002260	LHKLR1A4
Cadmium	0.75 B	1.0 Dilution Factor: 1 Instrument ID..: I8	ug/L	SW846 6020 Analysis Time..: 11:57 MDL.....: 0.027	08/06-08/12/09 Analyst ID.....: 002260	LHKLR1A5
Cobalt	230	1.0 Dilution Factor: 1 Instrument ID..: I8	ug/L	SW846 6020 Analysis Time..: 11:57 MDL.....: 0.033	08/06-08/12/09 Analyst ID.....: 002260	LHKLR1A6
Chromium	0.79 B,J	2.0 Dilution Factor: 1 Instrument ID..: I8	ug/L	SW846 6020 Analysis Time..: 11:57 MDL.....: 0.066	08/06-08/12/09 Analyst ID.....: 002260	LHKLR1AK
Copper	12.4 J	2.0 Dilution Factor: 1 Instrument ID..: I8	ug/L	SW846 6020 Analysis Time..: 11:57 MDL.....: 0.064	08/06-08/12/09 Analyst ID.....: 002260	LHKLR1A7
Iron	1590 J	50.0 Dilution Factor: 1 Instrument ID..: I8	ug/L	SW846 6020 Analysis Time..: 11:57 MDL.....: 11.0	08/06-08/12/09 Analyst ID.....: 002260	LHKLR1A8
Manganese	2440 J	1.0 Dilution Factor: 1 Instrument ID..: I8	ug/L	SW846 6020 Analysis Time..: 11:57 MDL.....: 0.14	08/06-08/12/09 Analyst ID.....: 002260	LHKLR1AA

(Continued on next page)

Tetra Tech NUS, Inc

Client Sample ID: MRC-MW29A-080409

TOTAL Metals

Lot-Sample #...: A9H050300-006 Matrix.....: WG

PARAMETER	RESULT	REPORTING LIMIT	UNITS	METHOD	PREPARATION-ANALYSIS DATE	WORK ORDER #
Molybdenum	ND	2.0	ug/L	SW846 6020	08/06-08/12/09	LHKLR1AC
		Dilution Factor: 1		Analysis Time..: 11:57	Analyst ID.....: 002260	
		Instrument ID..: I8		MDL.....: 0.20		
Nickel	137 J	2.0	ug/L	SW846 6020	08/06-08/12/09	LHKLR1AD
		Dilution Factor: 1		Analysis Time..: 11:57	Analyst ID.....: 002260	
		Instrument ID..: I8		MDL.....: 0.10		
Lead	0.60 B,J	1.0	ug/L	SW846 6020	08/06-08/12/09	LHKLR1A9
		Dilution Factor: 1		Analysis Time..: 11:57	Analyst ID.....: 002260	
		Instrument ID..: I8		MDL.....: 0.034		
Antimony	0.081 B,J	2.0	ug/L	SW846 6020	08/06-08/12/09	LHKLR1A1
		Dilution Factor: 1		Analysis Time..: 11:57	Analyst ID.....: 002260	
		Instrument ID..: I8		MDL.....: 0.055		
Selenium	0.77 B	5.0	ug/L	SW846 6020	08/06-08/12/09	LHKLR1AE
		Dilution Factor: 1		Analysis Time..: 11:57	Analyst ID.....: 002260	
		Instrument ID..: I8		MDL.....: 0.14		
Thallium	0.15 B	1.0	ug/L	SW846 6020	08/06-08/12/09	LHKLR1AG
		Dilution Factor: 1		Analysis Time..: 11:57	Analyst ID.....: 002260	
		Instrument ID..: I8		MDL.....: 0.12		
Vanadium	1.3 B	20.0	ug/L	SW846 6020	08/06-08/12/09	LHKLR1AH
		Dilution Factor: 1		Analysis Time..: 11:57	Analyst ID.....: 002260	
		Instrument ID..: I8		MDL.....: 0.60		
Zinc	228 J	20.0	ug/L	SW846 6020	08/06-08/12/09	LHKLR1AJ
		Dilution Factor: 1		Analysis Time..: 11:57	Analyst ID.....: 002260	
		Instrument ID..: I8		MDL.....: 0.85		
Mercury	0.14 B	0.20	ug/L	SW846 7470A	08/06/09	LHKLR1AL
		Dilution Factor: 1		Analysis Time..: 16:59	Analyst ID.....: 001576	
		Instrument ID..: H4		MDL.....: 0.10		

NOTE(S):

B Estimated result. Result is less than RL.

J Method blank contamination. The associated method blank contains the target analyte at a reportable level.

Tetra Tech NUS, Inc

Client Sample ID: MRC-MW30A-080409

TOTAL Metals

Lot-Sample #...: A9H050300-007 Matrix.....: WG
Date Sampled...: 08/04/09 15:00 Date Received..: 08/05/09

PARAMETER	RESULT	REPORTING LIMIT	UNITS	METHOD	PREPARATION-ANALYSIS DATE	WORK ORDER #
Prep Batch #...: 9218017						
Silver	ND	1.0	ug/L	SW846 6020	08/06-08/12/09	LHKLV1AR
		Dilution Factor: 1		Analysis Time..: 12:05	Analyst ID.....: 002260	
		Instrument ID..: I8		MDL.....: 0.033		
Arsenic	0.35 B	5.0	ug/L	SW846 6020	08/06-08/12/09	LHKLV1AD
		Dilution Factor: 1		Analysis Time..: 12:05	Analyst ID.....: 002260	
		Instrument ID..: I8		MDL.....: 0.21		
Barium	129 J	1.0	ug/L	SW846 6020	08/06-08/12/09	LHKLV1AE
		Dilution Factor: 1		Analysis Time..: 12:05	Analyst ID.....: 002260	
		Instrument ID..: I8		MDL.....: 0.052		
Beryllium	0.56 B	1.0	ug/L	SW846 6020	08/06-08/12/09	LHKLV1AF
		Dilution Factor: 1		Analysis Time..: 12:05	Analyst ID.....: 002260	
		Instrument ID..: I8		MDL.....: 0.037		
Cadmium	0.15 B	1.0	ug/L	SW846 6020	08/06-08/12/09	LHKLV1AG
		Dilution Factor: 1		Analysis Time..: 12:05	Analyst ID.....: 002260	
		Instrument ID..: I8		MDL.....: 0.027		
Cobalt	6.6	1.0	ug/L	SW846 6020	08/06-08/12/09	LHKLV1AH
		Dilution Factor: 1		Analysis Time..: 12:05	Analyst ID.....: 002260	
		Instrument ID..: I8		MDL.....: 0.033		
Chromium	0.26 B,J	2.0	ug/L	SW846 6020	08/06-08/12/09	LHKLV1AW
		Dilution Factor: 1		Analysis Time..: 12:05	Analyst ID.....: 002260	
		Instrument ID..: I8		MDL.....: 0.066		
Copper	0.99 B,J	2.0	ug/L	SW846 6020	08/06-08/12/09	LHKLV1AJ
		Dilution Factor: 1		Analysis Time..: 12:05	Analyst ID.....: 002260	
		Instrument ID..: I8		MDL.....: 0.064		
Iron	ND	50.0	ug/L	SW846 6020	08/06-08/12/09	LHKLV1AK
		Dilution Factor: 1		Analysis Time..: 12:05	Analyst ID.....: 002260	
		Instrument ID..: I8		MDL.....: 11.0		
Manganese	68.4 J	1.0	ug/L	SW846 6020	08/06-08/12/09	LHKLV1AM
		Dilution Factor: 1		Analysis Time..: 12:05	Analyst ID.....: 002260	
		Instrument ID..: I8		MDL.....: 0.14		

(Continued on next page)

Tetra Tech NUS, Inc

Client Sample ID: MRC-MW30A-080409

TOTAL Metals

Lot-Sample #...: A9H050300-007 Matrix.....: WG

PARAMETER	RESULT	REPORTING LIMIT	UNITS	METHOD	PREPARATION-ANALYSIS DATE	WORK ORDER #
Molybdenum	ND	2.0	ug/L	SW846 6020	08/06-08/12/09	LHKLV1AN
		Dilution Factor: 1		Analysis Time..: 12:05	Analyst ID.....: 002260	
		Instrument ID..: I8		MDL.....: 0.20		
Nickel	**15.1 J**	**2.0**	**ug/L**	**SW846 6020**	**08/06-08/12/09**	**LHKLV1AP**
		Dilution Factor: 1		Analysis Time..: 12:05	Analyst ID.....: 002260	
		Instrument ID..: I8		MDL.....: 0.10		
Lead	**0.088 B,J**	**1.0**	**ug/L**	**SW846 6020**	**08/06-08/12/09**	**LHKLV1AL**
		Dilution Factor: 1		Analysis Time..: 12:05	Analyst ID.....: 002260	
		Instrument ID..: I8		MDL.....: 0.034		
Antimony	**0.23 B,J**	**2.0**	**ug/L**	**SW846 6020**	**08/06-08/12/09**	**LHKLV1AC**
		Dilution Factor: 1		Analysis Time..: 12:05	Analyst ID.....: 002260	
		Instrument ID..: I8		MDL.....: 0.055		
Selenium	**1.5 B**	**5.0**	**ug/L**	**SW846 6020**	**08/06-08/12/09**	**LHKLV1AQ**
		Dilution Factor: 1		Analysis Time..: 12:05	Analyst ID.....: 002260	
		Instrument ID..: I8		MDL.....: 0.14		
Thallium	ND	1.0	ug/L	SW846 6020	08/06-08/12/09	LHKLV1AT
		Dilution Factor: 1		Analysis Time..: 12:05	Analyst ID.....: 002260	
		Instrument ID..: I8		MDL.....: 0.12		
Vanadium	**5.7 B**	**20.0**	**ug/L**	**SW846 6020**	**08/06-08/12/09**	**LHKLV1AU**
		Dilution Factor: 1		Analysis Time..: 12:05	Analyst ID.....: 002260	
		Instrument ID..: I8		MDL.....: 0.60		
Zinc	**45.0 J**	**20.0**	**ug/L**	**SW846 6020**	**08/06-08/12/09**	**LHKLV1AV**
		Dilution Factor: 1		Analysis Time..: 12:05	Analyst ID.....: 002260	
		Instrument ID..: I8		MDL.....: 0.85		
Mercury	ND	0.20	ug/L	SW846 7470A	08/06/09	LHKLV1AX
		Dilution Factor: 1		Analysis Time..: 16:53	Analyst ID.....: 001576	
		Instrument ID..: H4		MDL.....: 0.10		

NOTE(S):

B Estimated result. Result is less than RL.

J Method blank contamination. The associated method blank contains the target analyte at a reportable level.

Tetra Tech NUS, Inc

Client Sample ID: MRC-MW44A-080509

TOTAL Metals

Lot-Sample #...: A9H070192-003 Matrix.....: WG
Date Sampled...: 08/05/09 11:21 Date Received..: 08/07/09

PARAMETER	RESULT	REPORTING LIMIT	UNITS	METHOD	PREPARATION-ANALYSIS DATE	WORK ORDER #
Prep Batch #...: 9223022						
Silver	ND	1.0	ug/L	SW846 6020	08/11-08/12/09	LHRQ01AR
		Dilution Factor: 1		Analysis Time..: 18:05	Analyst ID.....: 002260	
		Instrument ID..: I8		MDL.....: 0.033		
Arsenic	**1.1 B**	**5.0**	**ug/L**	**SW846 6020**	**08/11-08/12/09**	**LHRQ01AD**
		Dilution Factor: 1		Analysis Time..: 18:05	Analyst ID.....: 002260	
		Instrument ID..: I8		MDL.....: 0.21		
Barium	**133 J**	**1.0**	**ug/L**	**SW846 6020**	**08/11-08/12/09**	**LHRQ01AE**
		Dilution Factor: 1		Analysis Time..: 18:05	Analyst ID.....: 002260	
		Instrument ID..: I8		MDL.....: 0.052		
Beryllium	**0.047 B**	**1.0**	**ug/L**	**SW846 6020**	**08/11-08/12/09**	**LHRQ01AF**
		Dilution Factor: 1		Analysis Time..: 18:05	Analyst ID.....: 002260	
		Instrument ID..: I8		MDL.....: 0.037		
Cadmium	ND	1.0	ug/L	SW846 6020	08/11-08/12/09	LHRQ01AG
		Dilution Factor: 1		Analysis Time..: 18:05	Analyst ID.....: 002260	
		Instrument ID..: I8		MDL.....: 0.027		
Cobalt	**0.51 B**	**1.0**	**ug/L**	**SW846 6020**	**08/11-08/12/09**	**LHRQ01AH**
		Dilution Factor: 1		Analysis Time..: 18:05	Analyst ID.....: 002260	
		Instrument ID..: I8		MDL.....: 0.033		
Chromium	**0.77 B**	**2.0**	**ug/L**	**SW846 6020**	**08/11-08/12/09**	**LHRQ01AW**
		Dilution Factor: 1		Analysis Time..: 18:05	Analyst ID.....: 002260	
		Instrument ID..: I8		MDL.....: 0.066		
Copper	**0.19 B**	**2.0**	**ug/L**	**SW846 6020**	**08/11-08/12/09**	**LHRQ01AJ**
		Dilution Factor: 1		Analysis Time..: 18:05	Analyst ID.....: 002260	
		Instrument ID..: I8		MDL.....: 0.064		
Iron	**16700**	**50.0**	**ug/L**	**SW846 6020**	**08/11-08/12/09**	**LHRQ01AK**
		Dilution Factor: 1		Analysis Time..: 18:05	Analyst ID.....: 002260	
		Instrument ID..: I8		MDL.....: 11.0		
Manganese	**264 J**	**1.0**	**ug/L**	**SW846 6020**	**08/11-08/12/09**	**LHRQ01AM**
		Dilution Factor: 1		Analysis Time..: 18:05	Analyst ID.....: 002260	
		Instrument ID..: I8		MDL.....: 0.14		

(Continued on next page)

Tetra Tech NUS, Inc

Client Sample ID: MRC-MW44A-080509

TOTAL Metals

Lot-Sample #...: A9H070192-003 Matrix.....: WG

PARAMETER	RESULT	REPORTING LIMIT	UNITS	METHOD	PREPARATION-ANALYSIS DATE	WORK ORDER #
Molybdenum	ND	2.0	ug/L	SW846 6020	08/11-08/12/09	LHRQ01AN
		Dilution Factor: 1		Analysis Time..: 18:05	Analyst ID.....: 002260	
		Instrument ID..: I8		MDL.....: 0.20		
Nickel	0.34 B	2.0	ug/L	SW846 6020	08/11-08/12/09	LHRQ01AP
		Dilution Factor: 1		Analysis Time..: 18:05	Analyst ID.....: 002260	
		Instrument ID..: I8		MDL.....: 0.10		
Lead	0.16 B,J	1.0	ug/L	SW846 6020	08/11-08/12/09	LHRQ01AL
		Dilution Factor: 1		Analysis Time..: 18:05	Analyst ID.....: 002260	
		Instrument ID..: I8		MDL.....: 0.034		
Antimony	0.15 B	2.0	ug/L	SW846 6020	08/11-08/12/09	LHRQ01AC
		Dilution Factor: 1		Analysis Time..: 18:05	Analyst ID.....: 002260	
		Instrument ID..: I8		MDL.....: 0.055		
Selenium	0.16 B	5.0	ug/L	SW846 6020	08/11-08/12/09	LHRQ01AQ
		Dilution Factor: 1		Analysis Time..: 18:05	Analyst ID.....: 002260	
		Instrument ID..: I8		MDL.....: 0.14		
Thallium	0.19 B	1.0	ug/L	SW846 6020	08/11-08/12/09	LHRQ01AT
		Dilution Factor: 1		Analysis Time..: 18:05	Analyst ID.....: 002260	
		Instrument ID..: I8		MDL.....: 0.12		
Vanadium	0.98 B	20.0	ug/L	SW846 6020	08/11-08/12/09	LHRQ01AU
		Dilution Factor: 1		Analysis Time..: 18:05	Analyst ID.....: 002260	
		Instrument ID..: I8		MDL.....: 0.60		
Zinc	19.0 B,J	20.0	ug/L	SW846 6020	08/11-08/12/09	LHRQ01AV
		Dilution Factor: 1		Analysis Time..: 18:05	Analyst ID.....: 002260	
		Instrument ID..: I8		MDL.....: 0.85		
Mercury	ND	0.20	ug/L	SW846 7470A	08/11/09	LHRQ01AX
		Dilution Factor: 1		Analysis Time..: 15:51	Analyst ID.....: 001576	
		Instrument ID..: H1		MDL.....: 0.10		

NOTE(S):

B Estimated result. Result is less than RL.

J Method blank contamination. The associated method blank contains the target analyte at a reportable level.

Tetra Tech NUS, Inc

Client Sample ID: MRC-MW50A-080509

TOTAL Metals

Lot-Sample #...: A9H070192-002
Date Sampled...: 08/05/09 09:49 Date Received..: 08/07/09

Matrix.....: WG

PARAMETER	RESULT	REPORTING LIMIT	UNITS	METHOD	PREPARATION-ANALYSIS DATE	WORK ORDER #
Prep Batch #...: 9223022						
Silver	0.88 B	1.0	ug/L	SW846 6020	08/11-08/12/09	LHRQM1AR
		Dilution Factor: 1		Analysis Time..: 17:37	Analyst ID.....: 002260	
		Instrument ID..: I8		MDL.....: 0.033		
Arsenic	0.66 B	5.0	ug/L	SW846 6020	08/11-08/12/09	LHRQM1AD
		Dilution Factor: 1		Analysis Time..: 17:37	Analyst ID.....: 002260	
		Instrument ID..: I8		MDL.....: 0.21		
Barium	108 J	1.0	ug/L	SW846 6020	08/11-08/12/09	LHRQM1AE
		Dilution Factor: 1		Analysis Time..: 17:37	Analyst ID.....: 002260	
		Instrument ID..: I8		MDL.....: 0.052		
Beryllium	2.1	1.0	ug/L	SW846 6020	08/11-08/12/09	LHRQM1AF
		Dilution Factor: 1		Analysis Time..: 17:37	Analyst ID.....: 002260	
		Instrument ID..: I8		MDL.....: 0.037		
Cadmium	0.37 B	1.0	ug/L	SW846 6020	08/11-08/12/09	LHRQM1AG
		Dilution Factor: 1		Analysis Time..: 17:37	Analyst ID.....: 002260	
		Instrument ID..: I8		MDL.....: 0.027		
Cobalt	70.6	1.0	ug/L	SW846 6020	08/11-08/12/09	LHRQM1AH
		Dilution Factor: 1		Analysis Time..: 17:37	Analyst ID.....: 002260	
		Instrument ID..: I8		MDL.....: 0.033		
Chromium	0.14 B	2.0	ug/L	SW846 6020	08/11-08/12/09	LHRQM1AW
		Dilution Factor: 1		Analysis Time..: 17:37	Analyst ID.....: 002260	
		Instrument ID..: I8		MDL.....: 0.066		
Copper	16.0	2.0	ug/L	SW846 6020	08/11-08/12/09	LHRQM1AJ
		Dilution Factor: 1		Analysis Time..: 17:37	Analyst ID.....: 002260	
		Instrument ID..: I8		MDL.....: 0.064		
Iron	4080	50.0	ug/L	SW846 6020	08/11-08/12/09	LHRQM1AK
		Dilution Factor: 1		Analysis Time..: 17:37	Analyst ID.....: 002260	
		Instrument ID..: I8		MDL.....: 11.0		
Manganese	424 J	1.0	ug/L	SW846 6020	08/11-08/12/09	LHRQM1AM
		Dilution Factor: 1		Analysis Time..: 17:37	Analyst ID.....: 002260	
		Instrument ID..: I8		MDL.....: 0.14		

(Continued on next page)

Tetra Tech NUS, Inc

Client Sample ID: MRC-MW50A-080509

TOTAL Metals

Lot-Sample #...: A9H070192-002 Matrix.....: WG

PARAMETER	RESULT	REPORTING LIMIT	UNITS	METHOD	PREPARATION-ANALYSIS DATE	WORK ORDER #
Molybdenum	ND	2.0	ug/L	SW846 6020	08/11-08/12/09	LHRQM1AN
		Dilution Factor: 1		Analysis Time..: 17:37	Analyst ID.....: 002260	
		Instrument ID..: I8		MDL.....: 0.20		
Nickel	65.9	2.0	ug/L	SW846 6020	08/11-08/12/09	LHRQM1AP
		Dilution Factor: 1		Analysis Time..: 17:37	Analyst ID.....: 002260	
		Instrument ID..: I8		MDL.....: 0.10		
Lead	0.41 B,J	1.0	ug/L	SW846 6020	08/11-08/12/09	LHRQM1AL
		Dilution Factor: 1		Analysis Time..: 17:37	Analyst ID.....: 002260	
		Instrument ID..: I8		MDL.....: 0.034		
Antimony	0.41 B	2.0	ug/L	SW846 6020	08/11-08/12/09	LHRQM1AC
		Dilution Factor: 1		Analysis Time..: 17:37	Analyst ID.....: 002260	
		Instrument ID..: I8		MDL.....: 0.055		
Selenium	2.8 B	5.0	ug/L	SW846 6020	08/11-08/12/09	LHRQM1AQ
		Dilution Factor: 1		Analysis Time..: 17:37	Analyst ID.....: 002260	
		Instrument ID..: I8		MDL.....: 0.14		
Thallium	0.56 B	1.0	ug/L	SW846 6020	08/11-08/12/09	LHRQM1AT
		Dilution Factor: 1		Analysis Time..: 17:37	Analyst ID.....: 002260	
		Instrument ID..: I8		MDL.....: 0.12		
Vanadium	3.1 B	20.0	ug/L	SW846 6020	08/11-08/12/09	LHRQM1AU
		Dilution Factor: 1		Analysis Time..: 17:37	Analyst ID.....: 002260	
		Instrument ID..: I8		MDL.....: 0.60		
Zinc	79.0 J	20.0	ug/L	SW846 6020	08/11-08/12/09	LHRQM1AV
		Dilution Factor: 1		Analysis Time..: 17:37	Analyst ID.....: 002260	
		Instrument ID..: I8		MDL.....: 0.85		
Mercury	ND	0.20	ug/L	SW846 7470A	08/11/09	LHRQM1AX
		Dilution Factor: 1		Analysis Time..: 15:44	Analyst ID.....: 001576	
		Instrument ID..: H1		MDL.....: 0.10		

NOTE(S):

B Estimated result. Result is less than RL.

J Method blank contamination. The associated method blank contains the target analyte at a reportable level.

Tetra Tech NUS, Inc

Client Sample ID: MRC-MW59A-080309

TOTAL Metals

Lot-Sample #...: A9H050300-004 Matrix.....: WG
Date Sampled...: 08/03/09 14:32 Date Received..: 08/05/09

PARAMETER	RESULT	REPORTING LIMIT	UNITS	METHOD	PREPARATION-ANALYSIS DATE	WORK ORDER #
Prep Batch #...: 9218017						
Silver	ND	1.0	ug/L	SW846 6020	08/06-08/12/09	LHKLL1A3
		Dilution Factor: 1		Analysis Time..: 11:41	Analyst ID.....: 002260	
		Instrument ID..: I8		MDL.....: 0.033		
Arsenic	2.9 B	5.0	ug/L	SW846 6020	08/06-08/12/09	LHKLL1AN
		Dilution Factor: 1		Analysis Time..: 11:41	Analyst ID.....: 002260	
		Instrument ID..: I8		MDL.....: 0.21		
Barium	202 J	1.0	ug/L	SW846 6020	08/06-08/12/09	LHKLL1AP
		Dilution Factor: 1		Analysis Time..: 11:41	Analyst ID.....: 002260	
		Instrument ID..: I8		MDL.....: 0.052		
Beryllium	1.7	1.0	ug/L	SW846 6020	08/06-08/12/09	LHKLL1AQ
		Dilution Factor: 1		Analysis Time..: 11:41	Analyst ID.....: 002260	
		Instrument ID..: I8		MDL.....: 0.037		
Cadmium	0.39 B	1.0	ug/L	SW846 6020	08/06-08/12/09	LHKLL1AR
		Dilution Factor: 1		Analysis Time..: 11:41	Analyst ID.....: 002260	
		Instrument ID..: I8		MDL.....: 0.027		
Cobalt	777	1.0	ug/L	SW846 6020	08/06-08/12/09	LHKLL1AT
		Dilution Factor: 1		Analysis Time..: 11:41	Analyst ID.....: 002260	
		Instrument ID..: I8		MDL.....: 0.033		
Chromium	1.1 B,J	2.0	ug/L	SW846 6020	08/06-08/12/09	LHKLL1A7
		Dilution Factor: 1		Analysis Time..: 11:41	Analyst ID.....: 002260	
		Instrument ID..: I8		MDL.....: 0.066		
Copper	0.36 B,J	2.0	ug/L	SW846 6020	08/06-08/12/09	LHKLL1AU
		Dilution Factor: 1		Analysis Time..: 11:41	Analyst ID.....: 002260	
		Instrument ID..: I8		MDL.....: 0.064		
Iron	59000 J	50.0	ug/L	SW846 6020	08/06-08/12/09	LHKLL1AV
		Dilution Factor: 1		Analysis Time..: 11:41	Analyst ID.....: 002260	
		Instrument ID..: I8		MDL.....: 11.0		
Manganese	14600 J	10.0	ug/L	SW846 6020	08/06-08/18/09	LHKLL1AX
		Dilution Factor: 10		Analysis Time..: 11:23	Analyst ID.....: 002260	
		Instrument ID..: I8		MDL.....: 1.4		

(Continued on next page)

Tetra Tech NUS, Inc

Client Sample ID: MRC-MW59A-080309

TOTAL Metals

Lot-Sample #...: A9H050300-004 Matrix.....: WG

PARAMETER	RESULT	REPORTING LIMIT	UNITS	METHOD	PREPARATION-ANALYSIS DATE	WORK ORDER #
Molybdenum	ND	2.0	ug/L	SW846 6020	08/06-08/12/09	LHKLL1A0
		Dilution Factor: 1		Analysis Time..: 11:41	Analyst ID.....: 002260	
		Instrument ID..: I8		MDL.....: 0.20		
Nickel	**515 J**	**2.0**	**ug/L**	**SW846 6020**	**08/06-08/12/09**	**LHKLL1A1**
		Dilution Factor: 1		Analysis Time..: 11:41	Analyst ID.....: 002260	
		Instrument ID..: I8		MDL.....: 0.10		
Lead	**0.35 B,J**	**1.0**	**ug/L**	**SW846 6020**	**08/06-08/12/09**	**LHKLL1AW**
		Dilution Factor: 1		Analysis Time..: 11:41	Analyst ID.....: 002260	
		Instrument ID..: I8		MDL.....: 0.034		
Antimony	**0.090 B,J**	**2.0**	**ug/L**	**SW846 6020**	**08/06-08/12/09**	**LHKLL1AM**
		Dilution Factor: 1		Analysis Time..: 11:41	Analyst ID.....: 002260	
		Instrument ID..: I8		MDL.....: 0.055		
Selenium	**0.56 B**	**5.0**	**ug/L**	**SW846 6020**	**08/06-08/12/09**	**LHKLL1A2**
		Dilution Factor: 1		Analysis Time..: 11:41	Analyst ID.....: 002260	
		Instrument ID..: I8		MDL.....: 0.14		
Thallium	ND	1.0	ug/L	SW846 6020	08/06-08/12/09	LHKLL1A4
		Dilution Factor: 1		Analysis Time..: 11:41	Analyst ID.....: 002260	
		Instrument ID..: I8		MDL.....: 0.12		
Vanadium	ND	20.0	ug/L	SW846 6020	08/06-08/12/09	LHKLL1A5
		Dilution Factor: 1		Analysis Time..: 11:41	Analyst ID.....: 002260	
		Instrument ID..: I8		MDL.....: 0.60		
Zinc	**935 J**	**20.0**	**ug/L**	**SW846 6020**	**08/06-08/12/09**	**LHKLL1A6**
		Dilution Factor: 1		Analysis Time..: 11:41	Analyst ID.....: 002260	
		Instrument ID..: I8		MDL.....: 0.85		
Mercury	ND	0.20	ug/L	SW846 7470A	08/06/09	LHKLL1A8
		Dilution Factor: 1		Analysis Time..: 16:49	Analyst ID.....: 001576	
		Instrument ID..: H4		MDL.....: 0.10		

NOTE(S):

B Estimated result. Result is less than RL.

J Method blank contamination. The associated method blank contains the target analyte at a reportable level.

Tetra Tech NUS, Inc

Client Sample ID: MRC-MW60A-080309

TOTAL Metals

Lot-Sample #...: A9H050300-002 Matrix.....: WG
Date Sampled...: 08/03/09 10:38 Date Received..: 08/05/09

PARAMETER	RESULT	REPORTING LIMIT	UNITS	METHOD	PREPARATION-ANALYSIS DATE	WORK ORDER #
Prep Batch #...: 9218017						
Silver	ND	1.0	ug/L	SW846 6020	08/06-08/12/09	LHKK61AR
		Dilution Factor: 1		Analysis Time..: 11:04	Analyst ID.....: 002260	
		Instrument ID..: I8		MDL.....: 0.033		
Arsenic	2.6 B	5.0	ug/L	SW846 6020	08/06-08/12/09	LHKK61AD
		Dilution Factor: 1		Analysis Time..: 11:04	Analyst ID.....: 002260	
		Instrument ID..: I8		MDL.....: 0.21		
Barium	49.2 J	1.0	ug/L	SW846 6020	08/06-08/12/09	LHKK61AE
		Dilution Factor: 1		Analysis Time..: 11:04	Analyst ID.....: 002260	
		Instrument ID..: I8		MDL.....: 0.052		
Beryllium	1.1	1.0	ug/L	SW846 6020	08/06-08/12/09	LHKK61AF
		Dilution Factor: 1		Analysis Time..: 11:04	Analyst ID.....: 002260	
		Instrument ID..: I8		MDL.....: 0.037		
Cadmium	0.028 B	1.0	ug/L	SW846 6020	08/06-08/12/09	LHKK61AG
		Dilution Factor: 1		Analysis Time..: 11:04	Analyst ID.....: 002260	
		Instrument ID..: I8		MDL.....: 0.027		
Cobalt	57.1	1.0	ug/L	SW846 6020	08/06-08/12/09	LHKK61AH
		Dilution Factor: 1		Analysis Time..: 11:04	Analyst ID.....: 002260	
		Instrument ID..: I8		MDL.....: 0.033		
Chromium	ND	2.0	ug/L	SW846 6020	08/06-08/12/09	LHKK61AW
		Dilution Factor: 1		Analysis Time..: 11:04	Analyst ID.....: 002260	
		Instrument ID..: I8		MDL.....: 0.066		
Copper	0.68 B,J	2.0	ug/L	SW846 6020	08/06-08/12/09	LHKK61AJ
		Dilution Factor: 1		Analysis Time..: 11:04	Analyst ID.....: 002260	
		Instrument ID..: I8		MDL.....: 0.064		
Iron	25500 J	50.0	ug/L	SW846 6020	08/06-08/12/09	LHKK61AK
		Dilution Factor: 1		Analysis Time..: 11:04	Analyst ID.....: 002260	
		Instrument ID..: I8		MDL.....: 11.0		
Manganese	4140 J	1.0	ug/L	SW846 6020	08/06-08/12/09	LHKK61AM
		Dilution Factor: 1		Analysis Time..: 11:04	Analyst ID.....: 002260	
		Instrument ID..: I8		MDL.....: 0.14		

(Continued on next page)

Tetra Tech NUS, Inc

Client Sample ID: MRC-MW60A-080309

TOTAL Metals

Lot-Sample #...: A9H050300-002 Matrix.....: WG

PARAMETER	RESULT	REPORTING LIMIT	UNITS	METHOD	PREPARATION-ANALYSIS DATE	WORK ORDER #
Molybdenum	ND	2.0	ug/L	SW846 6020	08/06-08/12/09	LHKK61AN
		Dilution Factor: 1		Analysis Time..: 11:04	Analyst ID.....: 002260	
		Instrument ID..: I8		MDL.....: 0.20		
Nickel	**62.7 J**	**2.0**	**ug/L**	**SW846 6020**	**08/06-08/12/09**	**LHKK61AP**
		Dilution Factor: 1		Analysis Time..: 11:04	Analyst ID.....: 002260	
		Instrument ID..: I8		MDL.....: 0.10		
Lead	**0.18 B,J**	**1.0**	**ug/L**	**SW846 6020**	**08/06-08/12/09**	**LHKK61AL**
		Dilution Factor: 1		Analysis Time..: 11:04	Analyst ID.....: 002260	
		Instrument ID..: I8		MDL.....: 0.034		
Antimony	**0.077 B,J**	**2.0**	**ug/L**	**SW846 6020**	**08/06-08/12/09**	**LHKK61AC**
		Dilution Factor: 1		Analysis Time..: 11:04	Analyst ID.....: 002260	
		Instrument ID..: I8		MDL.....: 0.055		
Selenium	**0.20 B**	**5.0**	**ug/L**	**SW846 6020**	**08/06-08/12/09**	**LHKK61AQ**
		Dilution Factor: 1		Analysis Time..: 11:04	Analyst ID.....: 002260	
		Instrument ID..: I8		MDL.....: 0.14		
Thallium	ND	1.0	ug/L	SW846 6020	08/06-08/12/09	LHKK61AT
		Dilution Factor: 1		Analysis Time..: 11:04	Analyst ID.....: 002260	
		Instrument ID..: I8		MDL.....: 0.12		
Vanadium	ND	20.0	ug/L	SW846 6020	08/06-08/12/09	LHKK61AU
		Dilution Factor: 1		Analysis Time..: 11:04	Analyst ID.....: 002260	
		Instrument ID..: I8		MDL.....: 0.60		
Zinc	**8.8 B,J**	**20.0**	**ug/L**	**SW846 6020**	**08/06-08/12/09**	**LHKK61AV**
		Dilution Factor: 1		Analysis Time..: 11:04	Analyst ID.....: 002260	
		Instrument ID..: I8		MDL.....: 0.85		
Mercury	ND	0.20	ug/L	SW846 7470A	08/06/09	LHKK61AX
		Dilution Factor: 1		Analysis Time..: 16:39	Analyst ID.....: 001576	
		Instrument ID..: H4		MDL.....: 0.10		

NOTE(S):

B Estimated result. Result is less than RL.

J Method blank contamination. The associated method blank contains the target analyte at a reportable level.

Tetra Tech NUS, Inc

Client Sample ID: MRC-MW61A-080309

TOTAL Metals

Lot-Sample #...: A9H050300-003 Matrix.....: WG
Date Sampled...: 08/03/09 12:02 Date Received..: 08/05/09

PARAMETER	RESULT	REPORTING LIMIT	UNITS	METHOD	PREPARATION-ANALYSIS DATE	WORK ORDER #
Prep Batch #...: 9218017						
Silver	0.070 B	1.0	ug/L	SW846 6020	08/06-08/12/09	LHKLJ1AQ
		Dilution Factor: 1		Analysis Time..: 11:33	Analyst ID.....: 002260	
		Instrument ID..: I8		MDL.....: 0.033		
Arsenic	0.27 B	5.0	ug/L	SW846 6020	08/06-08/12/09	LHKLJ1AC
		Dilution Factor: 1		Analysis Time..: 11:33	Analyst ID.....: 002260	
		Instrument ID..: I8		MDL.....: 0.21		
Barium	69.5 J	1.0	ug/L	SW846 6020	08/06-08/12/09	LHKLJ1AD
		Dilution Factor: 1		Analysis Time..: 11:33	Analyst ID.....: 002260	
		Instrument ID..: I8		MDL.....: 0.052		
Beryllium	8.0	1.0	ug/L	SW846 6020	08/06-08/12/09	LHKLJ1AE
		Dilution Factor: 1		Analysis Time..: 11:33	Analyst ID.....: 002260	
		Instrument ID..: I8		MDL.....: 0.037		
Cadmium	0.28 B	1.0	ug/L	SW846 6020	08/06-08/12/09	LHKLJ1AF
		Dilution Factor: 1		Analysis Time..: 11:33	Analyst ID.....: 002260	
		Instrument ID..: I8		MDL.....: 0.027		
Cobalt	61.6	1.0	ug/L	SW846 6020	08/06-08/12/09	LHKLJ1AG
		Dilution Factor: 1		Analysis Time..: 11:33	Analyst ID.....: 002260	
		Instrument ID..: I8		MDL.....: 0.033		
Chromium	0.57 B,J	2.0	ug/L	SW846 6020	08/06-08/12/09	LHKLJ1AV
		Dilution Factor: 1		Analysis Time..: 11:33	Analyst ID.....: 002260	
		Instrument ID..: I8		MDL.....: 0.066		
Copper	4.6 J	2.0	ug/L	SW846 6020	08/06-08/12/09	LHKLJ1AH
		Dilution Factor: 1		Analysis Time..: 11:33	Analyst ID.....: 002260	
		Instrument ID..: I8		MDL.....: 0.064		
Iron	564 J	50.0	ug/L	SW846 6020	08/06-08/12/09	LHKLJ1AJ
		Dilution Factor: 1		Analysis Time..: 11:33	Analyst ID.....: 002260	
		Instrument ID..: I8		MDL.....: 11.0		
Manganese	987 J	1.0	ug/L	SW846 6020	08/06-08/12/09	LHKLJ1AL
		Dilution Factor: 1		Analysis Time..: 11:33	Analyst ID.....: 002260	
		Instrument ID..: I8		MDL.....: 0.14		

(Continued on next page)

Tetra Tech NUS, Inc

Client Sample ID: MRC-MW61A-080309

TOTAL Metals

Lot-Sample #...: A9H050300-003 Matrix.....: WG

PARAMETER	RESULT	REPORTING LIMIT	UNITS	METHOD	PREPARATION-ANALYSIS DATE	WORK ORDER #
Molybdenum	0.41 B	2.0	ug/L	SW846 6020	08/06-08/12/09	LHKLJ1AM
		Dilution Factor: 1		Analysis Time..: 11:33	Analyst ID.....: 002260	
		Instrument ID..: I8		MDL.....: 0.20		
Nickel	76.5 J	2.0	ug/L	SW846 6020	08/06-08/12/09	LHKLJ1AN
		Dilution Factor: 1		Analysis Time..: 11:33	Analyst ID.....: 002260	
		Instrument ID..: I8		MDL.....: 0.10		
Lead	1.2 J	1.0	ug/L	SW846 6020	08/06-08/12/09	LHKLJ1AK
		Dilution Factor: 1		Analysis Time..: 11:33	Analyst ID.....: 002260	
		Instrument ID..: I8		MDL.....: 0.034		
Antimony	1.0 B,J	2.0	ug/L	SW846 6020	08/06-08/12/09	LHKLJ1AA
		Dilution Factor: 1		Analysis Time..: 11:33	Analyst ID.....: 002260	
		Instrument ID..: I8		MDL.....: 0.055		
Selenium	0.98 B	5.0	ug/L	SW846 6020	08/06-08/12/09	LHKLJ1AP
		Dilution Factor: 1		Analysis Time..: 11:33	Analyst ID.....: 002260	
		Instrument ID..: I8		MDL.....: 0.14		
Thallium	0.13 B	1.0	ug/L	SW846 6020	08/06-08/12/09	LHKLJ1AR
		Dilution Factor: 1		Analysis Time..: 11:33	Analyst ID.....: 002260	
		Instrument ID..: I8		MDL.....: 0.12		
Vanadium	2.7 B	20.0	ug/L	SW846 6020	08/06-08/12/09	LHKLJ1AT
		Dilution Factor: 1		Analysis Time..: 11:33	Analyst ID.....: 002260	
		Instrument ID..: I8		MDL.....: 0.60		
Zinc	112 J	20.0	ug/L	SW846 6020	08/06-08/12/09	LHKLJ1AU
		Dilution Factor: 1		Analysis Time..: 11:33	Analyst ID.....: 002260	
		Instrument ID..: I8		MDL.....: 0.85		
Mercury	ND	0.20	ug/L	SW846 7470A	08/06/09	LHKLJ1AW
		Dilution Factor: 1		Analysis Time..: 17:03	Analyst ID.....: 001576	
		Instrument ID..: H4		MDL.....: 0.10		

NOTE(S):

B Estimated result. Result is less than RL.

J Method blank contamination. The associated method blank contains the target analyte at a reportable level.

Tetra Tech NUS, Inc

Client Sample ID: MRC-MW63A-080509

TOTAL Metals

Lot-Sample #...: A9H070192-004 Matrix.....: WG
Date Sampled...: 08/05/09 14:18 Date Received..: 08/07/09

PARAMETER	RESULT	REPORTING LIMIT	UNITS	METHOD	PREPARATION-ANALYSIS DATE	WORK ORDER #
Prep Batch #...: 9223022						
Silver	ND	1.0	ug/L	SW846 6020	08/11-08/12/09	LHRQ91A4
		Dilution Factor: 1		Analysis Time..: 18:23	Analyst ID.....: 002260	
		Instrument ID..: I8		MDL.....: 0.033		
Arsenic	**1.4 B**	**5.0**	**ug/L**	**SW846 6020**	**08/11-08/12/09**	**LHRQ91AP**
		Dilution Factor: 1		Analysis Time..: 18:23	Analyst ID.....: 002260	
		Instrument ID..: I8		MDL.....: 0.21		
Barium	**157 J**	**1.0**	**ug/L**	**SW846 6020**	**08/11-08/12/09**	**LHRQ91AQ**
		Dilution Factor: 1		Analysis Time..: 18:23	Analyst ID.....: 002260	
		Instrument ID..: I8		MDL.....: 0.052		
Beryllium	**0.21 B**	**1.0**	**ug/L**	**SW846 6020**	**08/11-08/12/09**	**LHRQ91AR**
		Dilution Factor: 1		Analysis Time..: 18:23	Analyst ID.....: 002260	
		Instrument ID..: I8		MDL.....: 0.037		
Cadmium	**0.063 B**	**1.0**	**ug/L**	**SW846 6020**	**08/11-08/12/09**	**LHRQ91AT**
		Dilution Factor: 1		Analysis Time..: 18:23	Analyst ID.....: 002260	
		Instrument ID..: I8		MDL.....: 0.027		
Cobalt	**165**	**1.0**	**ug/L**	**SW846 6020**	**08/11-08/12/09**	**LHRQ91AU**
		Dilution Factor: 1		Analysis Time..: 18:23	Analyst ID.....: 002260	
		Instrument ID..: I8		MDL.....: 0.033		
Chromium	ND	2.0	ug/L	SW846 6020	08/11-08/12/09	LHRQ91A8
		Dilution Factor: 1		Analysis Time..: 18:23	Analyst ID.....: 002260	
		Instrument ID..: I8		MDL.....: 0.066		
Copper	**0.43 B**	**2.0**	**ug/L**	**SW846 6020**	**08/11-08/12/09**	**LHRQ91AV**
		Dilution Factor: 1		Analysis Time..: 18:23	Analyst ID.....: 002260	
		Instrument ID..: I8		MDL.....: 0.064		
Iron	**22400**	**50.0**	**ug/L**	**SW846 6020**	**08/11-08/12/09**	**LHRQ91AW**
		Dilution Factor: 1		Analysis Time..: 18:23	Analyst ID.....: 002260	
		Instrument ID..: I8		MDL.....: 11.0		
Manganese	**754 J**	**1.0**	**ug/L**	**SW846 6020**	**08/11-08/12/09**	**LHRQ91A0**
		Dilution Factor: 1		Analysis Time..: 18:23	Analyst ID.....: 002260	
		Instrument ID..: I8		MDL.....: 0.14		

(Continued on next page)

Tetra Tech NUS, Inc

Client Sample ID: MRC-MW63A-080509

TOTAL Metals

Lot-Sample #...: A9H070192-004 Matrix.....: WG

PARAMETER	RESULT	REPORTING LIMIT	UNITS	METHOD	PREPARATION-ANALYSIS DATE	WORK ORDER #
Molybdenum	ND	2.0	ug/L	SW846 6020	08/11-08/12/09	LHRQ91A1
		Dilution Factor: 1		Analysis Time..: 18:23	Analyst ID.....: 002260	
		Instrument ID..: I8		MDL.....: 0.20		
Nickel	234	2.0	ug/L	SW846 6020	08/11-08/12/09	LHRQ91A2
		Dilution Factor: 1		Analysis Time..: 18:23	Analyst ID.....: 002260	
		Instrument ID..: I8		MDL.....: 0.10		
Lead	0.28 B,J	1.0	ug/L	SW846 6020	08/11-08/12/09	LHRQ91AX
		Dilution Factor: 1		Analysis Time..: 18:23	Analyst ID.....: 002260	
		Instrument ID..: I8		MDL.....: 0.034		
Antimony	0.10 B	2.0	ug/L	SW846 6020	08/11-08/12/09	LHRQ91AN
		Dilution Factor: 1		Analysis Time..: 18:23	Analyst ID.....: 002260	
		Instrument ID..: I8		MDL.....: 0.055		
Selenium	0.27 B	5.0	ug/L	SW846 6020	08/11-08/12/09	LHRQ91A3
		Dilution Factor: 1		Analysis Time..: 18:23	Analyst ID.....: 002260	
		Instrument ID..: I8		MDL.....: 0.14		
Thallium	ND	1.0	ug/L	SW846 6020	08/11-08/12/09	LHRQ91A5
		Dilution Factor: 1		Analysis Time..: 18:23	Analyst ID.....: 002260	
		Instrument ID..: I8		MDL.....: 0.12		
Vanadium	ND	20.0	ug/L	SW846 6020	08/11-08/12/09	LHRQ91A6
		Dilution Factor: 1		Analysis Time..: 18:23	Analyst ID.....: 002260	
		Instrument ID..: I8		MDL.....: 0.60		
Zinc	87.9 J	20.0	ug/L	SW846 6020	08/11-08/12/09	LHRQ91A7
		Dilution Factor: 1		Analysis Time..: 18:23	Analyst ID.....: 002260	
		Instrument ID..: I8		MDL.....: 0.85		
Mercury	ND	0.20	ug/L	SW846 7470A	08/11/09	LHRQ91A9
		Dilution Factor: 1		Analysis Time..: 15:55	Analyst ID.....: 001576	
		Instrument ID..: H1		MDL.....: 0.10		

NOTE(S):

B Estimated result. Result is less than RL.

J Method blank contamination. The associated method blank contains the target analyte at a reportable level.

Tetra Tech NUS, Inc

Client Sample ID: MRC-MW67A-080609

TOTAL Metals

Lot-Sample #...: A9H070192-007 Matrix.....: WG
Date Sampled...: 08/06/09 14:50 Date Received..: 08/07/09

PARAMETER	RESULT	REPORTING LIMIT	UNITS	METHOD	PREPARATION-ANALYSIS DATE	WORK ORDER #
Prep Batch #...: 9223022						
Silver	0.086 B	1.0	ug/L	SW846 6020	08/11-08/12/09	LHRTQ1AQ
		Dilution Factor: 1		Analysis Time..: 18:48	Analyst ID.....: 002260	
		Instrument ID..: I8		MDL.....: 0.033		
Arsenic	2.3 B	5.0	ug/L	SW846 6020	08/11-08/12/09	LHRTQ1AC
		Dilution Factor: 1		Analysis Time..: 18:48	Analyst ID.....: 002260	
		Instrument ID..: I8		MDL.....: 0.21		
Barium	874 J	1.0	ug/L	SW846 6020	08/11-08/12/09	LHRTQ1AD
		Dilution Factor: 1		Analysis Time..: 18:48	Analyst ID.....: 002260	
		Instrument ID..: I8		MDL.....: 0.052		
Beryllium	239	1.0	ug/L	SW846 6020	08/11-08/12/09	LHRTQ1AE
		Dilution Factor: 1		Analysis Time..: 18:48	Analyst ID.....: 002260	
		Instrument ID..: I8		MDL.....: 0.037		
Cadmium	8.8	1.0	ug/L	SW846 6020	08/11-08/12/09	LHRTQ1AF
		Dilution Factor: 1		Analysis Time..: 18:48	Analyst ID.....: 002260	
		Instrument ID..: I8		MDL.....: 0.027		
Cobalt	6740	1.0	ug/L	SW846 6020	08/11-08/12/09	LHRTQ1AG
		Dilution Factor: 1		Analysis Time..: 18:48	Analyst ID.....: 002260	
		Instrument ID..: I8		MDL.....: 0.033		
Chromium	1.5 B	2.0	ug/L	SW846 6020	08/11-08/12/09	LHRTQ1AV
		Dilution Factor: 1		Analysis Time..: 18:48	Analyst ID.....: 002260	
		Instrument ID..: I8		MDL.....: 0.066		
Copper	1680	2.0	ug/L	SW846 6020	08/11-08/12/09	LHRTQ1AH
		Dilution Factor: 1		Analysis Time..: 18:48	Analyst ID.....: 002260	
		Instrument ID..: I8		MDL.....: 0.064		
Iron	10300	50.0	ug/L	SW846 6020	08/11-08/12/09	LHRTQ1AJ
		Dilution Factor: 1		Analysis Time..: 18:48	Analyst ID.....: 002260	
		Instrument ID..: I8		MDL.....: 11.0		
Manganese	12700 J	10.0	ug/L	SW846 6020	08/11-08/13/09	LHRTQ1AL
		Dilution Factor: 10		Analysis Time..: 12:45	Analyst ID.....: 002260	
		Instrument ID..: I8		MDL.....: 1.4		

(Continued on next page)

Tetra Tech NUS, Inc

Client Sample ID: MRC-MW67A-080609

TOTAL Metals

Lot-Sample #...: A9H070192-007 Matrix.....: WG

PARAMETER	RESULT	REPORTING LIMIT	UNITS	METHOD	PREPARATION-ANALYSIS DATE	WORK ORDER #
Molybdenum	ND	2.0	ug/L	SW846 6020	08/11-08/12/09	LHRTQ1AM
		Dilution Factor: 1		Analysis Time..: 18:48	Analyst ID.....: 002260	
		Instrument ID..: I8		MDL.....: 0.20		
Nickel	**14000**	**20.0**	**ug/L**	**SW846 6020**	**08/11-08/13/09**	**LHRTQ1AN**
		Dilution Factor: 10		Analysis Time..: 12:45	Analyst ID.....: 002260	
		Instrument ID..: I8		MDL.....: 1.0		
Lead	**6.5 J**	**1.0**	**ug/L**	**SW846 6020**	**08/11-08/12/09**	**LHRTQ1AK**
		Dilution Factor: 1		Analysis Time..: 18:48	Analyst ID.....: 002260	
		Instrument ID..: I8		MDL.....: 0.034		
Antimony	ND	2.0	ug/L	SW846 6020	08/11-08/12/09	LHRTQ1AA
		Dilution Factor: 1		Analysis Time..: 18:48	Analyst ID.....: 002260	
		Instrument ID..: I8		MDL.....: 0.055		
Selenium	**5.9**	**5.0**	**ug/L**	**SW846 6020**	**08/11-08/12/09**	**LHRTQ1AP**
		Dilution Factor: 1		Analysis Time..: 18:48	Analyst ID.....: 002260	
		Instrument ID..: I8		MDL.....: 0.14		
Thallium	**1.2**	**1.0**	**ug/L**	**SW846 6020**	**08/11-08/12/09**	**LHRTQ1AR**
		Dilution Factor: 1		Analysis Time..: 18:48	Analyst ID.....: 002260	
		Instrument ID..: I8		MDL.....: 0.12		
Vanadium	**1.6 B**	**20.0**	**ug/L**	**SW846 6020**	**08/11-08/12/09**	**LHRTQ1AT**
		Dilution Factor: 1		Analysis Time..: 18:48	Analyst ID.....: 002260	
		Instrument ID..: I8		MDL.....: 0.60		
Zinc	**22500 J**	**200**	**ug/L**	**SW846 6020**	**08/11-08/13/09**	**LHRTQ1AU**
		Dilution Factor: 10		Analysis Time..: 12:45	Analyst ID.....: 002260	
		Instrument ID..: I8		MDL.....: 8.5		
Mercury	ND	0.20	ug/L	SW846 7470A	08/11/09	LHRTQ1AW
		Dilution Factor: 1		Analysis Time..: 16:03	Analyst ID.....: 001576	
		Instrument ID..: H1		MDL.....: 0.10		

NOTE(S):

B Estimated result. Result is less than RL.

J Method blank contamination. The associated method blank contains the target analyte at a reportable level.

Tetra Tech NUS, Inc

Client Sample ID: MRC-MW70A-080709

TOTAL Metals

Lot-Sample #...: A9H080141-002 Matrix.....: WG
Date Sampled...: 08/07/09 10:07 Date Received..: 08/08/09

PARAMETER	RESULT	REPORTING LIMIT	UNITS	METHOD	PREPARATION-ANALYSIS DATE	WORK ORDER #
Prep Batch #...: 9222027						
Silver	ND	1.0	ug/L	SW846 6020	08/10-08/11/09	LHT6L1AR
		Dilution Factor: 1		Analysis Time..: 13:46	Analyst ID.....: 002260	
		Instrument ID..: I8		MDL.....: 0.033		
Arsenic	3.6 B	5.0	ug/L	SW846 6020	08/10-08/11/09	LHT6L1AD
		Dilution Factor: 1		Analysis Time..: 13:46	Analyst ID.....: 002260	
		Instrument ID..: I8		MDL.....: 0.21		
Barium	109 J	1.0	ug/L	SW846 6020	08/10-08/11/09	LHT6L1AE
		Dilution Factor: 1		Analysis Time..: 13:46	Analyst ID.....: 002260	
		Instrument ID..: I8		MDL.....: 0.052		
Beryllium	1.6	1.0	ug/L	SW846 6020	08/10-08/11/09	LHT6L1AF
		Dilution Factor: 1		Analysis Time..: 13:46	Analyst ID.....: 002260	
		Instrument ID..: I8		MDL.....: 0.037		
Cadmium	ND	1.0	ug/L	SW846 6020	08/10-08/11/09	LHT6L1AG
		Dilution Factor: 1		Analysis Time..: 13:46	Analyst ID.....: 002260	
		Instrument ID..: I8		MDL.....: 0.027		
Cobalt	58.0	1.0	ug/L	SW846 6020	08/10-08/11/09	LHT6L1AH
		Dilution Factor: 1		Analysis Time..: 13:46	Analyst ID.....: 002260	
		Instrument ID..: I8		MDL.....: 0.033		
Chromium	0.45 B,J	2.0	ug/L	SW846 6020	08/10-08/11/09	LHT6L1AW
		Dilution Factor: 1		Analysis Time..: 13:46	Analyst ID.....: 002260	
		Instrument ID..: I8		MDL.....: 0.066		
Copper	0.65 B,J	2.0	ug/L	SW846 6020	08/10-08/11/09	LHT6L1AJ
		Dilution Factor: 1		Analysis Time..: 13:46	Analyst ID.....: 002260	
		Instrument ID..: I8		MDL.....: 0.064		
Iron	64000	50.0	ug/L	SW846 6020	08/10-08/11/09	LHT6L1AK
		Dilution Factor: 1		Analysis Time..: 13:46	Analyst ID.....: 002260	
		Instrument ID..: I8		MDL.....: 11.0		
Manganese	2770 J	1.0	ug/L	SW846 6020	08/10-08/11/09	LHT6L1AM
		Dilution Factor: 1		Analysis Time..: 13:46	Analyst ID.....: 002260	
		Instrument ID..: I8		MDL.....: 0.14		

(Continued on next page)

Tetra Tech NUS, Inc

Client Sample ID: MRC-MW70A-080709

TOTAL Metals

Lot-Sample #...: A9H080141-002 Matrix.....: WG

PARAMETER	RESULT	REPORTING LIMIT	UNITS	METHOD	PREPARATION-ANALYSIS DATE	WORK ORDER #
Molybdenum	0.39 B	2.0	ug/L	SW846 6020	08/10-08/11/09	LHT6L1AN
		Dilution Factor: 1		Analysis Time..: 13:46	Analyst ID.....: 002260	
		Instrument ID..: I8		MDL.....: 0.20		
Nickel	57.8 J	2.0	ug/L	SW846 6020	08/10-08/11/09	LHT6L1AP
		Dilution Factor: 1		Analysis Time..: 13:46	Analyst ID.....: 002260	
		Instrument ID..: I8		MDL.....: 0.10		
Lead	0.28 B,J	1.0	ug/L	SW846 6020	08/10-08/11/09	LHT6L1AL
		Dilution Factor: 1		Analysis Time..: 13:46	Analyst ID.....: 002260	
		Instrument ID..: I8		MDL.....: 0.034		
Antimony	0.074 B	2.0	ug/L	SW846 6020	08/10-08/11/09	LHT6L1AC
		Dilution Factor: 1		Analysis Time..: 13:46	Analyst ID.....: 002260	
		Instrument ID..: I8		MDL.....: 0.055		
Selenium	2.0 B	5.0	ug/L	SW846 6020	08/10-08/11/09	LHT6L1AQ
		Dilution Factor: 1		Analysis Time..: 13:46	Analyst ID.....: 002260	
		Instrument ID..: I8		MDL.....: 0.14		
Thallium	0.18 B	1.0	ug/L	SW846 6020	08/10-08/11/09	LHT6L1AT
		Dilution Factor: 1		Analysis Time..: 13:46	Analyst ID.....: 002260	
		Instrument ID..: I8		MDL.....: 0.12		
Vanadium	0.73 B	20.0	ug/L	SW846 6020	08/10-08/11/09	LHT6L1AU
		Dilution Factor: 1		Analysis Time..: 13:46	Analyst ID.....: 002260	
		Instrument ID..: I8		MDL.....: 0.60		
Zinc	30.8 J	20.0	ug/L	SW846 6020	08/10-08/11/09	LHT6L1AV
		Dilution Factor: 1		Analysis Time..: 13:46	Analyst ID.....: 002260	
		Instrument ID..: I8		MDL.....: 0.85		
Mercury	ND	0.20	ug/L	SW846 7470A	08/10-08/11/09	LHT6L1AX
		Dilution Factor: 1		Analysis Time..: 11:09	Analyst ID.....: 001576	
		Instrument ID..: H1		MDL.....: 0.10		

NOTE(S):

B Estimated result. Result is less than RL.

J Method blank contamination. The associated method blank contains the target analyte at a reportable level.

Tetra Tech NUS, Inc

Client Sample ID: MRC-MW70B-080709

TOTAL Metals

Lot-Sample #...: A9H080141-003 Matrix.....: WG
Date Sampled...: 08/07/09 11:36 Date Received..: 08/08/09

PARAMETER	RESULT	REPORTING LIMIT	UNITS	METHOD	PREPARATION-ANALYSIS DATE	WORK ORDER #
Prep Batch #...: 9222027						
Silver	0.035 B	1.0	ug/L	SW846 6020	08/10-08/11/09	LHT6P1A4
		Dilution Factor: 1		Analysis Time..: 14:16	Analyst ID.....: 002260	
		Instrument ID..: I8		MDL.....: 0.033		
Arsenic	1.1 B	5.0	ug/L	SW846 6020	08/10-08/11/09	LHT6P1AP
		Dilution Factor: 1		Analysis Time..: 14:16	Analyst ID.....: 002260	
		Instrument ID..: I8		MDL.....: 0.21		
Barium	683 J	1.0	ug/L	SW846 6020	08/10-08/11/09	LHT6P1AQ
		Dilution Factor: 1		Analysis Time..: 14:16	Analyst ID.....: 002260	
		Instrument ID..: I8		MDL.....: 0.052		
Beryllium	ND	1.0	ug/L	SW846 6020	08/10-08/11/09	LHT6P1AR
		Dilution Factor: 1		Analysis Time..: 14:16	Analyst ID.....: 002260	
		Instrument ID..: I8		MDL.....: 0.037		
Cadmium	0.031 B	1.0	ug/L	SW846 6020	08/10-08/11/09	LHT6P1AT
		Dilution Factor: 1		Analysis Time..: 14:16	Analyst ID.....: 002260	
		Instrument ID..: I8		MDL.....: 0.027		
Cobalt	0.28 B,G	5.0	ug/L	SW846 6020	08/10-08/12/09	LHT6P1AU
		Dilution Factor: 5		Analysis Time..: 13:33	Analyst ID.....: 002260	
		Instrument ID..: I8		MDL.....: 0.16		
Chromium	3.2 B,J,G	10.0	ug/L	SW846 6020	08/10-08/12/09	LHT6P1A8
		Dilution Factor: 5		Analysis Time..: 13:33	Analyst ID.....: 002260	
		Instrument ID..: I8		MDL.....: 0.33		
Copper	0.82 B,J,G	10.0	ug/L	SW846 6020	08/10-08/12/09	LHT6P1AV
		Dilution Factor: 5		Analysis Time..: 13:33	Analyst ID.....: 002260	
		Instrument ID..: I8		MDL.....: 0.32		
Iron	479	250	ug/L	SW846 6020	08/10-08/12/09	LHT6P1AW
		Dilution Factor: 5		Analysis Time..: 13:33	Analyst ID.....: 002260	
		Instrument ID..: I8		MDL.....: 55.0		
Manganese	8.7 J	1.0	ug/L	SW846 6020	08/10-08/11/09	LHT6P1A0
		Dilution Factor: 1		Analysis Time..: 14:16	Analyst ID.....: 002260	
		Instrument ID..: I8		MDL.....: 0.14		

(Continued on next page)

Tetra Tech NUS, Inc

Client Sample ID: MRC-MW70B-080709

TOTAL Metals

Lot-Sample #...: A9H080141-003 Matrix.....: WG

PARAMETER	RESULT	REPORTING LIMIT	UNITS	METHOD	PREPARATION-ANALYSIS DATE	WORK ORDER #
Molybdenum	2.6	2.0	ug/L	SW846 6020	08/10-08/11/09	LHT6P1A1
		Dilution Factor: 1		Analysis Time..: 14:16	Analyst ID.....: 002260	
		Instrument ID..: I8		MDL.....: 0.20		
Nickel	5.1 B,J,G	10.0	ug/L	SW846 6020	08/10-08/12/09	LHT6P1A2
		Dilution Factor: 5		Analysis Time..: 13:33	Analyst ID.....: 002260	
		Instrument ID..: I8		MDL.....: 0.50		
Lead	0.32 B,J	1.0	ug/L	SW846 6020	08/10-08/11/09	LHT6P1AX
		Dilution Factor: 1		Analysis Time..: 14:16	Analyst ID.....: 002260	
		Instrument ID..: I8		MDL.....: 0.034		
Antimony	0.12 B	2.0	ug/L	SW846 6020	08/10-08/11/09	LHT6P1AN
		Dilution Factor: 1		Analysis Time..: 14:16	Analyst ID.....: 002260	
		Instrument ID..: I8		MDL.....: 0.055		
Selenium	ND	5.0	ug/L	SW846 6020	08/10-08/11/09	LHT6P1A3
		Dilution Factor: 1		Analysis Time..: 14:16	Analyst ID.....: 002260	
		Instrument ID..: I8		MDL.....: 0.14		
Thallium	0.17 B	1.0	ug/L	SW846 6020	08/10-08/11/09	LHT6P1A5
		Dilution Factor: 1		Analysis Time..: 14:16	Analyst ID.....: 002260	
		Instrument ID..: I8		MDL.....: 0.12		
Vanadium	ND G	100	ug/L	SW846 6020	08/10-08/12/09	LHT6P1A6
		Dilution Factor: 5		Analysis Time..: 13:33	Analyst ID.....: 002260	
		Instrument ID..: I8		MDL.....: 3.0		
Zinc	24.6 B,J,G	100	ug/L	SW846 6020	08/10-08/12/09	LHT6P1A7
		Dilution Factor: 5		Analysis Time..: 13:33	Analyst ID.....: 002260	
		Instrument ID..: I8		MDL.....: 4.2		
Mercury	ND	0.20	ug/L	SW846 7470A	08/10-08/11/09	LHT6P1A9
		Dilution Factor: 1		Analysis Time..: 11:18	Analyst ID.....: 001576	
		Instrument ID..: H1		MDL.....: 0.10		

NOTE(S):

B Estimated result. Result is less than RL.

J Method blank contamination. The associated method blank contains the target analyte at a reportable level.

G Elevated reporting limit. The reporting limit is elevated due to matrix interference.

Tetra Tech NUS, Inc

Client Sample ID: MRC-MW72B-080709

TOTAL Metals

Lot-Sample #...: A9H080141-004
Date Sampled...: 08/07/09 14:48 Date Received..: 08/08/09
Matrix.....: WG

PARAMETER	RESULT	REPORTING LIMIT	UNITS	METHOD	PREPARATION-ANALYSIS DATE	WORK ORDER #
Prep Batch #...: 9222027						
Silver	ND	1.0 Dilution Factor: 1 Instrument ID..: I8	ug/L	SW846 6020 Analysis Time..: 14:24 MDL.....: 0.033	08/10-08/11/09 Analyst ID.....: 002260	LHT6R1AR
Arsenic	ND	5.0 Dilution Factor: 1 Instrument ID..: I8	ug/L	SW846 6020 Analysis Time..: 14:24 MDL.....: 0.21	08/10-08/11/09 Analyst ID.....: 002260	LHT6R1AD
Barium	13.5 J	1.0 Dilution Factor: 1 Instrument ID..: I8	ug/L	SW846 6020 Analysis Time..: 14:24 MDL.....: 0.052	08/10-08/11/09 Analyst ID.....: 002260	LHT6R1AE
Beryllium	0.72 B	1.0 Dilution Factor: 1 Instrument ID..: I8	ug/L	SW846 6020 Analysis Time..: 14:24 MDL.....: 0.037	08/10-08/11/09 Analyst ID.....: 002260	LHT6R1AF
Cadmium	ND	1.0 Dilution Factor: 1 Instrument ID..: I8	ug/L	SW846 6020 Analysis Time..: 14:24 MDL.....: 0.027	08/10-08/11/09 Analyst ID.....: 002260	LHT6R1AG
Cobalt	9.8	1.0 Dilution Factor: 1 Instrument ID..: I8	ug/L	SW846 6020 Analysis Time..: 14:24 MDL.....: 0.033	08/10-08/11/09 Analyst ID.....: 002260	LHT6R1AH
Chromium	0.12 B,J	2.0 Dilution Factor: 1 Instrument ID..: I8	ug/L	SW846 6020 Analysis Time..: 14:24 MDL.....: 0.066	08/10-08/11/09 Analyst ID.....: 002260	LHT6R1AW
Copper	1.6 B,J	2.0 Dilution Factor: 1 Instrument ID..: I8	ug/L	SW846 6020 Analysis Time..: 14:24 MDL.....: 0.064	08/10-08/11/09 Analyst ID.....: 002260	LHT6R1AJ
Iron	74.3	50.0 Dilution Factor: 1 Instrument ID..: I8	ug/L	SW846 6020 Analysis Time..: 14:24 MDL.....: 11.0	08/10-08/11/09 Analyst ID.....: 002260	LHT6R1AK
Manganese	58.8 J	1.0 Dilution Factor: 1 Instrument ID..: I8	ug/L	SW846 6020 Analysis Time..: 14:24 MDL.....: 0.14	08/10-08/11/09 Analyst ID.....: 002260	LHT6R1AM

(Continued on next page)

Tetra Tech NUS, Inc

Client Sample ID: MRC-MW72B-080709

TOTAL Metals

Lot-Sample #...: A9H080141-004 Matrix.....: WG

PARAMETER	RESULT	REPORTING LIMIT	UNITS	METHOD	PREPARATION-ANALYSIS DATE	WORK ORDER #
Molybdenum	ND	2.0	ug/L	SW846 6020	08/10-08/11/09	LHT6R1AN
		Dilution Factor: 1		Analysis Time..: 14:24	Analyst ID.....: 002260	
		Instrument ID..: I8		MDL.....: 0.20		
Nickel	**11.1 J**	**2.0**	**ug/L**	**SW846 6020**	**08/10-08/11/09**	**LHT6R1AP**
		Dilution Factor: 1		Analysis Time..: 14:24	Analyst ID.....: 002260	
		Instrument ID..: I8		MDL.....: 0.10		
Lead	**0.056 B,J**	**1.0**	**ug/L**	**SW846 6020**	**08/10-08/11/09**	**LHT6R1AL**
		Dilution Factor: 1		Analysis Time..: 14:24	Analyst ID.....: 002260	
		Instrument ID..: I8		MDL.....: 0.034		
Antimony	ND	2.0	ug/L	SW846 6020	08/10-08/11/09	LHT6R1AC
		Dilution Factor: 1		Analysis Time..: 14:24	Analyst ID.....: 002260	
		Instrument ID..: I8		MDL.....: 0.055		
Selenium	ND	5.0	ug/L	SW846 6020	08/10-08/11/09	LHT6R1AQ
		Dilution Factor: 1		Analysis Time..: 14:24	Analyst ID.....: 002260	
		Instrument ID..: I8		MDL.....: 0.14		
Thallium	ND	1.0	ug/L	SW846 6020	08/10-08/11/09	LHT6R1AT
		Dilution Factor: 1		Analysis Time..: 14:24	Analyst ID.....: 002260	
		Instrument ID..: I8		MDL.....: 0.12		
Vanadium	ND	20.0	ug/L	SW846 6020	08/10-08/11/09	LHT6R1AU
		Dilution Factor: 1		Analysis Time..: 14:24	Analyst ID.....: 002260	
		Instrument ID..: I8		MDL.....: 0.60		
Zinc	**27.5 J**	**20.0**	**ug/L**	**SW846 6020**	**08/10-08/11/09**	**LHT6R1AV**
		Dilution Factor: 1		Analysis Time..: 14:24	Analyst ID.....: 002260	
		Instrument ID..: I8		MDL.....: 0.85		
Mercury	ND	0.20	ug/L	SW846 7470A	08/10-08/11/09	LHT6R1AX
		Dilution Factor: 1		Analysis Time..: 11:21	Analyst ID.....: 001576	
		Instrument ID..: H1		MDL.....: 0.10		

NOTE(S):

J Method blank contamination. The associated method blank contains the target analyte at a reportable level.

B Estimated result. Result is less than RL.

Tetra Tech NUS, Inc

Client Sample ID: MRC-MW24A-080609

DISSOLVED Metals

Lot-Sample #...: A9H070192-006
Date Sampled...: 08/06/09 11:30 Date Received..: 08/07/09
Matrix.....: WG

PARAMETER	RESULT	REPORTING LIMIT	UNITS	METHOD	PREPARATION-ANALYSIS DATE	WORK ORDER #
Prep Batch #...: 9223022						
Silver	0.11 B	1.0	ug/L	SW846 6020	08/11-08/12/09	LHRTP1CG
		Dilution Factor: 1		Analysis Time..: 18:44	Analyst ID.....: 002260	
		Instrument ID..: I8		MDL.....: 0.033		
Arsenic	0.59 B	5.0	ug/L	SW846 6020	08/11-08/12/09	LHRTP1AC
		Dilution Factor: 1		Analysis Time..: 18:44	Analyst ID.....: 002260	
		Instrument ID..: I8		MDL.....: 0.21		
Barium	188 J	1.0	ug/L	SW846 6020	08/11-08/12/09	LHRTP1AD
		Dilution Factor: 1		Analysis Time..: 18:44	Analyst ID.....: 002260	
		Instrument ID..: I8		MDL.....: 0.052		
Beryllium	32.8	1.0	ug/L	SW846 6020	08/11-08/12/09	LHRTP1AE
		Dilution Factor: 1		Analysis Time..: 18:44	Analyst ID.....: 002260	
		Instrument ID..: I8		MDL.....: 0.037		
Cadmium	1.5	1.0	ug/L	SW846 6020	08/11-08/12/09	LHRTP1AF
		Dilution Factor: 1		Analysis Time..: 18:44	Analyst ID.....: 002260	
		Instrument ID..: I8		MDL.....: 0.027		
Cobalt	143	1.0	ug/L	SW846 6020	08/11-08/12/09	LHRTP1AG
		Dilution Factor: 1		Analysis Time..: 18:44	Analyst ID.....: 002260	
		Instrument ID..: I8		MDL.....: 0.033		
Chromium	ND	2.0	ug/L	SW846 6020	08/11-08/12/09	LHRTP1CL
		Dilution Factor: 1		Analysis Time..: 18:44	Analyst ID.....: 002260	
		Instrument ID..: I8		MDL.....: 0.066		
Copper	41.2	2.0	ug/L	SW846 6020	08/11-08/12/09	LHRTP1AH
		Dilution Factor: 1		Analysis Time..: 18:44	Analyst ID.....: 002260	
		Instrument ID..: I8		MDL.....: 0.064		
Iron	50.9	50.0	ug/L	SW846 6020	08/11-08/12/09	LHRTP1AJ
		Dilution Factor: 1		Analysis Time..: 18:44	Analyst ID.....: 002260	
		Instrument ID..: I8		MDL.....: 11.0		
Manganese	24200 J	10.0	ug/L	SW846 6020	08/11-08/13/09	LHRTP1AL
		Dilution Factor: 10		Analysis Time..: 12:41	Analyst ID.....: 002260	
		Instrument ID..: I8		MDL.....: 1.4		

(Continued on next page)

Tetra Tech NUS, Inc

Client Sample ID: MRC-MW24A-080609

DISSOLVED Metals

Lot-Sample #...: A9H070192-006 Matrix.....: WG

PARAMETER	RESULT	REPORTING LIMIT	UNITS	METHOD	PREPARATION-ANALYSIS DATE	WORK ORDER #
Molybdenum	ND	2.0	ug/L	SW846 6020	08/11-08/12/09	LHRTP1CD
		Dilution Factor: 1		Analysis Time..: 18:44	Analyst ID.....: 002260	
		Instrument ID..: I8		MDL.....: 0.20		
Nickel	528	2.0	ug/L	SW846 6020	08/11-08/12/09	LHRTP1CE
		Dilution Factor: 1		Analysis Time..: 18:44	Analyst ID.....: 002260	
		Instrument ID..: I8		MDL.....: 0.10		
Lead	0.45 B,J	1.0	ug/L	SW846 6020	08/11-08/12/09	LHRTP1AK
		Dilution Factor: 1		Analysis Time..: 18:44	Analyst ID.....: 002260	
		Instrument ID..: I8		MDL.....: 0.034		
Antimony	ND	2.0	ug/L	SW846 6020	08/11-08/12/09	LHRTP1AA
		Dilution Factor: 1		Analysis Time..: 18:44	Analyst ID.....: 002260	
		Instrument ID..: I8		MDL.....: 0.055		
Selenium	2.3 B	5.0	ug/L	SW846 6020	08/11-08/12/09	LHRTP1CF
		Dilution Factor: 1		Analysis Time..: 18:44	Analyst ID.....: 002260	
		Instrument ID..: I8		MDL.....: 0.14		
Thallium	ND	1.0	ug/L	SW846 6020	08/11-08/12/09	LHRTP1CH
		Dilution Factor: 1		Analysis Time..: 18:44	Analyst ID.....: 002260	
		Instrument ID..: I8		MDL.....: 0.12		
Vanadium	ND	20.0	ug/L	SW846 6020	08/11-08/12/09	LHRTP1CJ
		Dilution Factor: 1		Analysis Time..: 18:44	Analyst ID.....: 002260	
		Instrument ID..: I8		MDL.....: 0.60		
Zinc	497 J	20.0	ug/L	SW846 6020	08/11-08/12/09	LHRTP1CK
		Dilution Factor: 1		Analysis Time..: 18:44	Analyst ID.....: 002260	
		Instrument ID..: I8		MDL.....: 0.85		
Mercury	ND	0.20	ug/L	SW846 7470A	08/11/09	LHRTP1CM
		Dilution Factor: 1		Analysis Time..: 16:01	Analyst ID.....: 001576	
		Instrument ID..: H1		MDL.....: 0.10		

NOTE(S):

B Estimated result. Result is less than RL.

J Method blank contamination. The associated method blank contains the target analyte at a reportable level.

Tetra Tech NUS, Inc

Client Sample ID: MRC-MW25A-080609

DISSOLVED Metals

Lot-Sample #...: A9H070192-005 Matrix.....: WG
Date Sampled...: 08/06/09 09:40 Date Received..: 08/07/09

PARAMETER	RESULT	REPORTING LIMIT	UNITS	METHOD	PREPARATION-ANALYSIS DATE	WORK ORDER #
Prep Batch #...: 9223022						
Silver	ND	1.0	ug/L	SW846 6020	08/11-08/12/09	LHRRD1CE
		Dilution Factor: 1		Analysis Time..: 18:35	Analyst ID.....: 002260	
		Instrument ID..: I8		MDL.....: 0.033		
Arsenic	ND	5.0	ug/L	SW846 6020	08/11-08/12/09	LHRRD1A1
		Dilution Factor: 1		Analysis Time..: 18:35	Analyst ID.....: 002260	
		Instrument ID..: I8		MDL.....: 0.21		
Barium	**186 J**	**1.0**	**ug/L**	**SW846 6020**	**08/11-08/12/09**	**LHRRD1A2**
		Dilution Factor: 1		Analysis Time..: 18:35	Analyst ID.....: 002260	
		Instrument ID..: I8		MDL.....: 0.052		
Beryllium	**4.9**	**1.0**	**ug/L**	**SW846 6020**	**08/11-08/12/09**	**LHRRD1A3**
		Dilution Factor: 1		Analysis Time..: 18:35	Analyst ID.....: 002260	
		Instrument ID..: I8		MDL.....: 0.037		
Cadmium	**0.13 B**	**1.0**	**ug/L**	**SW846 6020**	**08/11-08/12/09**	**LHRRD1A4**
		Dilution Factor: 1		Analysis Time..: 18:35	Analyst ID.....: 002260	
		Instrument ID..: I8		MDL.....: 0.027		
Cobalt	**203**	**1.0**	**ug/L**	**SW846 6020**	**08/11-08/12/09**	**LHRRD1A5**
		Dilution Factor: 1		Analysis Time..: 18:35	Analyst ID.....: 002260	
		Instrument ID..: I8		MDL.....: 0.033		
Chromium	ND	2.0	ug/L	SW846 6020	08/11-08/12/09	LHRRD1CJ
		Dilution Factor: 1		Analysis Time..: 18:35	Analyst ID.....: 002260	
		Instrument ID..: I8		MDL.....: 0.066		
Copper	**0.26 B**	**2.0**	**ug/L**	**SW846 6020**	**08/11-08/12/09**	**LHRRD1A6**
		Dilution Factor: 1		Analysis Time..: 18:35	Analyst ID.....: 002260	
		Instrument ID..: I8		MDL.....: 0.064		
Iron	**38300**	**50.0**	**ug/L**	**SW846 6020**	**08/11-08/12/09**	**LHRRD1A7**
		Dilution Factor: 1		Analysis Time..: 18:35	Analyst ID.....: 002260	
		Instrument ID..: I8		MDL.....: 11.0		
Manganese	**6400 J**	**1.0**	**ug/L**	**SW846 6020**	**08/11-08/12/09**	**LHRRD1A9**
		Dilution Factor: 1		Analysis Time..: 18:35	Analyst ID.....: 002260	
		Instrument ID..: I8		MDL.....: 0.14		

(Continued on next page)

Tetra Tech NUS, Inc

Client Sample ID: MRC-MW25A-080609

DISSOLVED Metals

Lot-Sample #...: A9H070192-005 Matrix.....: WG

PARAMETER	RESULT	REPORTING LIMIT	UNITS	METHOD	PREPARATION-ANALYSIS DATE	WORK ORDER #
Molybdenum	ND	2.0	ug/L	SW846 6020	08/11-08/12/09	LHRRD1CA
		Dilution Factor: 1		Analysis Time..: 18:35	Analyst ID.....: 002260	
		Instrument ID..: I8		MDL.....: 0.20		
Nickel	239	2.0	ug/L	SW846 6020	08/11-08/12/09	LHRRD1CC
		Dilution Factor: 1		Analysis Time..: 18:35	Analyst ID.....: 002260	
		Instrument ID..: I8		MDL.....: 0.10		
Lead	0.11 B,J	1.0	ug/L	SW846 6020	08/11-08/12/09	LHRRD1A8
		Dilution Factor: 1		Analysis Time..: 18:35	Analyst ID.....: 002260	
		Instrument ID..: I8		MDL.....: 0.034		
Antimony	ND	2.0	ug/L	SW846 6020	08/11-08/12/09	LHRRD1A0
		Dilution Factor: 1		Analysis Time..: 18:35	Analyst ID.....: 002260	
		Instrument ID..: I8		MDL.....: 0.055		
Selenium	ND	5.0	ug/L	SW846 6020	08/11-08/12/09	LHRRD1CD
		Dilution Factor: 1		Analysis Time..: 18:35	Analyst ID.....: 002260	
		Instrument ID..: I8		MDL.....: 0.14		
Thallium	ND	1.0	ug/L	SW846 6020	08/11-08/12/09	LHRRD1CF
		Dilution Factor: 1		Analysis Time..: 18:35	Analyst ID.....: 002260	
		Instrument ID..: I8		MDL.....: 0.12		
Vanadium	ND	20.0	ug/L	SW846 6020	08/11-08/12/09	LHRRD1CG
		Dilution Factor: 1		Analysis Time..: 18:35	Analyst ID.....: 002260	
		Instrument ID..: I8		MDL.....: 0.60		
Zinc	279 J	20.0	ug/L	SW846 6020	08/11-08/12/09	LHRRD1CH
		Dilution Factor: 1		Analysis Time..: 18:35	Analyst ID.....: 002260	
		Instrument ID..: I8		MDL.....: 0.85		
Mercury	ND	0.20	ug/L	SW846 7470A	08/11/09	LHRRD1CK
		Dilution Factor: 1		Analysis Time..: 15:59	Analyst ID.....: 001576	
		Instrument ID..: H1		MDL.....: 0.10		

NOTE(S):

J Method blank contamination. The associated method blank contains the target analyte at a reportable level.

B Estimated result. Result is less than RL.

Tetra Tech NUS, Inc

Client Sample ID: MRC-MW26A-080409

DISSOLVED Metals

Lot-Sample #...: A9H050300-005 Matrix.....: WG
Date Sampled...: 08/04/09 09:30 Date Received..: 08/05/09

PARAMETER	RESULT	REPORTING LIMIT	UNITS	METHOD	PREPARATION-ANALYSIS DATE	WORK ORDER #
Prep Batch #...: 9218017						
Silver	ND	1.0	ug/L	SW846 6020	08/06-08/12/09	LHKLP1CE
		Dilution Factor: 1		Analysis Time..: 11:53	Analyst ID.....: 002260	
		Instrument ID..: I8		MDL.....: 0.033		
Arsenic	0.25 B	5.0	ug/L	SW846 6020	08/06-08/12/09	LHKLP1AC
		Dilution Factor: 1		Analysis Time..: 11:53	Analyst ID.....: 002260	
		Instrument ID..: I8		MDL.....: 0.21		
Barium	206 J	1.0	ug/L	SW846 6020	08/06-08/12/09	LHKLP1AD
		Dilution Factor: 1		Analysis Time..: 11:53	Analyst ID.....: 002260	
		Instrument ID..: I8		MDL.....: 0.052		
Beryllium	9.7	1.0	ug/L	SW846 6020	08/06-08/12/09	LHKLP1AE
		Dilution Factor: 1		Analysis Time..: 11:53	Analyst ID.....: 002260	
		Instrument ID..: I8		MDL.....: 0.037		
Cadmium	0.19 B	1.0	ug/L	SW846 6020	08/06-08/12/09	LHKLP1AF
		Dilution Factor: 1		Analysis Time..: 11:53	Analyst ID.....: 002260	
		Instrument ID..: I8		MDL.....: 0.027		
Cobalt	242	1.0	ug/L	SW846 6020	08/06-08/12/09	LHKLP1AG
		Dilution Factor: 1		Analysis Time..: 11:53	Analyst ID.....: 002260	
		Instrument ID..: I8		MDL.....: 0.033		
Chromium	ND	2.0	ug/L	SW846 6020	08/06-08/12/09	LHKLP1CJ
		Dilution Factor: 1		Analysis Time..: 11:53	Analyst ID.....: 002260	
		Instrument ID..: I8		MDL.....: 0.066		
Copper	1.2 B,J	2.0	ug/L	SW846 6020	08/06-08/12/09	LHKLP1AH
		Dilution Factor: 1		Analysis Time..: 11:53	Analyst ID.....: 002260	
		Instrument ID..: I8		MDL.....: 0.064		
Iron	14700 J	50.0	ug/L	SW846 6020	08/06-08/12/09	LHKLP1AJ
		Dilution Factor: 1		Analysis Time..: 11:53	Analyst ID.....: 002260	
		Instrument ID..: I8		MDL.....: 11.0		
Manganese	4660 J	1.0	ug/L	SW846 6020	08/06-08/13/09	LHKLP1AL
		Dilution Factor: 1		Analysis Time..: 11:57	Analyst ID.....: 002260	
		Instrument ID..: I8		MDL.....: 0.14		

(Continued on next page)

Tetra Tech NUS, Inc

Client Sample ID: MRC-MW26A-080409

DISSOLVED Metals

Lot-Sample #...: A9H050300-005 Matrix.....: WG

PARAMETER	RESULT	REPORTING LIMIT	UNITS	METHOD	PREPARATION-ANALYSIS DATE	WORK ORDER #
Molybdenum	ND	2.0	ug/L	SW846 6020	08/06-08/12/09	LHKLP1CA
		Dilution Factor: 1		Analysis Time..: 11:53	Analyst ID.....: 002260	
		Instrument ID..: I8		MDL.....: 0.20		
Nickel	**117 J**	**2.0**	**ug/L**	**SW846 6020**	**08/06-08/12/09**	**LHKLP1CC**
		Dilution Factor: 1		Analysis Time..: 11:53	Analyst ID.....: 002260	
		Instrument ID..: I8		MDL.....: 0.10		
Lead	**0.089 B,J**	**1.0**	**ug/L**	**SW846 6020**	**08/06-08/12/09**	**LHKLP1AK**
		Dilution Factor: 1		Analysis Time..: 11:53	Analyst ID.....: 002260	
		Instrument ID..: I8		MDL.....: 0.034		
Antimony	ND	2.0	ug/L	SW846 6020	08/06-08/12/09	LHKLP1AA
		Dilution Factor: 1		Analysis Time..: 11:53	Analyst ID.....: 002260	
		Instrument ID..: I8		MDL.....: 0.055		
Selenium	**0.25 B**	**5.0**	**ug/L**	**SW846 6020**	**08/06-08/12/09**	**LHKLP1CD**
		Dilution Factor: 1		Analysis Time..: 11:53	Analyst ID.....: 002260	
		Instrument ID..: I8		MDL.....: 0.14		
Thallium	ND	1.0	ug/L	SW846 6020	08/06-08/12/09	LHKLP1CF
		Dilution Factor: 1		Analysis Time..: 11:53	Analyst ID.....: 002260	
		Instrument ID..: I8		MDL.....: 0.12		
Vanadium	ND	20.0	ug/L	SW846 6020	08/06-08/12/09	LHKLP1CG
		Dilution Factor: 1		Analysis Time..: 11:53	Analyst ID.....: 002260	
		Instrument ID..: I8		MDL.....: 0.60		
Zinc	**157 J**	**20.0**	**ug/L**	**SW846 6020**	**08/06-08/12/09**	**LHKLP1CH**
		Dilution Factor: 1		Analysis Time..: 11:53	Analyst ID.....: 002260	
		Instrument ID..: I8		MDL.....: 0.85		
Mercury	ND	0.20	ug/L	SW846 7470A	08/06/09	LHKLP1CK
		Dilution Factor: 1		Analysis Time..: 16:58	Analyst ID.....: 001576	
		Instrument ID..: H4		MDL.....: 0.10		

NOTE(S):

B Estimated result. Result is less than RL.

J Method blank contamination. The associated method blank contains the target analyte at a reportable level.

Tetra Tech NUS, Inc

Client Sample ID: MRC-MW29A-080409

DISSOLVED Metals

Lot-Sample #...: A9H050300-006 Matrix.....: WG
Date Sampled...: 08/04/09 11:02 Date Received..: 08/05/09

PARAMETER	RESULT	REPORTING LIMIT	UNITS	METHOD	PREPARATION-ANALYSIS DATE	WORK ORDER #
Prep Batch #...: 9218017						
Silver	ND	1.0	ug/L	SW846 6020	08/06-08/12/09	LHKLR1CE
		Dilution Factor: 1		Analysis Time..: 12:01	Analyst ID.....: 002260	
		Instrument ID..: I8		MDL.....: 0.033		
Arsenic	ND	5.0	ug/L	SW846 6020	08/06-08/12/09	LHKLR1AN
		Dilution Factor: 1		Analysis Time..: 12:01	Analyst ID.....: 002260	
		Instrument ID..: I8		MDL.....: 0.21		
Barium	**220 J**	**1.0**	**ug/L**	**SW846 6020**	**08/06-08/12/09**	**LHKLR1AP**
		Dilution Factor: 1		Analysis Time..: 12:01	Analyst ID.....: 002260	
		Instrument ID..: I8		MDL.....: 0.052		
Beryllium	**8.0**	**1.0**	**ug/L**	**SW846 6020**	**08/06-08/12/09**	**LHKLR1AQ**
		Dilution Factor: 1		Analysis Time..: 12:01	Analyst ID.....: 002260	
		Instrument ID..: I8		MDL.....: 0.037		
Cadmium	**0.83 B**	**1.0**	**ug/L**	**SW846 6020**	**08/06-08/12/09**	**LHKLR1AR**
		Dilution Factor: 1		Analysis Time..: 12:01	Analyst ID.....: 002260	
		Instrument ID..: I8		MDL.....: 0.027		
Cobalt	**229**	**1.0**	**ug/L**	**SW846 6020**	**08/06-08/12/09**	**LHKLR1AT**
		Dilution Factor: 1		Analysis Time..: 12:01	Analyst ID.....: 002260	
		Instrument ID..: I8		MDL.....: 0.033		
Chromium	ND	2.0	ug/L	SW846 6020	08/06-08/12/09	LHKLR1CJ
		Dilution Factor: 1		Analysis Time..: 12:01	Analyst ID.....: 002260	
		Instrument ID..: I8		MDL.....: 0.066		
Copper	**12.3 J**	**2.0**	**ug/L**	**SW846 6020**	**08/06-08/12/09**	**LHKLR1AU**
		Dilution Factor: 1		Analysis Time..: 12:01	Analyst ID.....: 002260	
		Instrument ID..: I8		MDL.....: 0.064		
Iron	**1100 J**	**50.0**	**ug/L**	**SW846 6020**	**08/06-08/12/09**	**LHKLR1AV**
		Dilution Factor: 1		Analysis Time..: 12:01	Analyst ID.....: 002260	
		Instrument ID..: I8		MDL.....: 11.0		
Manganese	**2440 J**	**1.0**	**ug/L**	**SW846 6020**	**08/06-08/12/09**	**LHKLR1AX**
		Dilution Factor: 1		Analysis Time..: 12:01	Analyst ID.....: 002260	
		Instrument ID..: I8		MDL.....: 0.14		

(Continued on next page)

Tetra Tech NUS, Inc

Client Sample ID: MRC-MW29A-080409

DISSOLVED Metals

Lot-Sample #...: A9H050300-006 Matrix.....: WG

PARAMETER	RESULT	REPORTING LIMIT	UNITS	METHOD	PREPARATION-ANALYSIS DATE	WORK ORDER #
Molybdenum	ND	2.0	ug/L	SW846 6020	08/06-08/12/09	LHKLR1CA
		Dilution Factor: 1		Analysis Time..: 12:01	Analyst ID.....: 002260	
		Instrument ID..: I8		MDL.....: 0.20		
Nickel	137 J	2.0	ug/L	SW846 6020	08/06-08/12/09	LHKLR1CC
		Dilution Factor: 1		Analysis Time..: 12:01	Analyst ID.....: 002260	
		Instrument ID..: I8		MDL.....: 0.10		
Lead	0.41 B,J	1.0	ug/L	SW846 6020	08/06-08/12/09	LHKLR1AW
		Dilution Factor: 1		Analysis Time..: 12:01	Analyst ID.....: 002260	
		Instrument ID..: I8		MDL.....: 0.034		
Antimony	0.063 B,J	2.0	ug/L	SW846 6020	08/06-08/12/09	LHKLR1AM
		Dilution Factor: 1		Analysis Time..: 12:01	Analyst ID.....: 002260	
		Instrument ID..: I8		MDL.....: 0.055		
Selenium	0.72 B	5.0	ug/L	SW846 6020	08/06-08/12/09	LHKLR1CD
		Dilution Factor: 1		Analysis Time..: 12:01	Analyst ID.....: 002260	
		Instrument ID..: I8		MDL.....: 0.14		
Thallium	0.15 B	1.0	ug/L	SW846 6020	08/06-08/12/09	LHKLR1CF
		Dilution Factor: 1		Analysis Time..: 12:01	Analyst ID.....: 002260	
		Instrument ID..: I8		MDL.....: 0.12		
Vanadium	ND	20.0	ug/L	SW846 6020	08/06-08/12/09	LHKLR1CG
		Dilution Factor: 1		Analysis Time..: 12:01	Analyst ID.....: 002260	
		Instrument ID..: I8		MDL.....: 0.60		
Zinc	230 J	20.0	ug/L	SW846 6020	08/06-08/12/09	LHKLR1CH
		Dilution Factor: 1		Analysis Time..: 12:01	Analyst ID.....: 002260	
		Instrument ID..: I8		MDL.....: 0.85		
Mercury	ND	0.20	ug/L	SW846 7470A	08/06/09	LHKLR1CK
		Dilution Factor: 1		Analysis Time..: 17:01	Analyst ID.....: 001576	
		Instrument ID..: H4		MDL.....: 0.10		

NOTE(S):

J Method blank contamination. The associated method blank contains the target analyte at a reportable level.

B Estimated result. Result is less than RL.

Tetra Tech NUS, Inc

Client Sample ID: MRC-MW30A-080409

DISSOLVED Metals

Lot-Sample #...: A9H050300-007 Matrix.....: WG
Date Sampled...: 08/04/09 15:00 Date Received..: 08/05/09

PARAMETER	RESULT	REPORTING LIMIT	UNITS	METHOD	PREPARATION-ANALYSIS DATE	WORK ORDER #
Prep Batch #...: 9218017						
Silver	ND	1.0	ug/L	SW846 6020	08/06-08/12/09	LHKLV1CE
		Dilution Factor: 1		Analysis Time..: 12:09	Analyst ID.....: 002260	
		Instrument ID..: I8		MDL.....: 0.033		
Arsenic	**0.47 B**	**5.0**	**ug/L**	**SW846 6020**	**08/06-08/12/09**	**LHKLV1A1**
		Dilution Factor: 1		Analysis Time..: 12:09	Analyst ID.....: 002260	
		Instrument ID..: I8		MDL.....: 0.21		
Barium	**132 J**	**1.0**	**ug/L**	**SW846 6020**	**08/06-08/12/09**	**LHKLV1A2**
		Dilution Factor: 1		Analysis Time..: 12:09	Analyst ID.....: 002260	
		Instrument ID..: I8		MDL.....: 0.052		
Beryllium	**0.64 B**	**1.0**	**ug/L**	**SW846 6020**	**08/06-08/12/09**	**LHKLV1A3**
		Dilution Factor: 1		Analysis Time..: 12:09	Analyst ID.....: 002260	
		Instrument ID..: I8		MDL.....: 0.037		
Cadmium	**0.10 B**	**1.0**	**ug/L**	**SW846 6020**	**08/06-08/12/09**	**LHKLV1A4**
		Dilution Factor: 1		Analysis Time..: 12:09	Analyst ID.....: 002260	
		Instrument ID..: I8		MDL.....: 0.027		
Cobalt	**7.5**	**1.0**	**ug/L**	**SW846 6020**	**08/06-08/12/09**	**LHKLV1A5**
		Dilution Factor: 1		Analysis Time..: 12:09	Analyst ID.....: 002260	
		Instrument ID..: I8		MDL.....: 0.033		
Chromium	**0.61 B,J**	**2.0**	**ug/L**	**SW846 6020**	**08/06-08/12/09**	**LHKLV1CJ**
		Dilution Factor: 1		Analysis Time..: 12:09	Analyst ID.....: 002260	
		Instrument ID..: I8		MDL.....: 0.066		
Copper	**1.3 B,J**	**2.0**	**ug/L**	**SW846 6020**	**08/06-08/12/09**	**LHKLV1A6**
		Dilution Factor: 1		Analysis Time..: 12:09	Analyst ID.....: 002260	
		Instrument ID..: I8		MDL.....: 0.064		
Iron	ND	50.0	ug/L	SW846 6020	08/06-08/12/09	LHKLV1A7
		Dilution Factor: 1		Analysis Time..: 12:09	Analyst ID.....: 002260	
		Instrument ID..: I8		MDL.....: 11.0		
Manganese	**65.1 J**	**1.0**	**ug/L**	**SW846 6020**	**08/06-08/12/09**	**LHKLV1A9**
		Dilution Factor: 1		Analysis Time..: 12:09	Analyst ID.....: 002260	
		Instrument ID..: I8		MDL.....: 0.14		

(Continued on next page)

Tetra Tech NUS, Inc

Client Sample ID: MRC-MW30A-080409

DISSOLVED Metals

Lot-Sample #...: A9H050300-007 Matrix.....: WG

PARAMETER	RESULT	REPORTING LIMIT	UNITS	METHOD	PREPARATION-ANALYSIS DATE	WORK ORDER #
Molybdenum	ND	2.0	ug/L	SW846 6020	08/06-08/12/09	LHKLV1CA
		Dilution Factor: 1		Analysis Time..: 12:09	Analyst ID.....: 002260	
		Instrument ID..: I8		MDL.....: 0.20		
Nickel	**18.4 J**	**2.0**	**ug/L**	**SW846 6020**	**08/06-08/12/09**	**LHKLV1CC**
		Dilution Factor: 1		Analysis Time..: 12:09	Analyst ID.....: 002260	
		Instrument ID..: I8		MDL.....: 0.10		
Lead	**0.087 B,J**	**1.0**	**ug/L**	**SW846 6020**	**08/06-08/12/09**	**LHKLV1A8**
		Dilution Factor: 1		Analysis Time..: 12:09	Analyst ID.....: 002260	
		Instrument ID..: I8		MDL.....: 0.034		
Antimony	**0.23 B,J**	**2.0**	**ug/L**	**SW846 6020**	**08/06-08/12/09**	**LHKLV1A0**
		Dilution Factor: 1		Analysis Time..: 12:09	Analyst ID.....: 002260	
		Instrument ID..: I8		MDL.....: 0.055		
Selenium	**1.6 B**	**5.0**	**ug/L**	**SW846 6020**	**08/06-08/12/09**	**LHKLV1CD**
		Dilution Factor: 1		Analysis Time..: 12:09	Analyst ID.....: 002260	
		Instrument ID..: I8		MDL.....: 0.14		
Thallium	ND	1.0	ug/L	SW846 6020	08/06-08/12/09	LHKLV1CF
		Dilution Factor: 1		Analysis Time..: 12:09	Analyst ID.....: 002260	
		Instrument ID..: I8		MDL.....: 0.12		
Vanadium	**5.7 B**	**20.0**	**ug/L**	**SW846 6020**	**08/06-08/12/09**	**LHKLV1CG**
		Dilution Factor: 1		Analysis Time..: 12:09	Analyst ID.....: 002260	
		Instrument ID..: I8		MDL.....: 0.60		
Zinc	**56.0 J**	**20.0**	**ug/L**	**SW846 6020**	**08/06-08/12/09**	**LHKLV1CH**
		Dilution Factor: 1		Analysis Time..: 12:09	Analyst ID.....: 002260	
		Instrument ID..: I8		MDL.....: 0.85		
Mercury	ND	0.20	ug/L	SW846 7470A	08/06/09	LHKLV1CK
		Dilution Factor: 1		Analysis Time..: 16:54	Analyst ID.....: 001576	
		Instrument ID..: H4		MDL.....: 0.10		

NOTE(S):

B Estimated result. Result is less than RL.

J Method blank contamination. The associated method blank contains the target analyte at a reportable level.

Tetra Tech NUS, Inc

Client Sample ID: MRC-MW44A-080509

DISSOLVED Metals

Lot-Sample #...: A9H070192-003 Matrix.....: WG
Date Sampled...: 08/05/09 11:21 Date Received..: 08/07/09

PARAMETER	RESULT	REPORTING LIMIT	UNITS	METHOD	PREPARATION-ANALYSIS DATE	WORK ORDER #
Prep Batch #...: 9223022						
Silver	ND	1.0	ug/L	SW846 6020	08/11-08/12/09	LHRQ01CE
		Dilution Factor: 1		Analysis Time..: 18:09	Analyst ID.....: 002260	
		Instrument ID..: I8		MDL.....: 0.033		
Arsenic	**1.1 B**	**5.0**	**ug/L**	**SW846 6020**	**08/11-08/12/09**	**LHRQ01A1**
		Dilution Factor: 1		Analysis Time..: 18:09	Analyst ID.....: 002260	
		Instrument ID..: I8		MDL.....: 0.21		
Barium	**134 J**	**1.0**	**ug/L**	**SW846 6020**	**08/11-08/12/09**	**LHRQ01A2**
		Dilution Factor: 1		Analysis Time..: 18:09	Analyst ID.....: 002260	
		Instrument ID..: I8		MDL.....: 0.052		
Beryllium	**0.051 B**	**1.0**	**ug/L**	**SW846 6020**	**08/11-08/12/09**	**LHRQ01A3**
		Dilution Factor: 1		Analysis Time..: 18:09	Analyst ID.....: 002260	
		Instrument ID..: I8		MDL.....: 0.037		
Cadmium	ND	1.0	ug/L	SW846 6020	08/11-08/12/09	LHRQ01A4
		Dilution Factor: 1		Analysis Time..: 18:09	Analyst ID.....: 002260	
		Instrument ID..: I8		MDL.....: 0.027		
Cobalt	**0.47 B**	**1.0**	**ug/L**	**SW846 6020**	**08/11-08/12/09**	**LHRQ01A5**
		Dilution Factor: 1		Analysis Time..: 18:09	Analyst ID.....: 002260	
		Instrument ID..: I8		MDL.....: 0.033		
Chromium	**0.67 B**	**2.0**	**ug/L**	**SW846 6020**	**08/11-08/12/09**	**LHRQ01CJ**
		Dilution Factor: 1		Analysis Time..: 18:09	Analyst ID.....: 002260	
		Instrument ID..: I8		MDL.....: 0.066		
Copper	**0.11 B**	**2.0**	**ug/L**	**SW846 6020**	**08/11-08/12/09**	**LHRQ01A6**
		Dilution Factor: 1		Analysis Time..: 18:09	Analyst ID.....: 002260	
		Instrument ID..: I8		MDL.....: 0.064		
Iron	**16700**	**50.0**	**ug/L**	**SW846 6020**	**08/11-08/12/09**	**LHRQ01A7**
		Dilution Factor: 1		Analysis Time..: 18:09	Analyst ID.....: 002260	
		Instrument ID..: I8		MDL.....: 11.0		
Manganese	**268 J**	**1.0**	**ug/L**	**SW846 6020**	**08/11-08/12/09**	**LHRQ01A9**
		Dilution Factor: 1		Analysis Time..: 18:09	Analyst ID.....: 002260	
		Instrument ID..: I8		MDL.....: 0.14		

(Continued on next page)

Tetra Tech NUS, Inc

Client Sample ID: MRC-MW44A-080509

DISSOLVED Metals

Lot-Sample #...: A9H070192-003 Matrix.....: WG

PARAMETER	RESULT	REPORTING LIMIT	UNITS	METHOD	PREPARATION-ANALYSIS DATE	WORK ORDER #
Molybdenum	ND	2.0	ug/L	SW846 6020	08/11-08/12/09	LHRQ01CA
		Dilution Factor: 1		Analysis Time..: 18:09	Analyst ID.....: 002260	
		Instrument ID..: I8		MDL.....: 0.20		
Nickel	**0.37 B**	**2.0**	**ug/L**	**SW846 6020**	**08/11-08/12/09**	**LHRQ01CC**
		Dilution Factor: 1		Analysis Time..: 18:09	Analyst ID.....: 002260	
		Instrument ID..: I8		MDL.....: 0.10		
Lead	**0.12 B,J**	**1.0**	**ug/L**	**SW846 6020**	**08/11-08/12/09**	**LHRQ01A8**
		Dilution Factor: 1		Analysis Time..: 18:09	Analyst ID.....: 002260	
		Instrument ID..: I8		MDL.....: 0.034		
Antimony	**0.13 B**	**2.0**	**ug/L**	**SW846 6020**	**08/11-08/12/09**	**LHRQ01A0**
		Dilution Factor: 1		Analysis Time..: 18:09	Analyst ID.....: 002260	
		Instrument ID..: I8		MDL.....: 0.055		
Selenium	**0.26 B**	**5.0**	**ug/L**	**SW846 6020**	**08/11-08/12/09**	**LHRQ01CD**
		Dilution Factor: 1		Analysis Time..: 18:09	Analyst ID.....: 002260	
		Instrument ID..: I8		MDL.....: 0.14		
Thallium	ND	1.0	ug/L	SW846 6020	08/11-08/12/09	LHRQ01CF
		Dilution Factor: 1		Analysis Time..: 18:09	Analyst ID.....: 002260	
		Instrument ID..: I8		MDL.....: 0.12		
Vanadium	**0.65 B**	**20.0**	**ug/L**	**SW846 6020**	**08/11-08/12/09**	**LHRQ01CG**
		Dilution Factor: 1		Analysis Time..: 18:09	Analyst ID.....: 002260	
		Instrument ID..: I8		MDL.....: 0.60		
Zinc	**3.6 B,J**	**20.0**	**ug/L**	**SW846 6020**	**08/11-08/12/09**	**LHRQ01CH**
		Dilution Factor: 1		Analysis Time..: 18:09	Analyst ID.....: 002260	
		Instrument ID..: I8		MDL.....: 0.85		
Mercury	ND	0.20	ug/L	SW846 7470A	08/11/09	LHRQ01CK
		Dilution Factor: 1		Analysis Time..: 15:54	Analyst ID.....: 001576	
		Instrument ID..: H1		MDL.....: 0.10		

NOTE(S):

B Estimated result. Result is less than RL.

J Method blank contamination. The associated method blank contains the target analyte at a reportable level.

Tetra Tech NUS, Inc

Client Sample ID: MRC-MW50A-080509

DISSOLVED Metals

Lot-Sample #...: A9H070192-002
Date Sampled...: 08/05/09 09:49 Date Received..: 08/07/09
Matrix.....: WG

PARAMETER	RESULT	REPORTING LIMIT	UNITS	METHOD	PREPARATION-ANALYSIS DATE	WORK ORDER #
Prep Batch #...: 9223022						
Silver	0.94 B	1.0	ug/L	SW846 6020	08/11-08/12/09	LHRQM1CE
		Dilution Factor: 1		Analysis Time..: 17:51	Analyst ID.....: 002260	
		Instrument ID..: I8		MDL.....: 0.033		
Arsenic	0.59 B	5.0	ug/L	SW846 6020	08/11-08/12/09	LHRQM1A1
		Dilution Factor: 1		Analysis Time..: 17:51	Analyst ID.....: 002260	
		Instrument ID..: I8		MDL.....: 0.21		
Barium	111 J	1.0	ug/L	SW846 6020	08/11-08/12/09	LHRQM1A2
		Dilution Factor: 1		Analysis Time..: 17:51	Analyst ID.....: 002260	
		Instrument ID..: I8		MDL.....: 0.052		
Beryllium	2.1	1.0	ug/L	SW846 6020	08/11-08/12/09	LHRQM1A3
		Dilution Factor: 1		Analysis Time..: 17:51	Analyst ID.....: 002260	
		Instrument ID..: I8		MDL.....: 0.037		
Cadmium	0.40 B	1.0	ug/L	SW846 6020	08/11-08/12/09	LHRQM1A4
		Dilution Factor: 1		Analysis Time..: 17:51	Analyst ID.....: 002260	
		Instrument ID..: I8		MDL.....: 0.027		
Cobalt	78.1	1.0	ug/L	SW846 6020	08/11-08/12/09	LHRQM1A5
		Dilution Factor: 1		Analysis Time..: 17:51	Analyst ID.....: 002260	
		Instrument ID..: I8		MDL.....: 0.033		
Chromium	ND	2.0	ug/L	SW846 6020	08/11-08/12/09	LHRQM1CJ
		Dilution Factor: 1		Analysis Time..: 17:51	Analyst ID.....: 002260	
		Instrument ID..: I8		MDL.....: 0.066		
Copper	17.5	2.0	ug/L	SW846 6020	08/11-08/12/09	LHRQM1A6
		Dilution Factor: 1		Analysis Time..: 17:51	Analyst ID.....: 002260	
		Instrument ID..: I8		MDL.....: 0.064		
Iron	4670	50.0	ug/L	SW846 6020	08/11-08/12/09	LHRQM1A7
		Dilution Factor: 1		Analysis Time..: 17:51	Analyst ID.....: 002260	
		Instrument ID..: I8		MDL.....: 11.0		
Manganese	455 J	1.0	ug/L	SW846 6020	08/11-08/12/09	LHRQM1A9
		Dilution Factor: 1		Analysis Time..: 17:51	Analyst ID.....: 002260	
		Instrument ID..: I8		MDL.....: 0.14		

(Continued on next page)

Tetra Tech NUS, Inc

Client Sample ID: MRC-MW50A-080509

DISSOLVED Metals

Lot-Sample #...: A9H070192-002 Matrix.....: WG

PARAMETER	RESULT	REPORTING LIMIT	UNITS	METHOD	PREPARATION-ANALYSIS DATE	WORK ORDER #
Molybdenum	ND	2.0	ug/L	SW846 6020	08/11-08/12/09	LHRQM1CA
		Dilution Factor: 1		Analysis Time..: 17:51	Analyst ID.....: 002260	
		Instrument ID..: I8		MDL.....: 0.20		
Nickel	72.6	2.0	ug/L	SW846 6020	08/11-08/12/09	LHRQM1CC
		Dilution Factor: 1		Analysis Time..: 17:51	Analyst ID.....: 002260	
		Instrument ID..: I8		MDL.....: 0.10		
Lead	0.24 B,J	1.0	ug/L	SW846 6020	08/11-08/12/09	LHRQM1A8
		Dilution Factor: 1		Analysis Time..: 17:51	Analyst ID.....: 002260	
		Instrument ID..: I8		MDL.....: 0.034		
Antimony	0.33 B	2.0	ug/L	SW846 6020	08/11-08/12/09	LHRQM1A0
		Dilution Factor: 1		Analysis Time..: 17:51	Analyst ID.....: 002260	
		Instrument ID..: I8		MDL.....: 0.055		
Selenium	3.2 B	5.0	ug/L	SW846 6020	08/11-08/12/09	LHRQM1CD
		Dilution Factor: 1		Analysis Time..: 17:51	Analyst ID.....: 002260	
		Instrument ID..: I8		MDL.....: 0.14		
Thallium	0.56 B	1.0	ug/L	SW846 6020	08/11-08/12/09	LHRQM1CF
		Dilution Factor: 1		Analysis Time..: 17:51	Analyst ID.....: 002260	
		Instrument ID..: I8		MDL.....: 0.12		
Vanadium	1.7 B	20.0	ug/L	SW846 6020	08/11-08/12/09	LHRQM1CG
		Dilution Factor: 1		Analysis Time..: 17:51	Analyst ID.....: 002260	
		Instrument ID..: I8		MDL.....: 0.60		
Zinc	86.8 J	20.0	ug/L	SW846 6020	08/11-08/12/09	LHRQM1CH
		Dilution Factor: 1		Analysis Time..: 17:51	Analyst ID.....: 002260	
		Instrument ID..: I8		MDL.....: 0.85		
Mercury	ND	0.20	ug/L	SW846 7470A	08/11/09	LHRQM1CK
		Dilution Factor: 1		Analysis Time..: 15:48	Analyst ID.....: 001576	
		Instrument ID..: H1		MDL.....: 0.10		

NOTE(S):

B Estimated result. Result is less than RL.

J Method blank contamination. The associated method blank contains the target analyte at a reportable level.

Tetra Tech NUS, Inc

Client Sample ID: MRC-MW59A-080309

DISSOLVED Metals

Lot-Sample #...: A9H050300-004 Matrix.....: WG
Date Sampled...: 08/03/09 14:32 Date Received..: 08/05/09

PARAMETER	RESULT	REPORTING LIMIT	UNITS	METHOD	PREPARATION-ANALYSIS DATE	WORK ORDER #
Prep Batch #...: 9218017						
Silver	ND	1.0	ug/L	SW846 6020	08/06-08/12/09	LHKLL1CD
		Dilution Factor: 1		Analysis Time..: 11:45	Analyst ID.....: 002260	
		Instrument ID..: I8		MDL.....: 0.033		
Arsenic	2.8 B	5.0	ug/L	SW846 6020	08/06-08/12/09	LHKLL1AA
		Dilution Factor: 1		Analysis Time..: 11:45	Analyst ID.....: 002260	
		Instrument ID..: I8		MDL.....: 0.21		
Barium	212 J	1.0	ug/L	SW846 6020	08/06-08/12/09	LHKLL1AC
		Dilution Factor: 1		Analysis Time..: 11:45	Analyst ID.....: 002260	
		Instrument ID..: I8		MDL.....: 0.052		
Beryllium	1.8	1.0	ug/L	SW846 6020	08/06-08/12/09	LHKLL1AD
		Dilution Factor: 1		Analysis Time..: 11:45	Analyst ID.....: 002260	
		Instrument ID..: I8		MDL.....: 0.037		
Cadmium	0.40 B	1.0	ug/L	SW846 6020	08/06-08/12/09	LHKLL1AE
		Dilution Factor: 1		Analysis Time..: 11:45	Analyst ID.....: 002260	
		Instrument ID..: I8		MDL.....: 0.027		
Cobalt	820	1.0	ug/L	SW846 6020	08/06-08/12/09	LHKLL1AF
		Dilution Factor: 1		Analysis Time..: 11:45	Analyst ID.....: 002260	
		Instrument ID..: I8		MDL.....: 0.033		
Chromium	0.27 B,J	2.0	ug/L	SW846 6020	08/06-08/12/09	LHKLL1CH
		Dilution Factor: 1		Analysis Time..: 11:45	Analyst ID.....: 002260	
		Instrument ID..: I8		MDL.....: 0.066		
Copper	0.22 B,J	2.0	ug/L	SW846 6020	08/06-08/12/09	LHKLL1AG
		Dilution Factor: 1		Analysis Time..: 11:45	Analyst ID.....: 002260	
		Instrument ID..: I8		MDL.....: 0.064		
Iron	59600 J	50.0	ug/L	SW846 6020	08/06-08/12/09	LHKLL1AH
		Dilution Factor: 1		Analysis Time..: 11:45	Analyst ID.....: 002260	
		Instrument ID..: I8		MDL.....: 11.0		
Manganese	15200 J	10.0	ug/L	SW846 6020	08/06-08/18/09	LHKLL1AK
		Dilution Factor: 10		Analysis Time..: 11:25	Analyst ID.....: 002260	
		Instrument ID..: I8		MDL.....: 1.4		

(Continued on next page)

Tetra Tech NUS, Inc

Client Sample ID: MRC-MW59A-080309

DISSOLVED Metals

Lot-Sample #...: A9H050300-004 Matrix.....: WG

PARAMETER	RESULT	REPORTING LIMIT	UNITS	METHOD	PREPARATION-ANALYSIS DATE	WORK ORDER #
Molybdenum	ND	2.0	ug/L	SW846 6020	08/06-08/12/09	LHKLL1AL
		Dilution Factor: 1		Analysis Time..: 11:45	Analyst ID.....: 002260	
		Instrument ID..: I8		MDL.....: 0.20		
Nickel	**546 J**	**2.0**	**ug/L**	**SW846 6020**	**08/06-08/12/09**	**LHKLL1CA**
		Dilution Factor: 1		Analysis Time..: 11:45	Analyst ID.....: 002260	
		Instrument ID..: I8		MDL.....: 0.10		
Lead	**0.086 B,J**	**1.0**	**ug/L**	**SW846 6020**	**08/06-08/12/09**	**LHKLL1AJ**
		Dilution Factor: 1		Analysis Time..: 11:45	Analyst ID.....: 002260	
		Instrument ID..: I8		MDL.....: 0.034		
Antimony	**0.088 B,J**	**2.0**	**ug/L**	**SW846 6020**	**08/06-08/12/09**	**LHKLL1A9**
		Dilution Factor: 1		Analysis Time..: 11:45	Analyst ID.....: 002260	
		Instrument ID..: I8		MDL.....: 0.055		
Selenium	**0.72 B**	**5.0**	**ug/L**	**SW846 6020**	**08/06-08/12/09**	**LHKLL1CC**
		Dilution Factor: 1		Analysis Time..: 11:45	Analyst ID.....: 002260	
		Instrument ID..: I8		MDL.....: 0.14		
Thallium	ND	1.0	ug/L	SW846 6020	08/06-08/12/09	LHKLL1CE
		Dilution Factor: 1		Analysis Time..: 11:45	Analyst ID.....: 002260	
		Instrument ID..: I8		MDL.....: 0.12		
Vanadium	ND	20.0	ug/L	SW846 6020	08/06-08/12/09	LHKLL1CF
		Dilution Factor: 1		Analysis Time..: 11:45	Analyst ID.....: 002260	
		Instrument ID..: I8		MDL.....: 0.60		
Zinc	**1000 J**	**20.0**	**ug/L**	**SW846 6020**	**08/06-08/12/09**	**LHKLL1CG**
		Dilution Factor: 1		Analysis Time..: 11:45	Analyst ID.....: 002260	
		Instrument ID..: I8		MDL.....: 0.85		
Mercury	ND	0.20	ug/L	SW846 7470A	08/06/09	LHKLL1CJ
		Dilution Factor: 1		Analysis Time..: 16:50	Analyst ID.....: 001576	
		Instrument ID..: H4		MDL.....: 0.10		

NOTE(S):

B Estimated result. Result is less than RL.

J Method blank contamination. The associated method blank contains the target analyte at a reportable level.

Tetra Tech NUS, Inc

Client Sample ID: MRC-MW60A-080309

DISSOLVED Metals

Lot-Sample #...: A9H050300-002 Matrix.....: WG
Date Sampled...: 08/03/09 10:38 Date Received..: 08/05/09

PARAMETER	RESULT	REPORTING LIMIT	UNITS	METHOD	PREPARATION-ANALYSIS DATE	WORK ORDER #
Prep Batch #...: 9218017						
Silver	ND	1.0	ug/L	SW846 6020	08/06-08/12/09	LHKK61CE
		Dilution Factor: 1		Analysis Time..: 11:08	Analyst ID.....: 002260	
		Instrument ID..: I8		MDL.....: 0.033		
Arsenic	2.1 B	5.0	ug/L	SW846 6020	08/06-08/12/09	LHKK61A1
		Dilution Factor: 1		Analysis Time..: 11:08	Analyst ID.....: 002260	
		Instrument ID..: I8		MDL.....: 0.21		
Barium	44.0 J	1.0	ug/L	SW846 6020	08/06-08/12/09	LHKK61A2
		Dilution Factor: 1		Analysis Time..: 11:08	Analyst ID.....: 002260	
		Instrument ID..: I8		MDL.....: 0.052		
Beryllium	0.95 B	1.0	ug/L	SW846 6020	08/06-08/12/09	LHKK61A3
		Dilution Factor: 1		Analysis Time..: 11:08	Analyst ID.....: 002260	
		Instrument ID..: I8		MDL.....: 0.037		
Cadmium	ND	1.0	ug/L	SW846 6020	08/06-08/12/09	LHKK61A4
		Dilution Factor: 1		Analysis Time..: 11:08	Analyst ID.....: 002260	
		Instrument ID..: I8		MDL.....: 0.027		
Cobalt	52.7	1.0	ug/L	SW846 6020	08/06-08/12/09	LHKK61A5
		Dilution Factor: 1		Analysis Time..: 11:08	Analyst ID.....: 002260	
		Instrument ID..: I8		MDL.....: 0.033		
Chromium	ND	2.0	ug/L	SW846 6020	08/06-08/12/09	LHKK61CJ
		Dilution Factor: 1		Analysis Time..: 11:08	Analyst ID.....: 002260	
		Instrument ID..: I8		MDL.....: 0.066		
Copper	0.33 B,J	2.0	ug/L	SW846 6020	08/06-08/12/09	LHKK61A6
		Dilution Factor: 1		Analysis Time..: 11:08	Analyst ID.....: 002260	
		Instrument ID..: I8		MDL.....: 0.064		
Iron	22900 J	50.0	ug/L	SW846 6020	08/06-08/12/09	LHKK61A7
		Dilution Factor: 1		Analysis Time..: 11:08	Analyst ID.....: 002260	
		Instrument ID..: I8		MDL.....: 11.0		
Manganese	3830 J	1.0	ug/L	SW846 6020	08/06-08/12/09	LHKK61A9
		Dilution Factor: 1		Analysis Time..: 11:08	Analyst ID.....: 002260	
		Instrument ID..: I8		MDL.....: 0.14		

(Continued on next page)

Tetra Tech NUS, Inc

Client Sample ID: MRC-MW60A-080309

DISSOLVED Metals

Lot-Sample #...: A9H050300-002 Matrix.....: WG

PARAMETER	RESULT	REPORTING LIMIT	UNITS	METHOD	PREPARATION-ANALYSIS DATE	WORK ORDER #
Molybdenum	ND	2.0	ug/L	SW846 6020	08/06-08/12/09	LHKK61CA
		Dilution Factor: 1		Analysis Time..: 11:08	Analyst ID.....: 002260	
		Instrument ID..: I8		MDL.....: 0.20		
Nickel	**57.9 J**	**2.0**	**ug/L**	**SW846 6020**	**08/06-08/12/09**	**LHKK61CC**
		Dilution Factor: 1		Analysis Time..: 11:08	Analyst ID.....: 002260	
		Instrument ID..: I8		MDL.....: 0.10		
Lead	**0.080 B,J**	**1.0**	**ug/L**	**SW846 6020**	**08/06-08/12/09**	**LHKK61A8**
		Dilution Factor: 1		Analysis Time..: 11:08	Analyst ID.....: 002260	
		Instrument ID..: I8		MDL.....: 0.034		
Antimony	ND	2.0	ug/L	SW846 6020	08/06-08/12/09	LHKK61A0
		Dilution Factor: 1		Analysis Time..: 11:08	Analyst ID.....: 002260	
		Instrument ID..: I8		MDL.....: 0.055		
Selenium	**0.20 B**	**5.0**	**ug/L**	**SW846 6020**	**08/06-08/12/09**	**LHKK61CD**
		Dilution Factor: 1		Analysis Time..: 11:08	Analyst ID.....: 002260	
		Instrument ID..: I8		MDL.....: 0.14		
Thallium	ND	1.0	ug/L	SW846 6020	08/06-08/12/09	LHKK61CF
		Dilution Factor: 1		Analysis Time..: 11:08	Analyst ID.....: 002260	
		Instrument ID..: I8		MDL.....: 0.12		
Vanadium	ND	20.0	ug/L	SW846 6020	08/06-08/12/09	LHKK61CG
		Dilution Factor: 1		Analysis Time..: 11:08	Analyst ID.....: 002260	
		Instrument ID..: I8		MDL.....: 0.60		
Zinc	**11.4 B,J**	**20.0**	**ug/L**	**SW846 6020**	**08/06-08/12/09**	**LHKK61CH**
		Dilution Factor: 1		Analysis Time..: 11:08	Analyst ID.....: 002260	
		Instrument ID..: I8		MDL.....: 0.85		
Mercury	ND	0.20	ug/L	SW846 7470A	08/06/09	LHKK61CK
		Dilution Factor: 1		Analysis Time..: 16:44	Analyst ID.....: 001576	
		Instrument ID..: H4		MDL.....: 0.10		

NOTE(S):

B Estimated result. Result is less than RL.

J Method blank contamination. The associated method blank contains the target analyte at a reportable level.

Tetra Tech NUS, Inc

Client Sample ID: MRC-MW61A-080309

DISSOLVED Metals

Lot-Sample #...: A9H050300-003 Matrix.....: WG
Date Sampled...: 08/03/09 12:02 Date Received..: 08/05/09

PARAMETER	RESULT	REPORTING LIMIT	UNITS	METHOD	PREPARATION-ANALYSIS DATE	WORK ORDER #
Prep Batch #...: 9218017						
Silver	ND	1.0	ug/L	SW846 6020	08/06-08/12/09	LHKLJ1CD
		Dilution Factor: 1		Analysis Time..: 11:37	Analyst ID.....: 002260	
		Instrument ID..: I8		MDL.....: 0.033		
Arsenic	0.52 B	5.0	ug/L	SW846 6020	08/06-08/12/09	LHKLJ1A0
		Dilution Factor: 1		Analysis Time..: 11:37	Analyst ID.....: 002260	
		Instrument ID..: I8		MDL.....: 0.21		
Barium	63.2 J	1.0	ug/L	SW846 6020	08/06-08/12/09	LHKLJ1A1
		Dilution Factor: 1		Analysis Time..: 11:37	Analyst ID.....: 002260	
		Instrument ID..: I8		MDL.....: 0.052		
Beryllium	6.5	1.0	ug/L	SW846 6020	08/06-08/12/09	LHKLJ1A2
		Dilution Factor: 1		Analysis Time..: 11:37	Analyst ID.....: 002260	
		Instrument ID..: I8		MDL.....: 0.037		
Cadmium	0.27 B	1.0	ug/L	SW846 6020	08/06-08/12/09	LHKLJ1A3
		Dilution Factor: 1		Analysis Time..: 11:37	Analyst ID.....: 002260	
		Instrument ID..: I8		MDL.....: 0.027		
Cobalt	55.9	1.0	ug/L	SW846 6020	08/06-08/12/09	LHKLJ1A4
		Dilution Factor: 1		Analysis Time..: 11:37	Analyst ID.....: 002260	
		Instrument ID..: I8		MDL.....: 0.033		
Chromium	ND	2.0	ug/L	SW846 6020	08/06-08/12/09	LHKLJ1CH
		Dilution Factor: 1		Analysis Time..: 11:37	Analyst ID.....: 002260	
		Instrument ID..: I8		MDL.....: 0.066		
Copper	4.0 J	2.0	ug/L	SW846 6020	08/06-08/12/09	LHKLJ1A5
		Dilution Factor: 1		Analysis Time..: 11:37	Analyst ID.....: 002260	
		Instrument ID..: I8		MDL.....: 0.064		
Iron	64.0 J	50.0	ug/L	SW846 6020	08/06-08/12/09	LHKLJ1A6
		Dilution Factor: 1		Analysis Time..: 11:37	Analyst ID.....: 002260	
		Instrument ID..: I8		MDL.....: 11.0		
Manganese	911 J	1.0	ug/L	SW846 6020	08/06-08/12/09	LHKLJ1A8
		Dilution Factor: 1		Analysis Time..: 11:37	Analyst ID.....: 002260	
		Instrument ID..: I8		MDL.....: 0.14		

(Continued on next page)

Tetra Tech NUS, Inc

Client Sample ID: MRC-MW61A-080309

DISSOLVED Metals

Lot-Sample #...: A9H050300-003 Matrix.....: WG

PARAMETER	RESULT	REPORTING LIMIT	UNITS	METHOD	PREPARATION-ANALYSIS DATE	WORK ORDER #
Molybdenum	0.41 B	2.0	ug/L	SW846 6020	08/06-08/12/09	LHKLJ1A9
		Dilution Factor: 1		Analysis Time..: 11:37	Analyst ID.....: 002260	
		Instrument ID..: I8		MDL.....: 0.20		
Nickel	70.1 J	2.0	ug/L	SW846 6020	08/06-08/12/09	LHKLJ1CA
		Dilution Factor: 1		Analysis Time..: 11:37	Analyst ID.....: 002260	
		Instrument ID..: I8		MDL.....: 0.10		
Lead	0.45 B,J	1.0	ug/L	SW846 6020	08/06-08/12/09	LHKLJ1A7
		Dilution Factor: 1		Analysis Time..: 11:37	Analyst ID.....: 002260	
		Instrument ID..: I8		MDL.....: 0.034		
Antimony	1.0 B,J	2.0	ug/L	SW846 6020	08/06-08/12/09	LHKLJ1AX
		Dilution Factor: 1		Analysis Time..: 11:37	Analyst ID.....: 002260	
		Instrument ID..: I8		MDL.....: 0.055		
Selenium	0.81 B	5.0	ug/L	SW846 6020	08/06-08/12/09	LHKLJ1CC
		Dilution Factor: 1		Analysis Time..: 11:37	Analyst ID.....: 002260	
		Instrument ID..: I8		MDL.....: 0.14		
Thallium	ND	1.0	ug/L	SW846 6020	08/06-08/12/09	LHKLJ1CE
		Dilution Factor: 1		Analysis Time..: 11:37	Analyst ID.....: 002260	
		Instrument ID..: I8		MDL.....: 0.12		
Vanadium	1.8 B	20.0	ug/L	SW846 6020	08/06-08/12/09	LHKLJ1CF
		Dilution Factor: 1		Analysis Time..: 11:37	Analyst ID.....: 002260	
		Instrument ID..: I8		MDL.....: 0.60		
Zinc	114 J	20.0	ug/L	SW846 6020	08/06-08/12/09	LHKLJ1CG
		Dilution Factor: 1		Analysis Time..: 11:37	Analyst ID.....: 002260	
		Instrument ID..: I8		MDL.....: 0.85		
Mercury	ND	0.20	ug/L	SW846 7470A	08/06/09	LHKLJ1CJ
		Dilution Factor: 1		Analysis Time..: 17:05	Analyst ID.....: 001576	
		Instrument ID..: H4		MDL.....: 0.10		

NOTE(S):

B Estimated result. Result is less than RL.

J Method blank contamination. The associated method blank contains the target analyte at a reportable level.

Tetra Tech NUS, Inc

Client Sample ID: MRC-MW63A-080509

DISSOLVED Metals

Lot-Sample #...: A9H070192-004 Matrix.....: WG
Date Sampled...: 08/05/09 14:18 Date Received..: 08/07/09

PARAMETER	RESULT	REPORTING LIMIT	UNITS	METHOD	PREPARATION-ANALYSIS DATE	WORK ORDER #
Prep Batch #...: 9223022						
Silver	ND	1.0	ug/L	SW846 6020	08/11-08/12/09	LHRQ91CE
		Dilution Factor: 1		Analysis Time..: 18:27	Analyst ID.....: 002260	
		Instrument ID..: I8		MDL.....: 0.033		
Arsenic	**1.2 B**	**5.0**	**ug/L**	**SW846 6020**	**08/11-08/12/09**	**LHRQ91AC**
		Dilution Factor: 1		Analysis Time..: 18:27	Analyst ID.....: 002260	
		Instrument ID..: I8		MDL.....: 0.21		
Barium	**156 J**	**1.0**	**ug/L**	**SW846 6020**	**08/11-08/12/09**	**LHRQ91AD**
		Dilution Factor: 1		Analysis Time..: 18:27	Analyst ID.....: 002260	
		Instrument ID..: I8		MDL.....: 0.052		
Beryllium	**0.15 B**	**1.0**	**ug/L**	**SW846 6020**	**08/11-08/12/09**	**LHRQ91AE**
		Dilution Factor: 1		Analysis Time..: 18:27	Analyst ID.....: 002260	
		Instrument ID..: I8		MDL.....: 0.037		
Cadmium	**0.097 B**	**1.0**	**ug/L**	**SW846 6020**	**08/11-08/12/09**	**LHRQ91AF**
		Dilution Factor: 1		Analysis Time..: 18:27	Analyst ID.....: 002260	
		Instrument ID..: I8		MDL.....: 0.027		
Cobalt	**164**	**1.0**	**ug/L**	**SW846 6020**	**08/11-08/12/09**	**LHRQ91AG**
		Dilution Factor: 1		Analysis Time..: 18:27	Analyst ID.....: 002260	
		Instrument ID..: I8		MDL.....: 0.033		
Chromium	ND	2.0	ug/L	SW846 6020	08/11-08/12/09	LHRQ91CJ
		Dilution Factor: 1		Analysis Time..: 18:27	Analyst ID.....: 002260	
		Instrument ID..: I8		MDL.....: 0.066		
Copper	**0.58 B**	**2.0**	**ug/L**	**SW846 6020**	**08/11-08/12/09**	**LHRQ91AH**
		Dilution Factor: 1		Analysis Time..: 18:27	Analyst ID.....: 002260	
		Instrument ID..: I8		MDL.....: 0.064		
Iron	**19800**	**50.0**	**ug/L**	**SW846 6020**	**08/11-08/12/09**	**LHRQ91AJ**
		Dilution Factor: 1		Analysis Time..: 18:27	Analyst ID.....: 002260	
		Instrument ID..: I8		MDL.....: 11.0		
Manganese	**737 J**	**1.0**	**ug/L**	**SW846 6020**	**08/11-08/12/09**	**LHRQ91AL**
		Dilution Factor: 1		Analysis Time..: 18:27	Analyst ID.....: 002260	
		Instrument ID..: I8		MDL.....: 0.14		

(Continued on next page)

Tetra Tech NUS, Inc

Client Sample ID: MRC-MW63A-080509

DISSOLVED Metals

Lot-Sample #...: A9H070192-004 Matrix.....: WG

PARAMETER	RESULT	REPORTING LIMIT	UNITS	METHOD	PREPARATION-ANALYSIS DATE	WORK ORDER #
Molybdenum	ND	2.0	ug/L	SW846 6020	08/11-08/12/09	LHRQ91CA
		Dilution Factor: 1		Analysis Time..: 18:27	Analyst ID.....: 002260	
		Instrument ID..: I8		MDL.....: 0.20		
Nickel	232	2.0	ug/L	SW846 6020	08/11-08/12/09	LHRQ91CC
		Dilution Factor: 1		Analysis Time..: 18:27	Analyst ID.....: 002260	
		Instrument ID..: I8		MDL.....: 0.10		
Lead	0.17 B,J	1.0	ug/L	SW846 6020	08/11-08/12/09	LHRQ91AK
		Dilution Factor: 1		Analysis Time..: 18:27	Analyst ID.....: 002260	
		Instrument ID..: I8		MDL.....: 0.034		
Antimony	0.071 B	2.0	ug/L	SW846 6020	08/11-08/12/09	LHRQ91AA
		Dilution Factor: 1		Analysis Time..: 18:27	Analyst ID.....: 002260	
		Instrument ID..: I8		MDL.....: 0.055		
Selenium	0.26 B	5.0	ug/L	SW846 6020	08/11-08/12/09	LHRQ91CD
		Dilution Factor: 1		Analysis Time..: 18:27	Analyst ID.....: 002260	
		Instrument ID..: I8		MDL.....: 0.14		
Thallium	ND	1.0	ug/L	SW846 6020	08/11-08/12/09	LHRQ91CF
		Dilution Factor: 1		Analysis Time..: 18:27	Analyst ID.....: 002260	
		Instrument ID..: I8		MDL.....: 0.12		
Vanadium	ND	20.0	ug/L	SW846 6020	08/11-08/12/09	LHRQ91CG
		Dilution Factor: 1		Analysis Time..: 18:27	Analyst ID.....: 002260	
		Instrument ID..: I8		MDL.....: 0.60		
Zinc	84.0 J	20.0	ug/L	SW846 6020	08/11-08/12/09	LHRQ91CH
		Dilution Factor: 1		Analysis Time..: 18:27	Analyst ID.....: 002260	
		Instrument ID..: I8		MDL.....: 0.85		
Mercury	ND	0.20	ug/L	SW846 7470A	08/11/09	LHRQ91CK
		Dilution Factor: 1		Analysis Time..: 15:57	Analyst ID.....: 001576	
		Instrument ID..: H1		MDL.....: 0.10		

NOTE(S):

B Estimated result. Result is less than RL.

J Method blank contamination. The associated method blank contains the target analyte at a reportable level.

Tetra Tech NUS, Inc

Client Sample ID: MRC-MW67A-080609

DISSOLVED Metals

Lot-Sample #...: A9H070192-007 Matrix.....: WG
Date Sampled...: 08/06/09 14:50 Date Received..: 08/07/09

PARAMETER	RESULT	REPORTING LIMIT	UNITS	METHOD	PREPARATION-ANALYSIS DATE	WORK ORDER #
Prep Batch #...: 9223022						
Silver	ND	1.0	ug/L	SW846 6020	08/11-08/12/09	LHRTQ1CD
		Dilution Factor: 1		Analysis Time..: 18:52	Analyst ID.....: 002260	
		Instrument ID..: I8		MDL.....: 0.033		
Arsenic	2.5 B	5.0	ug/L	SW846 6020	08/11-08/12/09	LHRTQ1A0
		Dilution Factor: 1		Analysis Time..: 18:52	Analyst ID.....: 002260	
		Instrument ID..: I8		MDL.....: 0.21		
Barium	891 J	1.0	ug/L	SW846 6020	08/11-08/12/09	LHRTQ1A1
		Dilution Factor: 1		Analysis Time..: 18:52	Analyst ID.....: 002260	
		Instrument ID..: I8		MDL.....: 0.052		
Beryllium	242	1.0	ug/L	SW846 6020	08/11-08/12/09	LHRTQ1A2
		Dilution Factor: 1		Analysis Time..: 18:52	Analyst ID.....: 002260	
		Instrument ID..: I8		MDL.....: 0.037		
Cadmium	8.6	1.0	ug/L	SW846 6020	08/11-08/12/09	LHRTQ1A3
		Dilution Factor: 1		Analysis Time..: 18:52	Analyst ID.....: 002260	
		Instrument ID..: I8		MDL.....: 0.027		
Cobalt	6930	1.0	ug/L	SW846 6020	08/11-08/12/09	LHRTQ1A4
		Dilution Factor: 1		Analysis Time..: 18:52	Analyst ID.....: 002260	
		Instrument ID..: I8		MDL.....: 0.033		
Chromium	1.4 B	2.0	ug/L	SW846 6020	08/11-08/12/09	LHRTQ1CH
		Dilution Factor: 1		Analysis Time..: 18:52	Analyst ID.....: 002260	
		Instrument ID..: I8		MDL.....: 0.066		
Copper	1990	20.0	ug/L	SW846 6020	08/11-08/13/09	LHRTQ1A5
		Dilution Factor: 10		Analysis Time..: 12:49	Analyst ID.....: 002260	
		Instrument ID..: I8		MDL.....: 0.64		
Iron	10400	50.0	ug/L	SW846 6020	08/11-08/12/09	LHRTQ1A6
		Dilution Factor: 1		Analysis Time..: 18:52	Analyst ID.....: 002260	
		Instrument ID..: I8		MDL.....: 11.0		
Manganese	12600 J	10.0	ug/L	SW846 6020	08/11-08/13/09	LHRTQ1A8
		Dilution Factor: 10		Analysis Time..: 12:49	Analyst ID.....: 002260	
		Instrument ID..: I8		MDL.....: 1.4		

(Continued on next page)

Tetra Tech NUS, Inc

Client Sample ID: MRC-MW67A-080609

DISSOLVED Metals

Lot-Sample #...: A9H070192-007 Matrix.....: WG

PARAMETER	RESULT	REPORTING LIMIT	UNITS	METHOD	PREPARATION-ANALYSIS DATE	WORK ORDER #
Molybdenum	ND	2.0	ug/L	SW846 6020	08/11-08/12/09	LHRTQ1A9
		Dilution Factor: 1		Analysis Time..: 18:52	Analyst ID.....: 002260	
		Instrument ID..: I8		MDL.....: 0.20		
Nickel	**13800**	**20.0**	**ug/L**	**SW846 6020**	**08/11-08/13/09**	**LHRTQ1CA**
		Dilution Factor: 10		Analysis Time..: 12:49	Analyst ID.....: 002260	
		Instrument ID..: I8		MDL.....: 1.0		
Lead	**6.5 J**	**1.0**	**ug/L**	**SW846 6020**	**08/11-08/12/09**	**LHRTQ1A7**
		Dilution Factor: 1		Analysis Time..: 18:52	Analyst ID.....: 002260	
		Instrument ID..: I8		MDL.....: 0.034		
Antimony	ND	2.0	ug/L	SW846 6020	08/11-08/12/09	LHRTQ1AX
		Dilution Factor: 1		Analysis Time..: 18:52	Analyst ID.....: 002260	
		Instrument ID..: I8		MDL.....: 0.055		
Selenium	**5.8**	**5.0**	**ug/L**	**SW846 6020**	**08/11-08/12/09**	**LHRTQ1CC**
		Dilution Factor: 1		Analysis Time..: 18:52	Analyst ID.....: 002260	
		Instrument ID..: I8		MDL.....: 0.14		
Thallium	**1.3**	**1.0**	**ug/L**	**SW846 6020**	**08/11-08/12/09**	**LHRTQ1CE**
		Dilution Factor: 1		Analysis Time..: 18:52	Analyst ID.....: 002260	
		Instrument ID..: I8		MDL.....: 0.12		
Vanadium	**1.1 B**	**20.0**	**ug/L**	**SW846 6020**	**08/11-08/12/09**	**LHRTQ1CF**
		Dilution Factor: 1		Analysis Time..: 18:52	Analyst ID.....: 002260	
		Instrument ID..: I8		MDL.....: 0.60		
Zinc	**22200 J**	**200**	**ug/L**	**SW846 6020**	**08/11-08/13/09**	**LHRTQ1CG**
		Dilution Factor: 10		Analysis Time..: 12:49	Analyst ID.....: 002260	
		Instrument ID..: I8		MDL.....: 8.5		
Mercury	ND	0.20	ug/L	SW846 7470A	08/11/09	LHRTQ1CJ
		Dilution Factor: 1		Analysis Time..: 16:04	Analyst ID.....: 001576	
		Instrument ID..: H1		MDL.....: 0.10		

NOTE(S):

B Estimated result. Result is less than RL.

J Method blank contamination. The associated method blank contains the target analyte at a reportable level.

Tetra Tech NUS, Inc

Client Sample ID: MRC-MW70A-080709

DISSOLVED Metals

Lot-Sample #...: A9H080141-002 Matrix.....: WG
Date Sampled...: 08/07/09 10:07 Date Received..: 08/08/09

PARAMETER	RESULT	REPORTING LIMIT	UNITS	METHOD	PREPARATION-ANALYSIS DATE	WORK ORDER #
Prep Batch #...: 9222027						
Silver	ND	1.0	ug/L	SW846 6020	08/10-08/11/09	LHT6L1CE
		Dilution Factor: 1		Analysis Time..: 14:01	Analyst ID.....: 002260	
		Instrument ID..: I8		MDL.....: 0.033		
Arsenic	2.5 B	5.0	ug/L	SW846 6020	08/10-08/11/09	LHT6L1A1
		Dilution Factor: 1		Analysis Time..: 14:01	Analyst ID.....: 002260	
		Instrument ID..: I8		MDL.....: 0.21		
Barium	91.9 J	1.0	ug/L	SW846 6020	08/10-08/11/09	LHT6L1A2
		Dilution Factor: 1		Analysis Time..: 14:01	Analyst ID.....: 002260	
		Instrument ID..: I8		MDL.....: 0.052		
Beryllium	1.3	1.0	ug/L	SW846 6020	08/10-08/11/09	LHT6L1A3
		Dilution Factor: 1		Analysis Time..: 14:01	Analyst ID.....: 002260	
		Instrument ID..: I8		MDL.....: 0.037		
Cadmium	0.035 B	1.0	ug/L	SW846 6020	08/10-08/11/09	LHT6L1A4
		Dilution Factor: 1		Analysis Time..: 14:01	Analyst ID.....: 002260	
		Instrument ID..: I8		MDL.....: 0.027		
Cobalt	51.1	1.0	ug/L	SW846 6020	08/10-08/11/09	LHT6L1A5
		Dilution Factor: 1		Analysis Time..: 14:01	Analyst ID.....: 002260	
		Instrument ID..: I8		MDL.....: 0.033		
Chromium	0.069 B,J	2.0	ug/L	SW846 6020	08/10-08/11/09	LHT6L1CJ
		Dilution Factor: 1		Analysis Time..: 14:01	Analyst ID.....: 002260	
		Instrument ID..: I8		MDL.....: 0.066		
Copper	0.13 B,J	2.0	ug/L	SW846 6020	08/10-08/11/09	LHT6L1A6
		Dilution Factor: 1		Analysis Time..: 14:01	Analyst ID.....: 002260	
		Instrument ID..: I8		MDL.....: 0.064		
Iron	56200	50.0	ug/L	SW846 6020	08/10-08/11/09	LHT6L1A7
		Dilution Factor: 1		Analysis Time..: 14:01	Analyst ID.....: 002260	
		Instrument ID..: I8		MDL.....: 11.0		
Manganese	2440 J	1.0	ug/L	SW846 6020	08/10-08/11/09	LHT6L1A9
		Dilution Factor: 1		Analysis Time..: 14:01	Analyst ID.....: 002260	
		Instrument ID..: I8		MDL.....: 0.14		

(Continued on next page)

Tetra Tech NUS, Inc

Client Sample ID: MRC-MW70A-080709

DISSOLVED Metals

Lot-Sample #...: A9H080141-002 Matrix.....: WG

PARAMETER	RESULT	REPORTING LIMIT	UNITS	METHOD	PREPARATION-ANALYSIS DATE	WORK ORDER #
Molybdenum	0.51 B	2.0	ug/L	SW846 6020	08/10-08/11/09	LHT6L1CA
		Dilution Factor: 1		Analysis Time..: 14:01	Analyst ID.....: 002260	
		Instrument ID..: I8		MDL.....: 0.20		
Nickel	51.9 J	2.0	ug/L	SW846 6020	08/10-08/11/09	LHT6L1CC
		Dilution Factor: 1		Analysis Time..: 14:01	Analyst ID.....: 002260	
		Instrument ID..: I8		MDL.....: 0.10		
Lead	0.12 B,J	1.0	ug/L	SW846 6020	08/10-08/11/09	LHT6L1A8
		Dilution Factor: 1		Analysis Time..: 14:01	Analyst ID.....: 002260	
		Instrument ID..: I8		MDL.....: 0.034		
Antimony	0.096 B	2.0	ug/L	SW846 6020	08/10-08/11/09	LHT6L1A0
		Dilution Factor: 1		Analysis Time..: 14:01	Analyst ID.....: 002260	
		Instrument ID..: I8		MDL.....: 0.055		
Selenium	1.3 B	5.0	ug/L	SW846 6020	08/10-08/11/09	LHT6L1CD
		Dilution Factor: 1		Analysis Time..: 14:01	Analyst ID.....: 002260	
		Instrument ID..: I8		MDL.....: 0.14		
Thallium	0.17 B	1.0	ug/L	SW846 6020	08/10-08/11/09	LHT6L1CF
		Dilution Factor: 1		Analysis Time..: 14:01	Analyst ID.....: 002260	
		Instrument ID..: I8		MDL.....: 0.12		
Vanadium	ND	20.0	ug/L	SW846 6020	08/10-08/11/09	LHT6L1CG
		Dilution Factor: 1		Analysis Time..: 14:01	Analyst ID.....: 002260	
		Instrument ID..: I8		MDL.....: 0.60		
Zinc	11.7 B,J	20.0	ug/L	SW846 6020	08/10-08/11/09	LHT6L1CH
		Dilution Factor: 1		Analysis Time..: 14:01	Analyst ID.....: 002260	
		Instrument ID..: I8		MDL.....: 0.85		
Mercury	ND	0.20	ug/L	SW846 7470A	08/10-08/11/09	LHT6L1CK
		Dilution Factor: 1		Analysis Time..: 11:15	Analyst ID.....: 001576	
		Instrument ID..: H1		MDL.....: 0.10		

NOTE(S):

B Estimated result. Result is less than RL.

J Method blank contamination. The associated method blank contains the target analyte at a reportable level.

Tetra Tech NUS, Inc

Client Sample ID: MRC-MW70B-080709

DISSOLVED Metals

Lot-Sample #...: A9H080141-003
Date Sampled...: 08/07/09 11:36 Date Received..: 08/08/09
Matrix.....: WG

PARAMETER	RESULT	REPORTING LIMIT	UNITS	METHOD	PREPARATION-ANALYSIS DATE	WORK ORDER #
Prep Batch #...: 9222027						
Silver	ND	1.0	ug/L	SW846 6020	08/10-08/11/09	LHT6P1CE
		Dilution Factor: 1		Analysis Time..: 14:20	Analyst ID.....: 002260	
		Instrument ID..: I8		MDL.....: 0.033		
Arsenic	**1.0 B**	**5.0**	**ug/L**	**SW846 6020**	**08/10-08/11/09**	**LHT6P1AC**
		Dilution Factor: 1		Analysis Time..: 14:20	Analyst ID.....: 002260	
		Instrument ID..: I8		MDL.....: 0.21		
Barium	**654 J**	**1.0**	**ug/L**	**SW846 6020**	**08/10-08/11/09**	**LHT6P1AD**
		Dilution Factor: 1		Analysis Time..: 14:20	Analyst ID.....: 002260	
		Instrument ID..: I8		MDL.....: 0.052		
Beryllium	ND	1.0	ug/L	SW846 6020	08/10-08/11/09	LHT6P1AE
		Dilution Factor: 1		Analysis Time..: 14:20	Analyst ID.....: 002260	
		Instrument ID..: I8		MDL.....: 0.037		
Cadmium	ND	1.0	ug/L	SW846 6020	08/10-08/11/09	LHT6P1AF
		Dilution Factor: 1		Analysis Time..: 14:20	Analyst ID.....: 002260	
		Instrument ID..: I8		MDL.....: 0.027		
Cobalt	**0.073 B**	**1.0**	**ug/L**	**SW846 6020**	**08/10-08/11/09**	**LHT6P1AG**
		Dilution Factor: 1		Analysis Time..: 14:20	Analyst ID.....: 002260	
		Instrument ID..: I8		MDL.....: 0.033		
Chromium	ND	2.0	ug/L	SW846 6020	08/10-08/11/09	LHT6P1CJ
		Dilution Factor: 1		Analysis Time..: 14:20	Analyst ID.....: 002260	
		Instrument ID..: I8		MDL.....: 0.066		
Copper	**0.67 B,J**	**2.0**	**ug/L**	**SW846 6020**	**08/10-08/11/09**	**LHT6P1AH**
		Dilution Factor: 1		Analysis Time..: 14:20	Analyst ID.....: 002260	
		Instrument ID..: I8		MDL.....: 0.064		
Iron	ND	50.0	ug/L	SW846 6020	08/10-08/11/09	LHT6P1AJ
		Dilution Factor: 1		Analysis Time..: 14:20	Analyst ID.....: 002260	
		Instrument ID..: I8		MDL.....: 11.0		
Manganese	**0.62 B,J**	**1.0**	**ug/L**	**SW846 6020**	**08/10-08/11/09**	**LHT6P1AL**
		Dilution Factor: 1		Analysis Time..: 14:20	Analyst ID.....: 002260	
		Instrument ID..: I8		MDL.....: 0.14		

(Continued on next page)

Tetra Tech NUS, Inc

Client Sample ID: MRC-MW70B-080709

DISSOLVED Metals

Lot-Sample #...: A9H080141-003 Matrix.....: WG

PARAMETER	RESULT	REPORTING LIMIT	UNITS	METHOD	PREPARATION-ANALYSIS DATE	WORK ORDER #
Molybdenum	2.1	2.0	ug/L	SW846 6020	08/10-08/11/09	LHT6P1CA
		Dilution Factor: 1		Analysis Time..: 14:20	Analyst ID.....: 002260	
		Instrument ID..: I8		MDL.....: 0.20		
Nickel	4.3 J	2.0	ug/L	SW846 6020	08/10-08/11/09	LHT6P1CC
		Dilution Factor: 1		Analysis Time..: 14:20	Analyst ID.....: 002260	
		Instrument ID..: I8		MDL.....: 0.10		
Lead	0.12 B,J	1.0	ug/L	SW846 6020	08/10-08/11/09	LHT6P1AK
		Dilution Factor: 1		Analysis Time..: 14:20	Analyst ID.....: 002260	
		Instrument ID..: I8		MDL.....: 0.034		
Antimony	ND	2.0	ug/L	SW846 6020	08/10-08/11/09	LHT6P1AA
		Dilution Factor: 1		Analysis Time..: 14:20	Analyst ID.....: 002260	
		Instrument ID..: I8		MDL.....: 0.055		
Selenium	ND	5.0	ug/L	SW846 6020	08/10-08/11/09	LHT6P1CD
		Dilution Factor: 1		Analysis Time..: 14:20	Analyst ID.....: 002260	
		Instrument ID..: I8		MDL.....: 0.14		
Thallium	ND	1.0	ug/L	SW846 6020	08/10-08/11/09	LHT6P1CF
		Dilution Factor: 1		Analysis Time..: 14:20	Analyst ID.....: 002260	
		Instrument ID..: I8		MDL.....: 0.12		
Vanadium	ND	20.0	ug/L	SW846 6020	08/10-08/11/09	LHT6P1CG
		Dilution Factor: 1		Analysis Time..: 14:20	Analyst ID.....: 002260	
		Instrument ID..: I8		MDL.....: 0.60		
Zinc	10 B,J	20.0	ug/L	SW846 6020	08/10-08/11/09	LHT6P1CH
		Dilution Factor: 1		Analysis Time..: 14:20	Analyst ID.....: 002260	
		Instrument ID..: I8		MDL.....: 0.85		
Mercury	ND	0.20	ug/L	SW846 7470A	08/10-08/11/09	LHT6P1CK
		Dilution Factor: 1		Analysis Time..: 11:20	Analyst ID.....: 001576	
		Instrument ID..: H1		MDL.....: 0.10		

NOTE(S):

B Estimated result. Result is less than RL.

J Method blank contamination. The associated method blank contains the target analyte at a reportable level.

Tetra Tech NUS, Inc

Client Sample ID: MRC-MW72B-080709

DISSOLVED Metals

Lot-Sample #...: A9H080141-004 Matrix.....: WG
Date Sampled...: 08/07/09 14:48 Date Received..: 08/08/09

PARAMETER	RESULT	REPORTING LIMIT	UNITS	METHOD	PREPARATION-ANALYSIS DATE	WORK ORDER #
Prep Batch #...: 9222027						
Silver	ND	1.0	ug/L	SW846 6020	08/10-08/11/09	LHT6R1CE
		Dilution Factor: 1		Analysis Time..: 14:38	Analyst ID.....: 002260	
		Instrument ID..: I8		MDL.....: 0.033		
Arsenic	ND	5.0	ug/L	SW846 6020	08/10-08/11/09	LHT6R1A1
		Dilution Factor: 1		Analysis Time..: 14:38	Analyst ID.....: 002260	
		Instrument ID..: I8		MDL.....: 0.21		
Barium	**13.4 J**	**1.0**	**ug/L**	**SW846 6020**	**08/10-08/11/09**	**LHT6R1A2**
		Dilution Factor: 1		Analysis Time..: 14:38	Analyst ID.....: 002260	
		Instrument ID..: I8		MDL.....: 0.052		
Beryllium	**0.66 B**	**1.0**	**ug/L**	**SW846 6020**	**08/10-08/11/09**	**LHT6R1A3**
		Dilution Factor: 1		Analysis Time..: 14:38	Analyst ID.....: 002260	
		Instrument ID..: I8		MDL.....: 0.037		
Cadmium	ND	1.0	ug/L	SW846 6020	08/10-08/11/09	LHT6R1A4
		Dilution Factor: 1		Analysis Time..: 14:38	Analyst ID.....: 002260	
		Instrument ID..: I8		MDL.....: 0.027		
Cobalt	**9.3**	**1.0**	**ug/L**	**SW846 6020**	**08/10-08/11/09**	**LHT6R1A5**
		Dilution Factor: 1		Analysis Time..: 14:38	Analyst ID.....: 002260	
		Instrument ID..: I8		MDL.....: 0.033		
Chromium	ND	2.0	ug/L	SW846 6020	08/10-08/11/09	LHT6R1CJ
		Dilution Factor: 1		Analysis Time..: 14:38	Analyst ID.....: 002260	
		Instrument ID..: I8		MDL.....: 0.066		
Copper	**1.8 B,J**	**2.0**	**ug/L**	**SW846 6020**	**08/10-08/11/09**	**LHT6R1A6**
		Dilution Factor: 1		Analysis Time..: 14:38	Analyst ID.....: 002260	
		Instrument ID..: I8		MDL.....: 0.064		
Iron	ND	50.0	ug/L	SW846 6020	08/10-08/11/09	LHT6R1A7
		Dilution Factor: 1		Analysis Time..: 14:38	Analyst ID.....: 002260	
		Instrument ID..: I8		MDL.....: 11.0		
Manganese	**57.6 J**	**1.0**	**ug/L**	**SW846 6020**	**08/10-08/11/09**	**LHT6R1A9**
		Dilution Factor: 1		Analysis Time..: 14:38	Analyst ID.....: 002260	
		Instrument ID..: I8		MDL.....: 0.14		

(Continued on next page)

Tetra Tech NUS, Inc

Client Sample ID: MRC-MW72B-080709

DISSOLVED Metals

Lot-Sample #...: A9H080141-004 Matrix.....: WG

PARAMETER	RESULT	REPORTING LIMIT	UNITS	METHOD	PREPARATION-ANALYSIS DATE	WORK ORDER #
Molybdenum	ND	2.0	ug/L	SW846 6020	08/10-08/11/09	LHT6R1CA
		Dilution Factor: 1		Analysis Time..: 14:38	Analyst ID.....: 002260	
		Instrument ID..: I8		MDL.....: 0.20		
Nickel	**10.9 J**	**2.0**	**ug/L**	**SW846 6020**	**08/10-08/11/09**	**LHT6R1CC**
		Dilution Factor: 1		Analysis Time..: 14:38	Analyst ID.....: 002260	
		Instrument ID..: I8		MDL.....: 0.10		
Lead	**0.062 B,J**	**1.0**	**ug/L**	**SW846 6020**	**08/10-08/11/09**	**LHT6R1A8**
		Dilution Factor: 1		Analysis Time..: 14:38	Analyst ID.....: 002260	
		Instrument ID..: I8		MDL.....: 0.034		
Antimony	ND	2.0	ug/L	SW846 6020	08/10-08/11/09	LHT6R1A0
		Dilution Factor: 1		Analysis Time..: 14:38	Analyst ID.....: 002260	
		Instrument ID..: I8		MDL.....: 0.055		
Selenium	ND	5.0	ug/L	SW846 6020	08/10-08/11/09	LHT6R1CD
		Dilution Factor: 1		Analysis Time..: 14:38	Analyst ID.....: 002260	
		Instrument ID..: I8		MDL.....: 0.14		
Thallium	ND	1.0	ug/L	SW846 6020	08/10-08/11/09	LHT6R1CF
		Dilution Factor: 1		Analysis Time..: 14:38	Analyst ID.....: 002260	
		Instrument ID..: I8		MDL.....: 0.12		
Vanadium	ND	20.0	ug/L	SW846 6020	08/10-08/11/09	LHT6R1CG
		Dilution Factor: 1		Analysis Time..: 14:38	Analyst ID.....: 002260	
		Instrument ID..: I8		MDL.....: 0.60		
Zinc	**23.4 J**	**20.0**	**ug/L**	**SW846 6020**	**08/10-08/11/09**	**LHT6R1CH**
		Dilution Factor: 1		Analysis Time..: 14:38	Analyst ID.....: 002260	
		Instrument ID..: I8		MDL.....: 0.85		
Mercury	ND	0.20	ug/L	SW846 7470A	08/10-08/11/09	LHT6R1CK
		Dilution Factor: 1		Analysis Time..: 11:22	Analyst ID.....: 001576	
		Instrument ID..: H1		MDL.....: 0.10		

NOTE(S):

J Method blank contamination. The associated method blank contains the target analyte at a reportable level.

B Estimated result. Result is less than RL.

Tetra Tech NUS, Inc

Client Sample ID: MRC-MW24A-080609

General Chemistry

Lot-Sample #...: A9H070192-006 Work Order #...: LHRTP Matrix.....: WG
Date Sampled...: 08/06/09 11:30 Date Received..: 08/07/09

PARAMETER	RESULT	RL	UNITS	METHOD	PREPARATION-ANALYSIS DATE	PREP BATCH #
Chloride	415.5	5	mg/L	MCAWW 300.0A	08/12/09	9224131
		Dilution Factor: 5				
Dissolved Organic Carbon	1.318	1	mg/L	SW846 9060	08/11/09	9223300
		Dilution Factor: 1				
Nitrate as N	0.1	0.1	mg/L	MCAWW 300.0A	08/08/09	9223035
		Dilution Factor: 1				
Nitrite as N	ND	0.1	mg/L	MCAWW 300.0A	08/08/09	9223036
		Dilution Factor: 1				
Nitrogen, as Ammonia	0.19 B	0.2	mg/L	MCAWW 350.3	08/12/09	9224191
		Dilution Factor: 1				
Phosphate as P, Ortho	ND	0.5	mg/L	MCAWW 300.0A	08/08/09	9223037
		Dilution Factor: 1				
Sulfate	0.6 B	1	mg/L	MCAWW 300.0A	08/12/09	9224124
		Dilution Factor: 1				
Total Alkalinity	8.92 J	5	mg/L	MCAWW 310.1	08/07/09	9220020
		Dilution Factor: 1				
Total Dissolved Solids	822	10	mg/L	MCAWW 160.1	08/11-08/12/09	9223426
		Dilution Factor: 1				

NOTE(S):

RL Reporting Limit

B Estimated result. Result is less than RL.

J Method blank contamination. The associated method blank contains the target analyte at a reportable level.

Tetra Tech NUS, Inc

Client Sample ID: MRC-MW25A-080609

General Chemistry

Lot-Sample #...: A9H070192-005 Work Order #...: LHRRD Matrix.....: WG
Date Sampled...: 08/06/09 09:40 Date Received..: 08/07/09

PARAMETER	RESULT	RL	UNITS	METHOD	PREPARATION-ANALYSIS DATE	PREP BATCH #
Chloride	103.6	1	mg/L	MCAWW 300.0A	08/12/09	9224131
		Dilution Factor: 1				
Dissolved Organic Carbon	1.459	1	mg/L	SW846 9060	08/11/09	9223300
		Dilution Factor: 1				
Nitrate as N	ND	0.1	mg/L	MCAWW 300.0A	08/08/09	9223035
		Dilution Factor: 1				
Nitrite as N	ND	0.1	mg/L	MCAWW 300.0A	08/08/09	9223036
		Dilution Factor: 1				
Nitrogen, as Ammonia	0.1498 B	0.2	mg/L	MCAWW 350.3	08/12/09	9224191
		Dilution Factor: 1				
Phosphate as P, Ortho	0.9	0.5	mg/L	MCAWW 300.0A	08/08/09	9223037
		Dilution Factor: 1				
Sulfate	2.1	1	mg/L	MCAWW 300.0A	08/12/09	9224124
		Dilution Factor: 1				
Total Alkalinity	71.42 J	5	mg/L	MCAWW 310.1	08/07/09	9220020
		Dilution Factor: 1				
Total Dissolved Solids	287	10	mg/L	MCAWW 160.1	08/11-08/12/09	9223426
		Dilution Factor: 1				

NOTE(S):

RL Reporting Limit

B Estimated result. Result is less than RL.

J Method blank contamination. The associated method blank contains the target analyte at a reportable level.

Appendix C

Support Documentation

Chain of Custody Record

Temperature on Receipt _____

Drinking Water? Yes☐ No☐

TestAmerica

THE LEADER IN ENVIRONMENTAL TESTING

TAL-4124 (1007)

Client	Project Manager	Date	Chain of Custody Number
Tetra Tech MS	Tony Aparavoor	8-3-09	141141
Address	**Telephone Number (Area Code)/Fax Number**	**Lab Number**	**Page** 1 of 1
20251 Century Blvd STE 200	(301) 528-3021		
City	**State**	**Zip Code**	**Site Contact**	**Lab Contact**
Germantown	MD	20874	Walt Pagan	
Project Name and Location (State)	**Carrier/Waybill Number**	
Ground Water Sampling 2009 Middle River Center		
Contract/Purchase Order/Quote No.		

Sample I.D. No. and Description (Containers for each sample may be combined on one line)	Date	Time	Matrix: Air	Aqueous	Sed.	Soil	Containers & Preservatives: Unpres.	H_2SO_4	HNO_3	HCl	NaOH	ZnAc/NaOH	Analysis: VOCs	Total/ppm	Diss/ppm
✓ TB-080309	8-3-09	0810		X									X		
✓ MRC-MW 60A-080309		1038		X					X	X			X	X	X
✓ MRC-MW 61A-080309		1202		X					X					X	X
✓ MRC-MW 59A-080309		1432		X					X					X	X
✓ MRC-MW 26A-080409	8-4-09	0930		X					X	X			X	X	X
✓ MRC-MW 29A-080409		1102		X					X	X			X	X	X
✓ MRC-MW 30A-080409		1500		X					X	X			X	X	X

Special Instructions/ Conditions of Receipt

Possible Hazard Identification

☐ Non-Hazard ☐ Flammable ☐ Skin Irritant ☐ Poison B ☐ Unknown

Sample Disposal

☐ Return To Client ☐ Disposal By Lab ☐ Archive For _____ Months (A fee may be assessed if samples are retained longer than 1 month)

Turn Around Time Required

☐ 24 Hours ☐ 48 Hours ☐ 7 Days ☐ 14 Days ☐ 21 Days ☐ Other _____

QC Requirements (Specify)

	Date	Time		Date	Time
1. Relinquished By: Walt Pagan	8-4-09	1600	1. Received By: Denny Burns	8/5/09	1:25pm
2. Relinquished By			2. Received By		
3. Relinquished By			3. Received By		

Comments

DISTRIBUTION: WHITE - Returned to Client with Report; CANARY - Stays with the Sample; PINK - Field Copy

North Canton

30

Chain of Custody Record

TestAmerica
THE LEADER IN ENVIRONMENTAL TESTING

Temperature on Receipt _____

Drinking Water? Yes ☐ No ☐

TAL-4124 (1007)

Client: Tetra Tech NUS	Project Manager: Tony Apanavage	Date: 8-5-09	Chain of Custody Number: 141131
Address: 20251 Century Blvd STE 200	Telephone Number (Area Code)/Fax Number: (301) 528-3021	Lab Number:	Page 1 of 1
City: Germantown / State: MD / Zip Code: 20874	Site Contact: Walt Payon	Lab Contact:	
Project Name and Location (State): Groundwater Sampling 2009	Carrier/Waybill Number:		
Contract/Purchase Order/Quote No.: Middle River Center			

Sample I.D. No. and Description (Containers for each sample may be combined on one line)	Date	Time	Matrix: Air	Aqueous	Sed.	Soil	Containers & Preservatives: Unpres.	H2SO4	HNO3	HCl	NaOH	ZnAc/NaOH	Analysis: VOCs	Total ppm	Diss ppm	1,4 Dioxane	Diss Gasses	Ammonia-N	Alk, TDS, Anions	Fe/Mn	DOC	Special Instructions/ Conditions of Receipt
TB-080509	8-5-09	0800		X									X									
MRC-MW 50A-080509		0949		X					X	X			X	X	X							
MRC-MW 44A-080509		1121		X			X		X	X			X	X	X	X						
MRC-MW 63A-080509		1418		X					X	X			X	X	X							
MRC-MW 25A-080609	8-6-09	0940		X			X	X	X	X			X	X	X		X	X	X	X	X	
MRC-MW 24A-080609		1130		X			X	X	X	X			X	X	X		X	X	X	X	X	
MRC-MW 67A-080609		1450		X					X					X	X							

Possible Hazard Identification
☐ Non-Hazard ☐ Flammable ☐ Skin Irritant ☐ Poison B ☐ Unknown

Sample Disposal
☐ Return To Client ☐ Disposal By Lab ☐ Archive For _____ Months (A fee may be assessed if samples are retained longer than 1 month)

Turn Around Time Required
☐ 24 Hours ☐ 48 Hours ☐ 7 Days ☐ 14 Days ☐ 21 Days ☐ Other _____

QC Requirements (Specify)

	Date	Time		Date	Time
1. Relinquished By: Walt Payon	8-6-09	1600	1. Received By: Diana Morgan	8/7/09	930
2. Relinquished By			2. Received By		
3. Relinquished By			3. Received By		

Comments

DISTRIBUTION: WHITE - Returned to Client with Report; CANARY - Stays with the Sample; PINK - Field Copy

North Canton

33

Chain of Custody Record

Temperature on Receipt _____

Drinking Water? Yes ☐ No ☐

TestAmerica
THE LEADER IN ENVIRONMENTAL TESTING

TAL-4124 (1007)

Client	Project Manager	Date	Chain of Custody Number
Tetra Tech NUS	Tony Apadaraca	8-7-09	141130
Address	**Telephone Number (Area Code)/Fax Number**	**Lab Number**	**Page 1 of 1**
20251 Century Blvd Ste 200	(301) 528-3021		
City / **State** / **Zip Code**	**Site Contact**	**Lab Contact**	
Germantown / MD / 20874	Walt Pyne		
Project Name and Location (State)	**Carrier/Waybill Number**		
Ground Water Sampling 2009			
Contract/Purchase Order/Quote No.			
Middle Creek Center			

Sample I.D. No. and Description (Containers for each sample may be combined on one line)	Date	Time	Matrix: Air	Aqueous	Sed.	Soil	Containers & Preservatives: Unpres.	H2SO4	HNO3	HCl	NaOH	ZnAc/NaOH	Analysis: VOCs	Total ppm	Diss ppm	1,4 Dioxane	Special Instructions/ Conditions of Receipt
TB-080709	8-7-09	0800		X									X				
MRC-MW 70A-080709		1007		X			X		X	X			X	X	X	X	
MRC-MW 70B-080709		1136		X			X		X	X			X	X	X	X	
MRC-MW 72B-080709		1448		X					X	X			X	X	X		

Possible Hazard Identification
☐ Non-Hazard ☐ Flammable ☐ Skin Irritant ☐ Poison B ☐ Unknown

Sample Disposal
☐ Return To Client ☐ Disposal By Lab ☐ Archive For _____ Months (A fee may be assessed if samples are retained longer than 1 month)

Turn Around Time Required
☐ 24 Hours ☐ 48 Hours ☐ 7 Days ☐ 14 Days ☐ 21 Days ☐ Other _____

QC Requirements (Specify)

	Date	Time		Date	Time
1. Relinquished By: Walt Pyne	8-7-09	1600	1. Received By: TEST AMERICA	8AUG09	1045
2. Relinquished By			2. Received By		
3. Relinquished By			3. Received By		

Comments

DISTRIBUTION: WHITE - Returned to Client with Report; CANARY - Stays with the Sample; PINK - Field Copy

North Canton

CASE NARRATIVE

9H05300

The following report contains the analytical results for fifteen water samples and three quality control samples submitted to TestAmerica North Canton by Tetra Tech NUS, Inc. from the Middle River Center 2009 GW Site. The samples were received August 05, 2009, August 07, 2009 and August 08, 2009, according to documented sample acceptance procedures.

This SDG consists of (3) laboratory ID's: A9H050300, A9H070192, and A9H080141.

TestAmerica utilizes USEPA approved methods in all analytical work. The samples presented in this report were analyzed for the parameter(s) listed on the analytical methods summary page in accordance with the method(s) indicated. Preliminary results were provided to Dev Murali, Tobrena Skeen, and Tony Apanavage on August 18, 2009, and August 20, 2009. A summary of QC data for these analyses is included at the back of the report.

TestAmerica North Canton attests to the validity of the laboratory data generated by TestAmerica facilities reported herein. All analyses performed by TestAmerica facilities were done using established laboratory SOPs that incorporate QA/QC procedures described in the applicable methods. TestAmerica's operations groups have reviewed the data for compliance with the laboratory QA/QC plan, and data have been found to be compliant with laboratory protocols unless otherwise noted below.

The test results in this report meet all NELAP requirements for parameters for which accreditation is required or available. Any exceptions to NELAP requirements are noted in this report. Pursuant to NELAP, this report may not be reproduced, except in full, without the written approval of the laboratory.

Please refer to the Quality Control Elements Narrative following this case narrative for additional quality control information.

If you have any questions, please call the Project Manager, Patrick J. O'Meara, at 330-497-9396.

This report is sequentially paginated. The final page of the report is labeled as "END OF REPORT."

CASE NARRATIVE (continued)

SUPPLEMENTAL QC INFORMATION

SAMPLE RECEIVING

The temperatures of the coolers upon sample receipt were 0.3, 2.9, and 3.2°C.

GC/MS VOLATILES

The sample(s) that contained concentrations of target analyte(s) at a reportable level in the associated Method Blank(s) were flagged with "B". All target analytes in the Method Blank must be below the reporting limit (RL) or the associated sample(s) must be ND with the exception of common laboratory contaminants.

The sample(s) that contain results between the MDL and the RL were flagged with "J". There is a possibility of false positive or mis-identification at these quantitation levels. In analytical methods requiring confirmation of the analyte reported, confirmation was performed only down to the standard reporting limit (SRL). The acceptance criteria for QC samples may not be met at these quantitation levels.

2-Chloroethyl vinyl ether cannot be reliably recovered in an acid preserved sample.

GC/MS SEMIVOLATILES

The analytical results met the requirements of the laboratory's QA/QC program.

DISSOLVED GASES/RSK

For batch(es) 9225354, due to an inconsistent regulator, the gas standards used for generating the primary source and secondary source are not compatible. The second source ICV passes nominally, but the primary source is being used for continuing calibration, batch QC spikes and matrix spikes until the problem is resolved.

METALS

The sample(s) that contain results between the MDL and the RL were flagged with "B". There is the possibility of false positive or mis-identification at these quantitation levels. The acceptance criteria for the ICB, CCB, and Method Blank are +/- the standard reporting limit (SRL).

The sample(s) had elevated reporting limits due to matrix interferences. Refer to the sample report pages for the affected analyte(s) flagged with "G".

CASE NARRATIVE (continued)

METALS (continued)

The sample(s) that contained concentrations of target analyte(s) at a reportable level in the associated Method Blank(s) were flagged with "J". Refer to the sample report pages for the affected analyte(s).

Matrix spike recovery and relative percent difference (RPD) data were not calculated for some analytes for MRC-MW60A-080309, MRC-MW50A-080509 and MRC-MW70A-080709 due to the sample concentration reading greater than four times the spike amount. See the Matrix Spike Report for the affected analytes which will be flagged with "NC, MSB".

The sample duplicate RPD was outside the acceptance limits for some analytes. The result is less than five times the reporting limit; therefore, no corrective action is required. Refer to the sample duplicate report for RPDS that exceed 20%.

GENERAL CHEMISTRY

The sample(s) that contain results between the MDL and the RL were flagged with "B". There is the possibility of false positive or mis-identification at these quantitation levels. The acceptance criteria for the ICB, CCB, and Method Blank are +/- the standard reporting limit (SRL).

The sample(s) that contained concentrations of target analyte(s) at a reportable level in the associated Method Blank(s) were flagged with "J". Refer to the sample report pages for the affected analytes(s).

ANALYTICAL METHODS SUMMARY

9H05300

PARAMETER	ANALYTICAL METHOD
Alkalinity	MCAWW 310.1
Ammonia Nitrogen	MCAWW 350.3
Chloride	MCAWW 300.0A
Dissolved Gases in Water	RSK SOP-175
Dissolved Organic Carbon	SW846 9060
Filterable Residue (TDS)	MCAWW 160.1
ICP-MS (6020)	SW846 6020
Mercury in Liquid Waste (Manual Cold-Vapor)	SW846 7470A
Nitrate as N	MCAWW 300.0A
Nitrite as N	MCAWW 300.0A
Phosphate as P, Ortho	MCAWW 300.0A
Semivolatile Organic Compounds by GC/MS	SW846 8270C
Sulfate	MCAWW 300.0A
Volatile Organics by GC/MS	SW846 8260B

References:

MCAWW "Methods for Chemical Analysis of Water and Wastes", EPA-600/4-79-020, March 1983 and subsequent revisions.

RSK Sample Prep and Calculations for Dissolved Gas Analysis in Water Samples Using a GC Headspace Equilibration Technique, RSKSOP-175, REV. 0, 8/11/94, USEPA Research Lab

SW846 "Test Methods for Evaluating Solid Waste, Physical/Chemical Methods", Third Edition, November 1986 and its updates.

SAMPLE SUMMARY

9H05300 : A9H070192

WO #	SAMPLE#	CLIENT SAMPLE ID	SAMPLED DATE	SAMP TIME
LHRQF	001	TB-080509	08/05/09	08:00
LHRQM	002	MRC-MW50A-080509	08/05/09	09:49
LHRQ0	003	MRC-MW44A-080509	08/05/09	11:21
LHRQ9	004	MRC-MW63A-080509	08/05/09	14:18
LHRRD	005	MRC-MW25A-080609	08/06/09	09:40
LHRTP	006	MRC-MW24A-080609	08/06/09	11:30
LHRTQ	007	MRC-MW67A-080609	08/06/09	14:50

NOTE(S):

- The analytical results of the samples listed above are presented on the following pages.
- All calculations are performed before rounding to avoid round-off errors in calculated results.
- Results noted as "ND" were not detected at or above the stated limit.
- This report must not be reproduced, except in full, without the written approval of the laboratory.
- Results for the following parameters are never reported on a dry weight basis: color, corrosivity, density, flashpoint, ignitability, layers, odor, paint filter test, pH, porosity pressure, reactivity, redox potential, specific gravity, spot tests, solids, solubility, temperature, viscosity, and weight.

(Continued on next page)

SAMPLE SUMMARY

9H05300 : A9H080141

WO #	SAMPLE#	CLIENT SAMPLE ID	SAMPLED DATE	SAMP TIME
LHT6H	001	TB-080709	08/07/09	08:00
LHT6L	002	MRC-MW70A-080709	08/07/09	10:07
LHT6P	003	MRC-MW70B-080709	08/07/09	11:36
LHT6R	004	MRC-MW72B-080709	08/07/09	14:48

NOTE(S):

- The analytical results of the samples listed above are presented on the following pages.
- All calculations are performed before rounding to avoid round-off errors in calculated results.
- Results noted as "ND" were not detected at or above the stated limit.
- This report must not be reproduced, except in full, without the written approval of the laboratory.
- Results for the following parameters are never reported on a dry weight basis: color, corrosivity, density, flashpoint, ignitability, layers, odor, paint filter test, pH, porosity pressure, reactivity, redox potential, specific gravity, spot tests, solids, solubility, temperature, viscosity, and weight.

SAMPLE SUMMARY

9H05300 : A9H050300

WO #	SAMPLE#	CLIENT SAMPLE ID	SAMPLED DATE	SAMP TIME
LHKK3	001	TB-080309	08/03/09	08:10
LHKK6	002	MRC-MW60A-080309	08/03/09	10:38
LHKLJ	003	MRC-MW61A-080309	08/03/09	12:02
LHKLL	004	MRC-MW59A-080309	08/03/09	14:32
LHKLP	005	MRC-MW26A-080409	08/04/09	09:30
LHKLR	006	MRC-MW29A-080409	08/04/09	11:02
LHKLV	007	MRC-MW30A-080409	08/04/09	15:00

NOTE(S):

- The analytical results of the samples listed above are presented on the following pages.
- All calculations are performed before rounding to avoid round-off errors in calculated results.
- Results noted as "ND" were not detected at or above the stated limit.
- This report must not be reproduced, except in full, without the written approval of the laboratory.
- Results for the following parameters are never reported on a dry weight basis: color, corrosivity, density, flashpoint, ignitability, layers, odor, paint filter test, pH, porosity pressure, reactivity, redox potential, specific gravity, spot tests, solids, solubility, temperature, viscosity, and weight.

(Continued on next page)

HOLDTIME

SDG A9H050300

SORT	UNITS	NSAMPLE	LAB_ID	QC_TYPE	SAMP_DATE	EXTR_DATE	ANAL_DATE	SMP_EXTR	EXTR_ANL	SMP_ANL
HG	UG/L	MRC-MW61A-080309	A9H050300003	NM	8/3/2009	8/6/2009	8/6/2009	2.915	0.294	3.209
HG	UG/L	MRC-MW70B-080709	A9H080141003	NM	8/7/2009	8/10/2009	8/11/2009	2.933	1.054	3.988
HG	UG/L	MRC-MW70A-080709	A9H080141002	NM	8/7/2009	8/10/2009	8/11/2009	2.995	1.048	4.043
HG	UG/L	MRC-MW63A-080509	A9H070192004	NM	8/5/2009	8/11/2009	8/11/2009	5.821	0.247	6.067
HG	UG/L	MRC-MW72B-080709	A9H080141004	NM	8/7/2009	8/10/2009	8/11/2009	2.8	1.056	3.856
HG	UG/L	MRC-MW60A-080309	A9H050300002	NM	8/3/2009	8/6/2009	8/6/2009	2.974	0.277	3.251
HG	UG/L	MRC-MW59A-080309	A9H050300004	NM	8/3/2009	8/6/2009	8/6/2009	2.811	0.284	3.095
HG	UG/L	MRC-MW24A-080609	A9H070192006	NM	8/6/2009	8/11/2009	8/11/2009	4.938	0.25	5.188
HG	UG/L	MRC-MW44A-080509	A9H070192003	NM	8/5/2009	8/11/2009	8/11/2009	5.944	0.244	6.188
HG	UG/L	MRC-MW30A-080409	A9H050300007	NM	8/4/2009	8/6/2009	8/6/2009	1.792	0.287	2.078
HG	UG/L	MRC-MW29A-080409	A9H050300006	NM	8/4/2009	8/6/2009	8/6/2009	1.957	0.291	2.248
HG	UG/L	MRC-MW26A-080409	A9H050300005	NM	8/4/2009	8/6/2009	8/6/2009	2.021	0.289	2.31
HG	UG/L	MRC-MW25A-080609	A9H070192005	NM	8/6/2009	8/11/2009	8/11/2009	5.014	0.249	5.262
HG	UG/L	MRC-MW50A-080509	A9H070192002	NM	8/5/2009	8/11/2009	8/11/2009	6.008	0.239	6.247
HG	UG/L	MRC-MW67A-080609	A9H070192007	NM	8/6/2009	8/11/2009	8/11/2009	4.799	0.252	5.051

SORT	UNITS	NSAMPLE	LAB_ID	QC_TYPE	SAMP_DATE	EXTR_DATE	ANAL_DATE	SMP_EXTR	EXTR_ANL	SMP_ANL
M	UG/L	MRC-MW59A-080309	A9H050300004	NM	8/3/2009	8/6/2009	8/18/2009	2.811	12.06	14.87
M	UG/L	MRC-MW60A-080309	A9H050300002	NM	8/3/2009	8/6/2009	8/12/2009	2.974	6.044	9.018
M	UG/L	MRC-MW61A-080309	A9H050300003	NM	8/3/2009	8/6/2009	8/12/2009	2.915	6.065	8.98
M	UG/L	MRC-MW63A-080509	A9H070192004	NM	8/5/2009	8/11/2009	8/12/2009	5.821	1.349	7.170
M	UG/L	MRC-MW67A-080609	A9H070192007	NM	8/6/2009	8/11/2009	8/13/2009	4.799	2.115	6.913
M	UG/L	MRC-MW70B-080709	A9H080141003	NM	8/7/2009	8/10/2009	8/12/2009	2.933	2.148	5.081
M	UG/L	MRC-MW59A-080309	A9H050300004	NM	8/3/2009	8/6/2009	8/12/2009	2.811	6.070	8.881
M	UG/L	MRC-MW70B-080709	A9H080141003	NM	8/7/2009	8/10/2009	8/11/2009	2.933	1.178	4.111
M	UG/L	MRC-MW50A-080509	A9H070192002	NM	8/5/2009	8/11/2009	8/12/2009	6.008	1.317	7.325
M	UG/L	MRC-MW44A-080509	A9H070192003	NM	8/5/2009	8/11/2009	8/12/2009	5.944	1.337	7.281
M	UG/L	MRC-MW30A-080409	A9H050300007	NM	8/4/2009	8/6/2009	8/12/2009	1.792	6.087	7.878
M	UG/L	MRC-MW29A-080409	A9H050300006	NM	8/4/2009	8/6/2009	8/12/2009	1.957	6.081	8.038
M	UG/L	MRC-MW26A-080409	A9H050300005	NM	8/4/2009	8/6/2009	8/12/2009	2.021	6.076	8.097
M	UG/L	MRC-MW25A-080609	A9H070192005	NM	8/6/2009	8/11/2009	8/12/2009	5.014	1.355	6.369
M	UG/L	MRC-MW72B-080709	A9H080141004	NM	8/7/2009	8/10/2009	8/11/2009	2.8	1.183	3.983
M	UG/L	MRC-MW24A-080609	A9H070192006	NM	8/6/2009	8/11/2009	8/12/2009	4.938	1.361	6.299
M	UG/L	MRC-MW70A-080709	A9H080141002	NM	8/7/2009	8/10/2009	8/11/2009	2.995	1.157	4.152
M	UG/L	MRC-MW24A-080609	A9H070192006	NM	8/6/2009	8/11/2009	8/13/2009	4.938	2.182	7.119

SORT	UNITS	NSAMPLE	LAB_ID	QC_TYPE	SAMP_DATE	EXTR_DATE	ANAL_DATE	SMP_EXTR	EXTR_ANL	SMP_ANL
M	UG/L	MRC-MW67A-080609	A9H070192007	NM	8/6/2009	8/11/2009	8/12/2009	4.799	1.367	6.165
HGF	UG/L	MRC-MW70B-080709	A9H080141003	NM	8/7/2009	8/10/2009	8/11/2009	2.933	1.056	3.989
HGF	UG/L	MRC-MW24A-080609	A9H070192006	NM	8/6/2009	8/11/2009	8/11/2009	4.938	0.251	5.188
HGF	UG/L	MRC-MW25A-080609	A9H070192005	NM	8/6/2009	8/11/2009	8/11/2009	5.014	0.249	5.263
HGF	UG/L	MRC-MW26A-080409	A9H050300005	NM	8/4/2009	8/6/2009	8/6/2009	2.021	0.290	2.311
HGF	UG/L	MRC-MW29A-080409	A9H050300006	NM	8/4/2009	8/6/2009	8/6/2009	1.957	0.292	2.249
HGF	UG/L	MRC-MW30A-080409	A9H050300007	NM	8/4/2009	8/6/2009	8/6/2009	1.792	0.288	2.079
HGF	UG/L	MRC-MW44A-080509	A9H070192003	NM	8/5/2009	8/11/2009	8/11/2009	5.944	0.246	6.19
HGF	UG/L	MRC-MW50A-080509	A9H070192002	NM	8/5/2009	8/11/2009	8/11/2009	6.008	0.242	6.249
HGF	UG/L	MRC-MW59A-080309	A9H050300004	NM	8/3/2009	8/6/2009	8/6/2009	2.811	0.285	3.096
HGF	UG/L	MRC-MW60A-080309	A9H050300002	NM	8/3/2009	8/6/2009	8/6/2009	2.974	0.281	3.254
HGF	UG/L	MRC-MW61A-080309	A9H050300003	NM	8/3/2009	8/6/2009	8/6/2009	2.915	0.295	3.210
HGF	UG/L	MRC-MW63A-080509	A9H070192004	NM	8/5/2009	8/11/2009	8/11/2009	5.821	0.248	6.069
HGF	UG/L	MRC-MW70A-080709	A9H080141002	NM	8/7/2009	8/10/2009	8/11/2009	2.995	1.052	4.047
HGF	UG/L	MRC-MW72B-080709	A9H080141004	NM	8/7/2009	8/10/2009	8/11/2009	2.8	1.057	3.857
HGF	UG/L	MRC-MW67A-080609	A9H070192007	NM	8/6/2009	8/11/2009	8/11/2009	4.799	0.253	5.051
MF	UG/L	MRC-MW50A-080509	A9H070192002	NM	8/5/2009	8/11/2009	8/12/2009	6.008	1.327	7.335
MF	UG/L	MRC-MW67A-080609	A9H070192007	NM	8/6/2009	8/11/2009	8/12/2009	4.799	1.369	6.168

SORT	UNITS	NSAMPLE	LAB_ID	QC_TYPE	SAMP_DATE	EXTR_DATE	ANAL_DATE	SMP_EXTR	EXTR_ANL	SMP_ANL
MF	UG/L	MRC-MW63A-080509	A9H070192004	NM	8/5/2009	8/11/2009	8/12/2009	5.821	1.352	7.173
MF	UG/L	MRC-MW61A-080309	A9H050300003	NM	8/3/2009	8/6/2009	8/12/2009	2.915	6.067	8.983
MF	UG/L	MRC-MW60A-080309	A9H050300002	NM	8/3/2009	8/6/2009	8/12/2009	2.974	6.047	9.021
MF	UG/L	MRC-MW59A-080309	A9H050300004	NM	8/3/2009	8/6/2009	8/12/2009	2.811	6.073	8.884
MF	UG/L	MRC-MW44A-080509	A9H070192003	NM	8/5/2009	8/11/2009	8/12/2009	5.944	1.34	7.283
MF	UG/L	MRC-MW30A-080409	A9H050300007	NM	8/4/2009	8/6/2009	8/12/2009	1.792	6.09	7.881
MF	UG/L	MRC-MW29A-080409	A9H050300006	NM	8/4/2009	8/6/2009	8/12/2009	1.957	6.084	8.041
MF	UG/L	MRC-MW26A-080409	A9H050300005	NM	8/4/2009	8/6/2009	8/12/2009	2.021	6.078	8.099
MF	UG/L	MRC-MW25A-080609	A9H070192005	NM	8/6/2009	8/11/2009	8/12/2009	5.014	1.358	6.372
MF	UG/L	MRC-MW24A-080609	A9H070192006	NM	8/6/2009	8/11/2009	8/13/2009	4.938	2.112	7.049
MF	UG/L	MRC-MW67A-080609	A9H070192007	NM	8/6/2009	8/11/2009	8/13/2009	4.799	2.117	6.916
MF	UG/L	MRC-MW24A-080609	A9H070192006	NM	8/6/2009	8/11/2009	8/12/2009	4.938	1.364	6.301
MF	UG/L	MRC-MW59A-080309	A9H050300004	NM	8/3/2009	8/6/2009	8/18/2009	2.811	12.06	14.87
MF	UG/L	MRC-MW70A-080709	A9H080141002	NM	8/7/2009	8/10/2009	8/11/2009	2.995	1.167	4.162
MF	UG/L	MRC-MW70B-080709	A9H080141003	NM	8/7/2009	8/10/2009	8/11/2009	2.933	1.181	4.114
MF	UG/L	MRC-MW72B-080709	A9H080141004	NM	8/7/2009	8/10/2009	8/11/2009	2.8	1.193	3.993
ALK	MG/L	MRC-MW24A-080609	A9H070192006	NM	8/6/2009	8/7/2009	8/7/2009	0.521	0	0.521
ALK	MG/L	MRC-MW25A-080609	A9H070192005	NM	8/6/2009	8/7/2009	8/7/2009	0.597	0	0.597

SORT	UNITS	NSAMPLE	LAB_ID	QC_TYPE	SAMP_DATE	EXTR_DATE	ANAL_DATE	SMP_EXTR	EXTR_ANL	SMP_ANL
CL	MG/L	MRC-MW24A-080609	A9H070192006	NM	8/6/2009	8/12/2009	8/12/2009	5.521	0.135	5.656
CL	MG/L	MRC-MW25A-080609	A9H070192005	NM	8/6/2009	8/12/2009	8/12/2009	5.597	0.112	5.709
DOC	MG/L	MRC-MW25A-080609	A9H070192005	NM	8/6/2009	8/11/2009	8/11/2009	4.597	0	4.597
DOC	MG/L	MRC-MW24A-080609	A9H070192006	NM	8/6/2009	8/11/2009	8/11/2009	4.521	0	4.521
NH3	MG/L	MRC-MW25A-080609	A9H070192005	NM	8/6/2009	8/12/2009	8/12/2009	5.597	0	5.597
NH3	MG/L	MRC-MW24A-080609	A9H070192006	NM	8/6/2009	8/12/2009	8/12/2009	5.521	0	5.521
NTA	MG/L	MRC-MW24A-080609	A9H070192006	NM	8/6/2009	8/8/2009	8/8/2009	1.521	0.286	1.807
NTA	MG/L	MRC-MW25A-080609	A9H070192005	NM	8/6/2009	8/12/2009	8/12/2009	5.597	0.112	5.709
NTI	MG/L	MRC-MW24A-080609	A9H070192006	NM	8/6/2009	8/8/2009	8/8/2009	1.521	0.286	1.807
NTI	MG/L	MRC-MW25A-080609	A9H070192005	NM	8/6/2009	8/12/2009	8/12/2009	5.597	0.112	5.709
OPO4	MG/L	MRC-MW24A-080609	A9H070192006	NM	8/6/2009	8/8/2009	8/8/2009	1.521	0.286	1.807
OPO4	MG/L	MRC-MW25A-080609	A9H070192005	NM	8/6/2009	8/12/2009	8/12/2009	5.597	0.112	5.709
SO4	MG/L	MRC-MW25A-080609	A9H070192005	NM	8/6/2009	8/12/2009	8/12/2009	5.597	0.112	5.709
SO4	MG/L	MRC-MW24A-080609	A9H070192006	NM	8/6/2009	8/8/2009	8/8/2009	1.521	0.286	1.807
TDS	MG/L	MRC-MW25A-080609	A9H070192005	NM	8/6/2009	8/11/2009	8/12/2009	4.597	1	5.597
TDS	MG/L	MRC-MW24A-080609	A9H070192006	NM	8/6/2009	8/11/2009	8/12/2009	4.521	1	5.521
OS	UG/L	MRC-MW44A-080509	A9H070192003	NM	8/5/2009	8/9/2009	8/17/2009	3.569	8.463	12.03
OS	UG/L	MRC-MW70A-080709	A9H080141002	NM	8/7/2009	8/9/2009	8/17/2009	1.620	8.488	10.11

TestAmerica Cooler Receipt Form/Narrative **Lot Number:** 49H0508
North Canton Facility

Client TetraTech Project _____ By: Denny Burns
Cooler Received on 8/5/09 Opened on 8/5/09 (Signature)
FedEx ☐ UPS ☐ DHL ☐ FAS ☐ Stetson ☐ Client Drop Off ☐ TestAmerica Courier ☒ Other _____
TestAmerica Cooler # _____ Multiple Coolers ☐ Foam Box ☐ Client Cooler ☒ Other _____

1. Were custody seals on the outside of the cooler(s)? Yes ☒ No ☐ Intact? Yes ☒ No ☐ NA ☐
   If YES, Quantity 2 Quantity Unsalvageable _____
   Were custody seals on the outside of cooler(s) signed and dated? Yes ☒ No ☐ NA ☐
   Were custody seals on the bottle(s)? Yes ☐ No ☒
   If YES, are there any exceptions? _____
2. Shippers' packing slip attached to the cooler(s)? Yes ☐ No ☒
3. Did custody papers accompany the sample(s)? Yes ☒ No ☐ Relinquished by client? Yes ☒ No ☐
4. Were the custody papers signed in the appropriate place? Yes ☒ No ☐
5. Packing material used: Bubble Wrap ☒ Foam ☐ None ☐ Other _____
6. Cooler temperature upon receipt 2.9 °C See back of form for multiple coolers/temps ☐
   METHOD: IR ☒ Other ☐ _____
   COOLANT: Wet Ice ☒ Blue Ice ☐ Dry Ice ☐ Water ☐ None ☐
7. Did all bottles arrive in good condition (Unbroken)? Yes ☒ No ☐
8. Could all bottle labels be reconciled with the COC? Yes ☒ No ☐
9. Were sample(s) at the correct pH upon receipt? Yes ☒ No ☐ NA ☐
10. Were correct bottle(s) used for the test(s) indicated? Yes ☒ No ☐
11. Were air bubbles >6 mm in any VOA vials? Yes ☐ No ☒ NA ☐
12. Sufficient quantity received to perform indicated analyses? Yes ☒ No ☐
13. Was a trip blank present in the cooler(s)? Yes ☒ No ☐ Were VOAs on the COC? Yes ☒ No ☐

Contacted PM _____ Date _____ by _____ via Verbal ☐ Voice Mail ☐ Other ☐
Concerning _____

14. CHAIN OF CUSTODY

The following discrepancies occurred:

_____

_____

_____

_____

_____

_____

15. SAMPLE CONDITION

Sample(s) _____ were received after the recommended holding time had expired.
Sample(s) _____ were received in a broken container.
Sample(s) _____ were received with bubble >6 mm in diameter. (Notify PM)

16. SAMPLE PRESERVATION

Sample(s) _____ were further preserved in Sample Receiving to meet recommended pH level(s). *Nitric Acid Lot#* 031909-HNO_3; *Sulfuric Acid Lot#* 100108-H_2SO_4; *Sodium Hydroxide Lot#* 073007 -*NaOH; Hydrochloric Acid Lot#* 092006-*HCl; Sodium Hydroxide and Zinc Acetate Lot#* 050205-$(CH_3COO)_2ZN$/*NaOH.* What time was preservative added to sample(s)? _____

Client ID	pH	Date	Initials
60A	<2, <2	8/5/09	TB
61A	<2, <2	"	"
59A	<2, <2	"	"
26A	<2, <2	"	"
29A	<2, <2	"	"
30A	<2, <2	"	"

TestAmerica Cooler Receipt Form/Narrative
North Canton Facility

Lot Number: A9H070192

Client Tetra Tech Project Groundwater Sam By: Alana Mangum (Signature)
Cooler Received on 8/7/09 Opened on 8/7/09
FedEx ☒ UPS ☐ DHL ☐ FAS ☐ Stetson ☐ Client Drop Off ☐ TestAmerica Courier ☐ Other _____
TestAmerica Cooler # _____ Multiple Coolers ☐ Foam Box ☐ Client Cooler ☒ Other _____

1. Were custody seals on the outside of the cooler(s)? Yes ☒ No ☐ Intact? Yes ☒ No ☐ NA ☐
   If YES, Quantity 2 Quantity Unsalvageable _____
   Were custody seals on the outside of cooler(s) signed and dated? Yes ☒ No ☐ NA ☐
   Were custody seals on the bottle(s)? Yes ☐ No ☒
   If YES, are there any exceptions? _____
2. Shippers' packing slip attached to the cooler(s)? Yes ☒ No ☐
3. Did custody papers accompany the sample(s)? Yes ☒ No ☐ Relinquished by client? Yes ☒ No ☐
4. Were the custody papers signed in the appropriate place? Yes ☒ No ☐
5. Packing material used: Bubble Wrap ☒ Foam ☐ None ☐ Other _____
6. Cooler temperature upon receipt 0.3 °C See back of form for multiple coolers/temps ☐
   METHOD: IR ☒ Other ☐ _____
   COOLANT: Wet Ice ☒ Blue Ice ☐ Dry Ice ☐ Water ☐ None ☐
7. Did all bottles arrive in good condition (Unbroken)? Yes ☒ No ☐
8. Could all bottle labels be reconciled with the COC? Yes ☒ No ☐
9. Were sample(s) at the correct pH upon receipt? Yes ☒ No ☐ NA ☐
10. Were correct bottle(s) used for the test(s) indicated? Yes ☒ No ☐
11. Were air bubbles >6 mm in any VOA vials? Yes ☐ No ☒ NA ☐
12. Sufficient quantity received to perform indicated analyses? Yes ☒ No ☐
13. Was a trip blank present in the cooler(s)? Yes ☒ No ☐ Were VOAs on the COC? Yes ☒ No ☐

Contacted PM _____ Date _____ by _____ via Verbal ☐ Voice Mail ☐ Other ☐
Concerning _____

14. CHAIN OF CUSTODY

The following discrepancies occurred:

15. SAMPLE CONDITION

Sample(s) _____ were received after the recommended holding time had expired.
Sample(s) _____ were received in a broken container.
Sample(s) _____ were received with bubble >6 mm in diameter. (Notify PM)

16. SAMPLE PRESERVATION

Sample(s) _____ were further preserved in Sample Receiving to meet recommended pH level(s). *Nitric Acid Lot# 031909-HNO_3; Sulfuric Acid Lot# 100108-H_2SO_4; Sodium Hydroxide Lot# 073007 -NaOH; Hydrochloric Acid Lot# 092006-HCl; Sodium Hydroxide and Zinc Acetate Lot# 050205-$(CH_3COO)_2ZN$/NaOH.* What time was preservative added to sample(s)? _____

Client ID	pH	Date	Initials
50	<2<2	8/7/09	a
44	<2<2		
63	<2<2		
25	<2<2<2<2		
24	<2<2<2<2		
61	<2<2		

gat 8-13-09

TestAmerica Cooler Receipt Form/Narrative **Lot Number:** A9H080141
North Canton Facility

Client TETRA TECH Project MIDDLE RIVER By: Matthew A. Jones (Signature)
Cooler Received on 8 AUG 2009 Opened on 8 AUG 2009
FedEx ☒ UPS ☐ DHL ☐ FAS ☐ Stetson ☐ Client Drop Off ☐ TestAmerica Courier ☐ Other ____
TestAmerica Cooler # ____ Multiple Coolers ☐ Foam Box ☐ Client Cooler ☒ Other ____

1. Were custody seals on the outside of the cooler(s)? Yes ☒ No ☐ Intact? Yes ☒ No ☐ NA ☐
   If YES, Quantity 2 Quantity Unsalvageable ____
   Were custody seals on the outside of cooler(s) signed and dated? Yes ☒ No ☐ NA ☐
   Were custody seals on the bottle(s)? Yes ☐ No ☒
   If YES, are there any exceptions? ____
2. Shippers' packing slip attached to the cooler(s)? Yes ☒ No ☐
3. Did custody papers accompany the sample(s)? Yes ☒ No ☐ Relinquished by client? Yes ☒ No ☐
4. Were the custody papers signed in the appropriate place? Yes ☒ No ☐
5. Packing material used: Bubble Wrap ☒ Foam ☐ None ☐ Other PLASTIC BAG
6. Cooler temperature upon receipt 3.2 °C See back of form for multiple coolers/temps ☐
   METHOD: IR ☒ Other ☐ ____
   COOLANT: Wet Ice ☒ Blue Ice ☐ Dry Ice ☐ Water ☐ None ☐
7. Did all bottles arrive in good condition (Unbroken)? Yes ☒ No ☐
8. Could all bottle labels be reconciled with the COC? Yes ☒ No ☐
9. Were sample(s) at the correct pH upon receipt? Yes ☐ No ☒ NA ☐
10. Were correct bottle(s) used for the test(s) indicated? Yes ☒ No ☐
11. Were air bubbles >6 mm in any VOA vials? Yes ☐ No ☒ NA ☐
12. Sufficient quantity received to perform indicated analyses? Yes ☒ No ☐
13. Was a trip blank present in the cooler(s)? Yes ☒ No ☐ Were VOAs on the COC? Yes ☒ No ☐

Contacted PM ____ Date ____ by ____ via Verbal ☐ Voice Mail ☐ Other ☐
Concerning ____

14. CHAIN OF CUSTODY

The following discrepancies occurred:

15. SAMPLE CONDITION

Sample(s) ____ were received after the recommended holding time had expired.
Sample(s) ____ were received in a broken container.
Sample(s) ____ were received with bubble >6 mm in diameter. (Notify PM)

16. SAMPLE PRESERVATION

Sample(s) 1x500 (DISS MET 70A), 1x500 (TOT METS) & 1x500 (DISS METS 70B) were further preserved in Sample Receiving to meet recommended pH level(s). *Nitric Acid Lot# 031909-HNO_3; Sulfuric Acid Lot# 100108-H_2SO_4; Sodium Hydroxide Lot# 073007 -NaOH; Hydrochloric Acid Lot# 092006-HCl; Sodium Hydroxide and Zinc Acetate Lot# 050205-$(CH_3COO)_2ZN$/NaOH.* What time was preservative added to sample(s)? 1247

Client ID	pH	Date	Initials
70A	<2 <2	8 AUG 09	MAF
70B	<2 <2		
72B	<2 <2		

SOP: NC-SC-0005, Sample Receiving
N:\QAQC\NARRATIVE\TestAmerica\Cooler Receipt TestAmerica\COOLER_TestAmerica_Rev 70 040109.doc

TestAmerica North Canton

Metals Data Reporting Form

Instrument Detection Limits

Instrument: CVAA-H1 **Units:** ppb

Element	Wavelength	Reporting Limit	IDL	Date of IDL
Mercury	253.700	0.2	0.10	01/13/09

TestAmerica North Canton

Metals Data Reporting Form

Instrument Detection Limits

Instrument: CVAA-H4 **Units:** ppb

Element	Wavelength	Reporting Limit	IDL	Date of IDL
Mercury	253.700	0.2	0.10	11/17/08

TestAmerica North Canton

Metals Data Reporting Form

Instrument Detection Limits

Instrument: ICPMS **Units:** ppb

Element	Mass	Reporting Limit	IDL	Date of IDL
Antimony	121	2.0	0.055	6/11/2009
Arsenic	75	5.0	0.21	6/11/2009
Barium	137	1.0	0.052	6/11/2009
Beryllium	9	1.0	0.037	6/11/2009
Cadmium	111	1.0	0.027	6/11/2009
Chromium	52	2.0	0.066	6/11/2009
Cobalt	59	1.0	0.033	6/11/2009
Copper	65	2.0	0.064	6/11/2009
Iron	56	50.0	11.0	6/11/2009
Lead	208	1.0	0.034	6/11/2009
Manganese	55	1.0	0.14	6/11/2009
Molybdenum	95	2.0	0.20	6/11/2009
Nickel	60	2.0	0.10	6/11/2009
Potassium	39	1000.0	17.0	6/11/2009
Selenium	78	5.0	0.14	6/11/2009
Silver	107	1.0	0.033	6/11/2009
Thallium	205	1.0	0.12	6/11/2009
Vanadium	51	20.0	0.60	6/11/2009
Zinc	66	20.0	0.85	6/11/2009

Batch Number: 9218017

TestAmerica Laboratories, Inc.
Metals Prep Log/ Batch Summary

Prepared By: Lisa McGall (e-Signature)

Prep Date: 08/06/09
Due Date: 08/17/09

Lot	Work Order			ICP Weight	ICPMS Weight	Hg Weight
A9H060000 Water	LHK3R	B	Due Date: SDG:		50 mL	100 mL
A9H060000 Water	LHK3R	C	Due Date: SDG:		50 mL	100 mL
A9H050198 Water	LHJXA Dissolved		Due Date: 08/17/09 SDG:		50 mL	
A9H050198 Water	LHJXA Total		Due Date: 08/17/09 SDG:		50 mL	100 mL
A9H050221 Water	LHJ4C Dissolved		Due Date: 08/17/09 SDG:		50 mL	100 mL
A9H050207 Water	LHJX6 Total		Due Date: 08/19/09 SDG:		50 mL	
A9H050300 Water	LHKK6 Dissolved		Due Date: 08/19/09 SDG: 9H05300		50 mL	100 mL
A9H050300 Water	LHKK6 Total		Due Date: 08/19/09 SDG: 9H05300		50 mL	100 mL
A9H050300 Water	LHKK6 Total	S	Due Date: 08/19/09 SDG: 9H05300		50 mL	100 mL
A9H050300 Water	LHKK6 Total	X	Due Date: 08/19/09 SDG: 9H05300		50 mL	100 mL
A9H050300 Water	LHKLJ Dissolved		Due Date: 08/19/09 SDG: 9H05300		50 mL	100 mL
A9H050300 Water	LHKLJ Total		Due Date: 08/19/09 SDG: 9H05300		50 mL	100 mL
A9H050300 Water	LHKLL Dissolved		Due Date: 08/19/09 SDG: 9H05300		50 mL	100 mL
A9H050300 Water	LHKLL Total		Due Date: 08/19/09 SDG: 9H05300		50 mL	100 mL
A9H050300 Water	LHKLP Dissolved		Due Date: 08/19/09 SDG: 9H05300		50 mL	100 mL
A9H050300 Water	LHKLP Total		Due Date: 08/19/09 SDG: 9H05300		50 mL	100 mL
A9H050300 Water	LHKLR Dissolved		Due Date: 08/19/09 SDG: 9H05300		50 mL	100 mL
A9H050300 Water	LHKLR Total		Due Date: 08/19/09 SDG: 9H05300		50 mL	100 mL
A9H050300 Water	LHKLV Dissolved		Due Date: 08/19/09 SDG: 9H05300		50 mL	100 mL
A9H050300 Water	LHKLV Total		Due Date: 08/19/09 SDG: 9H05300		50 mL	100 mL

J Filter & Preserve

Batch Number: 9218017

TestAmerica Laboratories, Inc.
Metals Prep Log/ Batch Summary

Prepared By:
Lisa McGall
(e-Signature)

Prep Date: 08/06/09
Due Date: 08/17/09

Lot	Work Order	ICP Weight	ICPMS Weight	Hg Weight
	LEVEL 2			
	BLANK AND CHECK STANDARD ON BATCH	X		
	MS/MSD AND PDS ON BATCH	X		
	CORRECT SPIKES ADDED	X		
	SPIKING SOLUTIONS DOCUMENTED ON BATCH LOG	X		

Comments:

B-BLANK; C-CHECK SAMPLE; L-CHECK SAMPLE DUPLICATE; P-SERIAL DILUTION; S-MATRIX SPIKE SAMPLE; D-MATRIX SPIKE DUPLICATE SAMPLE

Unless otherwise noted, final volumes are as follows: Soils - 100 mL. Waters - ICP and ICPMS - 50 mL, Hg - 100 mL.

ICPMS ELEMENTS WITHIN THE BATCH:

AG AS BA BE BX CD CO CR CU FE MN MO NI PB SB SE TL VX ZN

Matrix Spike Information:

LHKK6	Hg	ICPMS-1	ICPMS-2

Check Sample Information:

LHK3R	Hg	ICPMS-1	ICPMS-2

Prep Method(s): MCAWW 200.8, MCAWW 245.1, SW846 3005A, SW846 7470A

Batch Number: 9222027

TestAmerica Laboratories, Inc.
Metals Prep Log/ Batch Summary

Prepared By: Lisa McGall (e-Signature)

Prep Date: 08/10/09
Due Date: 08/14/09

Lot	Work Order			ICP Weight	ICPMS Weight	Hg Weight
A9H100000 Water	LHVX4	B	Due Date: SDG:	50 mL	50 mL	100 mL
A9H100000 Water	LHVX4	C	Due Date: SDG:	50 mL	50 mL	100 mL
A9H010102 Water	LHECW Dissolved		Due Date: 08/14/09 SDG:	50 mL	50 mL	
A9H010102 Water	LHEC0 Dissolved		Due Date: 08/14/09 SDG:	50 mL	50 mL	
A9H010102 Water	LHEC1 Dissolved		Due Date: 08/14/09 SDG:	50 mL	50 mL	
A9H010102 Water	LHEC8 Dissolved		Due Date: 08/14/09 SDG:	50 mL	50 mL	
A9H010102 Water	LHEC9 Dissolved		Due Date: 08/14/09 SDG:	50 mL	50 mL	
A9H010102 Water	LHEDC Dissolved		Due Date: 08/14/09 SDG:	50 mL	50 mL	
A9H010102 Water	LHEDD Dissolved		Due Date: 08/14/09 SDG:	50 mL	50 mL	
A9H010102 Water	LHEDE Dissolved		Due Date: 08/14/09 SDG:	50 mL	50 mL	
A9H010102 Water	LHEDF Dissolved		Due Date: 08/14/09 SDG:	50 mL	50 mL	
A9H010102 Water	LHEDG Dissolved		Due Date: 08/14/09 SDG:	50 mL	50 mL	
A9H010102 Water	LHEDJ Dissolved		Due Date: 08/14/09 SDG:	50 mL	50 mL	
A9H070203 Water	LHRVA Total		Due Date: 08/14/09 SDG:		50 mL	
A9H070203 Water	LHRVA Total	S	Due Date: 08/14/09 SDG:		50 mL	
A9H070203 Water	LHRVA Total	D	Due Date: 08/14/09 SDG:		50 mL	
A9H080141 Water	LHT6L Dissolved		Due Date: 08/21/09 SDG: 9H05300	50 mL	50 mL	100 mL
A9H080141 Water	LHT6L Dissolved	S	Due Date: 08/21/09 SDG: 9H05300	50 mL	50 mL	100 mL
A9H080141 Water	LHT6L Dissolved	D	Due Date: 08/21/09 SDG: 9H05300	50 mL	50 mL	100 mL
A9H080141 Water	LHT6L Total		Due Date: 08/21/09 SDG: 9H05300		50 mL	100 mL
A9H080141 Water	LHT6L Total	S	Due Date: 08/21/09 SDG: 9H05300		50 mL	100 mL
A9H080141 Water	LHT6L Total	D	Due Date: 08/21/09 SDG: 9H05300		50 mL	100 mL

1/2 prep Hg only Lim. qty.

Batch Number: **9222027**

TestAmerica Laboratories, Inc.
Metals Prep Log/ Batch Summary

Prepared By: Lisa McGall (e-Signature)

Prep Date: 08/10/09
Due Date: 08/14/09

Lot	Work Order		ICP Weight	ICPMS Weight	Hg Weight
A9H080141 Water	LHT6P Dissolved	Due Date: 08/21/09 SDG: 9H05300		50 mL	100 mL
A9H080141 Water	LHT6P Total	Due Date: 08/21/09 SDG: 9H05300		50 mL	100 mL
A9H080141 Water	LHT6R Dissolved	Due Date: 08/21/09 SDG: 9H05300		50 mL	100 mL
A9H080141 Water	LHT6R Total	Due Date: 08/21/09 SDG: 9H05300		50 mL	100 mL

LEVEL 2

BLANK AND CHECK STANDARD ON BATCH	X
MS/MSD AND PDS ON BATCH	X
CORRECT SPIKES ADDED	X
SPIKING SOLUTIONS DOCUMENTED ON BATCH LOG	X

Comments:

B-BLANK; C-CHECK SAMPLE; L-CHECK SAMPLE DUPLICATE; P-SERIAL DILUTION; S-MATRIX SPIKE SAMPLE; D-MATRIX SPIKE DUPLICATE SAMPLE

Unless otherwise noted, final volumes are as follows: Soils - 100 mL. Waters - ICP and ICPMS - 50 mL, Hg - 100 mL.

ICP ELEMENTS WITHIN THE BATCH:

AG AS BA BE CD CR CU NI PB SB SE VX ZN

ICPMS ELEMENTS WITHIN THE BATCH:

AG AS BA BE CD CO CR CU FE MN MO NI PB SB SE TL VX ZN

Matrix Spike Information:

LHRVA				ICPMS-1	

Matrix Spike Information:

LHT6L	ICP-1	Hg	Ag	ICPMS-1	ICPMS-2

Check Sample Information:

LHVX4	ICP-1	Hg	Ag	ICPMS-1	ICPMS-2

Prep Method(s): SW846 3005A, SW846 7470A

Batch Number: **9223022**

TestAmerica Laboratories, Inc.
Metals Prep Log/ Batch Summary

Prepared By:
Lisa McGall
(e-Signature)

Prep Date: 08/11/09
Due Date: 08/21/09

Lot	Work Order			ICP Weight	ICPMS Weight	Hg Weight
A9H110000 Water	LHXD0	B	Due Date: SDG:		50 mL	100 mL
A9H110000 Water	LHXD0	C	Due Date: SDG:		50 mL	100 mL
A9H070192 Water	LHRQM Dissolved		Due Date: 08/21/09 SDG: 9H05300		50 mL	100 mL
A9H070192 Water	LHRQM Dissolved	S	Due Date: 08/21/09 SDG: 9H05300		50 mL	100 mL
A9H070192 Water	LHRQM Dissolved	X	Due Date: 08/21/09 SDG: 9H05300		50 mL	100 mL
A9H070192 Water	LHRQM Total		Due Date: 08/21/09 SDG: 9H05300		50 mL	100 mL
A9H070192 Water	LHRQM Total	S	Due Date: 08/21/09 SDG: 9H05300		50 mL	100 mL
A9H070192 Water	LHRQM Total	X	Due Date: 08/21/09 SDG: 9H05300		50 mL	100 mL
A9H070192 Water	LHRQ0 Dissolved		Due Date: 08/21/09 SDG: 9H05300		50 mL	100 mL
A9H070192 Water	LHRQ0 Total		Due Date: 08/21/09 SDG: 9H05300		50 mL	100 mL
A9H070192 Water	LHRQ9 Dissolved		Due Date: 08/21/09 SDG: 9H05300		50 mL	100 mL
A9H070192 Water	LHRQ9 Total		Due Date: 08/21/09 SDG: 9H05300		50 mL	100 mL
A9H070192 Water	LHRRD Dissolved		Due Date: 08/21/09 SDG: 9H05300		50 mL	100 mL
A9H070192 Water	LHRRD Total		Due Date: 08/21/09 SDG: 9H05300		50 mL	100 mL
A9H070192 Water	LHRTP Dissolved		Due Date: 08/21/09 SDG: 9H05300		50 mL	100 mL
A9H070192 Water	LHRTP Total		Due Date: 08/21/09 SDG: 9H05300		50 mL	100 mL
A9H070192 Water	LHRTQ Dissolved		Due Date: 08/21/09 SDG: 9H05300		50 mL	100 mL
A9H070192 Water	LHRTQ Total		Due Date: 08/21/09 SDG: 9H05300		50 mL	100 mL

Batch Number: **9223022**

TestAmerica Laboratories, Inc.
Metals Prep Log/ Batch Summary

Prepared By:
Lisa McGall
(e-Signature)

Prep Date: 08/11/09
Due Date: 08/21/09

Lot	Work Order	ICP Weight	ICPMS Weight	Hg Weight
	LEVEL 2			
	BLANK AND CHECK STANDARD ON BATCH	X		
	MS/MSD AND PDS ON BATCH	X		
	CORRECT SPIKES ADDED	X		
	SPIKING SOLUTIONS DOCUMENTED ON BATCH LOG	X		

Comments:

B-BLANK; C-CHECK SAMPLE; L-CHECK SAMPLE DUPLICATE; P-SERIAL DILUTION; S-MATRIX SPIKE SAMPLE; D-MATRIX SPIKE DUPLICATE SAMPLE

Unless otherwise noted, final volumes are as follows: Soils - 100 mL. Waters - ICP and ICPMS - 50 mL, Hg - 100 mL.

ICPMS ELEMENTS WITHIN THE BATCH:

AG AS BA BE CD CO CR CU FE KX MN MO NI PB SB SE TL VX ZN

Matrix Spike Information:

LHRQM	Hg	ICPMS-1	ICPMS-2

Check Sample Information:

LHXD0	Hg	ICPMS-1	ICPMS-2

Prep Method(s): SW846 3005A, SW846 7470A

METHOD BLANK REPORT

TOTAL Metals

Client Lot #...: 9H05300

Matrix.....: WATER

PARAMETER	RESULT	REPORTING LIMIT	UNITS	METHOD	PREPARATION-ANALYSIS DATE	WORK ORDER #
MB Lot-Sample #: A9H060000-017 Prep Batch #...: 9218017						
Antimony	0.066 B	2.0	ug/L	SW846 6020	08/06-08/12/09	LHK3R1AA
		Dilution Factor: 1				
		Analysis Time..: 10:38		Analyst ID.....: 002260	Instrument ID..: I8	
Arsenic	ND	5.0	ug/L	SW846 6020	08/06-08/12/09	LHK3R1AC
		Dilution Factor: 1				
		Analysis Time..: 10:38		Analyst ID.....: 002260	Instrument ID..: I8	
Barium	0.61 B	1.0	ug/L	SW846 6020	08/06-08/12/09	LHK3R1AD
		Dilution Factor: 1				
		Analysis Time..: 10:38		Analyst ID.....: 002260	Instrument ID..: I8	
Beryllium	ND	1.0	ug/L	SW846 6020	08/06-08/12/09	LHK3R1AE
		Dilution Factor: 1				
		Analysis Time..: 10:38		Analyst ID.....: 002260	Instrument ID..: I8	
Cadmium	ND	1.0	ug/L	SW846 6020	08/06-08/12/09	LHK3R1AF
		Dilution Factor: 1				
		Analysis Time..: 10:38		Analyst ID.....: 002260	Instrument ID..: I8	
Chromium	0.41 B	2.0	ug/L	SW846 6020	08/06-08/12/09	LHK3R1AV
		Dilution Factor: 1				
		Analysis Time..: 10:38		Analyst ID.....: 002260	Instrument ID..: I8	
Cobalt	ND	1.0	ug/L	SW846 6020	08/06-08/12/09	LHK3R1AG
		Dilution Factor: 1				
		Analysis Time..: 10:38		Analyst ID.....: 002260	Instrument ID..: I8	
Copper	0.37 B	2.0	ug/L	SW846 6020	08/06-08/12/09	LHK3R1AH
		Dilution Factor: 1				
		Analysis Time..: 10:38		Analyst ID.....: 002260	Instrument ID..: I8	
Iron	34.7 B	50.0	ug/L	SW846 6020	08/06-08/12/09	LHK3R1AJ
		Dilution Factor: 1				
		Analysis Time..: 10:38		Analyst ID.....: 002260	Instrument ID..: I8	
Lead	0.069 B	1.0	ug/L	SW846 6020	08/06-08/12/09	LHK3R1AK
		Dilution Factor: 1				
		Analysis Time..: 10:38		Analyst ID.....: 002260	Instrument ID..: I8	
Manganese	0.66 B	1.0	ug/L	SW846 6020	08/06-08/12/09	LHK3R1AL
		Dilution Factor: 1				
		Analysis Time..: 10:38		Analyst ID.....: 002260	Instrument ID..: I8	

(Continued on next page)

METHOD BLANK REPORT

TOTAL Metals

Client Lot #...: 9H05300 **Matrix.....:** WATER

PARAMETER	RESULT	REPORTING LIMIT	UNITS	METHOD	PREPARATION-ANALYSIS DATE	WORK ORDER #
Molybdenum	ND	2.0	ug/L	SW846 6020	08/06-08/12/09	LHK3R1AM
		Dilution Factor: 1				
		Analysis Time..: 10:38		Analyst ID.....: 002260	Instrument ID..: I8	
Nickel	0.27 B	2.0	ug/L	SW846 6020	08/06-08/12/09	LHK3R1AN
		Dilution Factor: 1				
		Analysis Time..: 10:38		Analyst ID.....: 002260	Instrument ID..: I8	
Selenium	ND	5.0	ug/L	SW846 6020	08/06-08/12/09	LHK3R1AP
		Dilution Factor: 1				
		Analysis Time..: 10:38		Analyst ID.....: 002260	Instrument ID..: I8	
Silver	ND	1.0	ug/L	SW846 6020	08/06-08/12/09	LHK3R1AQ
		Dilution Factor: 1				
		Analysis Time..: 10:38		Analyst ID.....: 002260	Instrument ID..: I8	
Thallium	ND	1.0	ug/L	SW846 6020	08/06-08/12/09	LHK3R1AR
		Dilution Factor: 1				
		Analysis Time..: 10:38		Analyst ID.....: 002260	Instrument ID..: I8	
Vanadium	ND	20.0	ug/L	SW846 6020	08/06-08/12/09	LHK3R1AT
		Dilution Factor: 1				
		Analysis Time..: 10:38		Analyst ID.....: 002260	Instrument ID..: I8	
Zinc	6.4 B	20.0	ug/L	SW846 6020	08/06-08/12/09	LHK3R1AU
		Dilution Factor: 1				
		Analysis Time..: 10:38		Analyst ID.....: 002260	Instrument ID..: I8	
Mercury	ND	0.20	ug/L	SW846 7470A	08/06/09	LHK3R1AW
		Dilution Factor: 1				
		Analysis Time..: 16:36		Analyst ID.....: 001576	Instrument ID..: H4	

MB Lot-Sample #: A9H100000-027 **Prep Batch #...:** 9222027

Antimony	ND	2.0	ug/L	SW846 6020	08/10-08/11/09	LHVX41AA
		Dilution Factor: 1				
		Analysis Time..: 12:22		Analyst ID.....: 002260	Instrument ID..: I8	
Arsenic	ND	5.0	ug/L	SW846 6020	08/10-08/11/09	LHVX41AC
		Dilution Factor: 1				
		Analysis Time..: 12:22		Analyst ID.....: 002260	Instrument ID..: I8	
Barium	0.088 B	1.0	ug/L	SW846 6020	08/10-08/11/09	LHVX41AD
		Dilution Factor: 1				
		Analysis Time..: 12:22		Analyst ID.....: 002260	Instrument ID..: I8	

(Continued on next page)

METHOD BLANK REPORT

TOTAL Metals

Client Lot #...: 9H05300 Matrix.....: WATER

PARAMETER	RESULT	REPORTING LIMIT	UNITS	METHOD	PREPARATION-ANALYSIS DATE	WORK ORDER #
Beryllium	ND	1.0	ug/L	SW846 6020	08/10-08/11/09	LHVX41AE
		Dilution Factor: 1				
		Analysis Time..: 12:22		Analyst ID.....: 002260	Instrument ID..: I8	
Cadmium	ND	1.0	ug/L	SW846 6020	08/10-08/11/09	LHVX41AF
		Dilution Factor: 1				
		Analysis Time..: 12:22		Analyst ID.....: 002260	Instrument ID..: I8	
Chromium	0.37 B	2.0	ug/L	SW846 6020	08/10-08/11/09	LHVX41AV
		Dilution Factor: 1				
		Analysis Time..: 12:22		Analyst ID.....: 002260	Instrument ID..: I8	
Cobalt	ND	1.0	ug/L	SW846 6020	08/10-08/11/09	LHVX41AG
		Dilution Factor: 1				
		Analysis Time..: 12:22		Analyst ID.....: 002260	Instrument ID..: I8	
Copper	0.070 B	2.0	ug/L	SW846 6020	08/10-08/11/09	LHVX41AH
		Dilution Factor: 1				
		Analysis Time..: 12:22		Analyst ID.....: 002260	Instrument ID..: I8	
Iron	ND	50.0	ug/L	SW846 6020	08/10-08/11/09	LHVX41AJ
		Dilution Factor: 1				
		Analysis Time..: 12:22		Analyst ID.....: 002260	Instrument ID..: I8	
Lead	0.067 B	1.0	ug/L	SW846 6020	08/10-08/11/09	LHVX41AK
		Dilution Factor: 1				
		Analysis Time..: 12:22		Analyst ID.....: 002260	Instrument ID..: I8	
Manganese	0.15 B	1.0	ug/L	SW846 6020	08/10-08/11/09	LHVX41AL
		Dilution Factor: 1				
		Analysis Time..: 12:22		Analyst ID.....: 002260	Instrument ID..: I8	
Molybdenum	ND	2.0	ug/L	SW846 6020	08/10-08/11/09	LHVX41AM
		Dilution Factor: 1				
		Analysis Time..: 12:22		Analyst ID.....: 002260	Instrument ID..: I8	
Nickel	0.41 B	2.0	ug/L	SW846 6020	08/10-08/11/09	LHVX41AN
		Dilution Factor: 1				
		Analysis Time..: 12:22		Analyst ID.....: 002260	Instrument ID..: I8	
Selenium	ND	5.0	ug/L	SW846 6020	08/10-08/11/09	LHVX41AP
		Dilution Factor: 1				
		Analysis Time..: 12:22		Analyst ID.....: 002260	Instrument ID..: I8	
Silver	ND	1.0	ug/L	SW846 6020	08/10-08/11/09	LHVX41AQ
		Dilution Factor: 1				
		Analysis Time..: 12:22		Analyst ID.....: 002260	Instrument ID..: I8	

(Continued on next page)

METHOD BLANK REPORT

TOTAL Metals

Client Lot #...: 9H05300 **Matrix.....:** WATER

PARAMETER	RESULT	REPORTING LIMIT	UNITS	METHOD	PREPARATION-ANALYSIS DATE	WORK ORDER #
Thallium	ND	1.0	ug/L	SW846 6020	08/10-08/11/09	LHVX41AR
		Dilution Factor: 1				
		Analysis Time..: 12:22		Analyst ID.....: 002260	Instrument ID..: I8	
Vanadium	ND	20.0	ug/L	SW846 6020	08/10-08/11/09	LHVX41AT
		Dilution Factor: 1				
		Analysis Time..: 12:22		Analyst ID.....: 002260	Instrument ID..: I8	
Zinc	**8.1 B**	**20.0**	**ug/L**	**SW846 6020**	**08/10-08/11/09**	**LHVX41AU**
		Dilution Factor: 1				
		Analysis Time..: 12:22		Analyst ID.....: 002260	Instrument ID..: I8	
Mercury	ND	0.20	ug/L	SW846 7470A	08/10-08/11/09	LHVX41AW
		Dilution Factor: 1				
		Analysis Time..: 11:06		Analyst ID.....: 001576	Instrument ID..: H1	

MB Lot-Sample #: A9H110000-022 **Prep Batch #...:** 9223022

Antimony	ND	2.0	ug/L	SW846 6020	08/11-08/12/09	LHXD01AA
		Dilution Factor: 1				
		Analysis Time..: 17:27		Analyst ID.....: 002260	Instrument ID..: I8	
Arsenic	ND	5.0	ug/L	SW846 6020	08/11-08/12/09	LHXD01AC
		Dilution Factor: 1				
		Analysis Time..: 17:27		Analyst ID.....: 002260	Instrument ID..: I8	
Barium	**0.10 B**	**1.0**	**ug/L**	**SW846 6020**	**08/11-08/12/09**	**LHXD01AD**
		Dilution Factor: 1				
		Analysis Time..: 17:27		Analyst ID.....: 002260	Instrument ID..: I8	
Beryllium	ND	1.0	ug/L	SW846 6020	08/11-08/12/09	LHXD01AE
		Dilution Factor: 1				
		Analysis Time..: 17:27		Analyst ID.....: 002260	Instrument ID..: I8	
Cadmium	ND	1.0	ug/L	SW846 6020	08/11-08/12/09	LHXD01AF
		Dilution Factor: 1				
		Analysis Time..: 17:27		Analyst ID.....: 002260	Instrument ID..: I8	
Chromium	ND	2.0	ug/L	SW846 6020	08/11-08/12/09	LHXD01AV
		Dilution Factor: 1				
		Analysis Time..: 17:27		Analyst ID.....: 002260	Instrument ID..: I8	
Cobalt	ND	1.0	ug/L	SW846 6020	08/11-08/12/09	LHXD01AG
		Dilution Factor: 1				
		Analysis Time..: 17:27		Analyst ID.....: 002260	Instrument ID..: I8	

(Continued on next page)

METHOD BLANK REPORT

TOTAL Metals

Client Lot #...: 9H05300 **Matrix.....:** WATER

PARAMETER	RESULT	REPORTING LIMIT	UNITS	METHOD	PREPARATION-ANALYSIS DATE	WORK ORDER #
Copper	ND	2.0	ug/L	SW846 6020	08/11-08/12/09	LHXD01AH
		Dilution Factor: 1				
		Analysis Time..: 17:27		Analyst ID.....: 002260	Instrument ID..: I8	
Iron	ND	50.0	ug/L	SW846 6020	08/11-08/12/09	LHXD01AJ
		Dilution Factor: 1				
		Analysis Time..: 17:27		Analyst ID.....: 002260	Instrument ID..: I8	
Lead	**0.080 B**	**1.0**	**ug/L**	**SW846 6020**	**08/11-08/12/09**	**LHXD01AK**
		Dilution Factor: 1				
		Analysis Time..: 17:27		Analyst ID.....: 002260	Instrument ID..: I8	
Manganese	**0.26 B**	**1.0**	**ug/L**	**SW846 6020**	**08/11-08/12/09**	**LHXD01AL**
		Dilution Factor: 1				
		Analysis Time..: 17:27		Analyst ID.....: 002260	Instrument ID..: I8	
Molybdenum	ND	2.0	ug/L	SW846 6020	08/11-08/12/09	LHXD01AM
		Dilution Factor: 1				
		Analysis Time..: 17:27		Analyst ID.....: 002260	Instrument ID..: I8	
Nickel	ND	2.0	ug/L	SW846 6020	08/11-08/12/09	LHXD01AN
		Dilution Factor: 1				
		Analysis Time..: 17:27		Analyst ID.....: 002260	Instrument ID..: I8	
Potassium	ND	1000	ug/L	SW846 6020	08/11-08/12/09	LHXD01DU
		Dilution Factor: 1				
		Analysis Time..: 17:27		Analyst ID.....: 002260	Instrument ID..: I8	
Selenium	ND	5.0	ug/L	SW846 6020	08/11-08/12/09	LHXD01AP
		Dilution Factor: 1				
		Analysis Time..: 17:27		Analyst ID.....: 002260	Instrument ID..: I8	
Silver	ND	1.0	ug/L	SW846 6020	08/11-08/12/09	LHXD01AQ
		Dilution Factor: 1				
		Analysis Time..: 17:27		Analyst ID.....: 002260	Instrument ID..: I8	
Thallium	ND	1.0	ug/L	SW846 6020	08/11-08/12/09	LHXD01AR
		Dilution Factor: 1				
		Analysis Time..: 17:27		Analyst ID.....: 002260	Instrument ID..: I8	
Vanadium	ND	20.0	ug/L	SW846 6020	08/11-08/12/09	LHXD01AT
		Dilution Factor: 1				
		Analysis Time..: 17:27		Analyst ID.....: 002260	Instrument ID..: I8	
Zinc	**3.4 B**	**20.0**	**ug/L**	**SW846 6020**	**08/11-08/12/09**	**LHXD01AU**
		Dilution Factor: 1				
		Analysis Time..: 17:27		Analyst ID.....: 002260	Instrument ID..: I8	

(Continued on next page)

METHOD BLANK REPORT

TOTAL Metals

Client Lot #...: 9H05300 **Matrix.....:** WATER

PARAMETER	RESULT	REPORTING LIMIT	UNITS	METHOD	PREPARATION-ANALYSIS DATE	WORK ORDER #
Mercury	ND	0.20	ug/L	SW846 7470A	08/11/09	LHXD01AW

Dilution Factor: 1

Analysis Time..: 15:42 Analyst ID.....: 001576 Instrument ID..: H1

NOTE(S):

Calculations are performed before rounding to avoid round-off errors in calculated results.

B Estimated result. Result is less than RL.

METHOD BLANK REPORT

DISSOLVED Metals

Client Lot #...: 9H05300 Matrix.....: WATER

PARAMETER	RESULT	REPORTING LIMIT	UNITS	METHOD	PREPARATION-ANALYSIS DATE	WORK ORDER #
MB Lot-Sample #: A9H060000-017 Prep Batch #...: 9218017						
Antimony	**0.066 B**	**2.0**	**ug/L**	**SW846 6020**	**08/06-08/12/09**	**LHK3R1CX**
		Dilution Factor: 1				
		Analysis Time..: 10:38		Analyst ID.....: 002260	Instrument ID..: I8	
Arsenic	ND	5.0	ug/L	SW846 6020	08/06-08/12/09	LHK3R1C0
		Dilution Factor: 1				
		Analysis Time..: 10:38		Analyst ID.....: 002260	Instrument ID..: I8	
Barium	**0.61 B**	**1.0**	**ug/L**	**SW846 6020**	**08/06-08/12/09**	**LHK3R1C1**
		Dilution Factor: 1				
		Analysis Time..: 10:38		Analyst ID.....: 002260	Instrument ID..: I8	
Beryllium	ND	1.0	ug/L	SW846 6020	08/06-08/12/09	LHK3R1C2
		Dilution Factor: 1				
		Analysis Time..: 10:38		Analyst ID.....: 002260	Instrument ID..: I8	
Cadmium	ND	1.0	ug/L	SW846 6020	08/06-08/12/09	LHK3R1C3
		Dilution Factor: 1				
		Analysis Time..: 10:38		Analyst ID.....: 002260	Instrument ID..: I8	
Chromium	**0.41 B**	**2.0**	**ug/L**	**SW846 6020**	**08/06-08/12/09**	**LHK3R1DH**
		Dilution Factor: 1				
		Analysis Time..: 10:38		Analyst ID.....: 002260	Instrument ID..: I8	
Cobalt	ND	1.0	ug/L	SW846 6020	08/06-08/12/09	LHK3R1C4
		Dilution Factor: 1				
		Analysis Time..: 10:38		Analyst ID.....: 002260	Instrument ID..: I8	
Copper	**0.37 B**	**2.0**	**ug/L**	**SW846 6020**	**08/06-08/12/09**	**LHK3R1C5**
		Dilution Factor: 1				
		Analysis Time..: 10:38		Analyst ID.....: 002260	Instrument ID..: I8	
Iron	**34.7 B**	**50.0**	**ug/L**	**SW846 6020**	**08/06-08/12/09**	**LHK3R1C6**
		Dilution Factor: 1				
		Analysis Time..: 10:38		Analyst ID.....: 002260	Instrument ID..: I8	
Lead	**0.069 B**	**1.0**	**ug/L**	**SW846 6020**	**08/06-08/12/09**	**LHK3R1C7**
		Dilution Factor: 1				
		Analysis Time..: 10:38		Analyst ID.....: 002260	Instrument ID..: I8	
Manganese	**0.66 B**	**1.0**	**ug/L**	**SW846 6020**	**08/06-08/12/09**	**LHK3R1C8**
		Dilution Factor: 1				
		Analysis Time..: 10:38		Analyst ID.....: 002260	Instrument ID..: I8	

(Continued on next page)

METHOD BLANK REPORT

DISSOLVED Metals

Client Lot #...: 9H05300 **Matrix.....:** WATER

PARAMETER	RESULT	REPORTING LIMIT	UNITS	METHOD	PREPARATION-ANALYSIS DATE	WORK ORDER #
Molybdenum	ND	2.0	ug/L	SW846 6020	08/06-08/12/09	LHK3R1C9
		Dilution Factor: 1				
		Analysis Time..: 10:38		Analyst ID.....: 002260	Instrument ID..: I8	
Nickel	0.27 B	2.0	ug/L	SW846 6020	08/06-08/12/09	LHK3R1DA
		Dilution Factor: 1				
		Analysis Time..: 10:38		Analyst ID.....: 002260	Instrument ID..: I8	
Selenium	ND	5.0	ug/L	SW846 6020	08/06-08/12/09	LHK3R1DC
		Dilution Factor: 1				
		Analysis Time..: 10:38		Analyst ID.....: 002260	Instrument ID..: I8	
Silver	ND	1.0	ug/L	SW846 6020	08/06-08/12/09	LHK3R1DD
		Dilution Factor: 1				
		Analysis Time..: 10:38		Analyst ID.....: 002260	Instrument ID..: I8	
Thallium	ND	1.0	ug/L	SW846 6020	08/06-08/12/09	LHK3R1DE
		Dilution Factor: 1				
		Analysis Time..: 10:38		Analyst ID.....: 002260	Instrument ID..: I8	
Vanadium	ND	20.0	ug/L	SW846 6020	08/06-08/12/09	LHK3R1DF
		Dilution Factor: 1				
		Analysis Time..: 10:38		Analyst ID.....: 002260	Instrument ID..: I8	
Zinc	6.4 B	20.0	ug/L	SW846 6020	08/06-08/12/09	LHK3R1DG
		Dilution Factor: 1				
		Analysis Time..: 10:38		Analyst ID.....: 002260	Instrument ID..: I8	
Mercury	ND	0.20	ug/L	SW846 7470A	08/06/09	LHK3R1DJ
		Dilution Factor: 1				
		Analysis Time..: 16:36		Analyst ID.....: 001576	Instrument ID..: H4	

MB Lot-Sample #: A9H100000-027 **Prep Batch #...:** 9222027

Antimony	ND	2.0	ug/L	SW846 6020	08/10-08/11/09	LHVX41AX
		Dilution Factor: 1				
		Analysis Time..: 12:22		Analyst ID.....: 002260	Instrument ID..: I8	
Arsenic	ND	5.0	ug/L	SW846 6020	08/10-08/11/09	LHVX41A0
		Dilution Factor: 1				
		Analysis Time..: 12:22		Analyst ID.....: 002260	Instrument ID..: I8	
Barium	0.088 B	1.0	ug/L	SW846 6020	08/10-08/11/09	LHVX41A1
		Dilution Factor: 1				
		Analysis Time..: 12:22		Analyst ID.....: 002260	Instrument ID..: I8	

(Continued on next page)

METHOD BLANK REPORT

DISSOLVED Metals

Client Lot #...: 9H05300 **Matrix.....:** WATER

PARAMETER	RESULT	REPORTING LIMIT	UNITS	METHOD	PREPARATION-ANALYSIS DATE	WORK ORDER #
Beryllium	ND	1.0	ug/L	SW846 6020	08/10-08/11/09	LHVX41A2
		Dilution Factor: 1				
		Analysis Time..: 12:22		Analyst ID.....: 002260	Instrument ID..: I8	
Cadmium	ND	1.0	ug/L	SW846 6020	08/10-08/11/09	LHVX41A3
		Dilution Factor: 1				
		Analysis Time..: 12:22		Analyst ID.....: 002260	Instrument ID..: I8	
Chromium	**0.37 B**	**2.0**	**ug/L**	**SW846 6020**	**08/10-08/11/09**	**LHVX41CH**
		Dilution Factor: 1				
		Analysis Time..: 12:22		Analyst ID.....: 002260	Instrument ID..: I8	
Cobalt	ND	1.0	ug/L	SW846 6020	08/10-08/11/09	LHVX41A4
		Dilution Factor: 1				
		Analysis Time..: 12:22		Analyst ID.....: 002260	Instrument ID..: I8	
Copper	**0.070 B**	**2.0**	**ug/L**	**SW846 6020**	**08/10-08/11/09**	**LHVX41A5**
		Dilution Factor: 1				
		Analysis Time..: 12:22		Analyst ID.....: 002260	Instrument ID..: I8	
Iron	ND	50.0	ug/L	SW846 6020	08/10-08/11/09	LHVX41A6
		Dilution Factor: 1				
		Analysis Time..: 12:22		Analyst ID.....: 002260	Instrument ID..: I8	
Lead	**0.067 B**	**1.0**	**ug/L**	**SW846 6020**	**08/10-08/11/09**	**LHVX41A7**
		Dilution Factor: 1				
		Analysis Time..: 12:22		Analyst ID.....: 002260	Instrument ID..: I8	
Manganese	**0.15 B**	**1.0**	**ug/L**	**SW846 6020**	**08/10-08/11/09**	**LHVX41A8**
		Dilution Factor: 1				
		Analysis Time..: 12:22		Analyst ID.....: 002260	Instrument ID..: I8	
Molybdenum	ND	2.0	ug/L	SW846 6020	08/10-08/11/09	LHVX41A9
		Dilution Factor: 1				
		Analysis Time..: 12:22		Analyst ID.....: 002260	Instrument ID..: I8	
Nickel	**0.41 B**	**2.0**	**ug/L**	**SW846 6020**	**08/10-08/11/09**	**LHVX41CA**
		Dilution Factor: 1				
		Analysis Time..: 12:22		Analyst ID.....: 002260	Instrument ID..: I8	
Selenium	ND	5.0	ug/L	SW846 6020	08/10-08/11/09	LHVX41CC
		Dilution Factor: 1				
		Analysis Time..: 12:22		Analyst ID.....: 002260	Instrument ID..: I8	
Silver	ND	1.0	ug/L	SW846 6020	08/10-08/11/09	LHVX41CD
		Dilution Factor: 1				
		Analysis Time..: 12:22		Analyst ID.....: 002260	Instrument ID..: I8	

(Continued on next page)

METHOD BLANK REPORT

DISSOLVED Metals

Client Lot #...: 9H05300 **Matrix.....:** WATER

PARAMETER	RESULT	REPORTING LIMIT	UNITS	METHOD	PREPARATION-ANALYSIS DATE	WORK ORDER #
Thallium	ND	1.0	ug/L	SW846 6020	08/10-08/11/09	LHVX41CE
		Dilution Factor: 1				
		Analysis Time..: 12:22		Analyst ID.....: 002260	Instrument ID..: I8	
Vanadium	ND	20.0	ug/L	SW846 6020	08/10-08/11/09	LHVX41CF
		Dilution Factor: 1				
		Analysis Time..: 12:22		Analyst ID.....: 002260	Instrument ID..: I8	
Zinc	**8.1 B**	**20.0**	**ug/L**	**SW846 6020**	**08/10-08/11/09**	**LHVX41CG**
		Dilution Factor: 1				
		Analysis Time..: 12:22		Analyst ID.....: 002260	Instrument ID..: I8	
Mercury	ND	0.20	ug/L	SW846 7470A	08/10-08/11/09	LHVX41CJ
		Dilution Factor: 1				
		Analysis Time..: 11:06		Analyst ID.....: 001576	Instrument ID..: H1	

MB Lot-Sample #: A9H110000-022 **Prep Batch #...:** 9223022

Antimony	ND	2.0	ug/L	SW846 6020	08/11-08/12/09	LHXD01AX
		Dilution Factor: 1				
		Analysis Time..: 17:27		Analyst ID.....: 002260	Instrument ID..: I8	
Arsenic	ND	5.0	ug/L	SW846 6020	08/11-08/12/09	LHXD01A0
		Dilution Factor: 1				
		Analysis Time..: 17:27		Analyst ID.....: 002260	Instrument ID..: I8	
Barium	**0.10 B**	**1.0**	**ug/L**	**SW846 6020**	**08/11-08/12/09**	**LHXD01A1**
		Dilution Factor: 1				
		Analysis Time..: 17:27		Analyst ID.....: 002260	Instrument ID..: I8	
Beryllium	ND	1.0	ug/L	SW846 6020	08/11-08/12/09	LHXD01A2
		Dilution Factor: 1				
		Analysis Time..: 17:27		Analyst ID.....: 002260	Instrument ID..: I8	
Cadmium	ND	1.0	ug/L	SW846 6020	08/11-08/12/09	LHXD01A3
		Dilution Factor: 1				
		Analysis Time..: 17:27		Analyst ID.....: 002260	Instrument ID..: I8	
Chromium	ND	2.0	ug/L	SW846 6020	08/11-08/12/09	LHXD01CH
		Dilution Factor: 1				
		Analysis Time..: 17:27		Analyst ID.....: 002260	Instrument ID..: I8	
Cobalt	ND	1.0	ug/L	SW846 6020	08/11-08/12/09	LHXD01A4
		Dilution Factor: 1				
		Analysis Time..: 17:27		Analyst ID.....: 002260	Instrument ID..: I8	

(Continued on next page)

METHOD BLANK REPORT

DISSOLVED Metals

Client Lot #...: 9H05300 **Matrix.....:** WATER

PARAMETER	RESULT	REPORTING LIMIT	UNITS	METHOD	PREPARATION-ANALYSIS DATE	WORK ORDER #
Copper	ND	2.0	ug/L	SW846 6020	08/11-08/12/09	LHXD01A5
		Dilution Factor: 1				
		Analysis Time..: 17:27		Analyst ID.....: 002260	Instrument ID..: I8	
Iron	ND	50.0	ug/L	SW846 6020	08/11-08/12/09	LHXD01A6
		Dilution Factor: 1				
		Analysis Time..: 17:27		Analyst ID.....: 002260	Instrument ID..: I8	
Lead	0.080 B	**1.0**	**ug/L**	**SW846 6020**	**08/11-08/12/09**	**LHXD01A7**
		Dilution Factor: 1				
		Analysis Time..: 17:27		Analyst ID.....: 002260	Instrument ID..: I8	
Manganese	0.26 B	**1.0**	**ug/L**	**SW846 6020**	**08/11-08/12/09**	**LHXD01A8**
		Dilution Factor: 1				
		Analysis Time..: 17:27		Analyst ID.....: 002260	Instrument ID..: I8	
Molybdenum	ND	2.0	ug/L	SW846 6020	08/11-08/12/09	LHXD01A9
		Dilution Factor: 1				
		Analysis Time..: 17:27		Analyst ID.....: 002260	Instrument ID..: I8	
Nickel	ND	2.0	ug/L	SW846 6020	08/11-08/12/09	LHXD01CA
		Dilution Factor: 1				
		Analysis Time..: 17:27		Analyst ID.....: 002260	Instrument ID..: I8	
Selenium	ND	5.0	ug/L	SW846 6020	08/11-08/12/09	LHXD01CC
		Dilution Factor: 1				
		Analysis Time..: 17:27		Analyst ID.....: 002260	Instrument ID..: I8	
Silver	ND	1.0	ug/L	SW846 6020	08/11-08/12/09	LHXD01CD
		Dilution Factor: 1				
		Analysis Time..: 17:27		Analyst ID.....: 002260	Instrument ID..: I8	
Thallium	ND	1.0	ug/L	SW846 6020	08/11-08/12/09	LHXD01CE
		Dilution Factor: 1				
		Analysis Time..: 17:27		Analyst ID.....: 002260	Instrument ID..: I8	
Vanadium	ND	20.0	ug/L	SW846 6020	08/11-08/12/09	LHXD01CF
		Dilution Factor: 1				
		Analysis Time..: 17:27		Analyst ID.....: 002260	Instrument ID..: I8	
Zinc	3.4 B	**20.0**	**ug/L**	**SW846 6020**	**08/11-08/12/09**	**LHXD01CG**
		Dilution Factor: 1				
		Analysis Time..: 17:27		Analyst ID.....: 002260	Instrument ID..: I8	
Mercury	ND	0.20	ug/L	SW846 7470A	08/11/09	LHXD01CJ
		Dilution Factor: 1				
		Analysis Time..: 15:42		Analyst ID.....: 001576	Instrument ID..: H1	

(Continued on next page)

METHOD BLANK REPORT

DISSOLVED Metals

Client Lot #...: 9H05300 Matrix.....: WATER

NOTE(S):

Calculations are performed before rounding to avoid round-off errors in calculated results.

B Estimated result. Result is less than RL.

: Instrument Upload Run Log - Page 1 :
: Started Wed Aug 12 06:05:32 2009 by TOTHR :
: Data File: UPL$CAN_DATA_ROOT:<LHG>HG10811A.PRN;1 :

#	WorkOrder	Dilution	Date	Time	Batch	Lot	Instrument
1	STD1REP1	1	11-AUG-2009	09:51:24			H1
2	STD2REP1	1	11-AUG-2009	09:52:32			H1
3	STD3REP1	1	11-AUG-2009	09:53:41			H1
4	STD4REP1	1	11-AUG-2009	09:54:50			H1
5	STD5REP1	1	11-AUG-2009	09:56:06			H1
6	STD6REP1	1	11-AUG-2009	09:57:14			H1
7	CK5ICV	1	11-AUG-2009	09:58:46			H1
8	CK4ICB	1	11-AUG-2009	10:00:02			H1
9	CK3CRA\MRL	1	11-AUG-2009	10:01:12			H1
10	CK2CCV	1	11-AUG-2009	10:02:16			H1
11	CK1CCB	1	11-AUG-2009	10:03:22			H1
12	LHQV1BT	1	11-AUG-2009	10:04:26			H1
13	LHVX6BT	1	11-AUG-2009	10:05:43			H1
14	LHVX6CT	1	11-AUG-2009	10:06:48			H1
15	LHMH2T	1	11-AUG-2009	10:08:05			H1
16	LHMH2TS	1	11-AUG-2009	10:09:15			H1
17	LHMH2TD	1	11-AUG-2009	10:10:23			H1
18	LHMH6T	1	11-AUG-2009	10:11:37			H1
19	LHMH5T	1	11-AUG-2009	10:12:45			H1
20	CK2CCV	1	11-AUG-2009	10:13:51			H1
21	CK1CCB	1	11-AUG-2009	10:14:58			H1
22	CK2CCV	1	11-AUG-2009	10:41:57			H1
23	CK1CCB	1	11-AUG-2009	10:43:03			H1
24	LHQMHB	1	11-AUG-2009	10:44:09	9219018	A9H070000	H1
25	LHQMHC	1	11-AUG-2009	10:45:24	9219018	A9H070000	H1
26	LHMEQ	1	11-AUG-2009	10:46:29	9219018	A9H060206	H1
27	LHMEQS	1	11-AUG-2009	10:47:35	9219018	A9H060206	H1
28	LHMEQD	1	11-AUG-2009	10:48:55	9219018	A9H060206	H1
29	LHL70	1	11-AUG-2009	10:50:03	9219018	A9H060206	H1
30	LHMGC	1	11-AUG-2009	10:51:12	9219018	A9H060206	H1
31	LHM81	1	11-AUG-2009	10:52:19	9219018	9H05104	H1
32	LHMGP	1	11-AUG-2009	10:53:38	9219018	A9H060206	H1
33	LHMG2	1	11-AUG-2009	10:54:53	9219018	A9H060206	H1
34	CK2CCV	1	11-AUG-2009	10:56:08			H1
35	CK1CCB	1	11-AUG-2009	10:57:33			H1
36	LHNAD	1	11-AUG-2009	10:58:48	9219018	9H05104	H1
37	LHMG3	1	11-AUG-2009	10:59:53	9219018	A9H060206	H1
38	LHK74F	1	11-AUG-2009	11:00:59	9219018	A9H060105	H1
39	LHK8VF	1	11-AUG-2009	11:02:05	9219018	A9H060105	H1
40	LHNE7F	1	11-AUG-2009	11:03:11	9219018	A9H060255	H1
41	LHNG1F	1	11-AUG-2009	11:04:39	9219018	A9H060261	H1
42	LHK8TF	1	11-AUG-2009	11:05:44	9219018	A9H060105	H1
43	LHVX4B	1	11-AUG-2009	11:06:51	9222027	A9H100000	H1
44	LHVX4C	1	11-AUG-2009	11:07:56	9222027	A9H100000	H1

(continued)

#	WorkOrder	Dilution	Date	Time	Batch	Lot	Instrument
45	LHT6L	1	11-AUG-2009	11:09:13	9222027	9H05300	H1
46	CK2CCV	1	11-AUG-2009	11:10:19			H1
47	CK1CCB	1	11-AUG-2009	11:11:25			H1
48	LHT6LS	1	11-AUG-2009	11:12:35	9222027	9H05300	H1
49	LHT6LD	1	11-AUG-2009	11:13:42	9222027	9H05300	H1
50	LHT6LF	1	11-AUG-2009	11:15:17	9222027	9H05300	H1
51	LHT6LFS	1	11-AUG-2009	11:16:27	9222027	9H05300	H1
52	LHT6LFD	1	11-AUG-2009	11:17:43	9222027	9H05300	H1
53	LHT6P	1	11-AUG-2009	11:18:59	9222027	9H05300	H1
54	LHT6PF	1	11-AUG-2009	11:20:07	9222027	9H05300	H1
55	LHT6R	1	11-AUG-2009	11:21:15	9222027	9H05300	H1
56	LHT6RF	1	11-AUG-2009	11:22:22	9222027	9H05300	H1
57	LHQMFB	1	11-AUG-2009	11:23:41	9219017	A9H070000	H1
58	CK2CCV	1	11-AUG-2009	11:25:27			H1
59	CK1CCB	1	11-AUG-2009	11:26:32			H1
60	LHQMFC	1	11-AUG-2009	11:27:36	9219017	A9H070000	H1
61	LHMK8	1	11-AUG-2009	11:28:44	9219017	A9H060224	H1
62	LHMK8S	1	11-AUG-2009	11:29:52	9219017	A9H060224	H1
63	LHMK8D	1	11-AUG-2009	11:30:59	9219017	A9H060224	H1
64	LHLQM	1	11-AUG-2009	11:32:06	9219017	A9H060182	H1
65	LHNJL	1	11-AUG-2009	11:33:13	9219017	A9H060269	H1
66	LHNJC	1	11-AUG-2009	11:34:20	9219017	A9H060269	H1
67	LHLAABT	1	11-AUG-2009	11:35:30	9219019	A9H060000	H1
68	LHQMKBT	1	11-AUG-2009	11:36:36	9219019	A9H070000	H1
69	LHQMKCT	1	11-AUG-2009	11:37:43	9219019	A9H070000	H1
70	CK2CCV	1	11-AUG-2009	11:38:50			H1
71	CK1CCB	1	11-AUG-2009	11:40:07			H1
72	LHH7JT	1	11-AUG-2009	11:41:23	9219019	A9H050110	H1
73	LHH7JTS	1	11-AUG-2009	11:42:50	9219019	A9H050110	H1
74	LHH7JDT	1	11-AUG-2009	11:44:06	9219019	A9H050110	H1
75	LHJ49T	1	11-AUG-2009	11:45:12	9219019	9H05228	H1
76	LHLAFBE	1	11-AUG-2009	11:46:30	9219020	A9H060000	H1
77	LHQMMBE	1	11-AUG-2009	11:47:39	9219020	A9H070000	H1
78	LHQMMCE	1	11-AUG-2009	11:48:47	9219020	A9H070000	H1
79	LHJ49E	1	11-AUG-2009	11:50:02	9219020	9H05228	H1
80	LHJ49ES	1	11-AUG-2009	11:51:13	9219020	9H05228	H1
81	LHJ49ED	1	11-AUG-2009	11:52:21	9219020	9H05228	H1
82	CK2CCV	1	11-AUG-2009	11:53:28			H1
83	CK1CCB	1	11-AUG-2009	11:54:32			H1
84	CK2CCV	1	11-AUG-2009	15:18:56			H1
85	CK1CCB	1	11-AUG-2009	15:20:02			H1
86	LHXDWB	1	11-AUG-2009	15:21:08	9223021	A9H110000	H1
87	LHXDWC	1	11-AUG-2009	15:22:22	9223021	A9H110000	H1
88	CK2CCV	1	11-AUG-2009	15:24:12			H1

---------- (continued) ----------

#	WorkOrder	Dilution	Date	Time	Batch	Lot	Instrument
89	CK1CCB	1	11-AUG-2009	15:25:36			H1
90	LHXDWC	1	11-AUG-2009	15:27:03	9223021	A9H110000	H1
91	LHRD3	1	11-AUG-2009	15:28:09	9223021	A9H070160	H1
92	LHRD3S	1	11-AUG-2009	15:29:23	9223021	A9H070160	H1
93	LHRD3D	1	11-AUG-2009	15:30:39	9223021	A9H070160	H1
94	LHQ5D	1	11-AUG-2009	15:31:43	9223021	A9H070125	H1
95	LHQ5F	1	11-AUG-2009	15:32:50	9223021	A9H070125	H1
96	LHQ5G	1	11-AUG-2009	15:33:55	9223021	A9H070125	H1
97	LHQ46	1	11-AUG-2009	15:35:10	9223021	A9H070125	H1
98	LHV3X	1	11-AUG-2009	15:36:16	9223021	A9H100104	H1
99	LHQ5J	1	11-AUG-2009	15:37:32	9223021	A9H070125	H1
100	CK2CCV	1	11-AUG-2009	15:38:48			H1
101	CK1CCB	1	11-AUG-2009	15:39:52			H1
102	LHRET	1	11-AUG-2009	15:40:58	9223021	A9H070160	H1
103	LHXD0B	1	11-AUG-2009	15:42:02	9223022	A9H110000	H1
104	LHXD0C	1	11-AUG-2009	15:43:11	9223022	A9H110000	H1
105	LHRQM	1	11-AUG-2009	15:44:19	9223022	9H05300	H1
106	LHRQMX	1	11-AUG-2009	15:45:27	9223022	9H05300	H1
107	LHRQMS	1	11-AUG-2009	15:46:52	9223022	9H05300	H1
108	LHRQMF	1	11-AUG-2009	15:48:09	9223022	9H05300	H1
109	LHRQMFX	1	11-AUG-2009	15:49:14	9223022	9H05300	H1
110	LHRQMFS	1	11-AUG-2009	15:50:21	9223022	9H05300	H1
111	LHRQ0	1	11-AUG-2009	15:51:28	9223022	9H05300	H1
112	CK2CCV	1	11-AUG-2009	15:52:34			H1
113	CK1CCB	1	11-AUG-2009	15:53:44			H1
114	LHRQ0F	1	11-AUG-2009	15:54:53	9223022	9H05300	H1
115	LHRQ9	1	11-AUG-2009	15:55:57	9223022	9H05300	H1
116	LHRQ9F	1	11-AUG-2009	15:57:15	9223022	9H05300	H1
117	LHRRD	1	11-AUG-2009	15:58:24	9223022	9H05300	H1
118	LHRRDF	1	11-AUG-2009	15:59:28	9223022	9H05300	H1
119	LHRTP	1	11-AUG-2009	16:00:43	9223022	9H05300	H1
120	LHRTPF	1	11-AUG-2009	16:01:59	9223022	9H05300	H1
121	LHRTQ	1	11-AUG-2009	16:03:04	9223022	9H05300	H1
122	LHRTQF	1	11-AUG-2009	16:04:10	9223022	9H05300	H1
123	LHXD2B	1	11-AUG-2009	16:05:46	9223023	A9H110000	H1
124	CK2CCV	1	11-AUG-2009	16:06:54			H1
125	CK1CCB	1	11-AUG-2009	16:08:23			H1
126	LHXD2C	1	11-AUG-2009	16:09:29	9223023	A9H110000	H1
127	LHT33	1	11-AUG-2009	16:10:59	9223023	A9H080132	H1
128	LHT33S	1	11-AUG-2009	16:12:04	9223023	A9H080132	H1
129	LHT33D	1	11-AUG-2009	16:13:09	9223023	A9H080132	H1
130	LHRA1	1	11-AUG-2009	16:14:15	9223023	A9H070152	H1
131	LHRAR	1	11-AUG-2009	16:15:19	9223023	A9H070152	H1
132	LHT4A	1	11-AUG-2009	16:16:36	9223023	A9H080132	H1

(continued)

#	WorkOrder	Dilution	Date	Time	Batch	Lot	Instrument
133	LHXD4B	1	11-AUG-2009	16:17:41	9223024	A9H110000	H1
134	LHXD4C	1	11-AUG-2009	16:18:47	9223024	A9H110000	H1
135	LHR6E	1	11-AUG-2009	16:19:55	9223024	A9H070262	H1
136	CK2CCV	1	11-AUG-2009	16:21:10			H1
137	CK1CCB	1	11-AUG-2009	16:22:16			H1
138	LHR6ES	1	11-AUG-2009	16:23:23	9223024	A9H070262	H1
139	LHR6ED	1	11-AUG-2009	16:24:29	9223024	A9H070262	H1
140	LHRW4	1	11-AUG-2009	16:25:35	9223024	A9H070219	H1
141	LHRW7	1	11-AUG-2009	16:26:43	9223024	A9H070219	H1
142	LHRW9	1	11-AUG-2009	16:27:47	9223024	A9H070219	H1
143	LHRXJ	1	11-AUG-2009	16:28:54	9223024	A9H070219	H1
144	LHV52BT	1	11-AUG-2009	16:29:59	9223025	A9H100000	H1
145	LHXD6BT	1	11-AUG-2009	16:31:05	9223025	A9H110000	H1
146	LHXD6CT	1	11-AUG-2009	16:32:10	9223025	A9H110000	H1
147	LHP35T	1	11-AUG-2009	16:33:20	9223025	A9H060313	H1
148	CK2CCV	1	11-AUG-2009	16:34:39			H1
149	CK1CCB	1	11-AUG-2009	16:35:57			H1
150	LHP35TS	1	11-AUG-2009	16:37:02	9223025	A9H060313	H1
151	LHP35TD	1	11-AUG-2009	16:38:18	9223025	A9H060313	H1
152	LHRWHT	1	11-AUG-2009	16:39:28	9223025	A9H070223	H1
153	CK2CCV	1	11-AUG-2009	16:40:43			H1
154	CK1CCB	1	11-AUG-2009	16:42:03			H1

End of Report

TestAmerica North Canton

Metals Data Reporting Form

Initial Calibration Verification Standard

Instrument: CVAA **Units:** ug/L

Chart Number: hg10811a.prn **Acceptable Range:** 90% - 110%

Standard Source: Ultra **Standard ID:**

Element	WL/ Mass	True Conc	Ck5ICV 08/11/09 9:58 AM Found	% Rec	Found	% Rec	Found	% Rec	Found	% Rec	Found	% Rec
Mercury	253.7	2.5	2.55	**102.0**								

TestAmerica North Canton

Metals Data Reporting Form

Continuing Calibration Verification

Instrument: CVAA **Units:** ug/L

Chart Number: hg10811a.prn **Acceptable Range:** 80% - 120%

Standard Source: Ultra **Standard ID:**

Element	WL/ Mass	True Conc	Ck2CCV 08/11/09 10:02 AM Found	% Rec	Ck2CCV 08/11/09 10:13 AM Found	% Rec	Ck2CCV 08/11/09 10:41 AM Found	% Rec	Ck2CCV 08/11/09 10:56 AM Found	% Rec	Ck2CCV 08/11/09 11:10 AM Found	% Rec
Mercury	253.7	5.0	4.89	**97.8**	4.93	**98.6**	5.09	**101.8**	5.13	**102.5**	5.09	**101.9**

TestAmerica North Canton

Metals Data Reporting Form

Continuing Calibration Verification

Instrument: CVAA **Units:** ug/L

Chart Number: hg10811a.prn **Acceptable Range:** 80% - 120%

Standard Source: Ultra **Standard ID:**

Element	WL/ Mass	True Conc	Ck2CCV 08/11/09 11:25 AM Found	% Rec	Ck2CCV 08/11/09 11:38 AM Found	% Rec	Ck2CCV 08/11/09 11:53 AM Found	% Rec	Ck2CCV 08/11/09 3:18 PM Found	% Rec	Ck2CCV 08/11/09 3:24 PM Found	% Rec
Mercury	253.7	5.0	5.12	**102.4**	5.18	**103.5**	5.11	**102.1**	5.04	**100.8**	5.09	**101.7**

TestAmerica North Canton

Metals Data Reporting Form

Continuing Calibration Verification

Instrument: CVAA **Units:** ug/L

Chart Number: hg10811a.prn **Acceptable Range:** 80% - 120%

Standard Source: Ultra **Standard ID:**

Element	WL/ Mass	True Conc	Ck2CCV 08/11/09 3:38 PM Found	% Rec	Ck2CCV 08/11/09 3:52 PM Found	% Rec	Ck2CCV 08/11/09 4:06 PM Found	% Rec	Found	% Rec	Found	% Rec
Mercury	253.7	5.0	5.11	**102.3**	5.19	**103.7**	5.06	**101.3**				

TestAmerica North Canton

Metals Data Reporting Form

Contract Required Detection Limit Standard

Instrument: CVAA **Units:** ug/L

Chart Number: hg10811a.prn **Acceptable Range:** 50% - 150%

Standard Source: Ultra **Standard ID:**

Element	WL/ Mass	True Conc	Ck3CRA\MRL 08/11/09 10:01 AM Found	% Rec	Found	% Rec	Found	% Rec	Found	% Rec	Found	% Rec
Mercury	253.7	0.2	0.19	**97.2**								

TestAmerica North Canton

Metals Data Reporting Form

Initial Calibration Blank Results

Instrument: CVAA **Units:** ug/L

Chart Number: hg10811a.prn

Standard Source: _____ **Standard ID:** _____

Element	WL/ Mass	Report Limit	Ck4ICB 08/11/09 10:00 AM Found	Q	Found	Q	Found	Q	Found	Q	Found	Q
Mercury	253.7	0.2	0.1	U								

5.04.5

U Result is less than the IDL

B Result is between IDL and RL

Form 3 Equivalent

TestAmerica North Canton

Metals Data Reporting Form

Continuing Calibration Blank Results

Instrument: CVAA **Units:** ug/L

Chart Number: hg10811a.prn

Standard Source: _____ **Standard ID:** _____

Element	WL/ Mass	Report Limit	Ck1CCB 08/11/09 10:03 AM		Ck1CCB 08/11/09 10:14 AM		Ck1CCB 08/11/09 10:43 AM		Ck1CCB 08/11/09 10:57 AM		Ck1CCB 08/11/09 11:11 AM	
			Found	Q	Found	Q	Found	Q	Found	Q	Found	Q
Mercury	253.7	0.2	0.1	U	0.1	U	0.1	U	0.1	U	0.1	U

U Result is less than the IDL

B Result is between IDL and RL

Form 3 Equivalent

TestAmerica North Canton

Metals Data Reporting Form

Continuing Calibration Blank Results

Instrument: CVAA **Units:** ug/L

Chart Number: hg10811a.prn

Standard Source: _____ **Standard ID:** _____

Element	WL/ Mass	Report Limit	Ck1CCB 08/11/09 11:26 AM Found	Q	Ck1CCB 08/11/09 11:40 AM Found	Q	Ck1CCB 08/11/09 11:54 AM Found	Q	Ck1CCB 08/11/09 3:20 PM Found	Q	Ck1CCB 08/11/09 3:25 PM Found	Q
Mercury	253.7	0.2	0.1	U	**0.1**	**B**	0.1	U	0.1	U	0.1	U

U Result is less than the IDL

B Result is between IDL and RL

TestAmerica North Canton

Metals Data Reporting Form

Continuing Calibration Blank Results

Instrument: CVAA **Units:** ug/L

Chart Number: hg10811a.prn

Standard Source: _____ **Standard ID:** _____

Element	WL/ Mass	Report Limit	Ck1CCB 08/11/09 3:39 PM Found	Q	Ck1CCB 08/11/09 3:53 PM Found	Q	Ck1CCB 08/11/09 4:08 PM Found	Q	Found	Q	Found	Q
Mercury	253.7	0.2	0.1	U	0.1	U	0.1	U				

U Result is less than the IDL

B Result is between IDL and RL

Form 3 Equivalent

: Instrument Upload Run Log - Page 1 :
: Started Fri Aug 7 05:08:30 2009 by COUNTSK :
: Data File: UPL$CAN_DATA_ROOT:<LHG>HG40806A.PRN;1 :

#	WorkOrder	Dilution	Date	Time	Batch	Lot	Instrument
1	HG		07-AUG-2009				H4
2	STD01REP1	1	06-AUG-2009	09:13:43			H4
3	STD02REP1	1	06-AUG-2009	09:15:10			H4
4	STD03REP1	1	06-AUG-2009	09:16:34			H4
5	STD04REP1	1	06-AUG-2009	09:18:13			H4
6	STD05REP1	1	06-AUG-2009	09:19:47			H4
7	STD06REP1	1	06-AUG-2009	09:21:27			H4
8	CK2ICV	1	06-AUG-2009	09:25:04			H4
9	CK3ICB	1	06-AUG-2009	09:26:39			H4
10	CK4CRA\MRL	1	06-AUG-2009	09:28:42			H4
11	CK6CCV	1	06-AUG-2009	14:41:05			H4
12	CK5CCB	1	06-AUG-2009	14:43:28			H4
13	LHK5XB	1	06-AUG-2009	14:44:53	9218067	A9H060000	H4
14	LHK5XC	1	06-AUG-2009	14:46:28	9218067	A9H060000	H4
15	LGLLGR	1	06-AUG-2009	14:48:33	9218067	A9G160259	H4
16	LGLLVR	1	06-AUG-2009	14:49:57	9218067	A9G160259	H4
17	LGLLTR	1	06-AUG-2009	14:51:50	9218067	A9G160259	H4
18	LGLL0R	500	06-AUG-2009	14:53:27	9218067	A9G160259	H4
19	LGLL4R	500	06-AUG-2009	14:55:12	9218067	A9G160259	H4
20	LGLL6R	100	06-AUG-2009	14:56:56	9218067	A9G160259	H4
21	LHJADBT	1	06-AUG-2009	14:59:01	9218022	A9H050000	H4
22	LHK33BT	1	06-AUG-2009	15:00:35	9218022	A9H060000	H4
23	CK6CCV	1	06-AUG-2009	15:01:58			H4
24	CK5CCB	1	06-AUG-2009	15:04:22			H4
25	CK6CCV	1	06-AUG-2009	15:16:29			H4
26	CK5CCB	1	06-AUG-2009	15:18:03			H4
27	ZZZZZ	1	06-AUG-2009	15:19:47			H4
28	CK6CCV	1	06-AUG-2009	15:26:08			H4
29	CK5CCB	1	06-AUG-2009	15:27:52			H4
30	LGLLTR	2	06-AUG-2009	15:29:38	9218067	A9G160259	H4
31	LGLL4R	1000	06-AUG-2009	15:31:16	9218067	A9G160259	H4
32	LHK33CT	1	06-AUG-2009	15:33:05	9218022	A9H060000	H4
33	LHECMT	1	06-AUG-2009	15:34:41	9218022	A9H010103	H4
34	LHECMTS	1	06-AUG-2009	15:37:19	9218022	A9H010103	H4
35	LHECMTD	1	06-AUG-2009	15:39:07	9218022	A9H010103	H4
36	LHEDHT	1	06-AUG-2009	15:40:46	9218022	A9H010105	H4
37	LHK3VB	1	06-AUG-2009	15:42:31	9218018	A9H060000	H4
38	LHK3VC	1	06-AUG-2009	15:43:57	9218018	A9H060000	H4
39	LHJ94	1	06-AUG-2009	15:45:44	9218018	A9H050250	H4
40	CK6CCV	1	06-AUG-2009	15:47:28			H4
41	CK5CCB	1	06-AUG-2009	15:49:31			H4
42	LHJ94S	1	06-AUG-2009	15:51:09	9218018	A9H050250	H4
43	LHJ94D	1	06-AUG-2009	15:52:36	9218018	A9H050250	H4
44	LHKAF	1	06-AUG-2009	15:54:12	9218018	A9H050250	H4

(continued)

#	WorkOrder	Dilution	Date	Time	Batch	Lot	Instrument
45	LHJ98	1	06-AUG-2009	15:55:48	9218018	A9H050250	H4
46	LHKAW	1	06-AUG-2009	15:57:14	9218018	A9H050250	H4
47	LHKAJ	1	06-AUG-2009	15:58:47	9218018	A9H050250	H4
48	LHKAC	1	06-AUG-2009	16:00:11	9218018	A9H050250	H4
49	LHKAM	1	06-AUG-2009	16:01:45	9218018	A9H050250	H4
50	LHKAP	1	06-AUG-2009	16:03:44	9218018	A9H050250	H4
51	LHKAK	1	06-AUG-2009	16:05:08	9218018	A9H050250	H4
52	CK6CCV	1	06-AUG-2009	16:07:32			H4
53	CK5CCB	1	06-AUG-2009	16:09:16			H4
54	LHKAT	1	06-AUG-2009	16:10:54	9218018	A9H050250	H4
55	LHKA0	1	06-AUG-2009	16:12:21	9218018	A9H050250	H4
56	LHKAD	1	06-AUG-2009	16:13:55	9218018	A9H050250	H4
57	LHH37F	1	06-AUG-2009	16:15:50	9218018	A9H050108	H4
58	LHH31F	1	06-AUG-2009	16:17:36	9218018	A9H050108	H4
59	LHH3CF	1	06-AUG-2009	16:19:05	9218018	A9H050108	H4
60	LHJAPBT	1	06-AUG-2009	16:20:49	9218019	A9H050000	H4
61	LHK3XBT	1	06-AUG-2009	16:22:25	9218019	A9H060000	H4
62	LHK3XCT	1	06-AUG-2009	16:23:50	9218019	A9H060000	H4
63	LHDNHT	1	06-AUG-2009	16:25:25	9218019	A9G310258	H4
64	CK6CCV	1	06-AUG-2009	16:26:48			H4
65	CK5CCB	1	06-AUG-2009	16:28:27			H4
66	LHDNHTS	1	06-AUG-2009	16:29:55	9218019	A9G310258	H4
67	LHDNHTD	1	06-AUG-2009	16:31:39	9218019	A9G310258	H4
68	LHFMJT	1	06-AUG-2009	16:33:14	9218019	A9H030131	H4
69	LHFMGT	1	06-AUG-2009	16:34:44	9218019	A9H030131	H4
70	LHK3RB	1	06-AUG-2009	16:36:20	9218017	A9H060000	H4
71	LHK3RC	1	06-AUG-2009	16:37:48	9218017	A9H060000	H4
72	LHKK6	1	06-AUG-2009	16:39:34	9218017	9H05300	H4
73	LHKK6X	1	06-AUG-2009	16:41:03	9218017	9H05300	H4
74	LHKK6S	1	06-AUG-2009	16:42:40	9218017	9H05300	H4
75	LHKK6F	1	06-AUG-2009	16:44:04	9218017	9H05300	H4
76	CK6CCV	1	06-AUG-2009	16:45:53			H4
77	CK5CCB	1	06-AUG-2009	16:47:48			H4
78	LHKLL	1	06-AUG-2009	16:49:21	9218017	9H05300	H4
79	LHKLLF	1	06-AUG-2009	16:50:58	9218017	9H05300	H4
80	LHKLV	1	06-AUG-2009	16:53:14	9218017	9H05300	H4
81	LHKLVF	1	06-AUG-2009	16:54:54	9218017	9H05300	H4
82	LHKLP	1	06-AUG-2009	16:56:35	9218017	9H05300	H4
83	LHKLPF	1	06-AUG-2009	16:58:02	9218017	9H05300	H4
84	LHKLR	1	06-AUG-2009	16:59:48	9218017	9H05300	H4
85	LHKLRF	1	06-AUG-2009	17:01:15	9218017	9H05300	H4
86	LHKLJ	1	06-AUG-2009	17:03:39	9218017	9H05300	H4
87	LHKLJF	1	06-AUG-2009	17:05:17	9218017	9H05300	H4
88	CK6CCV	1	06-AUG-2009	17:07:03			H4

(continued)

#	WorkOrder	Dilution	Date	Time	Batch	Lot	Instrument
89	CK5CCB	1	06-AUG-2009	17:08:49			H4
90	LHJ4CF	1	06-AUG-2009	17:10:14	9218017	A9H050221	H4
91	LHJXA	1	06-AUG-2009	17:11:40	9218017	A9H050198	H4
92	CK6CCV	1	06-AUG-2009	17:13:20			H4
93	CK5CCB	1	06-AUG-2009	17:15:23			H4

End of Report

TestAmerica North Canton

Metals Data Reporting Form

Initial Calibration Verification Standard

Instrument: CVAA **Units:** ug/L

Chart Number: hg40806a.prn **Acceptable Range:** 90% - 110%

Standard Source: Ultra **Standard ID:**

Element	WL/ Mass	True Conc	Ck2ICV 08/06/09 9:25 AM Found	% Rec	Found	% Rec	Found	% Rec	Found	% Rec	Found	% Rec
Mercury	253.7	2.5	2.57	**102.8**								

5.04.5 *Form 2A Equivalent*

TestAmerica North Canton

Metals Data Reporting Form

Continuing Calibration Verification

Instrument: CVAA **Units:** ug/L

Chart Number: hg40806a.prn **Acceptable Range:** 80% - 120%

Standard Source: Ultra **Standard ID:**

Element	WL/ Mass	True Conc	Ck6CCV 08/06/09 2:41 PM Found	% Rec	Ck6CCV 08/06/09 3:01 PM Found	% Rec	Ck6CCV 08/06/09 3:16 PM Found	% Rec	Ck6CCV 08/06/09 3:26 PM Found	% Rec	Ck6CCV 08/06/09 3:47 PM Found	% Rec
Mercury	253.7	5.0	5.20	**104.0**	5.24	**104.7**	5.21	**104.1**	5.29	**105.9**	5.27	**105.5**

TestAmerica North Canton

Metals Data Reporting Form

Continuing Calibration Verification

Instrument: CVAA **Units:** ug/L

Chart Number: hg40806a.prn **Acceptable Range:** 80% - 120%

Standard Source: Ultra **Standard ID:**

Element	WL/ Mass	True Conc	Ck6CCV 08/06/09 4:07 PM Found	% Rec	Ck6CCV 08/06/09 4:26 PM Found	% Rec	Ck6CCV 08/06/09 4:45 PM Found	% Rec	Ck6CCV 08/06/09 5:07 PM Found	% Rec	Found	% Rec
Mercury	253.7	5.0	5.35	**107.1**	5.17	**103.4**	5.32	**106.3**	5.30	**105.9**		

TestAmerica North Canton

Metals Data Reporting Form

Contract Required Detection Limit Standard

Instrument: CVAA **Units:** ug/L

Chart Number: hg40806a.prn **Acceptable Range:** 50% - 150%

Standard Source: Ultra **Standard ID:**

Element	WL/ Mass	True Conc	Ck4CRA\MRL 08/06/09 9:28 AM Found	% Rec	Found	% Rec	Found	% Rec	Found	% Rec	Found	% Rec
Mercury	253.7	0.2	0.22	111.2								

TestAmerica North Canton

Metals Data Reporting Form

Initial Calibration Blank Results

Instrument: CVAA **Units:** ug/L

Chart Number: hg40806a.prn

Standard Source: _____ **Standard ID:** _____

Element	WL/ Mass	Report Limit	Ck3ICB 08/06/09 9:26 AM Found	Q	Found	Q	Found	Q	Found	Q	Found	Q
Mercury	253.7	0.2	0.1	U								

U Result is less than the IDL

B Result is between IDL and RL

Form 3 Equivalent

TestAmerica North Canton

Metals Data Reporting Form

Continuing Calibration Blank Results

Instrument: CVAA **Units:** ug/L

Chart Number: hg40806a.prn

Standard Source: _____ **Standard ID:** _____

Element	WL/ Mass	Report Limit	Ck5CCB 08/06/09 2:43 PM Found	Q	Ck5CCB 08/06/09 3:04 PM Found	Q	Ck5CCB 08/06/09 3:18 PM Found	Q	Ck5CCB 08/06/09 3:27 PM Found	Q	Ck5CCB 08/06/09 3:49 PM Found	Q
Mercury	253.7	0.2	0.1	U	0.1	U	0.1	U	0.1	U	0.1	U

U Result is less than the IDL

B Result is between IDL and RL

Form 3 Equivalent

TestAmerica North Canton

Metals Data Reporting Form

Continuing Calibration Blank Results

Instrument: CVAA **Units:** ug/L

Chart Number: hg40806a.prn

Standard Source: _____ **Standard ID:** _____

Element	WL/ Mass	Report Limit	Ck5CCB 08/06/09 4:09 PM Found	Q	Ck5CCB 08/06/09 4:28 PM Found	Q	Ck5CCB 08/06/09 4:47 PM Found	Q	Ck5CCB 08/06/09 5:08 PM Found	Q	Found	Q
Mercury	253.7	0.2	0.1	U	0.1	U	0.1	U	0.1	U		

U Result is less than the IDL
B Result is between IDL and RL

Form 3 Equivalent

Instrument Upload — Run Log - Page 1

Started Wed Aug 12 07:21:23 2009 by DAVIESB

Data File: UPL$CAN_DATA_ROOT:<REP>I80811A.CSV;1

#	WorkOrder	Dilution	Date	Time	Batch	Lot	Instrument
1	STD1	1	11-AUG-2009	~~20:07:03~~ 09:28 8/14/09			I8
2	STD2	1	11-AUG-2009	09:32:14			I8
3	STD3	1	11-AUG-2009	09:36:55			I8
4	STD4	1	11-AUG-2009	09:40:59			I8
5	ICV	1	11-AUG-2009	09:45:07			I8
6	ICB	1	11-AUG-2009	09:49:24			I8
7	CRI	1	11-AUG-2009	09:52:22			I8
8	ICSA	1	11-AUG-2009	09:56:28			I8
9	ICSAB	1	11-AUG-2009	09:59:29			I8
10	CCV	1	11-AUG-2009	10:08:15			I8
11	CCB	1	11-AUG-2009	10:13:13			I8
12	LHK4CB	1	11-AUG-2009	10:23:39	9218026	A9H060000	I8
13	LHK4CC	1	11-AUG-2009	10:26:39	9218026	A9H060000	I8
14	LHQMHB	1	11-AUG-2009	10:31:06	9219018	A9H070000	I8
15	LHQMHC	1	11-AUG-2009	10:35:10	9219018	A9H070000	I8
16	LHK74F	10	11-AUG-2009	10:40:21	9219018	A9H060105	I8
17	LHK8TF	10	11-AUG-2009	10:44:35	9219018	A9H060105	I8
18	LHK8V	10	11-AUG-2009	10:48:40	9219018	A9H060105	I8
19	LHK8VF	10	11-AUG-2009	10:52:42	9219018	A9H060105	I8
20	LHQMRB	1	11-AUG-2009	10:56:47	9219022	A9H070000	I8
21	LHQMRC	1	11-AUG-2009	10:59:47	9219022	A9H070000	I8
22	CCV	1	11-AUG-2009	11:04:01			I8
23	CCB	1	11-AUG-2009	11:09:22			I8
24	LHLPJ	1	11-AUG-2009	11:12:23	9219022	A9H060171	I8
25	LHLQA	1	11-AUG-2009	11:17:00	9219022	A9H060181	I8
26	LHQMAB	1	11-AUG-2009	11:22:04	9219015	A9H070000	I8
27	LHQMAC	1	11-AUG-2009	11:26:05	9219015	A9H070000	I8
28	LHLHD	1	11-AUG-2009	11:30:48	9219015	9H06133	I8
29	LHLHJ	1	11-AUG-2009	11:34:50	9219015	9H06133	I8
30	LHLHK	1	11-AUG-2009	11:38:56	9219015	9H06133	I8
31	LHLHKS	1	11-AUG-2009	11:43:00	9219015	9H06133	I8
32	LHLHKD	1	11-AUG-2009	11:47:47	9219015	9H06133	I8
33	LHLHL	1	11-AUG-2009	11:52:48	9219015	9H06133	I8
34	CCV	1	11-AUG-2009	11:56:52			I8
35	CCB	1	11-AUG-2009	12:02:01			I8
36	LHLHM	1	11-AUG-2009	12:06:04	9219015	9H06133	I8
37	LHLHP	1	11-AUG-2009	12:10:08	9219015	9H06133	I8
38	LHLHQ	1	11-AUG-2009	12:14:13	9219015	9H06133	I8
39	LHLHQL	1	11-AUG-2009	12:18:18			I8
40	LHVX4B	1	11-AUG-2009	12:22:25	9222027	A9H100000	I8
41	LHVX4C	1	11-AUG-2009	12:26:33	9222027	A9H100000	I8
42	LHECWF	1	11-AUG-2009	12:31:17	9222027	A9H010102	I8
43	LHEC0F	1	11-AUG-2009	12:35:19	9222027	A9H010102	I8
44	LHEC1F	1	11-AUG-2009	12:39:24	9222027	A9H010102	I8

(continued)

#	WorkOrder	Dilution	Date	Time	Batch	Lot	Instrument
45	CCV	1	11-AUG-2009	12:43:28			I8
46	CCB	1	11-AUG-2009	12:48:14			I8
47	LHEC8F	1	11-AUG-2009	12:52:16	9222027	A9H010102	I8
48	LHEC9F	1	11-AUG-2009	12:56:20	9222027	A9H010102	I8
49	LHEDCF	1	11-AUG-2009	13:00:25	9222027	A9H010102	I8
50	LHEDDF	1	11-AUG-2009	13:04:29	9222027	A9H010102	I8
51	LHEDEF	1	11-AUG-2009	13:08:34	9222027	A9H010102	I8
52	LHEDFF	1	11-AUG-2009	13:12:39	9222027	A9H010102	I8
53	LHEDGF	1	11-AUG-2009	13:16:46	9222027	A9H010102	I8
54	LHEDJF	1	11-AUG-2009	13:20:50	9222027	A9H010102	I8
55	LHRVA	1	11-AUG-2009	13:24:52	9222027	A9H070203	I8
56	LHRVAS	1	11-AUG-2009	13:28:55	9222027	A9H070203	I8
57	CCV	1	11-AUG-2009	13:34:02			I8
58	CCB	1	11-AUG-2009	13:39:28			I8
59	LHRVAD	1	11-AUG-2009	13:42:25	9222027	A9H070203	I8
60	LHT6L	1	11-AUG-2009	13:46:59	9222027	9H05300	I8
61	LHT6LS	1	11-AUG-2009	13:51:00	9222027	9H05300	I8
62	LHT6LD	1	11-AUG-2009	13:56:15	9222027	9H05300	I8
63	LHT6LF	1	11-AUG-2009	14:01:49	9222027	9H05300	I8
64	LHT6LFS	1	11-AUG-2009	14:05:55	9222027	9H05300	I8
65	LHT6LFD	1	11-AUG-2009	14:11:07	9222027	9H05300	I8
66	LHT6P	1	11-AUG-2009	14:16:45	9222027	9H05300	I8
67	LHT6PF	1	11-AUG-2009	14:20:50	9222027	9H05300	I8
68	LHT6R	1	11-AUG-2009	14:24:55	9222027	9H05300	I8
69	CCV	1	11-AUG-2009	14:28:57			I8
70	CCB	1	11-AUG-2009	14:34:12			I8
71	LHT6RF	1	11-AUG-2009	14:38:14	9222027	9H05300	I8
72	LHT6RFL	1	11-AUG-2009	14:42:21			I8
73	LHXP6B	1	11-AUG-2009	14:46:23	9223218	A9H110000	I8
74	LHQMAB	1	11-AUG-2009	14:49:21	9219015	A9H070000	I8
75	LHXP6C	1	11-AUG-2009	14:52:34	9223218	A9H110000	I8
76	LHKMXR	1	11-AUG-2009	14:56:52	9223218	A9H050310	I8
77	LHKMXS	1	11-AUG-2009	14:59:53	9218026	A9H050310	I8
78	LHKMXD	1	11-AUG-2009	15:02:57	9218026	A9H050310	I8
79	LHJ43	5	11-AUG-2009	15:11:46	9218026	9H05228	I8
80	LHJ45	1	11-AUG-2009	15:15:52	9218026	9H05228	I8
81	CCV	1	11-AUG-2009	15:36:44			I8
82	CCB	1	11-AUG-2009	15:42:03			I8
83	LHH1V	20	11-AUG-2009	15:45:02	9219022	9H05104	I8
84	LHH1VL	1	11-AUG-2009	15:49:05			I8
85	LHH1VS	50	11-AUG-2009	15:53:08	9219022	9H05104	I8
86	LHH1VD	50	11-AUG-2009	15:57:12	9219022	9H05104	I8
87	LHK8W	1	11-AUG-2009	16:01:15	9219022	A9H060109	I8
88	LHK8X	1	11-AUG-2009	16:05:19	9219022	A9H060109	I8

(continued)

TestAmerica North Canton

Metals Data Reporting Form

Initial Calibration Verification Standard

Instrument: ICPMS **Units:** ug/L

Chart Number: I80811A.csv **Acceptable Range:** 90% - 110%

Standard Source: _____ **Standard ID:** _____

Element	WL/ Mass	True Conc	ICV 08/11/09 9:45 AM Found	% Rec	Found	% Rec	Found	% Rec	Found	% Rec	Found	% Rec
Antimony	121	80.0	79.70	**99.6**								
Arsenic	75	80.0	78.86	**98.6**								
Barium	137	80.0	79.75	**99.7**								
Beryllium	9	80.0	82.29	**102.9**								
Cadmium	111	80.0	81.45	**101.8**								
Chromium	52	80.0	80.73	**100.9**								
Cobalt	59	80.0	80.88	**101.1**								
Copper	65	80.0	81.98	**102.5**								
Iron	56	20000.0	19970.00	**99.9**								
Lead	208	80.0	79.10	**98.9**								
Manganese	55	400.0	404.10	**101.0**								
Molybdenum	95	80.0	81.92	**102.4**								
Nickel	60	80.0	82.13	**102.7**								
Selenium	78	80.0	82.10	**102.6**								
Silver	107	80.0	83.62	**104.5**								
Thallium	205	80.0	79.83	**99.8**								
Vanadium	51	80.0	79.88	**99.8**								
Zinc	66	80.0	83.22	**104.0**								

TestAmerica North Canton

Metals Data Reporting Form

Continuing Calibration Verification

Instrument: ICPMS **Units:** ug/L

Chart Number: I80811A.csv **Acceptable Range:** 90% - 110%

Standard Source: _____ **Standard ID:** _____

Element	WL/ Mass	True Conc	CCV 08/11/09 10:08 AM Found	% Rec	CCV 2 08/11/09 11:56 AM Found	% Rec	CCV 3 08/11/09 12:43 PM Found	% Rec	CCV 4 08/11/09 1:34 PM Found	% Rec	CCV 5 08/11/09 2:28 PM Found	% Rec
Antimony	121	100.0	98.05	**98.0**	97.95	**98.0**	97.21	**97.2**	96.97	**97.0**	96.04	**96.0**
Arsenic	75	100.0	99.72	**99.7**	99.03	**99.0**	100.23	**100.2**	98.09	**98.1**	98.82	**98.8**
Barium	137	100.0	98.36	**98.4**	100.33	**100.3**	100.73	**100.7**	99.79	**99.8**	101.53	**101.5**
Beryllium	9	100.0	109.03	**109.0**	107.33	**107.3**	95.77	**95.8**	98.25	**98.2**	94.22	**94.2**
Cadmium	111	100.0	100.62	**100.6**	101.70	**101.7**	100.79	**100.8**	103.40	**103.4**	100.70	**100.7**
Chromium	52	100.0	99.12	**99.1**	100.17	**100.2**	99.55	**99.6**	99.54	**99.5**	98.76	**98.8**
Cobalt	59	100.0	100.27	**100.3**	101.03	**101.0**	100.82	**100.8**	101.67	**101.7**	100.15	**100.2**
Copper	65	100.0	102.17	**102.2**	103.27	**103.3**	101.90	**101.9**	103.10	**103.1**	102.17	**102.2**
Iron	56	25000.0	24910.00	**99.6**	25456.67	**101.8**	25563.33	**102.3**	25660.00	**102.6**	25720.00	**102.9**
Lead	208	100.0	98.08	**98.1**	101.67	**101.7**	100.96	**101.0**	103.17	**103.2**	103.03	**103.0**
Manganese	55	500.0	500.33	**100.1**	504.93	**101.0**	495.97	**99.2**	499.27	**99.9**	500.07	**100.0**
Molybdenum	95	100.0	104.13	**104.1**	104.67	**104.7**	103.43	**103.4**	105.27	**105.3**	103.47	**103.5**
Nickel	60	100.0	101.37	**101.4**	102.60	**102.6**	100.91	**100.9**	101.66	**101.7**	101.20	**101.2**
Selenium	78	100.0	98.67	**98.7**	101.80	**101.8**	101.33	**101.3**	101.29	**101.3**	101.23	**101.2**
Silver	107	100.0	101.43	**101.4**	103.43	**103.4**	101.90	**101.9**	104.90	**104.9**	102.43	**102.4**
Thallium	205	100.0	98.04	**98.0**	98.81	**98.8**	98.92	**98.9**	100.47	**100.5**	99.77	**99.8**
Vanadium	51	100.0	98.65	**98.7**	98.66	**98.7**	98.50	**98.5**	97.75	**97.8**	96.86	**96.9**
Zinc	66	100.0	101.57	**101.6**	103.37	**103.4**	102.83	**102.8**	103.33	**103.3**	102.57	**102.6**

TestAmerica North Canton

Metals Data Reporting Form

Continuing Calibration Verification

Instrument: ICPMS **Units:** ug/L

Chart Number: I80811A.csv **Acceptable Range:** 90% - 110%

Standard Source: **Standard ID:**

Element	WL/ Mass	True Conc	CCV 6 08/11/09 3:36 PM Found	% Rec	Found	% Rec	Found	% Rec	Found	% Rec	Found	% Rec
Antimony	121	100.0	94.56	**94.6**								
Arsenic	75	100.0	98.27	**98.3**								
Barium	137	100.0	101.53	**101.5**								
Beryllium	9	100.0	96.25	**96.3**								
Cadmium	111	100.0	99.58	**99.6**								
Chromium	52	100.0	97.27	**97.3**								
Cobalt	59	100.0	99.89	**99.9**								
Copper	65	100.0	101.57	**101.6**								
Iron	56	25000.0	25423.33	**101.7**								
Lead	208	100.0	101.63	**101.6**								
Manganese	55	500.0	494.00	**98.8**								
Molybdenum	95	100.0	102.43	**102.4**								
Nickel	60	100.0	100.70	**100.7**								
Selenium	78	100.0	100.00	**100.0**								
Silver	107	100.0	102.10	**102.1**								
Thallium	205	100.0	97.67	**97.7**								
Vanadium	51	100.0	95.75	**95.8**								
Zinc	66	100.0	100.04	**100.0**								

TestAmerica North Canton

Metals Data Reporting Form

Contract Required Detection Limit Standard

Instrument: ICPMS **Units:** ug/L

Chart Number: I80811A.csv **Acceptable Range:** 50% - 150%

Standard Source: _____ **Standard ID:** _____

Element	WL/ Mass	True Conc	CRI 08/11/09 9:52 AM Found	% Rec	Found	% Rec	Found	% Rec	Found	% Rec	Found	% Rec
Antimony	121	2.0	2.30	**114.8**								
Arsenic	75	2.0	2.18	**109.0**								
Barium	137	1.0	1.11	**111.3**								
Beryllium	9	1.0	1.08	**108.4**								
Cadmium	111	0.5	0.54	**107.5**								
Chromium	52	2.0	2.13	**106.5**								
Cobalt	59	1.0	1.11	**110.9**								
Copper	65	2.0	2.31	**115.5**								
Iron	56	50.0	63.70	**127.4**								
Lead	208	1.0	1.05	**105.4**								
Manganese	55	1.0	1.19	**118.9**								
Molybdenu	95	10.0	10.50	**105.0**								
Nickel	60	2.0	2.20	**110.2**								
Selenium	78	2.0	2.27	**113.3**								
Silver	107	0.5	0.58	**115.7**								
Thallium	205	1.0	0.97	**97.0**								
Vanadium	51	5.0	5.19	**103.8**								
Zinc	66	10.0	11.93	**119.3**								

TestAmerica North Canton

Metals Data Reporting Form

Initial Calibration Blank Results

Instrument: ICPMS **Units:** ug/L

Chart Number: I80811A.csv

Standard Source: _____ **Standard ID:** _____

Element	WL/ Mass	Report Limit	ICB 08/11/09 9:49 AM Found	Q	Found	Q	Found	Q	Found	Q	Found	Q
Antimony	121	2	**0.31**	**B**								
Arsenic	75	5	0.21	U								
Barium	137	1	0.052	U								
Beryllium	9	1	0.037	U								
Cadmium	111	1	0.027	U								
Chromium	52	2	0.066	U								
Cobalt	59	1	0.033	U								
Copper	65	2	0.064	U								
Iron	56	50	11	U								
Lead	208	1	0.034	U								
Manganese	55	1	0.14	U								
Molybdenum	95	2	0.2	U								
Nickel	60	2	0.1	U								
Selenium	78	5	0.14	U								
Silver	107	1	0.033	U								
Thallium	205	1	0.12	U								
Vanadium	51	20	0.6	U								
Zinc	66	20	0.85	U								

U Result is less than the IDL

B Result is between IDL and RL

TestAmerica North Canton

Metals Data Reporting Form

Continuing Calibration Blank Results

Instrument: ICPMS **Units:** ug/L

Chart Number: I80811A.csv

Standard Source: _____ **Standard ID:** _____

Element	WL/ Mass	Report Limit	CCB 08/11/09 10:13 AM Found	Q	CCB 2 08/11/09 12:02 PM Found	Q	CCB 3 08/11/09 12:48 PM Found	Q	CCB 4 08/11/09 1:39 PM Found	Q	CCB 5 08/11/09 2:34 PM Found	Q
Antimony	121	2	0.055	U	0.055	U	0.055	U	0.055	U	0.055	U
Arsenic	75	5	0.21	U	**-0.22**	**B**	0.21	U	0.21	U	**-0.27**	**B**
Barium	137	1	0.052	U	0.052	U	0.052	U	0.052	U	0.052	U
Beryllium	9	1	0.037	U	0.037	U	0.037	U	0.037	U	0.037	U
Cadmium	111	1	0.027	U	0.027	U	0.027	U	**0.037**	**B**	**0.042**	**B**
Chromium	52	2	0.066	U	**-0.14**	**B**	**-0.12**	**B**	0.066	U	**-0.11**	**B**
Cobalt	59	1	0.033	U	0.033	U	0.033	U	0.033	U	**0.04**	**B**
Copper	65	2	0.064	U	0.064	U	0.064	U	0.064	U	0.064	U
Iron	56	50	11	U	11	U	11	U	11	U	**11.1**	**B**
Lead	208	1	**0.038**	**B**	**0.058**	**B**	**0.044**	**B**	**0.048**	**B**	**0.06**	**B**
Manganese	55	1	0.14	U	0.14	U	0.14	U	0.14	U	0.14	U
Molybdenum	95	2	**0.58**	**B**	0.2	U	0.2	U	0.2	U	0.2	U
Nickel	60	2	0.1	U	0.1	U	0.1	U	0.1	U	0.1	U
Selenium	78	5	0.14	U	0.14	U	0.14	U	0.14	U	0.14	U
Silver	107	1	0.033	U	0.033	U	0.033	U	0.033	U	**0.039**	**B**
Thallium	205	1	0.12	U	**0.12**	**B**	**0.12**	**B**	**0.13**	**B**	**0.15**	**B**
Vanadium	51	20	0.6	U	0.6	U	0.6	U	0.6	U	0.6	U
Zinc	66	20	0.85	U	0.85	U	0.85	U	0.85	U	0.85	U

U Result is less than the IDL

B Result is between IDL and RL

Form 3 Equivalent

TestAmerica North Canton

Metals Data Reporting Form

Continuing Calibration Blank Results

Instrument: ICPMS **Units:** ug/L

Chart Number: I80811A.csv

Standard Source: _____ **Standard ID:** _____

Element	WL/ Mass	Report Limit	CCB 6 08/11/09 3:42 PM Found	Q	Found	Q	Found	Q	Found	Q	Found	Q
Antimony	121	2	0.055	U								
Arsenic	75	5	-0.62	B								
Barium	137	1	0.052	U								
Beryllium	9	1	0.037	U								
Cadmium	111	1	0.027	U								
Chromium	52	2	0.068	B								
Cobalt	59	1	0.033	U								
Copper	65	2	0.064	U								
Iron	56	50	11	U								
Lead	208	1	0.034	U								
Manganese	55	1	-0.29	B								
Molybdenum	95	2	0.2	U								
Nickel	60	2	0.1	U								
Selenium	78	5	0.14	U								
Silver	107	1	0.033	U								
Thallium	205	1	0.12	U								
Vanadium	51	20	0.6	U								
Zinc	66	20	0.85	U								

U Result is less than the IDL

B Result is between IDL and RL

Form 3 Equivalent

Instrument Upload — Run Log - Page 1

Started Thu Aug 13 04:39:40 2009 by DAVIESB

Data File: UPL$CAN_DATA_ROOT:<REP>I80812A.CSV;1

#	WorkOrder	Dilution	Date	Time	Batch	Lot	Instrument
1	STD1	1	12-AUG-2009	~~10:35:56~~ 09:44 BLD 8/13/09	9223022	9H05300	I8
2	STD2	1	12-AUG-2009	09:47:46			I8
3	STD3	1	12-AUG-2009	09:54:03			I8
4	STD4	1	12-AUG-2009	09:58:14			I8
5	ICV	1	12-AUG-2009	10:03:42			I8
6	ICB	1	12-AUG-2009	10:10:00			I8
7	CRI	1	12-AUG-2009	10:14:02			I8
8	ICSA	1	12-AUG-2009	10:18:07			I8
9	ICSAB	1	12-AUG-2009	10:21:16			I8
10	CCV	1	12-AUG-2009	10:28:56			I8
11	CCB	1	12-AUG-2009	10:35:15			I8
12	LHK3RB	1	12-AUG-2009	10:38:13	9218017	A9H060000	I8
13	LHK3RC	1	12-AUG-2009	10:41:12	9218017	A9H060000	I8
14	LHJXA	1	12-AUG-2009	10:47:32	9218017	A9H050198	I8
15	LHJXAF	1	12-AUG-2009	10:51:37	9218017	A9H050198	I8
16	LHJ4CF	1	12-AUG-2009	10:55:48	9218017	A9H050221	I8
17	LHJX6	1	12-AUG-2009	10:59:52	9218017	A9H050207	I8
18	LHKK6	1	12-AUG-2009	11:04:01	9218017	9H05300	I8
19	LHKK6F	1	12-AUG-2009	11:08:11	9218017	9H05300	I8
20	LHKK6X	1	12-AUG-2009	11:12:16	9218017	9H05300	I8
21	LHKK6S	1	12-AUG-2009	11:16:22	9218017	9H05300	I8
22	CCV	1	12-AUG-2009	11:22:40			I8
23	CCB	1	12-AUG-2009	11:28:58			I8
24	LHKLJ	1	12-AUG-2009	11:33:04	9218017	9H05300	I8
25	LHKLJF	1	12-AUG-2009	11:37:12	9218017	9H05300	I8
26	LHKLL	1	12-AUG-2009	11:41:21	9218017	9H05300	I8
27	LHKLLF	1	12-AUG-2009	11:45:23	9218017	9H05300	I8
28	LHKLP	1	12-AUG-2009	11:49:27	9218017	9H05300	I8
29	LHKLPF	1	12-AUG-2009	11:53:30	9218017	9H05300	I8
30	LHKLR	1	12-AUG-2009	11:57:39	9218017	9H05300	I8
31	LHKLRF	1	12-AUG-2009	12:01:42	9218017	9H05300	I8
32	LHKLV	1	12-AUG-2009	12:05:46	9218017	9H05300	I8
33	LHKLVF	1	12-AUG-2009	12:09:49	9218017	9H05300	I8
34	CCV	1	12-AUG-2009	12:13:52			I8
35	CCB	1	12-AUG-2009	12:19:48			I8
36	LHKLVFL	1	12-AUG-2009	12:23:51			I8
37	LHM81	1	12-AUG-2009	12:27:58	9219018	9H05104	I8
38	LHNAD	1	12-AUG-2009	12:32:03	9219018	9H05104	I8
39	LHNG1F	5	12-AUG-2009	12:36:08	9219018	A9H060261	I8
40	LHL70	1	12-AUG-2009	12:40:16	9219018	A9H060206	I8
41	LHMEQ	1	12-AUG-2009	12:50:22	9219018	A9H060206	I8
42	LHMEQS	1	12-AUG-2009	12:53:22	9219018	A9H060206	I8
43	LHMEQD	1	12-AUG-2009	12:59:37	9219018	A9H060206	I8
44	LHMGC	1	12-AUG-2009	13:05:55	9219018	A9H060206	I8

(continued)

#	WorkOrder	Dilution	Date	Time	Batch	Lot	Instrument
45	LHMGP	1	12-AUG-2009	13:09:57	9219018	A9H060206	I8
46	CCV	1	12-AUG-2009	13:15:33			I8
47	CCB	1	12-AUG-2009	13:21:06			I8
48	LHMG2	1	12-AUG-2009	13:25:13	9219018	A9H060206	I8
49	LHMG3	1	12-AUG-2009	13:29:17	9219018	A9H060206	I8
50	LHT6P	5	12-AUG-2009	13:33:22	9222027	9H05300	I8
51	LHJ43	20	12-AUG-2009	13:37:26	9218026	9H05228	I8
52	LHJ46	100	12-AUG-2009	13:41:33	9218026	9H05228	I8
53	LHJ47	20	12-AUG-2009	13:45:39	9218026	9H05228	I8
54	LHJ47L	100	12-AUG-2009	13:49:46			I8
55	LHJ5D	20	12-AUG-2009	13:53:49	9218026	9H05228	I8
56	LHJ5E	100	12-AUG-2009	13:57:51	9218026	9H05228	I8
57	LH068B	1	12-AUG-2009	14:01:55	9224013	A9H120000	I8
58	CCV	1	12-AUG-2009	14:05:58			I8
59	CCB	1	12-AUG-2009	14:11:25			I8
60	LH068C	1	12-AUG-2009	14:14:23	9224013	A9H120000	I8
61	LH0M7	10	12-AUG-2009	14:30:18	9224013	A9H110239	I8
62	LH0M7L	1	12-AUG-2009	14:34:26			I8
63	LH0M7S	10	12-AUG-2009	14:38:29	9224013	A9H110239	I8
64	LH0M7D	10	12-AUG-2009	14:42:37	9224013	A9H110239	I8
65	LHLMR	5	12-AUG-2009	14:46:42	9219022	9H05228	I8
66	LHLM0	20	12-AUG-2009	14:50:58	9219022	9H05228	I8
67	LHLNK	20	12-AUG-2009	14:55:02	9219022	9H05228	I8
68	LHLNM	20	12-AUG-2009	14:59:07	9219022	9H05228	I8
69	LHLNN	20	12-AUG-2009	15:03:10	9219022	9H05228	I8
70	CCV	1	12-AUG-2009	15:07:12			I8
71	CCB	1	12-AUG-2009	15:12:53			I8
72	LHLNR	20	12-AUG-2009	15:16:56	9219022	9H05228	I8
73	LHLNT	5	12-AUG-2009	15:21:00	9219022	9H05228	I8
74	LHXDWB	1	12-AUG-2009	15:25:08	9223021	A9H110000	I8
75	LHXDWC	1	12-AUG-2009	15:29:28	9223021	A9H110000	I8
76	LHV3X	1	12-AUG-2009	15:34:58	9223021	A9H100104	I8
77	LHV3XF	1	12-AUG-2009	15:39:12	9223021	A9H100104	I8
78	LHQ46	1	12-AUG-2009	15:43:20	9223021	A9H070125	I8
79	LHQ5D	1	12-AUG-2009	15:47:24	9223021	A9H070125	I8
80	LHQ5F	1	12-AUG-2009	15:51:29	9223021	A9H070125	I8
81	LHQ5G	1	12-AUG-2009	15:55:33	9223021	A9H070125	I8
82	CCV	1	12-AUG-2009	15:59:35			I8
83	CCB	1	12-AUG-2009	16:05:50			I8
84	LHQ5J	1	12-AUG-2009	16:09:53	9223021	A9H070125	I8
85	LHRC1	1	12-AUG-2009	16:13:56	9223021	A9H070160	I8
86	LHRDQ	1	12-AUG-2009	16:18:00	9223021	A9H070160	I8
87	LHRDX	1	12-AUG-2009	16:22:04	9223021	A9H070160	I8
88	LHRD1	1	12-AUG-2009	16:26:08	9223021	A9H070160	I8

(continued)

#	WorkOrder	Dilution	Date	Time	Batch	Lot	Instrument
89	LHRD3	1	12-AUG-2009	16:30:11	9223021	A9H070160	I8
90	LHRD3S	1	12-AUG-2009	16:34:20	9223021	A9H070160	I8
91	LHRD3D	1	12-AUG-2009	16:40:13	9223021	A9H070160	I8
92	LHREL	1	12-AUG-2009	16:46:31	9223021	A9H070160	I8
93	LHREQ	1	12-AUG-2009	16:50:36	9223021	A9H070160	I8
94	CCV	1	12-AUG-2009	16:54:39			I8
95	CCB	1	12-AUG-2009	17:00:56			I8
96	LHRET	1	12-AUG-2009	17:05:07	9223021	A9H070160	I8
97	LHRETL	1	12-AUG-2009	17:09:17			I8
98	LHKLP	1	12-AUG-2009	17:13:21	9218017	9H05300	I8
99	CCV	1	12-AUG-2009	17:17:24			I8
100	CCB	1	12-AUG-2009	17:23:16			I8
101	LHXD0B	1	12-AUG-2009	17:27:18	9223022	A9H110000	I8
102	LHXD0C	1	12-AUG-2009	17:31:23	9223022	A9H110000	I8
103	LHRQM	1	12-AUG-2009	17:37:11	9223022	9H05300	I8
104	LHRQMX	1	12-AUG-2009	17:41:18	9223022	9H05300	I8
105	LHRQMS	1	12-AUG-2009	17:45:22	9223022	9H05300	I8
106	LHRQMF	1	12-AUG-2009	17:51:28	9223022	9H05300	I8
107	LHRQMFX	1	12-AUG-2009	17:55:32	9223022	9H05300	I8
108	LHRQMFS	1	12-AUG-2009	17:59:41	9223022	9H05300	I8
109	LHRQ0	1	12-AUG-2009	18:05:41	9223022	9H05300	I8
110	LHRQ0F	1	12-AUG-2009	18:09:47	9223022	9H05300	I8
111	CCV	1	12-AUG-2009	18:13:51			I8
112	CCB	1	12-AUG-2009	18:19:41			I8
113	LHRQ9	1	12-AUG-2009	18:23:44	9223022	9H05300	I8
114	LHRQ9F	1	12-AUG-2009	18:27:48	9223022	9H05300	I8
115	LHRRD	1	12-AUG-2009	18:31:52	9223022	9H05300	I8
116	LHRRDF	1	12-AUG-2009	18:35:56	9223022	9H05300	I8
117	LHRTP	1	12-AUG-2009	18:40:06	9223022	9H05300	I8
118	LHRTPF	1	12-AUG-2009	18:44:10	9223022	9H05300	I8
119	LHRTQ	1	12-AUG-2009	18:48:14	9223022	9H05300	I8
120	LHRTQF	1	12-AUG-2009	18:52:18	9223022	9H05300	I8
121	LHRTQFL	1	12-AUG-2009	18:56:25			I8
122	CCV	1	12-AUG-2009	19:00:33			I8
123	CCB	1	12-AUG-2009	19:06:01			I8

End of Report

TestAmerica North Canton

Metals Data Reporting Form

Continuing Calibration Verification

Instrument: ICPMS **Units:** ug/L

Chart Number: I80813A.csv **Acceptable Range:** 90% - 110%

Standard Source: _____ **Standard ID:** _____

Element	WL/ Mass	True Conc	CCV 08/13/09 11:16 AM Found	% Rec	CCV 1 08/13/09 12:15 PM Found	% Rec	CCV 2 08/13/09 1:06 PM Found	% Rec	CCV 3 08/13/09 1:57 PM Found	% Rec	CCV 4 08/13/09 2:48 PM Found	% Rec
Copper	65	100.0	102.23	**102.2**	102.60	**102.6**	102.03	**102.0**	102.20	**102.2**	101.60	**101.6**
Manganese	55	500.0	503.30	**100.7**	498.77	**99.8**	496.20	**99.2**	499.97	**100.0**	495.63	**99.1**
Nickel	60	100.0	101.82	**101.8**	101.78	**101.8**	101.92	**101.9**	100.96	**101.0**	100.90	**100.9**
Zinc	66	100.0	103.40	**103.4**	103.80	**103.8**	103.13	**103.1**	102.43	**102.4**	101.67	**101.7**

TestAmerica North Canton

Metals Data Reporting Form

Contract Required Detection Limit Standard

Instrument: ICPMS **Units:** ug/L

Chart Number: I80813A.csv **Acceptable Range:** 50% - 150%

Standard Source: _____ **Standard ID:** _____

Element	WL/ Mass	True Conc	CRI 08/13/09 11:02 AM Found	% Rec	Found	% Rec	Found	% Rec	Found	% Rec	Found	% Rec
Copper	65	2.0	2.26	**113.2**								
Manganese	55	1.0	1.17	**116.8**								
Nickel	60	2.0	2.32	**115.9**								
Zinc	66	10.0	12.22	**122.2**								

TestAmerica North Canton

Metals Data Reporting Form

Initial Calibration Blank Results

Instrument: ICPMS **Units:** ug/L

Chart Number: I80813A.csv

Standard Source: _____ **Standard ID:** _____

Element	WL/ Mass	Report Limit	ICB 08/13/09 10:59 AM Found	Q	Found	Q	Found	Q	Found	Q	Found	Q
Copper	65	2	0.064	U								
Manganese	55	1	0.14	U								
Nickel	60	2	0.1	U								
Zinc	66	20	0.85	U								

U Result is less than the IDL

B Result is between IDL and RL

Form 3 Equivalent

TestAmerica North Canton

Metals Data Reporting Form

Continuing Calibration Blank Results

Instrument: ICPMS **Units:** ug/L

Chart Number: I80813A.csv

Standard Source: _____ **Standard ID:** _____

Element	WL/ Mass	Report Limit	CCB 08/13/09 11:22 AM Found	Q	CCB 1 08/13/09 12:20 PM Found	Q	CCB 2 08/13/09 1:12 PM Found	Q	CCB 3 08/13/09 2:02 PM Found	Q	CCB 4 08/13/09 2:53 PM Found	Q
Copper	65	2	0.064	U	0.064	U	0.064	U	0.064	U	**0.11**	**B**
Manganese	55	1	0.14	U	0.14	U	0.14	U	0.14	U	**0.19**	**B**
Nickel	60	2	0.1	U	0.1	U	0.1	U	0.1	U	**0.11**	**B**
Zinc	66	20	0.85	U	0.85	U	0.85	U	0.85	U	0.85	U

U Result is less than the IDL

B Result is between IDL and RL

Form 3 Equivalent

TestAmerica North Canton

Metals Data Reporting Form

Interference Check Standard A

Instrument: ICPMS **Units:** ug/L

Chart Number: I80813A.csv **Acceptable Range:** 0% - 0%

Standard Source: **Standard ID:**

Element	WL/ Mass	Reporting Limit	True Conc	ICSA 08/13/09 11:06 AM Found	Found	Found	Found	Found
Copper	65	2		0.140				
Manganese	55	1		1				
Nickel	60	2		0.340				
Zinc	66	20		3				

U Result is less than the IDL

B Result is between IDL and RL

Form 4 Equivalent

TestAmerica North Canton

Metals Data Reporting Form

Interference Check Standard AB

Instrument: ICPMS **Units:** ug/L

Chart Number: I80813A.csv **Acceptable Range:** 50% - 150%

Standard Source: **Standard ID:**

Element	WL/ Mass	True Conc	ICSAB 08/13/09 11:10 AM Found	% Rec	Found	% Rec	Found	% Rec	Found	% Rec	Found	% Rec
Copper	65	100	101.1	**101.1**								
Manganese	55	100	104.4	**104.4**								
Nickel	60	100	101.3	**101.3**								
Zinc	66	100	104.7	**104.7**								

: Instrument Upload Run Log - Page 1 :
: Started Tue Aug 18 09:00:14 2009 by DAVIESB :
: Data File: UPL$CAN_DATA_ROOT:<REP>I80818A.CSV;1 :

#	WorkOrder	Dilution	Date	Time	Batch	Lot	Instrument
1	STD1	1	18-AUG-2009	10:56:52			I8
2	STD2	1	18-AUG-2009	10:58:38			I8
3	STD3	1	18-AUG-2009	11:01:14			I8
4	STD4	1	18-AUG-2009	11:03:10			I8
5	ICV	1	18-AUG-2009	11:05:48			I8
6	ICB	1	18-AUG-2009	11:08:49			I8
7	CRI	1	18-AUG-2009	11:10:31			I8
8	ICSA	1	18-AUG-2009	11:13:10			I8
9	ICSAB	1	18-AUG-2009	11:15:28			I8
10	CCV	1	18-AUG-2009	11:18:32			I8
11	CCB	1	18-AUG-2009	11:21:30			I8
12	LHKLL	10	18-AUG-2009	11:23:13	9218017	9H05300	I8
13	LHKLLF	10	18-AUG-2009	11:25:51	9218017	9H05300	I8
14	CCV	1	18-AUG-2009	11:29:13			I8
15	CCB	1	18-AUG-2009	11:32:53			I8

End of Report

TestAmerica North Canton

Metals Data Reporting Form

Initial Calibration Verification Standard

Instrument: ICPMS **Units:** ug/L

Chart Number: I80818A.csv **Acceptable Range:** 90% - 110%

Standard Source: _____ **Standard ID:** _____

Element	WL/ Mass	True Conc	ICV 08/18/09 11:05 AM Found	% Rec	Found	% Rec	Found	% Rec	Found	% Rec	Found	% Rec
Manganese	55	400.0	404.70	**101.2**								

TestAmerica North Canton

Metals Data Reporting Form

Continuing Calibration Verification

Instrument: ICPMS **Units:** ug/L

Chart Number: I80818A.csv **Acceptable Range:** 90% - 110%

Standard Source: _____ **Standard ID:** _____

Element	WL/ Mass	True Conc	CCV 08/18/09 11:18 AM Found	CCV 08/18/09 11:18 AM % Rec	CCV 1 08/18/09 11:29 AM Found	CCV 1 08/18/09 11:29 AM % Rec	Found	% Rec	Found	% Rec	Found	% Rec
Manganese	55	500.0	502.93	**100.6**	500.13	**100.0**						

TestAmerica North Canton

Metals Data Reporting Form

Contract Required Detection Limit Standard

Instrument: ICPMS **Units:** ug/L

Chart Number: I80818A.csv **Acceptable Range:** 50% - 150%

Standard Source: **Standard ID:**

Element	WL/ Mass	True Conc	CRI 08/18/09 11:10 AM Found	% Rec	Found	% Rec	Found	% Rec	Found	% Rec	Found	% Rec
Manganese	55	1.0	0.96	**96.1**								

TestAmerica North Canton

Metals Data Reporting Form

Initial Calibration Blank Results

Instrument: ICPMS **Units:** ug/L

Chart Number: I80818A.csv

Standard Source: _____ **Standard ID:** _____

Element	WL/ Mass	Report Limit	ICB 08/18/09 11:08 AM Found	Q	Found	Q	Found	Q	Found	Q	Found	Q
Manganese	55	1	0.14	U								

TestAmerica North Canton

Metals Data Reporting Form

Continuing Calibration Blank Results

Instrument: ICPMS **Units:** ug/L

Chart Number: I80818A.csv

Standard Source: _____ **Standard ID:** _____

Element	WL/ Mass	Report Limit	CCB 08/18/09 11:21 AM Found	Q	CCB 1 08/18/09 11:32 AM Found	Q	Found	Q	Found	Q	Found	Q
Manganese	55	1	0.14	U	0.14	U						

5.04.5

U Result is less than the IDL

B Result is between IDL and RL

Form 3 Equivalent

METHOD BLANK REPORT

General Chemistry

Client Lot #...: 9H05300 **Matrix.....:** WATER

PARAMETER	RESULT	REPORTING LIMIT	UNITS	METHOD	PREPARATION-ANALYSIS DATE	PREP BATCH #
Chloride		Work Order #: LH1J61AA		MB Lot-Sample #:	A9H120000-131	
	ND	1.0	mg/L	MCAWW 300.0A	08/11/09	9224131
		Dilution Factor: 1				
Nitrate as N		Work Order #: LHXED1AA		MB Lot-Sample #:	A9H110000-035	
	ND	0.10	mg/L	MCAWW 300.0A	08/07/09	9223035
		Dilution Factor: 1				
Nitrite as N		Work Order #: LHXEE1AA		MB Lot-Sample #:	A9H110000-036	
	ND	0.10	mg/L	MCAWW 300.0A	08/07/09	9223036
		Dilution Factor: 1				
Nitrogen, as Ammonia		Work Order #: LH1P61AA		MB Lot-Sample #:	A9H120000-191	
	ND	0.20	mg/L	MCAWW 350.3	08/12/09	9224191
		Dilution Factor: 1				
Phosphate as P, Ortho		Work Order #: LHXEF1AA		MB Lot-Sample #:	A9H110000-037	
	ND	0.50	mg/L	MCAWW 300.0A	08/07/09	9223037
		Dilution Factor: 1				
Sulfate		Work Order #: LH1H11AA		MB Lot-Sample #:	A9H120000-124	
	ND	1.0	mg/L	MCAWW 300.0A	08/11/09	9224124
		Dilution Factor: 1				
Total Alkalinity	**3.5 B**	Work Order #: LHTV91AA		MB Lot-Sample #:	A9H080000-020	
		5.0	**mg/L**	**MCAWW 310.1**	**08/07/09**	**9220020**
		Dilution Factor: 1				
Total Dissolved Solids		Work Order #: LH0N31AA		MB Lot-Sample #:	A9H110000-426	
	ND	10.0	mg/L	MCAWW 160.1	08/11-08/12/09	9223426
		Dilution Factor: 1				

NOTE(S):

Calculations are performed before rounding to avoid round-off errors in calculated results.

B Estimated result. Result is less than RL.

METHOD BLANK REPORT

General Chemistry

Client Lot #...: 9H05300 **Matrix.....:** WATER

PARAMETER	RESULT	REPORTING LIMIT	UNITS	METHOD	PREPARATION-ANALYSIS DATE	PREP BATCH #
Dissolved Organic Carbon		Work Order #: LHX7J1AA		MB Lot-Sample #:	A9H110000-300	
	ND	1.0	mg/L	SW846 9060	08/11/09	9223300
		Dilution Factor: 1				

NOTE(S):

Calculations are performed before rounding to avoid round-off errors in calculated results.

SAMPLE DUPLICATE EVALUATION REPORT

General Chemistry

Client Lot #...: A9H050300 **Work Order #...:** LHQ2F-SMP LHQ2F-DUP **Matrix.....:** WATER

Date Sampled...: 08/05/09 15:00 **Date Received..:** 08/07/09

PARAM	RESULT	DUPLICATE RESULT	UNITS	RPD	RPD LIMIT	METHOD	PREPARATION-ANALYSIS DATE	PREP BATCH #
Total Dissolved Solids						SD Lot-Sample #: A9H070118-001		
	968	992	mg/L	2.4	(0-20)	MCAWW 160.1	08/11-08/12/09	9223426

Dilution Factor: 1

Test America

310.1

1859

9320020

Analyst_____
LCS _____
Date _____

Sample Name	Run Date	Run Time	Conductivity	pH	P-Alk	Total Alk	BiCarbonate	Carbonate	Hydroxide	Fluoride	Acid Volume	Acidity
PH 7	08/07/2009	5:36 PM	0000.00	7.0145	0.0000	0.0000	0.0000	0.0000	0.0000	0.0000	.00	.00
BLANK	08/07/2009	5:45 PM	0000.00	7.3972	0.0000	3.5370	3.5370	0.0000	0.0000	0.0000	.00	.00
LCS TV = 42.9	08/07/2009	5:56 PM	0000.00	8.9224	17.7672	40.7946	5.2602	35.5344	0.0000	0.0000	.00	.00
LHQ53	08/07/2009	6:40 PM	0000.00	8.2741	0.0000	1748.4440	1748.4440	0.0000	0.0000	0.0000	.00	.00
LHQ53-X	08/07/2009	7:26 PM	0000.00	11.8870	1705.4634	1813.2174	0.0000	215.5081	1597.7094	0.0000	.00	.00
LHRRD	08/07/2009	7:36 PM	0000.00	6.5225	0.0000	71.4217	71.4217	0.0000	0.0000	0.0000	.00	.00
LHRRD MS	08/07/2009	7:54 PM	0000.00	7.8172	0.0000	478.4163	478.4163	0.0000	0.0000	0.0000	.00	.00
LHRRD MSD	08/07/2009	8:12 PM	0000.00	7.9203	3.1005	480.2876	474.0866	6.2009	0.0000	0.0000	.00	.00
LHRTP	08/07/2009	8:21 PM	0000.00	5.7323	0.0000	8.9206	8.9206	0.0000	0.0000	0.0000	.00	.00
LGXR4 RERUN	08/07/2009	8:43 PM	0000.00	7.7884	0.0000	729.2795	729.2795	0.0000	0.0000	0.0000	.00	.00
PH 7-2	08/07/2009	8:49 PM	0000.00	6.9754	0.0000	0.0000	0.0000	0.0000	0.0000	0.0000	.00	.00

North Canton

Test America

1860

Analyst_____
LCS _____
Date _____

Sample Name	Run Date	Run Time	Conductivity	pH	P-Alk	Total Alk	BiCarbonate	Carbonate	Hydroxide	Fluoride	Acid Volume	Acidity
PH 10	08/07/2009	3:38 PM	0000.00	10.0088	0.0000	0.0000	0.0000	0.0000	0.0000	0.0000	.00	.00
PH 7 42.9	08/07/2009	3:43 PM	0000.00	7.0165	0.0000	0.0000	0.0000	0.0000	0.0000	0.0000	.00	.00
LCS P~~166506 TV70.7~~	08/07/2009	3:55 PM	0000.00	8.9057	22.3547	48.3243	3.6150	44.7093	0.0000	0.0000	.00	.00
BLANK	08/07/2009	4:05 PM	0000.00	8.4467	0.0000	3.6177	3.6177	0.0000	0.0000	0.0000	.00	.00
PH 7-1	08/07/2009	4:11 PM	0000.00	7.0103	0.0000	0.0000	0.0000	0.0000	0.0000	0.0000	.00	.00

North Canton

Calibration Report

Calibration Record # 3933

Calibration Settings

Calibration ID	PH CAL 4-7	Date	08/07/2009
Channel	1	Time	3:32 PM
Probe Type	pH	Temperature	297.37 K 24.22 C
Probe ID	PH ELECTRODE WCP-39	Analysis Type	Single Line Fit

Calibration Results

Slope	-59.323	CorrCoeff	1.0000
Intercept	-11.590	Equation: Y = (-59.323) X + (-11.590)	

Calibration Validity True Operator A

	Result	Minimum	Maximum
Slope	-59.323	-250.00	-45.00
Intercept	-11.590	-800.00	200.00
Correlation Coefficient	1.0000	1.00	1.00

Note: "True" means the calibration was within the specified ranges
"False" means the calibration was NOT within the specified ranges

Calibration Data	**Standard**	**Reading**
	4.00	166.38 G49519
	7.00	-11.59 H16502
	pH 10 ⟶	H02521

H_2SO_4 WR90710..0201 MFG. 7.20.09.
~~CCV~~ MM 8/4/09
ACS. ~~PH05-506~~ P167-506
MS/MSR AL9002 TV=42.9

CALRPRTLive1.SRW
Copyright Hinterland Software Ltd.

North Canton 1861

9223030-1-2-3-4-5-6-7

Method: 300, 9056

TestAmerica
North Canton
Ion Chromatography

SEQUENCE: \\cansvr11\chem\WET\ic120.i\080709.b\DX120.m Instrument : ic120.i LEVEL 1 _____ DATE: 8-10-09 Date Analyzed: 8/7/2009

LEVEL 2 C2/OC DATE: 8/13/09 Units: mg/L or mg/Kg

Inj #	Inj. Date	Sample ID	Matrix	Dil	FLUORIDE		CHLORIDE		NITRITE		BROMIDE		NITRATE-N		O-PHOS-P		SULFATE	
					RL	Result	RL	Result	RL	Result	RL	Result	RL	Result	RL	Result	RL	Result
		RLs:>>			1		1		0.5		0.5		0.5		0.5		1	
	30-Jul-09	Highest Cal Std conc & area			10	107836439	200	1.963E+09	10	160875925	40	123875069	10	174884920	10	67735362	200	1.286E+09
1	8/7/2009 10:21	ICV	L	1	P 104%	2.60	P 109%	54.70	P 96%	2.40	P 101%	10.10	P 104%	2.60	P 92%	2.30	P 102%	51.10
2	8/7/2009 10:37	ICB	L	1	P< 1	ND	P< 1	ND	P< 0.5	ND	P< 0.5	ND	P< 0.1	ND	P< 0.5	ND	P< 1	ND
3	8/7/2009 10:54	LCS	L	1	P 104%	2.60	P 110%	55.20	P 96%	2.40	P 101%	10.10	P 104%	2.60	P 96%	2.40	P 102%	51.10
4	8/7/2009 11:10	LCS DUP	L	1	P 104%	2.60	P 110%	54.90	P 96%	2.40	P 101%	10.10	P 104%	2.60	P 96%	2.40	P 102%	50.90
5	8/7/2009 11:27	LHK8T	L	50	50 G	ND	50	3651.00	25 G	ND	25 G	ND	5 G	ND	25 G	ND	50 G	34.1 B
6	8/7/2009 11:43	LHJQ3	L	1	1	0.2 B	1	124.60	0.5	ND	0.5	0.50	0.1	0.50	0.5	ND	1	Dil 2X
7	8/7/2009 11:59	LHJQ9 ORG	L	1	1	ND	1	ND	0.5	ND	0.5	ND	0.1	ND	0.5	ND	1	0.2 B
8	8/7/2009 12:16	LHJQ9 MS	L	1	P 116%	2.90	P 108%	53.90	P 96%	2.40	P 103%	10.30	P 104%	2.60	P 220%	5.50	P 102%	51.10
9	8/7/2009 12:32	LHJRA	L	1	1	0.1 B	1	11.50	0.5	ND	0.5	0.1 B	0.1	ND	0.5	0.90	1	31.60
10	8/7/2009 12:49	LHJ94	L	1	1	ND	1	27.90	0.5	ND	0.5	ND	0.1	0.10	0.5	ND	1	90.20
11	8/7/2009 13:05	LHJ98	L	1	1	ND	1	2.70	0.5	ND	0.5	ND	0.1	1.30	0.5	ND	1	15.60
12	8/7/2009 13:21	LHKAC	L	1	1	ND	1	1.00	0.5	ND	0.5	ND	0.1	0.10	0.5	ND	1	9.20
13	8/7/2009 13:38	CCV	L	1	P 104%	2.60	P 110%	54.80	P 96%	2.40	P 101%	10.10	P 104%	2.60	P 92%	2.30	P 102%	50.80
14	8/7/2009 13:54	CCB	L	1	P< 1	ND	P< 1	ND	P< 0.5	ND	P< 0.5	ND	P< 0.1	ND	P< 0.5	ND	P< 1	ND
15	8/7/2009 14:11	LHKAD ORG	L	1	1	0.1 B	1	39.10	0.5	ND	0.5	ND	0.1	ND	0.5	ND	1	193.80
16	8/7/2009 14:27	LHKAD MS	L	1	P 112%	2.90	P 120%	99.00	P 108%	2.70	P 100%	10.00	P 100%	2.50	P 220%	5.50	P 119%	Dil 2X
17	8/7/2009 14:43	LHKAF	L	5	5 G	ND	5	688.70	2.5 G	ND	2.5 G	ND	0.5 G	ND	2.5	2.80	5	34.00
18	8/7/2009 15:00	LHKAJ	L	1	1	0.1 B	1	42.80	0.5	ND	0.5	ND	0.1	ND	0.5	0.4 B	1	99.10
19	8/7/2009 15:16	LHKAK	L	1	1	ND	1	ND	0.5	ND	0.5	ND	0.1	ND	0.5	0.2 B	1	ND
20	8/7/2009 15:33	LHKAM	L	1	1	ND	1	14.10	0.5	ND	0.5	0.3 B	0.1	ND	0.5	ND	1	Dil 2X
21	8/7/2009 15:49	LHKAP	L	1	1	ND	1	36.00	0.5	ND	0.5	ND	0.1	ND	0.5	0.1 B	1	181.70
22	8/7/2009 16:06	LHL6N	L	5	5 G	ND	5	94.30	2.5 G	ND	2.5 G	ND	0.5	3.10	2.5 G	ND	5	33.80
23	8/7/2009 16:22	LHL65	L	5	5 G	0.1 B	5	473.00	2.5 G	ND	2.5 G	ND	0.5 G	0.3 B	2.5 G	ND	5	39.20
24	8/7/2009 16:38	LHL66	L	5	5 G	0.5 B	5	321.10	2.5 G	ND	2.5 G	ND	0.5	3.00	2.5 G	ND	5	73.10
25	8/7/2009 16:55	CCV	L	1	P 104%	2.60	P 110%	54.90	P 96%	2.40	P 101%	10.10	P 104%	2.60	P 100%	2.50	P 102%	51.10

G - diluted for another analyte or matrix
B - estimated result, < RL

DX-120 Spreadsheet.xls
VER . 2000 09 05

1862

North Canton

Method: 300, 9056

TestAmerica
North Canton
Ion Chromatography

SEQUENCE: \\cansvr11\chem\WET\ic120.i\080709.b\DX120.m Instrument : ic120.i LEVEL 1_____ DATE:_____ Date Analyzed: 8/7/2009

LEVEL 2_____ DATE:_____ Units: mg/L or mg/Kg

Inj #	Inj. Date	Sample ID	Matrix	Dil	FLUORIDE		CHLORIDE		NITRITE		BROMIDE		NITRATE-N		O-PHOS-P		SULFATE	
					RL	Result	RL	Result	RL	Result	RL	Result	RL	Result	RL	Result	RL	Result
		RLs:>>			1		1		0.5		0.5		0.5		0.5		1	
	30-Jul-09	Highest Cal Std conc & area			10	107836439	200	1.963E+09	10	160875925	40	123875069	10	174884920	10	67735362	200	1.286E+09
26	8/7/2009 17:11	CCB	L	1	P< 1	ND	P< 1	ND	P< 0.5	ND	P< 0.5	ND	P< 0.1	ND	P< 0.5	ND	P< 1	ND
27	8/7/2009 17:28	LHL69	L	1	1	0.1 B	1	ND	0.5	ND	0.5	ND	0.1	ND	0.5	ND	1	3.40
28	8/7/2009 17:44	LHL7D	L	1	1	ND	1	ND	0.5	ND	0.5	ND	0.1	ND	0.5	ND	1	ND
29	8/7/2009 18:00	LHL78	L	5	5 G	0.4 B	5	485.50	2.5 G	ND	2.5 G	ND	0.5	1.90	2.5	4.90	5	44.60
30	8/7/2009 18:17	LHMC9	L	5	5 G	0.3 B	5	409.00	2.5 G	ND	2.5 G	1 B	0.5	1.40	2.5	12.30	5	39.80
31	8/7/2009 18:33	LHMDG	L	5	5 G	0.3 B	5	327.00	2.5 G	ND	2.5 G	1 B	0.5	0.60	2.5	12.10	5	34.50
32	8/7/2009 18:50	LHMDJ ORG	L	5	5 G	0.2 B	5	242.80	2.5 G	ND	2.5 G	1.2 B	0.5 G	ND	2.5 G	2.2 B	5	21.90
33	8/7/2009 19:06	LHMDJ MS	L	5	P 80%	2.20	P 91%	288.40	P 96%	2.40	P 90%	10.20	P 88%	2.20	P 200%	7.20	P 94%	68.80
34	8/7/2009 19:22	LHMDJ MSD	L	5	P 80%	2.20	P 92%	288.90	P 96%	2.40	P 94%	10.60	P 92%	2.30	P 212%	7.50	P 92%	68.10
35	8/7/2009 19:39	LHL70	L	1	1	0.2 B	1	2.80	0.5	ND	0.5	0.2 B	0.1	ND	0.5	ND	1	1.10
36	8/7/2009 19:55	LHMEQ	L	1	1	0.1 B	1	36.40	0.5	ND	0.5	ND	0.1	ND	0.5	0.2 B	1	136.60
37	8/7/2009 20:12	CCV	L	1	P 104%	2.60	Out 111%	55.30	P 96%	2.40	P 102%	10.20	P 104%	2.60	P 104%	2.60	P 103%	51.60
38	8/7/2009 20:28	CCB	L	1	P< 1	ND	P< 1	ND	P< 0.5	ND	P< 0.5	ND	P< 0.1	ND	P< 0.5	ND	P< 1	ND
39	8/7/2009 20:45	LHMGC ORG	L	1	1	0.1 B	1	19.70	0.5	ND	0.5	0.1 B	0.1	ND	0.5	ND	1	55.50
40	8/7/2009 21:01	LHMGC MS	L	1	P 140%	3.60	P 119%	79.20	P 100%	2.50	P 98%	9.90	P 100%	2.50	P 204%	5.10	P 121%	115.90
41	8/7/2009 21:17	LHMGP	L	5	5 G	ND	5	13.00	2.5 G	ND	2.5 G	ND	0.5 G	ND	2.5 G	2.3 B	5	238.30
42	8/7/2009 21:34	LHMG2	L	1	1	ND	1	0.2 B	0.5	ND	0.5	ND	0.1	ND	0.5	0.2 B	1	ND
43	8/7/2009 21:50	LHMG3	L	10	10 G	0.2 B	10	14.20	5 G	ND	5 G	2.7 B	1 G	ND	5 G	1.1 B	10	1163.00
44	8/7/2009 22:07	LGXR4 CONFIRM	L	1	1	0.3 B	1	100.40	0.5	ND	0.5	0.50	0.1	ND	0.5	ND	1	Dil 2X
45	8/7/2009 22:23	LHKAW	L	5	5 G	ND	5	22.60	2.5 G	ND	2.5 G	ND	0.5 G	ND	2.5 G	ND	5	375.30
46	8/7/2009 22:39	LHKAT	L	1	1	ND	1	36.20	0.5	ND	0.5	ND	0.1	ND	0.5	ND	1	181.50
47	8/7/2009 22:56	LCS	L	1	P 108%	2.70	Out 117%	58.60	P 100%	2.50	P 106%	10.60	P 108%	2.70	Out 120%	3.00	P 108%	54.00
48	8/7/2009 23:12	LCS DUP	L	1	P 104%	2.60	P 109%	54.70	P 96%	2.40	P 101%	10.10	P 104%	2.60	P 100%	2.50	P 103%	51.50
49	8/7/2009 23:29	CCV	L	1	P 104%	2.60	P 110%	55.10	P 96%	2.40	P 102%	10.20	P 104%	2.60	P 100%	2.50	P 104%	51.80
50	8/7/2009 23:45	CCB	L	1	P< 1	ND	P< 1	ND	P< 0.5	ND	P< 0.5	ND	P< 0.1	ND	P< 0.5	ND	P< 1	ND

G - diluted for another analyte or matrix
B - estimated result, < RL

1863
North Canton

Method: 300, 9056

TestAmerica
North Canton
Ion Chromatography

SEQUENCE: \\cansvr11\chem\WET\ic120.i\080709.b\DX120.m Instrument : ic120.i LEVEL 1_____ DATE:_____ Date Analyzed: 8/7/2009

LEVEL 2_____ DATE:_____ Units: mg/L or mg/Kg

Inj #	Inj. Date	Sample ID	Matrix	Dil	FLUORIDE		CHLORIDE		NITRITE		BROMIDE		NITRATE-N		O-PHOS-P		SULFATE	
					RL	Result	RL	Result	RL	Result	RL	Result	RL	Result	RL	Result	RL	Result
		RLs:>>			1		1		0.5		0.5		0.5		0.5		1	
	30-Jul-09	Highest Cal Std conc & area			10	107836439	200	1.963E+09	10	160875925	40	123875069	10	174884920	10	67735362	200	1.286E+09
51	8/8/2009 0:01	LHKA0 ORG	L	1	1	ND	1	27.10	0.5	ND	0.5	0.2 B	0.1	ND	0.5	ND	1	96.50
52	8/8/2009 0:18	LHKA0 MS	L	1	P 116%	2.90	P 117%	85.50	P 100%	2.50	P 97%	9.90	P 100%	2.50	P 192%	4.80	P 121%	157.10
53	8/8/2009 0:34	LHQ7H	L	1	1	0.3 B	1	Dil 2X	0.5	ND	0.5	9.80	0.1	ND	0.5	ND	1	43.30
54	8/8/2009 0:51	LHQ7H	L	5	5 G	0.1 B	5	450.90	2.5 G	ND	2.5	11.60	0.5 G	ND	2.5 G	0.2 B	5	159.90
55	8/8/2009 1:07	LHQ7X	L	1	1	0.1 B	1	Dil 2X	0.5	0.50	0.5	6.90	0.1	ND	0.5	ND	1	73.40
56	8/8/2009 1:23	LHQ7X	L	5	5 G	0.2 B	5	267.50	2.5 G	0.5 B	2.5	6.80	0.5 G	ND	2.5 G	ND	5	60.20
57	8/8/2009 1:40	LHQ71	L	1	1	0.2 B	1	Dil 2X	0.5	ND	0.5	7.70	0.1	ND	0.5	ND	1	54.20
58	8/8/2009 1:56	LHQ71	L	5	5 G	0.2 B	5	353.60	2.5 G	ND	2.5	7.30	0.5 G	ND	2.5 G	ND	5	46.50
59	8/8/2009 2:13	LCS	L	1	P 104%	2.60	Out 111%	55.50	P 96%	2.40	P 102%	10.20	P 104%	2.60	P 100%	2.50	P 103%	51.50
60	8/8/2009 2:29	LCS DUP	L	1	P 104%	2.60	P 110%	54.90	P 96%	2.40	P 101%	10.10	P 104%	2.60	P 92%	2.30	P 100%	50.10
61	8/8/2009 2:46	CCV	L	1	P 104%	2.60	P 110%	55.10	P 96%	2.40	P 101%	10.10	P 104%	2.60	P 92%	2.30	P 102%	51.00
62	8/8/2009 3:02	CCB	L	1	P< 1	ND	P< 1	ND	P< 0.5	ND	P< 0.5	ND	P< 0.1	ND	P< 0.5	ND	P< 1	ND
63	8/8/2009 3:18	LHQ72	L	1	1	0.2 B	1	Dil 2X	0.5	ND	0.5	7.00	0.1	ND	0.5	ND	1	88.80
64	8/8/2009 3:35	LHQ72	L	5	5 G	0.1 B	5	342.50	2.5 G	ND	2.5	6.70	0.5 G	ND	2.5 G	ND	5	73.30
65	8/8/2009 3:51	LHQ74	L	1	1	0.2 B	1	Dil 2X	0.5	ND	0.5	11.20	0.1	ND	0.5	0.1 B	1	144.10
66	8/8/2009 4:08	LHQ74	L	5	5 G	0.2 B	5	403.10	2.5 G	ND	2.5	10.60	0.5 G	ND	2.5 G	ND	5	112.70
67	8/8/2009 4:24	LHQ76	L	1	1	0.1 B	1	Dil 2X	0.5	0.50	0.5	6.90	0.1	ND	0.5	0.3 B	1	74.90
68	8/8/2009 4:40	LHQ76	L	5	5 G	0.1 B	5	266.50	2.5 G	0.4 B	2.5	6.20	0.5 G	ND	2.5 G	ND	5	68.70
69	8/8/2009 4:57	LHQ8K	L	1	1	0.2 B	1	Dil 5X	0.5	ND	0.5	12.70	0.1	ND	0.5	ND	1	Dil 0X
70	8/8/2009 5:13	LHQ8K	L	5	5 G	0.2 B	5	459.80	2.5 G	ND	2.5	11.80	0.5 G	ND	2.5 G	ND	5	163.30
71	8/8/2009 5:30	CCV	L	1	P 104%	2.60	Out 111%	55.40	P 96%	2.40	P 101%	10.10	P 104%	2.60	P 100%	2.50	P 103%	51.50
72	8/8/2009 5:46	CCB	L	1	P< 1	ND	P< 1	0.6 B	P< 0.5	ND	P< 0.5	ND	P< 0.1	ND	P< 0.5	0.3 B	Out> 1	21.90
73	8/8/2009 6:02	LHRNE	L	1	1	1.10	1	Dil 0X	0.5	ND	0.5	ND	0.1	ND	0.5	Dil 2X	1	68.40
74	8/8/2009 6:19	LHRNE	L	5	5 G	1.1 B	5	195.60	2.5 G	0.6 B	2.5 G	ND	0.5 G	ND	2.5	20.60	5	59.50
75	8/8/2009 6:35	LHRRD	L	1	1	0.2 B	1	110.10	0.5	ND	0.5	0.50	0.1	ND	0.5	0.90	1	2.10

G - diluted for another analyte or matrix
B - estimated result, < RL

DX-120 Spreadsheet.xls
VER . 2000 09 05

1864

North Canton

Method: 300, 9056

TestAmerica
North Canton
Ion Chromatography

SEQUENCE: \\cansvr11\chem\WET\ic120.i\080709.b\DX120.m Instrument : ic120.i LEVEL 1_____ DATE:_____ Date Analyzed: 8/7/2009

LEVEL 2_____ DATE:_____ Units: mg/L or mg/Kg

Inj #	Inj. Date	Sample ID	Matrix	Dil	FLUORIDE		CHLORIDE		NITRITE		BROMIDE		NITRATE-N		O-PHOS-P		SULFATE	
					RL	Result	RL	Result	RL	Result	RL	Result	RL	Result	RL	Result	RL	Result
		RLs:>>			1		1		0.5		0.5		0.5		0.5		1	
	30-Jul-09	Highest Cal Std conc & area			10	107836439	200	1.963E+09	10	160875925	40	123875069	10	174884920	10	67735362	200	1.286E+09
76	8/8/2009 6:52	LHRTP	L	1	1	0.7 B	1	Dil 5X	0.5	ND	0.5	1.20	0.1	0.10	0.5	ND	1	0.6 B
77	8/8/2009 7:08	CCV	L	1	P 104%	2.60	P 109%	54.60	P 96%	2.40	P 102%	10.20	P 104%	2.60	P 104%	2.60	P 102%	51.00
78	8/8/2009 7:24	CCB	L	1	P< 1	ND	P< 1	0.3 B	P< 0.5	ND	P< 0.5	ND	P< 0.1	ND	P< 0.5	ND	P< 1	ND
0	1/0/1900 0:00	0		0	Unknown Matrix	#VALUE!	Unknown Matrix	#VALUE!	Unknown Matrix	#VALUE!	Unknown Matrix	#VALUE!	Unknown Matrix	#VALUE!	Unknown Matrix	#VALUE!	Unknown Matrix	#VALUE!
0	1/0/1900 0:00	0		0	Unknown Matrix	#VALUE!	Unknown Matrix	#VALUE!	Unknown Matrix	#VALUE!	Unknown Matrix	#VALUE!	Unknown Matrix	#VALUE!	Unknown Matrix	#VALUE!	Unknown Matrix	#VALUE!
0	1/0/1900 0:00	0		0	Unknown Matrix	#VALUE!	Unknown Matrix	#VALUE!	Unknown Matrix	#VALUE!	Unknown Matrix	#VALUE!	Unknown Matrix	#VALUE!	Unknown Matrix	#VALUE!	Unknown Matrix	#VALUE!
0	1/0/1900 0:00	0		0	Unknown Matrix	#VALUE!	Unknown Matrix	#VALUE!	Unknown Matrix	#VALUE!	Unknown Matrix	#VALUE!	Unknown Matrix	#VALUE!	Unknown Matrix	#VALUE!	Unknown Matrix	#VALUE!
0	1/0/1900 0:00	0		0	Unknown Matrix	#VALUE!	Unknown Matrix	#VALUE!	Unknown Matrix	#VALUE!	Unknown Matrix	#VALUE!	Unknown Matrix	#VALUE!	Unknown Matrix	#VALUE!	Unknown Matrix	#VALUE!
0	1/0/1900 0:00	0		0	Unknown Matrix	#VALUE!	Unknown Matrix	#VALUE!	Unknown Matrix	#VALUE!	Unknown Matrix	#VALUE!	Unknown Matrix	#VALUE!	Unknown Matrix	#VALUE!	Unknown Matrix	#VALUE!
0	1/0/1900 0:00	0		0	Unknown Matrix	#VALUE!	Unknown Matrix	#VALUE!	Unknown Matrix	#VALUE!	Unknown Matrix	#VALUE!	Unknown Matrix	#VALUE!	Unknown Matrix	#VALUE!	Unknown Matrix	#VALUE!
0	1/0/1900 0:00	0		0	Unknown Matrix	#VALUE!	Unknown Matrix	#VALUE!	Unknown Matrix	#VALUE!	Unknown Matrix	#VALUE!	Unknown Matrix	#VALUE!	Unknown Matrix	#VALUE!	Unknown Matrix	#VALUE!
0	1/0/1900 0:00	0		0	Unknown Matrix	#VALUE!	Unknown Matrix	#VALUE!	Unknown Matrix	#VALUE!	Unknown Matrix	#VALUE!	Unknown Matrix	#VALUE!	Unknown Matrix	#VALUE!	Unknown Matrix	#VALUE!
0	1/0/1900 0:00	0		0	Unknown Matrix	#VALUE!	Unknown Matrix	#VALUE!	Unknown Matrix	#VALUE!	Unknown Matrix	#VALUE!	Unknown Matrix	#VALUE!	Unknown Matrix	#VALUE!	Unknown Matrix	#VALUE!
0	1/0/1900 0:00	0		0	Unknown Matrix	#VALUE!	Unknown Matrix	#VALUE!	Unknown Matrix	#VALUE!	Unknown Matrix	#VALUE!	Unknown Matrix	#VALUE!	Unknown Matrix	#VALUE!	Unknown Matrix	#VALUE!
0	1/0/1900 0:00	0		0	Unknown Matrix	#VALUE!	Unknown Matrix	#VALUE!	Unknown Matrix	#VALUE!	Unknown Matrix	#VALUE!	Unknown Matrix	#VALUE!	Unknown Matrix	#VALUE!	Unknown Matrix	#VALUE!
0	1/0/1900 0:00	0		0	Unknown Matrix	#VALUE!	Unknown Matrix	#VALUE!	Unknown Matrix	#VALUE!	Unknown Matrix	#VALUE!	Unknown Matrix	#VALUE!	Unknown Matrix	#VALUE!	Unknown Matrix	#VALUE!
0	1/0/1900 0:00	0		0	Unknown Matrix	#VALUE!	Unknown Matrix	#VALUE!	Unknown Matrix	#VALUE!	Unknown Matrix	#VALUE!	Unknown Matrix	#VALUE!	Unknown Matrix	#VALUE!	Unknown Matrix	#VALUE!
0	1/0/1900 0:00	0		0	Unknown Matrix	#VALUE!	Unknown Matrix	#VALUE!	Unknown Matrix	#VALUE!	Unknown Matrix	#VALUE!	Unknown Matrix	#VALUE!	Unknown Matrix	#VALUE!	Unknown Matrix	#VALUE!
0	1/0/1900 0:00	0		0	Unknown Matrix	#VALUE!	Unknown Matrix	#VALUE!	Unknown Matrix	#VALUE!	Unknown Matrix	#VALUE!	Unknown Matrix	#VALUE!	Unknown Matrix	#VALUE!	Unknown Matrix	#VALUE!
0	1/0/1900 0:00	0		0	Unknown Matrix	#VALUE!	Unknown Matrix	#VALUE!	Unknown Matrix	#VALUE!	Unknown Matrix	#VALUE!	Unknown Matrix	#VALUE!	Unknown Matrix	#VALUE!	Unknown Matrix	#VALUE!
0	1/0/1900 0:00	0		0	Unknown Matrix	#VALUE!	Unknown Matrix	#VALUE!	Unknown Matrix	#VALUE!	Unknown Matrix	#VALUE!	Unknown Matrix	#VALUE!	Unknown Matrix	#VALUE!	Unknown Matrix	#VALUE!
0	1/0/1900 0:00	0		0	Unknown Matrix	#VALUE!	Unknown Matrix	#VALUE!	Unknown Matrix	#VALUE!	Unknown Matrix	#VALUE!	Unknown Matrix	#VALUE!	Unknown Matrix	#VALUE!	Unknown Matrix	#VALUE!
0	1/0/1900 0:00	0		0	Unknown Matrix	#VALUE!	Unknown Matrix	#VALUE!	Unknown Matrix	#VALUE!	Unknown Matrix	#VALUE!	Unknown Matrix	#VALUE!	Unknown Matrix	#VALUE!	Unknown Matrix	#VALUE!
0	1/0/1900 0:00	0		0	Unknown Matrix	#VALUE!	Unknown Matrix	#VALUE!	Unknown Matrix	#VALUE!	Unknown Matrix	#VALUE!	Unknown Matrix	#VALUE!	Unknown Matrix	#VALUE!	Unknown Matrix	#VALUE!
0	1/0/1900 0:00	0		0	Unknown Matrix	#VALUE!	Unknown Matrix	#VALUE!	Unknown Matrix	#VALUE!	Unknown Matrix	#VALUE!	Unknown Matrix	#VALUE!	Unknown Matrix	#VALUE!	Unknown Matrix	#VALUE!
0	1/0/1900 0:00	0		0	Unknown Matrix	#VALUE!	Unknown Matrix	#VALUE!	Unknown Matrix	#VALUE!	Unknown Matrix	#VALUE!	Unknown Matrix	#VALUE!	Unknown Matrix	#VALUE!	Unknown Matrix	#VALUE!
0	1/0/1900 0:00	0		0	Unknown Matrix	#VALUE!	Unknown Matrix	#VALUE!	Unknown Matrix	#VALUE!	Unknown Matrix	#VALUE!	Unknown Matrix	#VALUE!	Unknown Matrix	#VALUE!	Unknown Matrix	#VALUE!
0	1/0/1900 0:00	0		0	Unknown Matrix	#VALUE!	Unknown Matrix	#VALUE!	Unknown Matrix	#VALUE!	Unknown Matrix	#VALUE!	Unknown Matrix	#VALUE!	Unknown Matrix	#VALUE!	Unknown Matrix	#VALUE!

G - diluted for another analyte or matrix
B - estimated result, < RL

1865
North Canton

Report Date : 10-Aug-2009 07:24

TestAmerica North Canton

INITIAL CALIBRATION DATA

Start Cal Date : 30-JUL-2009 09:28
End Cal Date : 30-JUL-2009 11:39
Quant Method : ESTD
Target Version : 4.14
Integrator : Falcon
Method file : \\cansvr11\chem\WET\ic120.i\080709.b\DX120.m
Last Edit : 10-Aug-2009 06:53 kulasekere

Calibration File Names:
Level 1: \\cansvr11\chem\WET\ic120.i\073009.b\0010.d
Level 2: \\cansvr11\chem\WET\ic120.i\073009.b\0009.d
Level 3: \\cansvr11\chem\WET\ic120.i\073009.b\0008.d
Level 4: \\cansvr11\chem\WET\ic120.i\073009.b\0007.d
Level 5: \\cansvr11\chem\WET\ic120.i\073009.b\0006.d
Level 6: \\cansvr11\chem\WET\ic120.i\073009.b\0005.d
Level 7: \\cansvr11\chem\WET\ic120.i\073009.b\0004.d
Level 8: \\cansvr11\chem\WET\ic120.i\073009.b\0003.d
Level 9: \\cansvr11\chem\WET\ic120.i\073009.b\0002.d

Compound	0.0500000 Level 1	0.2500000 Level 2	0.5000000 Level 3	1.0000 Level 4	2.5000 Level 5	4.0000 Level 6	Curve	Coefficients b	m1	m2	%RSD or R^2
	5.0000 Level 7	7.5000 Level 8	10.0000 Level 9								
1 Fluoride	9059700	9050272	9116726	9375775	9698604	9937966					
	10144821	10529005	10783644				AVRG		9744057		6.66681
2 Chloride	6271277	6388308	6625267	7294173	8450725	8939909					
	9208194	9617711	9814683				AVRG		8067805		17.74097
3 Nitrite	14355300	13033656	13221952	13699628	14692779	14984287					
	15237322	15937573	16087593				AVRG		14583343		7.58365

North Canton

Report Date : 10-Aug-2009 07:24

TestAmerica North Canton

INITIAL CALIBRATION DATA

Start Cal Date : 30-JUL-2009 09:28
End Cal Date : 30-JUL-2009 11:39
Quant Method : ESTD
Target Version : 4.14
Integrator : Falcon
Method file : \\cansvr11\chem\WET\ic120.i\080709.b\DX120.m
Last Edit : 10-Aug-2009 06:53 kulasekere

Compound	0.0500000 Level 1	0.2500000 Level 2	0.5000000 Level 3	1.0000 Level 4	2.5000 Level 5	4.0000 Level 6	Curve	Coefficients b	m1	m2	%RSD or R^2
	5.0000 Level 7	7.5000 Level 8	10.0000 Level 9								
4 Bromide	2869170	2697687	2591604	2640276	2785313	2831893					
	2886779	3011031	3096877				AVRG		2823403		5.88275
5 Nitrate	16415320	14614660	14605660	14789936	15522652	15742726					
	16140184	16896947	17488492				AVRG		15801842		6.51566
6 Phosphate	340796	1581792	3263262	7388546	17392631	26551463					
	33464263	51018724	67735362				LINR	-0.00747	6762409		0.99976
7 Sulfate	4591773	4629500	4591500	4779161	5256170	5519235					
	5734946	6176649	6428253				AVRG		5300798		13.34801

Report Date : 31-Jul-2009 11:12

TestAmerica North Canton

INITIAL CALIBRATION DATA

Start Cal Date : 30-JUL-2009 09:28
End Cal Date : 30-JUL-2009 11:39
Quant Method : ESTD
Target Version : 4.14
Integrator : Falcon
Method file : \\cansvr11\dd\chem\WET\ic120.i\073009.b\DX120.m
Last Edit : 31-Jul-2009 09:56 kulasekere

Calibration File Names:
Level 1: \\cansvr11\dd\WET\ic120.i\073009.b\0010.d
Level 2: \\cansvr11\dd\WET\ic120.i\073009.b\0009.d
Level 3: \\cansvr11\dd\WET\ic120.i\073009.b\0008.d
Level 4: \\cansvr11\dd\WET\ic120.i\073009.b\0007.d
Level 5: \\cansvr11\dd\WET\ic120.i\073009.b\0006.d
Level 6: \\cansvr11\dd\WET\ic120.i\073009.b\0005.d
Level 7: \\cansvr11\dd\WET\ic120.i\073009.b\0004.d
Level 8: \\cansvr11\dd\WET\ic120.i\073009.b\0003.d
Level 9: \\cansvr11\dd\WET\ic120.i\073009.b\0002.d

Compound	0.0500000 Level 1	0.2500000 Level 2	0.5000000 Level 3	1.0000 Level 4	2.5000 Level 5	4.0000 Level 6	Curve	Coefficients b	Coefficients m1	Coefficients m2	%RSD or R^2
	5.0000 Level 7	7.5000 Level 8	10.0000 Level 9								
1 Fluoride	9059700	9050272	9116726	9375775	9698604	9937966					
	10144821	10529005	10783644				AVRG		9744057		6.66681
2 Chloride	6271277	6388308	6625267	7294173	8450725	8939909					
	9208194	9617711	9814683				AVRG		8067805		17.74097
3 Nitrite	14355300	13033656	13221952	13699628	14692779	14984287					
	15237322	15937573	16087593				AVRG		14583343		7.58365

Report Date : 31-Jul-2009 11:12

TestAmerica North Canton

INITIAL CALIBRATION DATA

Start Cal Date : 30-JUL-2009 09:28
End Cal Date : 30-JUL-2009 11:39
Quant Method : ESTD
Target Version : 4.14
Integrator : Falcon
Method file : \\cansvr11\dd\chem\WET\ic120.i\073009.b\DX120.m
Last Edit : 31-Jul-2009 09:56 kulasekere

Compound	0.0500000 Level 1 / 5.0000 Level 7	0.2500000 Level 2 / 7.5000 Level 8	0.5000000 Level 3 / 10.0000 Level 9	1.0000 Level 4	2.5000 Level 5	4.0000 Level 6	Curve	Coefficients b	Coefficients m1	Coefficients m2	%RSD or R^2
4 Bromide	2869170	2697687	2591604	2640276	2785313	2831893					
	2886779	3011031	3096877				AVRG		2823403		5.88275
5 Nitrate	16415320	14614660	14605660	14789936	15522652	15742726					
	16140184	16896947	17488492				AVRG		15801842		6.51566
6 Phosphate	340796	1581792	3263262	7388546	17392631	26551463					
	33464263	51018724	67735362				LINR	-0.00747	6762409		0.99976
7 Sulfate	4591773	4629500	4591500	4779161	5256170	5519235					
	5734946	6176649	6428253				AVRG		5300798		13.34801

Data File: \\cansvr11\chem\WET\ic120.i\080709.b\0078.d
Report Date: 10-Aug-2009 07:22

TestAmerica North Canton

CONTINUING CALIBRATION COMPOUNDS

Instrument ID: ic120.i Injection Date: 08-AUG-2009 07:08
Lab File ID: 0078.d Init. Cal. Date(s): 30-JUL-2009 30-JUL-2009
Analysis Type: WATER Init. Cal. Times: 09:28 11:39
Lab Sample ID: CCV Quant Type: ESTD
Method: \\cansvr11\chem\WET\ic120.i\080709.b\DX120.m

COMPOUND	RRF / AMOUNT	RF3	CCAL RRF3	MIN RRF	%D / %DRIFT	MAX %D / %DRIFT	CURVE TYPE
1 Fluoride	9744057	10074106	10074106	0.010	-3.38718	10.00000	Averaged
2 Chloride	8067805	8815795	8815795	0.010	-9.27129	10.00000	Averaged
3 Nitrite	14583343	14076082	14076082	0.010	3.47836	10.00000	Averaged
4 Bromide	2823403	2881870	2881870	0.010	-2.07079	10.00000	Averaged
5 Nitrate	15801842	16185118	16185118	0.010	-2.42551	10.00000	Averaged
6 Phosphate	2.50000	2.60576	7068697	0.010	-4.23047	10.00000	Linear
7 Sulfate	5300798	5409977	5409977	0.010	-2.05967	10.00000	Averaged

Data File: \\cansvr11\chem\WET\ic120.i\080709.b\0072.d
Report Date: 10-Aug-2009 07:22

TestAmerica North Canton

CONTINUING CALIBRATION COMPOUNDS

Instrument ID: ic120.i Injection Date: 08-AUG-2009 05:30
Lab File ID: 0072.d Init. Cal. Date(s): 30-JUL-2009 30-JUL-2009
Analysis Type: WATER Init. Cal. Times: 09:28 11:39
Lab Sample ID: CCV Quant Type: ESTD
Method: \\cansvr11\chem\WET\ic120.i\080709.b\DX120.m

COMPOUND	RRF / AMOUNT	RF3	CCAL RRF3	MIN RRF	%D / %DRIFT	MAX %D / %DRIFT	CURVE TYPE	
1 Fluoride	9744057	10199916	10199916	0.010	-4.67833	10.00000	Averaged	
2 Chloride	8067805	8938190	8938190	0.010	-10.78838	10.00000	Averaged	<-
3 Nitrite	14583343	13972107	13972107	0.010	4.19133	10.00000	Averaged	
4 Bromide	2823403	2852045	2852045	0.010	-1.01445	10.00000	Averaged	
5 Nitrate	15801842	16314539	16314539	0.010	-3.24454	10.00000	Averaged	
6 Phosphate	2.50000	2.50859	6805852	0.010	-0.34361	10.00000	Linear	
7 Sulfate	5300798	5461844	5461844	0.010	-3.03814	10.00000	Averaged	

TestAmerica, North Canton

General Chemistry Data Review Checklist

Parameter(s): TOC

Batch(es): 9223297, B, 300

Method #/SOP#: 415.1, 5310C, 9060

Review Items	Level I Review			Level II Review		
A. Initial Calibration	YES	NO	N/A	YES	NO	N/A
1. Initial calibration correlation coefficient ≥ 0.995?	✓			K		
2. Calibration curve consist of the minimum number of calibration standards?	✓			K		
3. ICV analyzed at immediately after calibration and within control limits ? (90-110%)	✓			K		
4. ICB analyzed immediately after ICV and within criteria (± RL)?	✓			K		
B. Continuing Calibration						
1. CCV analyzed every 10 samples, at end of sequence and within criteria?	✓			K		
2. CCB analyzed every 10 samples, at end of sequence & within criteria (±RL)?	✓			K		
C. Sample Results						
1. Were samples with concentrations > the linear range diluted and reanalyzed ?	✓			K		
2. All reported results bracketed by in control QC ?	✓			K		
3. Sample analyses done within holding time ?	✓			K		
D. Quality Control						
1. LCS per prep batch and within QC limits ? *(LCSD, where applicable)*	✓			K		
2. Method blank done per prep batch and < RL. Method blank RL supports the lowest RL reported for the batch?	✓			K		
3. MS/MSD run at required frequency and evaluated? MS/MSD reported properly and calculated correctly?	✓			K		
4. Duplicate samples run at required frequency (duplicate sample performed per matrix encountered)?			✓			K
E. Titrant						
1. Titrant standardized?			✓			K
2. If no, standardization expires			✓			
F. Other						
1. Are all nonconformances documented appropriately (NCM or narrative)?			✓			K
2. Calculations checked for error ?	✓			K		
3. Transcriptions checked for error ?	✓			K		
4. All client/project specific requirements met ?	✓			K		
5. Date/time of preparation and analysis verified as correct ?	✓			K		
6. Units verified as correct?	✓			K		
7. Dilutions have been properly applied and RL's adjusted appropriately?	✓			K		
8. SOP followed?	✓			K		
9. Calculations checked at minimum frequency (at least 20%, 100% for QC)?	✓			K		
10. All reagent and standard numbers recorded in logbook?	✓			K		
11. Edits dated and initialed	✓			K		

Comment on any "NO" response(s): _____

Level I reviewer: Tom Van Emmon Date: 8/12/9

Level II Reviewer: [signature] Date: 8/13/09

N:\Inorganics\spreadsheets2\Use This Wet Chem_Level I.doc
Corporate Policy, QA-012
Revision date: 08/25/00

Pos/Vial: 1 Name: ZZZZZ Analyzed: 11Aug2009 08:54
Run ID: 3 Meth: toc Vol (mL): 2.000
Remarks: <none>

BLANKS			TIC Area (cts)	TIC Mass (ugC)	TIC Conc (ppm)	TOC Area (cts)	TOC Mass (ugC)	TOC Conc (ppm)	TC Area (cts)	TC Mass (ugC)	TC Conc (ppm)
Rep	Datafile	Date Time									
1	0811000	11Aug2009 08:54	-	-	-	756	-	-	-	-	-
2	0811000	11Aug2009 09:02	-	-	-	714	-	-	-	-	-
3	0811000	11Aug2009 09:10	-	-	-	674	-	-	-	-	-
4	0811000	11Aug2009 09:19	-	-	-	681	-	-	-	-	-
5	0811000	11Aug2009 09:27	-	-	-	585	-	-	-	-	-
6	0811000	11Aug2009 09:37	-	-	-	572	-	-	-	-	-

Pos/Vial: 1 Name: ZZZZZ Analyzed: 11Aug2009 09:46
Run ID: 0 Meth: toc Vol (mL): 2.000
Remarks: <none>

SAMPLES			TIC Area (cts)	TIC Mass (ugC)	TIC Conc (ppm)	TOC Area (cts)	TOC Mass (ugC)	TOC Conc (ppm)	TC Area (cts)	TC Mass (ugC)	TC Conc (ppm)
Rep	Datafile	Date Time									
1	0811001	11Aug2009 09:46	-	-	-	537	0.000	0.000	-	-	-
2	0811001	11Aug2009 09:54	-	-	-	436	0.000	0.000	-	-	-
3	0811001	11Aug2009 10:04	-	-	-	505	0.000	0.000	-	-	-
Avg						492	0.000	0.000			
Std.Dev.						51.617					
RSD (%)						10.48					

Pos/Vial: 2 Name: ICV Analyzed: 11Aug2009 10:14
Run ID: 1 Meth: toc Vol (mL): 2.000
Remarks: <none>

SAMPLES			TIC Area (cts)	TIC Mass (ugC)	TIC Conc (ppm)	TOC Area (cts)	TOC Mass (ugC)	TOC Conc (ppm)	TC Area (cts)	TC Mass (ugC)	TC Conc (ppm)
Rep	Datafile	Date Time									
1	0811002	11Aug2009 10:14	-	-	-	33700	52.606	26.303	-	-	-

TV = 25

Pos/Vial: 3 Name: ICB Analyzed: 11Aug2009 10:25
Run ID: 2 Meth: toc Vol (mL): 2.000
Remarks: <none>

SAMPLES			TIC Area (cts)	TIC Mass (ugC)	TIC Conc (ppm)	TOC Area (cts)	TOC Mass (ugC)	TOC Conc (ppm)	TC Area (cts)	TC Mass (ugC)	TC Conc (ppm)
Rep	Datafile	Date Time									
1	0811003	11Aug2009 10:25	-	-	-	465	0.000	0.000	-	-	-

Pos/Vial: 4 Name: LCS Analyzed: 11Aug2009 10:35
Run ID: 3 Meth: toc Vol (mL): 2.000
Remarks: P153-516 TV 34.7

SAMPLES	TIC Area (cts)	TIC Mass (ugC)	TIC Conc (ppm)	TOC Area (cts)	TOC Mass (ugC)	TOC Conc (ppm)	TC Area (cts)	TC Mass (ugC)	TC Conc (ppm)

Rep	Datafile	Date	Time	TIC Area (cts)	TIC Mass (ugC)	TIC Conc (ppm)	TOC Area (cts)	TOC Mass (ugC)	TOC Conc (ppm)	TC Area (cts)	TC Mass (ugC)	TC Conc (ppm)
1	0811004	11Aug2009	10:35	-	-	-	46824	73.472	36.736	-	-	-

LCS

****
** SEQUENCE **
****

081109A Tue Aug 11 10:41:24 2009

Start Pos/Vial #: 1, Stop Pos/Vial #: 13

Pos/Vial	Sample Name	Method Type	Run Rep	# Vol (mL)	# Dil Blk	Ovr Fact	Remarks Rng
1	LHRRD	toc	Sample	4 2.000	0	1.00	No
2	LHRRD-MS	toc	Sample	1 2.000	0	1.00	No
3	LHRRD-MSD	toc	Sample	1 2.000	0	1.00	No
4	LHQ74	toc	Sample	1 2.000	0	1.00	No
5	LHQ74-MS	toc	Sample	1 2.000	0	1.00	No
6	LHQ74-MSD	toc	Sample	1 2.000	0	1.00	No
7	CCV	toc	Sample	1 2.000	0	1.00	No
8	CCB	toc	Sample	1 2.000	0	1.00	No
9	LHR5E	toc	Sample	1 2.000	0	1.00	No
10	LH5RE-MS	toc	Sample	1 2.000	0	1.00	No
11	LH5RE-MSD	toc	Sample	1 2.000	0	1.00	No
12	CCV	toc	Sample	1 2.000	0	1.00	No
13	CCB	toc	Sample	1 2.000	0	1.00	No

****
** RESULTS - 081109A **
****

Pos/Vial: 1 Name: LHRRD Analyzed: 11Aug2009 10:50
Run ID: 4 Meth: toc Vol (mL): 2.000
Remarks: <none>

SAMPLES Rep	Datafile	Date	Time	TIC Area (cts)	TIC Mass (ugC)	TIC Conc (ppm)	TOC Area (cts)	TOC Mass (ugC)	TOC Conc (ppm)	TC Area (cts)	TC Mass (ugC)	TC Conc (ppm)
1	0811005	11Aug2009	10:50	-	-	-	2594	3.151	1.576	-	-	-
2	0811005	11Aug2009	10:58	-	-	-	2722	3.355	1.677	-	-	-
3	0811005	11Aug2009	11:06	-	-	-	2396	2.836	1.418	-	-	-
4	0811005	11Aug2009	11:16	-	-	-	2075	2.326	1.163	-	-	-
Avg							2446	2.917	1.459			
Std.Dev.							281.791					
RSD (%)							11.52					

Pos/Vial: 2 Name: LHRRD-MS Analyzed: 11Aug2009 11:27
Run ID: 1 Meth: toc Vol (mL): 2.000
Remarks: <none>

SAMPLES Rep	Datafile	Date	Time	TIC Area (cts)	TIC Mass (ugC)	TIC Conc (ppm)	TOC Area (cts)	TOC Mass (ugC)	TOC Conc (ppm)	TC Area (cts)	TC Mass (ugC)	TC Conc (ppm)
1	0811006	11Aug2009	11:27	-	-	-	18857	29.007	14.504	-	-	-

29.008

North Canton 2110

CCB

Remarks: <none>

SAMPLES			TIC Area	TIC Mass	TIC Conc	TOC Area	TOC Mass	TOC Conc	TC Area	TC Mass	TC Conc
Rep	Datafile	Date Time	(cts)	(ugC)	(ppm)	(cts)	(ugC)	(ppm)	(cts)	(ugC)	(ppm)
1	0811017	11Aug2009 13:22	-	-	-	460	0.000	0.000	-	-	-

****
** SEQUENCE **
****

081109B Tue Aug 11 13:32:44 2009

Start Pos/Vial #: 1, Stop Pos/Vial #: 20

Pos/ Vial	Sample Name	Method Type	Run Rep	# Vol (mL)	# Dil Blk	Ovr Fact	Remarks Rng
1	LHQ74-10X	toc	Sample	1 2.000	0	1.00	No
2	LHQ74-MS	toc	Sample	1 2.000	0	1.00	No
3	LHQ74-MSD	toc	Sample	1 2.000	0	1.00	No
4	LHQ7X-10X	toc	Sample	1 2.000	0	1.00	No
5	LHQ71-10X	toc	Sample	1 2.000	0	1.00	No
6	LHQ72-10X	toc	Sample	1 2.000	0	1.00	No
7	LHQ7H-10X	toc	Sample	1 2.000	0	1.00	No
8	LHQ76-10X	toc	Sample	1 2.000	0	1.00	No
9	LHQ8K-10X	toc	Sample	1 2.000	0	1.00	No
10	LHRE1	toc	Sample	1 2.000	0	1.00	No
11	CCV	toc	Sample	1 2.000	0	1.00	No
12	CCB	toc	Sample	1 2.000	0	1.00	No
13	LHRE8	toc	Sample	1 2.000	0	1.00	No
14	LHT83	toc	Sample	1 2.000	0	1.00	No
15	LHT84	toc	Sample	1 2.000	0	1.00	No
16	LHWR0	toc	Sample	1 2.000	0	1.00	No
17	LHWRT	toc	Sample	1 2.000	0	1.00	No
18	LHRTP	toc	Sample	4 2.000	0	1.00	No
19	CCV	toc	Sample	1 2.000	0	1.00	No
20	CCB	toc	Sample	1 2.000	0	1.00	No

****
** RESULTS - 081109B **
****

Pos/Vial: 1 Name: LHQ74-10X Analyzed: 11Aug2009 13:44
Run ID: 13 Meth: toc Vol (mL): 2.000
Remarks: <none>

SAMPLES			TIC Area	TIC Mass	TIC Conc	TOC Area	TOC Mass	TOC Conc	TC Area	TC Mass	TC Conc
Rep	Datafile	Date Time	(cts)	(ugC)	(ppm)	(cts)	(ugC)	(ppm)	(cts)	(ugC)	(ppm)
1	0811018	11Aug2009 13:44	-	-	-	22090	34.148	17.074	-	-	-

170.74

Pos/Vial: 2 Name: LHQ74-MS Analyzed: 11Aug2009 13:54
Run ID: 1 Meth: toc Vol (mL): 2.000
Remarks: <none>

SAMPLES			TIC Area	TIC Mass	TIC Conc	TOC Area	TOC Mass	TOC Conc	TC Area	TC Mass	TC Conc
Rep	Datafile	Date Time	(cts)	(ugC)	(ppm)	(cts)	(ugC)	(ppm)	(cts)	(ugC)	(ppm)

LHQ76 -10X

185.16

SAMPLES			TIC	TIC	TIC	TOC	TOC	TOC	TC	TC	TC
			Area	Mass	Conc	Area	Mass	Conc	Area	Mass	Conc
Rep	Datafile	Date Time	(cts)	(ugC)	(ppm)	(cts)	(ugC)	(ppm)	(cts)	(ugC)	(ppm)
1	0811025	11Aug2009 14:57	-	-	-	23904	37.032	18.516	-	-	-

Pos/Vial: 9 Name: LHQ8K-10X Analyzed: 11Aug2009 15:08
Run ID: 8 Meth: toc Vol (mL): 2.000
Remarks: <none>

144.44

SAMPLES			TIC	TIC	TIC	TOC	TOC	TOC	TC	TC	TC
			Area	Mass	Conc	Area	Mass	Conc	Area	Mass	Conc
Rep	Datafile	Date Time	(cts)	(ugC)	(ppm)	(cts)	(ugC)	(ppm)	(cts)	(ugC)	(ppm)
1	0811026	11Aug2009 15:08	-	-	-	18782	28.888	14.444	-	-	-

Pos/Vial: 10 Name: LHRE1 Analyzed: 11Aug2009 15:19
Run ID: 9 Meth: toc Vol (mL): 2.000
Remarks: <none>

SAMPLES			TIC	TIC	TIC	TOC	TOC	TOC	TC	TC	TC
			Area	Mass	Conc	Area	Mass	Conc	Area	Mass	Conc
Rep	Datafile	Date Time	(cts)	(ugC)	(ppm)	(cts)	(ugC)	(ppm)	(cts)	(ugC)	(ppm)
1	0811027	11Aug2009 15:19	-	-	-	1415	1.277	0.638	-	-	-

Pos/Vial: 11 Name: CCV Analyzed: 11Aug2009 15:29
Run ID: 10 Meth: toc Vol (mL): 2.000
Remarks: <none>

SAMPLES			TIC	TIC	TIC	TOC	TOC	TOC	TC	TC	TC
			Area	Mass	Conc	Area	Mass	Conc	Area	Mass	Conc
Rep	Datafile	Date Time	(cts)	(ugC)	(ppm)	(cts)	(ugC)	(ppm)	(cts)	(ugC)	(ppm)
1	0811028	11Aug2009 15:29	-	-	-	33734	52.660	26.330	-	-	-

Pos/Vial: 12 Name: CCB Analyzed: 11Aug2009 15:40
Run ID: 11 Meth: toc Vol (mL): 2.000
Remarks: <none>

SAMPLES			TIC	TIC	TIC	TOC	TOC	TOC	TC	TC	TC
			Area	Mass	Conc	Area	Mass	Conc	Area	Mass	Conc
Rep	Datafile	Date Time	(cts)	(ugC)	(ppm)	(cts)	(ugC)	(ppm)	(cts)	(ugC)	(ppm)
1	0811029	11Aug2009 15:40	-	-	-	527	0.000	0.000	-	-	-

Pos/Vial: 13 Name: LHRE8 Analyzed: 11Aug2009 15:50
Run ID: 12 Meth: toc Vol (mL): 2.000
Remarks: <none>

SAMPLES			TIC	TIC	TIC	TOC	TOC	TOC	TC	TC	TC
			Area	Mass	Conc	Area	Mass	Conc	Area	Mass	Conc
Rep	Datafile	Date Time	(cts)	(ugC)	(ppm)	(cts)	(ugC)	(ppm)	(cts)	(ugC)	(ppm)
1	0811030	11Aug2009 15:50	-	-	-	1348	1.170	0.585	-	-	-

Pos/Vial: 14 Name: LHT83 Analyzed: 11Aug2009 16:01
Run ID: 13 Meth: toc Vol (mL): 2.000
Remarks: <none>

SAMPLES			TIC Area	TIC Mass	TIC Conc	TOC Area	TOC Mass	TOC Conc	TC Area	TC Mass	TC Conc
Rep	Datafile	Date Time	(cts)	(ugC)	(ppm)	(cts)	(ugC)	(ppm)	(cts)	(ugC)	(ppm)
1	0811031	11Aug2009 16:01	-	-	-	1112	0.795	0.398	-	-	-

Pos/Vial: 15 Name: LHT84 Analyzed: 11Aug2009 16:11
Run ID: 14 Meth: toc Vol (mL): 2.000
Remarks: <none>

SAMPLES			TIC Area	TIC Mass	TIC Conc	TOC Area	TOC Mass	TOC Conc	TC Area	TC Mass	TC Conc
Rep	Datafile	Date Time	(cts)	(ugC)	(ppm)	(cts)	(ugC)	(ppm)	(cts)	(ugC)	(ppm)
1	0811032	11Aug2009 16:11	-	-	-	1149	0.854	0.427	-	-	-

Pos/Vial: 16 Name: LHWR0 Analyzed: 11Aug2009 16:22
Run ID: 15 Meth: toc Vol (mL): 2.000
Remarks: <none>

SAMPLES			TIC Area	TIC Mass	TIC Conc	TOC Area	TOC Mass	TOC Conc	TC Area	TC Mass	TC Conc
Rep	Datafile	Date Time	(cts)	(ugC)	(ppm)	(cts)	(ugC)	(ppm)	(cts)	(ugC)	(ppm)
1	0811033	11Aug2009 16:22	-	-	-	3202	4.118	2.059	-	-	-

Pos/Vial: 17 Name: LHWRT Analyzed: 11Aug2009 16:33
Run ID: 16 Meth: toc Vol (mL): 2.000
Remarks: <none>

SAMPLES			TIC Area	TIC Mass	TIC Conc	TOC Area	TOC Mass	TOC Conc	TC Area	TC Mass	TC Conc
Rep	Datafile	Date Time	(cts)	(ugC)	(ppm)	(cts)	(ugC)	(ppm)	(cts)	(ugC)	(ppm)
1	0811034	11Aug2009 16:33	-	-	-	3558	4.684	2.342	-	-	-

Pos/Vial: 18 Name: LHRTP Analyzed: 11Aug2009 16:41
Run ID: 17 Meth: toc Vol (mL): 2.000
Remarks: <none>

SAMPLES			TIC Area	TIC Mass	TIC Conc	TOC Area	TOC Mass	TOC Conc	TC Area	TC Mass	TC Conc
Rep	Datafile	Date Time	(cts)	(ugC)	(ppm)	(cts)	(ugC)	(ppm)	(cts)	(ugC)	(ppm)
1	0811035	11Aug2009 16:41	-	-	-	2210	2.541	1.270	-	-	-
2	0811035	11Aug2009 16:49	-	-	-	2363	2.784	1.392	-	-	-
3	0811035	11Aug2009 16:57	-	-	-	2157	2.456	1.228	-	-	-
4	0811035	11Aug2009 17:07	-	-	-	2348	2.760	1.380	-	-	-
Avg						2269	2.635	1.318			
Std.Dev.						101.818					
RSD (%)						4.49					

Pos/Vial: 19 Name: CCV Analyzed: 11Aug2009 17:18
Run ID: 18 Meth: toc Vol (mL): 2.000
Remarks: <none>

SAMPLES				TIC	TIC	TIC	TOC	TOC	TOC	TC	TC	TC
				Area	Mass	Conc	Area	Mass	Conc	Area	Mass	Conc
Rep	Datafile	Date	Time	(cts)	(ugC)	(ppm)	(cts)	(ugC)	(ppm)	(cts)	(ugC)	(ppm)
1	0811036	11Aug2009	17:18	-	-	-	33163	51.752	25.876	-	-	-

Pos/Vial: 20 Name: CCB Analyzed: 11Aug2009 17:28
Run ID: 19 Meth: toc Vol (mL): 2.000
Remarks: <none>

SAMPLES				TIC	TIC	TIC	TOC	TOC	TOC	TC	TC	TC
				Area	Mass	Conc	Area	Mass	Conc	Area	Mass	Conc
Rep	Datafile	Date	Time	(cts)	(ugC)	(ppm)	(cts)	(ugC)	(ppm)	(cts)	(ugC)	(ppm)
1	0811037	11Aug2009	17:28	-	-	-	443	0.000	0.000	-	-	-

North Canton

TestAmerica

North Canton, OH

160.1 / 2540C TDS Logsheet

Analysis:	TDS												
Prep Date:	8/11/2009		wt 2. date:	8/12/2009		Batch:	9223426/7						
Time in:	15:30		Time out:	13:00		Ms Run:	9223237						
Temp in:	98		Temp out:	178		LCS No.	P167-506						
						LCS Prep:	8/5/2009						
wt 1. date:	8/12/2009		wt 3. date:			TV =	293		Oven	1			
Time out:	8:00		Time out:			Analyst:	JB		Oven	4			
Temp out:	178		Temp out:						Balance	B027			

Sample No.	Tare wt (g)	Sample (ml)	wt 1. (g)	wt 2. (g)	wt 3. (g)	Final wt (g)	diff (g)	**Result mg/L**	Cond Screen	Take Third Weight	TDS/Cond Comp	**diff >.2g**	Sample matrix Comments
BLANK	73.3093	100	73.3093	73.3093		73.3093	0	**0**	NA		#VALUE!		
LCS	73.6840	**50**	73.6978	73.6978		73.6978	0.0138	**276**	NA		#VALUE!		
LHQ2F	66.5345	100	66.6313	66.6317		66.6313	0.0968	**968**	1330				
LHQ2F-X	77.3607	100	77.4599	77.4603		77.4599	0.0992	**992**	1330				
LHRRD	70.1335	100	70.1626	70.1622		70.1622	0.0287	**287**	400				
LHRTP	66.9732	100	67.0554	67.0557		67.0554	0.0822	**822**	1130				
LHT2F	72.3943	**50**	72.4819	72.4819		72.4819	0.0876	**1752**	2100				
LHWJ8	73.3825	100	73.4389	73.4385		73.4385	0.056	**560**	740				
		100				0.0000	0	**0**			#DIV/0!		
		100				0.0000	0	**0**			#DIV/0!		
		100				0.0000	0	**0**			#DIV/0!		
		100				0.0000	0	**0**			#DIV/0!		
		100				0.0000	0	**0**			#DIV/0!		
		100				0.0000	0	**0**			#DIV/0!		
		100				0.0000	0	**0**			#DIV/0!		
		100				0.0000	0	**0**			#DIV/0!		
		100				0.0000	0	**0**			#DIV/0!		
		100				0.0000	0	**0**			#DIV/0!		
		100				0.0000	0	**0**			#DIV/0!		
		100				0.0000	0	**0**			#DIV/0!		
		100				0.0000	0	**0**			#DIV/0!		
		100				0.0000	0	**0**			#DIV/0!		
		100				0.0000	0	**0**			#DIV/0!		
		100				0.0000	0	**0**			#DIV/0!		
		100				0.0000	0	**0**			#DIV/0!		
		100				0.0000	0	**0**			#DIV/0!		

2118

9224124-5-6-7-8-9-30-31-32-33-34-35-36-37

2119

Method: 300, 9056

TestAmerica
North Canton
Ion Chromatography

SEQUENCE: \\cansvr11\chem\WET\ic120.i\081109.b\DX120.m Instrument : ic120.i LEVEL 1 _____ DATE: 8-12-09 Date Analyzed: 8/11/2009

LEVEL 2 CL/OC DATE: 8/13/09 Units: mg/L or mg/Kg

Inj #	Inj. Date	Sample ID	Matrix	Dil	FLUORIDE		CHLORIDE		NITRITE		BROMIDE		NITRATE-N		O-PHOS-P		SULFATE	
					RL	Result	RL	Result	RL	Result	RL	Result	RL	Result	RL	Result	RL	Result
		RLs:>>			1		1		0.5		0.5		0.5		0.5		1	
	11-Aug-09	Highest Cal Std conc & area			10	112527387	200	2.027E+09	10	162549109	40	127558140	10	180273514	10	62846529	200	1.33E+09
1	8/11/2009 9:44	IC9311	L	1	1	10.00	1	200.00	0.5	10.00	0.5	40.00	0.1	10.00	0.5	10.00	1	200.00
2	8/11/2009 10:00	IC9312	L	1	1	7.40	1	148.10	0.5	7.40	0.5	29.40	0.1	7.30	0.5	7.50	1	146.80
3	8/11/2009 10:16	IC9313	L	1	1	4.80	1	97.00	0.5	4.90	0.5	19.30	0.1	4.80	0.5	5.00	1	94.80
4	8/11/2009 10:33	IC9314	L	1	1	3.90	1	77.50	0.5	3.90	0.5	15.60	0.1	3.90	0.5	4.00	1	75.20
5	8/11/2009 10:49	IC9315	L	1	1	2.40	1	46.20	0.5	2.40	0.5	9.40	0.1	2.40	0.5	2.50	1	45.00
6	8/11/2009 11:06	IC9316	L	1	1	0.9 B	1	16.50	0.5	0.90	0.5	3.70	0.1	0.90	0.5	1.10	1	17.10
7	8/11/2009 11:22	IC9317	L	1	1	0.5 B	1	8.00	0.5	0.50	0.5	1.90	0.1	0.50	0.5	0.50	1	8.50
8	8/11/2009 11:38	IC9318	L	1	1	0.2 B	1	3.90	0.5	0.2 B	0.5	1.00	0.1	0.20	0.5	0.3 B	1	4.30
9	8/11/2009 11:55	IC9319	L	1	1	ND	1	0.8 B	0.5	ND	0.5	0.2 B	0.1	0.10	0.5	0.1 B	1	0.9 B
10	8/11/2009 12:11	ICV	L	1	P 100%	2.50	P 106%	52.80	P 100%	2.50	P 99%	9.90	P 96%	2.40	P 104%	2.60	P 98%	48.80
11	8/11/2009 12:28	ICB	L	1	P< 1	ND	P< 1	ND	P< 0.5	ND	P< 0.5	ND	P< 0.1	ND	P< 0.5	0.1 B	P< 1	ND
12	8/11/2009 12:44	LCS	L	1	P 100%	2.50	P 105%	52.30	P 100%	2.50	P 98%	9.80	P 96%	2.40	P 96%	2.40	P 97%	48.50
13	8/11/2009 13:00	LCS DUP	L	1	P 100%	2.50	P 105%	52.60	P 100%	2.50	P 99%	9.90	P 96%	2.40	P 100%	2.50	P 98%	49.00
14	8/11/2009 13:17	LHJQ3	L	2	2 G	0.1 B	2	109.20	1 G	ND	1 G	0.4 B	0.2	0.20	1 G	0.5 B	2	188.70
15	8/11/2009 13:33	LEACH BLK	L	1	1	ND	1	ND	0.5	ND	0.5	ND	0.1	ND	0.5	0.1 B	1	ND
16	8/11/2009 13:50	LHJT7	L	2	2 G	0.2 B	2	9.30	1 G	ND	1 G	ND	0.2 G	ND	1 G	0.3 B	2	213.20
17	8/11/2009 14:06	LHJT9 ORG	L	1	1	0.3 B	1	5.70	0.5	ND	0.5	ND	0.1	ND	0.5	0.4 B	1	166.30
18	8/11/2009 14:23	LHJT9 MS	L	1	P 112%	3.10	P 106%	58.70	P 100%	2.50	P 97%	9.70	P 96%	2.40	P 136%	3.80	P 114%	Dil 0X
19	8/11/2009 14:39	LHJVC	L	1	1	0.6 B	1	46.40	0.5	ND	0.5	ND	0.1	ND	0.5	0.60	1	41.80
20	8/11/2009 14:55	LHJVD	L	1	1	0.3 B	1	20.10	0.5	ND	0.5	ND	0.1	ND	0.5	0.3 B	1	89.00
21	8/11/2009 15:12	LHKAM	L	2	2 G	ND	2	12.40	1 G	ND	1 G	0.3 B	0.2 G	ND	1 G	0.1 B	2	256.60
22	8/11/2009 15:28	CCV	L	1	P 100%	2.50	P 105%	52.30	P 100%	2.50	P 98%	9.80	P 96%	2.40	Out 112%	2.80	P 97%	48.50
23	8/11/2009 15:45	CCB	L	1	P< 1	ND	P< 1	0.1 B	P< 0.5	ND	P< 0.5	ND	P< 0.1	ND	P< 0.5	0.1 B	P< 1	ND
24	8/11/2009 16:01	LHMEQ ORG	L	1	1	0.1 B	1	34.20	0.5	ND	0.5	ND	0.1	ND	0.5	0.1 B	1	130.00
25	8/11/2009 16:17	LHMEQ MS	L	1	P 104%	2.70	P 113%	90.50	P 104%	2.60	P 96%	9.60	P 92%	2.30	P 244%	6.20	P 114%	186.90

G - diluted for another analyte or matrix
B - estimated result, < RL

DX-120 Spreadsheet.xls
VER . 2000 09 05

North Canton

Method: 300, 9056

TestAmerica
North Canton
Ion Chromatography

2120

SEQUENCE: \\cansvr11\chem\WET\ic120.i\081109.b\DX120.m Instrument : ic120.i LEVEL 1_____ DATE:_____ Date Analyzed: 8/11/2009

LEVEL 2_____ DATE:_____ Units: mg/L or mg/Kg

Inj #	Inj. Date	Sample ID	Matrix	Dil	FLUORIDE		CHLORIDE		NITRITE		BROMIDE		NITRATE-N		O-PHOS-P		SULFATE	
					RL	Result	RL	Result	RL	Result	RL	Result	RL	Result	RL	Result	RL	Result
		RLs:>>			1		1		0.5		0.5		0.5		0.5		1	
	11-Aug-09	Highest Cal Std conc & area			10	112527387	200	2.027E+09	10	162549109	40	127558140	10	180273514	10	62846529	200	1.33E+09
26	8/11/2009 16:34	LHMEQ MSD	L	1	P 104%	2.70	P 112%	90.30	P 104%	2.60	P 97%	9.70	P 92%	2.30	P 264%	6.70	P 114%	187.00
27	8/11/2009 16:50	LHXPL	L	1	1	0.4 B	1	Dil 20X	0.5	Dil 200X	0.5	0.4 B	0.1	ND	0.5	1.30	1	6.20
28	8/11/2009 17:07	LHXPL	L	5	5 G	0.9 B	5	Dil 5X	2.5 G	ND	2.5 G	ND	0.5 G	ND	2.5 G	0.4 B	5	15.70
29	8/11/2009 17:23	LHXPJ	L	1	1	0.5 B	1	Dil 5X	0.5	ND	0.5	0.3 B	0.1	ND	0.5	0.4 B	1	16.80
30	8/11/2009 17:39	LHXPJ	L	20	20 G	0.4 B	20	3626.00	10 G	ND	10 G	ND	2 G	ND	10 G	1.6 B	20 G	5.6 B
31	8/11/2009 17:56	LHV0N	L	1	1	ND	1	ND	0.5	ND	0.5	ND	0.1	ND	0.5	0.2 B	1	ND
32	8/11/2009 18:12	LHPX8	L	1	1	0.5 B	1	0.4 B	0.5	ND	0.5	ND	0.1	ND	0.5	1.00	1	11.90
33	8/11/2009 18:29	LHP2G	L	1	1	0.1 B	1	0.1 B	0.5	ND	0.5	ND	0.1	ND	0.5	0.2 B	1	4.60
34	8/11/2009 18:45	CCV	L	1	P 100%	2.50	P 105%	52.50	P 100%	2.50	P 99%	9.90	P 96%	2.40	P 108%	2.70	P 97%	48.50
35	8/11/2009 19:02	CCB	L	1	P< 1	ND	P< 1	ND	P< 0.5	ND	P< 0.5	ND	P< 0.1	ND	P< 0.5	ND	P< 1	ND
36	8/11/2009 19:18	LHP2J ORG	L	1	1	ND	1	ND	0.5	ND	0.5	ND	0.1	ND	0.5	0.1 B	1	1.70
37	8/11/2009 19:34	LHP2J MS	L	1	P 104%	2.60	P 99%	49.50	P 96%	2.40	P 93%	9.30	P 92%	2.30	P 208%	5.30	P 94%	48.50
38	8/11/2009 19:51	LHP2P	L	1	1	ND	1	0.2 B	0.5	ND	0.5	ND	0.1	ND	0.5	0.60	1	1.80
39	8/11/2009 20:07	LHP2R	L	1	1	ND	1	0.2 B	0.5	ND	0.5	ND	0.1	ND	0.5	0.60	1	2.80
40	8/11/2009 20:24	LHP1D	L	1	1	0.8 B	1	0.3 B	0.5	ND	0.5	ND	0.1	ND	0.5	0.90	1	9.90
41	8/11/2009 20:40	LHP1M	L	1	1	0.1 B	1	ND	0.5	ND	0.5	ND	0.1	ND	0.5	0.3 B	1	1.80
42	8/11/2009 20:56	LHLFA	L	1	1	0.5 B	1	0.2 B	0.5	ND	0.5	ND	0.1	ND	0.5	1.00	1	6.80
43	8/11/2009 21:13	LHNJV	L	1	1	1.50	1	3.70	0.5	ND	0.5	ND	0.1	ND	0.5	Dil 5X	1	16.00
44	8/11/2009 21:29	LCS	L	1	P 100%	2.50	P 104%	52.10	P 100%	2.50	P 98%	9.80	P 96%	2.40	Out 140%	3.50	P 98%	48.90
45	8/11/2009 21:46	LCS DUP	L	1	P 100%	2.50	P 105%	52.30	P 100%	2.50	P 99%	9.90	P 100%	2.50	Out 112%	2.80	P 98%	49.10
46	8/11/2009 22:02	CCV	L	1	P 100%	2.50	P 105%	52.60	P 100%	2.50	P 99%	9.90	P 96%	2.40	Out 112%	2.80	P 97%	48.70
47	8/11/2009 22:18	CCB	L	1	P< 1	ND	P< 1	ND	P< 0.5	ND	P< 0.5	ND	P< 0.1	ND	P< 0.5	0.1 B	P< 1	ND
48	8/11/2009 22:35	LHXT9	L	1	1	0.2 B	1	Dil 2X	0.5	ND	0.5	ND	0.1	ND	0.5	0.1 B	1	Dil 5X
49	8/11/2009 22:51	LHXT9	L	5	5 G	0.2 B	5	347.90	2.5 G	ND	2.5 G	ND	0.5 G	ND	2.5 G	0.4 B	5	378.70
50	8/11/2009 23:08	LHXVC	L	1	1	0.6 B	1	190.10	0.5	ND	0.5	ND	0.1	ND	0.5	0.1 B	1	36.40

G - diluted for another analyte or matrix
B - estimated result, < RL

North Canton

Method: 300, 9056

TestAmerica
North Canton
Ion Chromatography

SEQUENCE: \\cansvr11\chem\WET\ic120.i\081109.b\DX120.m Instrument : ic120.i LEVEL 1_____ DATE:_____ Date Analyzed: 8/11/2009

LEVEL 2_____ DATE:_____ Units: mg/L or mg/Kg

Inj #	Inj. Date	Sample ID	Matrix	Dil	FLUORIDE		CHLORIDE		NITRITE		BROMIDE		NITRATE-N		O-PHOS-P		SULFATE	
					RL	Result	RL	Result	RL	Result	RL	Result	RL	Result	RL	Result	RL	Result
		RLs:>>			1		1		0.5		0.5		0.5		0.5		1	
	11-Aug-09	Highest Cal Std conc & area			10	112527387	200	2.027E+09	10	162549109	40	127558140	10	180273514	10	62846529	200	1.33E+09
51	8/11/2009 23:24	LHXVC	L	5	5 G	0.4 B	5	160.00	2.5 G	ND	2.5 G	ND	0.5 G	ND	2.5 G	0.4 B	5	33.00
52	8/11/2009 23:40	LHXVD ORG	L	1	1	0.4 B	1	71.40	0.5	ND	0.5	ND	0.1	1.40	0.5	0.1 B	1	96.70
53	8/11/2009 23:57	LHXVD MS	L	1	P 104%	3.00	P 112%	127.50	P 104%	2.60	P 96%	9.60	P 96%	3.80	P 240%	6.10	P 114%	153.50
54	8/12/2009 0:13	LHKE9	L	1	1	3.50	1	142.70	0.5	ND	0.5	1.00	0.1	0.10	0.5	1.10	1	Dil 2X
55	8/12/2009 0:30	LHNG7	L	1	1	8.80	1	73.50	0.5	2.50	0.5	0.1 B	0.1	9.00	0.5	0.80	1	Dil 5X
56	8/12/2009 0:46	LHNHW	L	1	1	1.30	1	24.50	0.5	0.3 B	0.5	ND	0.1	ND	0.5	3.00	1	Dil 5X
57	8/12/2009 1:03	LHQ72	L	1	1	0.2 B	1	Dil 2X	0.5	ND	0.5	7.20	0.1	ND	0.5	0.50	1	85.10
58	8/12/2009 1:19	CCV	L	1	P 100%	2.50	P 107%	53.40	P 104%	2.60	P 101%	10.10	P 100%	2.50	Out 116%	2.90	P 98%	49.10
59	8/12/2009 1:35	CCB	L	1	P< 1	ND	P< 1	ND	P< 0.5	ND	P< 0.5	ND	P< 0.1	ND	P< 0.5	0.1 B	P< 1	ND
60	8/12/2009 1:52	LHQ74	L	1	1	0.2 B	1	Dil 2X	0.5	ND	0.5	10.80	0.1	ND	0.5	ND	1	149.00
61	8/12/2009 2:08	LHQ76	L	1	1	0.1 B	1	Dil 2X	0.5	0.4 B	0.5	6.70	0.1	ND	0.5	0.4 B	1	70.90
62	8/12/2009 2:25	LHQ8K	L	2	2 G	0.1 B	2	Dil 2X	1 G	ND	1	12.50	0.2 G	ND	1 G	ND	2	174.20
63	8/12/2009 2:41	LHRRD	L	1	1	0.2 B	1	103.60	0.5	ND	0.5	0.4 B	0.1	ND	0.5	ND	1	25.40
64	8/12/2009 2:57	LHRTP	L	1	1	0.6 B	1	Dil 2X	0.5	ND	0.5	0.4 B	0.1	ND	0.5	ND	1	0.6 B
65	8/12/2009 3:14	LHRTP	L	5	5 G	0.4 B	5	415.50	2.5 G	ND	2.5 G	ND	0.5 G	ND	2.5 G	0.4 B	5 G	ND
66	8/12/2009 3:30	LHQ53	L	100	100 G	ND	100	Dil 200X	50 G	ND	50 G	27.2 B	10 G	ND	50 G	ND	100	610.30
67	8/12/2009 3:47	LHQ46	L	1	1	ND	1	35.20	0.5	ND	0.5	ND	0.1	ND	0.5	0.1 B	1	184.30
68	8/12/2009 4:03	LHQ46	L	5	5 G	ND	5	28.00	2.5 G	ND	2.5 G	ND	0.5 G	ND	2.5 G	0.3 B	5	144.80
69	8/12/2009 4:19	LHQ5F	L	1	1	0.1 B	1	54.70	0.5	ND	0.5	ND	0.1	ND	0.5	ND	1	68.60
70	8/12/2009 4:36	CCV	L	1	P 100%	2.50	P 106%	53.20	P 100%	2.50	P 100%	10.00	P 100%	2.50	Out 124%	3.10	P 99%	49.70
71	8/12/2009 4:52	CCB	L	1	P< 1	ND	P< 1	ND	P< 0.5	ND	P< 0.5	ND	P< 0.1	ND	P< 0.5	ND	P< 1	ND
72	8/12/2009 5:09	LHQ5D	L	1	1	0.1 B	1	26.30	0.5	ND	0.5	ND	0.1	ND	0.5	0.1 B	1	Dil 0X
73	8/12/2009 5:25	LHQ5D	L	10	10 G	ND	10	21.50	5 G	ND	5 G	ND	1 G	ND	5 G	0.7 B	10	172.30
74	8/12/2009 5:41	LHQ5G	L	1	1	0.1 B	1	38.70	0.5	ND	0.5	ND	0.1	ND	0.5	ND	1	26.40
75	8/12/2009 5:58	LHQ5J ORG	L	1	1	0.5 B	1	67.70	0.5	ND	0.5	0.2 B	0.1	ND	0.5	0.1 B	1	ND

G - diluted for another analyte or matrix
B - estimated result, < RL

DX-120 Spreadsheet.xls
VER . 2000 09 05

2121
North Canton

Method: 300, 9056

TestAmerica
North Canton
Ion Chromatography

SEQUENCE: \\cansvr11\chem\WET\ic120.i\081109.b\DX120.m Instrument : ic120.i LEVEL 1_____ DATE:_____ Date Analyzed: 8/11/2009

LEVEL 2_____ DATE:_____ Units: mg/L or mg/Kg

Inj #	Inj. Date	Sample ID	Matrix	Dil	FLUORIDE		CHLORIDE		NITRITE		BROMIDE		NITRATE-N		O-PHOS-P		SULFATE	
					RL	Result	RL	Result	RL	Result	RL	Result	RL	Result	RL	Result	RL	Result
		RLs:>>			1		1		0.5		0.5		0.5		0.5		1	
	11-Aug-09	Highest Cal Std conc & area			10	112527387	200	2.027E+09	10	162549109	40	127558140	10	180273514	10	62846529	200	1.33E+09
76	8/12/2009 6:14	LHQ5J MS	L	1	P 96%	2.90	P 116%	125.80	P 108%	2.70	P 99%	10.10	P 96%	2.40	P 240%	6.10	P 98%	48.90
77	8/12/2009 6:31	LCS	L	1	P 100%	2.50	P 105%	52.50	P 100%	2.50	P 99%	9.90	P 100%	2.50	Out 128%	3.20	P 99%	49.30
78	8/12/2009 6:47	LCS DUP	L	1	P 100%	2.50	P 105%	52.40	P 100%	2.50	P 98%	9.80	P 96%	2.40	Out 116%	2.90	P 98%	48.90
79	8/12/2009 7:04	CCV	L	1	P 100%	2.50	P 106%	53.00	P 100%	2.50	P 99%	9.90	P 100%	2.50	Out 124%	3.10	P 99%	49.30
80	8/12/2009 7:20	CCB	L	1	P< 1	ND	P< 1	ND	P< 0.5	ND	P< 0.5	ND	P< 0.1	ND	P< 0.5	0.1 B	P< 1	ND
81	8/12/2009 7:36	LHX2D	L	1	1	ND	1	1.00	0.5	ND	0.5	ND	0.1	0.30	0.5	0.50	1	ND
82	8/12/2009 7:53	LHX2D MS	L	1	Orig??	3.50	Orig??	68.60	Orig??	2.80	Orig??	13.10	Orig??	3.40	Orig??	7.30	Orig??	63.00
83	8/12/2009 8:09	LH0C2	L	1	1	1.00	1	Dil 0X	0.5	ND	0.5	0.3 B	0.1	ND	0.5	9.60	1	47.30
84	8/12/2009 8:26	LHX4T	L	1	1	0.2 B	1	70.20	0.5	ND	0.5	0.4 B	0.1	ND	0.5	1.70	1	5.80
85	8/12/2009 8:42	LHX5H	L	1	1	ND	1	150.20	0.5	ND	0.5	0.50	0.1	ND	0.5	0.90	1	2.40
86	8/12/2009 8:58	CCV	L	1	P 100%	2.50	P 107%	53.40	P 100%	2.50	P 100%	10.00	P 100%	2.50	Out 120%	3.00	P 99%	49.70
87	8/12/2009 9:15	CCB	L	1	P< 1	ND	P< 1	ND	P< 0.5	ND	P< 0.5	ND	P< 0.1	ND	P< 0.5	0.1 B	P< 1	ND
0	1/0/1900 0:00	0		0	Unknown Matrix	#VALUE!	Unknown Matrix	#VALUE!	Unknown Matrix	#VALUE!	Unknown Matrix	#VALUE!	Unknown Matrix	#VALUE!	Unknown Matrix	#VALUE!	Unknown Matrix	#VALUE!
0	1/0/1900 0:00	0		0	Unknown Matrix	#VALUE!	Unknown Matrix	#VALUE!	Unknown Matrix	#VALUE!	Unknown Matrix	#VALUE!	Unknown Matrix	#VALUE!	Unknown Matrix	#VALUE!	Unknown Matrix	#VALUE!
0	1/0/1900 0:00	0		0	Unknown Matrix	#VALUE!	Unknown Matrix	#VALUE!	Unknown Matrix	#VALUE!	Unknown Matrix	#VALUE!	Unknown Matrix	#VALUE!	Unknown Matrix	#VALUE!	Unknown Matrix	#VALUE!
0	1/0/1900 0:00	0		0	Unknown Matrix	#VALUE!	Unknown Matrix	#VALUE!	Unknown Matrix	#VALUE!	Unknown Matrix	#VALUE!	Unknown Matrix	#VALUE!	Unknown Matrix	#VALUE!	Unknown Matrix	#VALUE!
0	1/0/1900 0:00	0		0	Unknown Matrix	#VALUE!	Unknown Matrix	#VALUE!	Unknown Matrix	#VALUE!	Unknown Matrix	#VALUE!	Unknown Matrix	#VALUE!	Unknown Matrix	#VALUE!	Unknown Matrix	#VALUE!
0	1/0/1900 0:00	0		0	Unknown Matrix	#VALUE!	Unknown Matrix	#VALUE!	Unknown Matrix	#VALUE!	Unknown Matrix	#VALUE!	Unknown Matrix	#VALUE!	Unknown Matrix	#VALUE!	Unknown Matrix	#VALUE!
0	1/0/1900 0:00	0		0	Unknown Matrix	#VALUE!	Unknown Matrix	#VALUE!	Unknown Matrix	#VALUE!	Unknown Matrix	#VALUE!	Unknown Matrix	#VALUE!	Unknown Matrix	#VALUE!	Unknown Matrix	#VALUE!
0	1/0/1900 0:00	0		0	Unknown Matrix	#VALUE!	Unknown Matrix	#VALUE!	Unknown Matrix	#VALUE!	Unknown Matrix	#VALUE!	Unknown Matrix	#VALUE!	Unknown Matrix	#VALUE!	Unknown Matrix	#VALUE!
0	1/0/1900 0:00	0		0	Unknown Matrix	#VALUE!	Unknown Matrix	#VALUE!	Unknown Matrix	#VALUE!	Unknown Matrix	#VALUE!	Unknown Matrix	#VALUE!	Unknown Matrix	#VALUE!	Unknown Matrix	#VALUE!
0	1/0/1900 0:00	0		0	Unknown Matrix	#VALUE!	Unknown Matrix	#VALUE!	Unknown Matrix	#VALUE!	Unknown Matrix	#VALUE!	Unknown Matrix	#VALUE!	Unknown Matrix	#VALUE!	Unknown Matrix	#VALUE!
0	1/0/1900 0:00	0		0	Unknown Matrix	#VALUE!	Unknown Matrix	#VALUE!	Unknown Matrix	#VALUE!	Unknown Matrix	#VALUE!	Unknown Matrix	#VALUE!	Unknown Matrix	#VALUE!	Unknown Matrix	#VALUE!
0	1/0/1900 0:00	0		0	Unknown Matrix	#VALUE!	Unknown Matrix	#VALUE!	Unknown Matrix	#VALUE!	Unknown Matrix	#VALUE!	Unknown Matrix	#VALUE!	Unknown Matrix	#VALUE!	Unknown Matrix	#VALUE!

G - diluted for another analyte or matrix
B - estimated result, < RL

Report Date : 12-Aug-2009 09:41

TestAmerica North Canton

INITIAL CALIBRATION DATA

Start Cal Date : 11-AUG-2009 09:44
End Cal Date : 11-AUG-2009 11:55
Quant Method : ESTD
Target Version : 4.14
Integrator : Falcon
Method file : \\cansvr11\chem\WET\ic120.i\081109.b\DX120.m
Last Edit : 12-Aug-2009 09:39 kulasekere

Calibration File Names:
Level 1: \\cansvr11\chem\WET\ic120.i\081109.b\0010.d
Level 2: \\cansvr11\chem\WET\ic120.i\081109.b\0009.d
Level 3: \\cansvr11\chem\WET\ic120.i\081109.b\0008.d
Level 4: \\cansvr11\chem\WET\ic120.i\081109.b\0007.d
Level 5: \\cansvr11\chem\WET\ic120.i\081109.b\0006.d
Level 6: \\cansvr11\chem\WET\ic120.i\081109.b\0005.d
Level 7: \\cansvr11\chem\WET\ic120.i\081109.b\0004.d
Level 8: \\cansvr11\chem\WET\ic120.i\081109.b\0003.d
Level 9: \\cansvr11\chem\WET\ic120.i\081109.b\0002.d

Compound	0.0500000 Level 1	0.2500000 Level 2	0.5000000 Level 3	1.0000 Level 4	2.5000 Level 5	4.0000 Level 6	Curve	Coefficients b	m1	m2	%RSD or R^2
	5.0000 Level 7	7.5000 Level 8	10.0000 Level 9								
1 Fluoride	8740420	9705240	9764276	9668795	10128761	10496099					
	10567958	10905293	11252739				AVRG		10136620		7.51708
2 Chloride	6964425	6826388	7160165	7646848	8844806	9461169					
	9561140	9883865	10135562				AVRG		8498263		15.80962
3 Nitrite	14157040	13322824	14013254	13753956	14566516	15464367					
	15358525	15817590	16254911				AVRG		14745443		6.88354

Report Date : 12-Aug-2009 09:41

TestAmerica North Canton

INITIAL CALIBRATION DATA

Start Cal Date : 11-AUG-2009 09:44
End Cal Date : 11-AUG-2009 11:55
Quant Method : ESTD
Target Version : 4.14
Integrator : Falcon
Method file : \\cansvr11\chem\WET\ic120.i\081109.b\DX120.m
Last Edit : 12-Aug-2009 09:39 kulasekere

Compound	0.0500000 Level 1	0.2500000 Level 2	0.5000000 Level 3	1.0000 Level 4	2.5000 Level 5	4.0000 Level 6	Curve	Coefficients b	m1	m2	%RSD or R^2
	5.0000 Level 7	7.5000 Level 8	10.0000 Level 9								
4 Bromide	2687980	2798160	2786224	2769818	2838477	2973530					
	2969898	3072639	3188954				AVRG		2898409		5.62401
5 Nitrate	17951760	15498940	15731992	15763085	16177801	16671673					
	16749611	17320375	18027351				AVRG		16654732		5.70746
6 Phosphate	185890	1102596	2349724	6443377	15362604	24635689					
	30493655	46523450	62846529				LINR	0.06454	6285539		0.99973
7 Sulfate	5060829	4871266	4916489	5053050	5455274	5848791					
	6014402	6372186	6652340				AVRG		5582736		11.92162

Report Date : 13-Aug-2009 13:29

TestAmerica North Canton

INITIAL CALIBRATION DATA

Start Cal Date : 11-AUG-2009 09:44
End Cal Date : 11-AUG-2009 11:55
Quant Method : ESTD
Target Version : 4.14
Integrator : Falcon
Method file : \\cansvr11\dd\chem\WET\ic120.i\081109.b\DX120.m
Last Edit : 12-Aug-2009 09:39 kulasekere

Calibration File Names:
Level 1: \\cansvr11\dd\WET\ic120.i\081109.b\0010.d
Level 2: \\cansvr11\dd\WET\ic120.i\081109.b\0009.d
Level 3: \\cansvr11\dd\WET\ic120.i\081109.b\0008.d
Level 4: \\cansvr11\dd\WET\ic120.i\081109.b\0007.d
Level 5: \\cansvr11\dd\WET\ic120.i\081109.b\0006.d
Level 6: \\cansvr11\dd\WET\ic120.i\081109.b\0005.d
Level 7: \\cansvr11\dd\WET\ic120.i\081109.b\0004.d
Level 8: \\cansvr11\dd\WET\ic120.i\081109.b\0003.d
Level 9: \\cansvr11\dd\WET\ic120.i\081109.b\0002.d

Compound	0.0500000 Level 1	0.2500000 Level 2	0.5000000 Level 3	1.0000 Level 4	2.5000 Level 5	4.0000 Level 6	Curve	Coefficients b	Coefficients m1	Coefficients m2	%RSD or R^2
	5.0000 Level 7	7.5000 Level 8	10.0000 Level 9								
1 Fluoride	8740420	9705240	9764276	9668795	10128761	10496099					
	10567958	10905293	11252739				AVRG		10136620		7.51708
2 Chloride	6964425	6826388	7160165	7646848	8844806	9461169					
	9561140	9883865	10135562				AVRG		8498263		15.80962
3 Nitrite	14157040	13322824	14013254	13753956	14566516	15464367					
	15358525	15817590	16254911				AVRG		14745443		6.88354

Report Date : 13-Aug-2009 13:29

TestAmerica North Canton

INITIAL CALIBRATION DATA

Start Cal Date : 11-AUG-2009 09:44
End Cal Date : 11-AUG-2009 11:55
Quant Method : ESTD
Target Version : 4.14
Integrator : Falcon
Method file : \\cansvr11\dd\chem\WET\ic120.i\081109.b\DX120.m
Last Edit : 12-Aug-2009 09:39 kulasekere

Compound	0.0500000 Level 1 / 5.0000 Level 7	0.2500000 Level 2 / 7.5000 Level 8	0.5000000 Level 3 / 10.0000 Level 9	1.0000 Level 4	2.5000 Level 5	4.0000 Level 6	Curve	Coefficients b	m1	m2	%RSD or R^2
4 Bromide	2687980	2798160	2786224	2769818	2838477	2973530					
	2969898	3072639	3188954				AVRG		2898409		5.62401
5 Nitrate	17951760	15498940	15731992	15763085	16177801	16671673					
	16749611	17320375	18027351				AVRG		16654732		5.70746
6 Phosphate	185890	1102596	2349724	6443377	15362604	24635689					
	30493655	46523450	62846529				LINR	0.06454	6285539		0.99973
7 Sulfate	5060829	4871266	4916489	5053050	5455274	5848791					
	6014402	6372186	6652340				AVRG		5582736		11.92162

Data File: \\cansvr11\chem\WET\ic120.i\081109.b\0059.d
Report Date: 12-Aug-2009 06:43

TestAmerica North Canton

CONTINUING CALIBRATION COMPOUNDS

Instrument ID: ic120.i Injection Date: 12-AUG-2009 01:19
Lab File ID: 0059.d Init. Cal. Date(s): 11-AUG-2009 11-AUG-2009
Analysis Type: WATER Init. Cal. Times: 09:44 11:55
Lab Sample ID: CCV Quant Type: ESTD
Method: \\cansvr11\chem\WET\ic120.i\081109.b\DX120.m

COMPOUND	RRF / AMOUNT	RF3	CCAL RRF3	MIN RRF	%D / %DRIFT	MAX %D / %DRIFT	CURVE TYPE	
1 Fluoride	10136620	10306174	10306174	0.010	-1.67269	10.00000	Averaged	
2 Chloride	8498263	9067652	9067652	0.010	-6.70006	10.00000	Averaged	
3 Nitrite	14745443	15396870	15396870	0.010	-4.41782	10.00000	Averaged	
4 Bromide	2898409	2939417	2939417	0.010	-1.41484	10.00000	Averaged	
5 Nitrate	16654732	16368883	16368883	0.010	1.71632	10.00000	Averaged	
6 Phosphate	2.50000	2.85524	7016408	0.010	-14.20944	10.00000	Linear	<-
7 Sulfate	5582736	5486837	5486837	0.010	1.71779	10.00000	Averaged	

Data File: \\cansvr11\chem\WET\ic120.i\081109.b\0071.d
Report Date: 12-Aug-2009 06:43

TestAmerica North Canton

CONTINUING CALIBRATION COMPOUNDS

Instrument ID: ic120.i Injection Date: 12-AUG-2009 04:36
Lab File ID: 0071.d Init. Cal. Date(s): 11-AUG-2009 11-AUG-2009
Analysis Type: WATER Init. Cal. Times: 09:44 11:55
Lab Sample ID: CCV Quant Type: ESTD
Method: \\cansvr11\chem\WET\ic120.i\081109.b\DX120.m

COMPOUND	RRF / AMOUNT	RF3	CCAL RRF3	MIN RRF	%D / %DRIFT	MAX %D / %DRIFT	CURVE TYPE	
1 Fluoride	10136620	10226728	10226728	0.010	-0.88893	10.00000	Averaged	
2 Chloride	8498263	9035472	9035472	0.010	-6.32140	10.00000	Averaged	
3 Nitrite	14745443	14836313	14836313	0.010	-0.61626	10.00000	Averaged	
4 Bromide	2898409	2889586	2889586	0.010	0.30442	10.00000	Averaged	
5 Nitrate	16654732	16421213	16421213	0.010	1.40212	10.00000	Averaged	
6 Phosphate	2.50000	3.07467	7568110	0.010	-22.98676	10.00000	Linear	<-
7 Sulfate	5582736	5546286	5546286	0.010	0.65291	10.00000	Averaged	

APPENDIX E

ANALYTICAL-DATA TABLE

Table E-1

Analytical Chemical Results for Groundwater Samples, July-August 2009
Lockheed Martin Middle River Complex, Middle River, Maryland

SAMPLE ID:	MRC-MW02A-072909	MRC-MW04A-073109	MRC-MW07A-072909	MRC-MW08A-072809	MRC-MW12A-073009	MRC-MW12B-073009	MRC-MW14A-073009
LABORATORY ID:	A9G300230004	A9H010115003	A9G300230002	A9G290200002	A9G310180003	A9G310180002	A9G310180004
SAMPLE DATE:	7/29/2009	7/31/2009	7/29/2009	7/28/2009	7/30/2009	7/30/2009	7/30/2009
LOCATION:	MRC-MW02A	MRC-MW04A	MRC-MW07A	MRC-MW08A	MRC-MW12A	MRC-MW12B	MRC-MW14A
VOLATILES (ug/L)							
1,1,1,2-TETRACHLOROETHANE			0.23 U	0.23 U	13.5286 U	4.6 U	0.23 U
1,1,1-TRICHLOROETHANE			0.22 U	0.22 U	12.9404 U	4.4 U	0.22 U
1,1,2,2-TETRACHLOROETHANE			0.18 U	0.18 U	10.5876 U	3.6 U	0.18 U
1,1,2-TRICHLOROTRIFLUOROETHANE			0.28 U	0.28 U	16.4696 U	5.6 U	0.28 U
1,1-DICHLOROETHANE			2.626	0.15 U	14.378 J	4.713 J	2.043
1,1-DICHLOROETHENE			6.226	0.19 U	193.87	30.984	2.079
1,1-DICHLOROPROPENE			0.13 U	0.13 U	7.6466 U	2.6 U	0.13 U
1,2,3-TRICHLOROBENZENE			0.17 U	0.17 U	9.9994 U	3.4 U	0.17 U
1,2,3-TRICHLOROPROPANE			0.43 U	0.43 U	25.2926 U	8.6 U	0.43 U
1,2,3-TRIMETHYLBENZENE			0.0059 U	0.0059 U	0.347038 U	0.118 U	0.0059 U
1,2,4-TRICHLOROBENZENE			0.15 U	0.15 U	8.823 U	3 U	0.15 U
1,2,4-TRIMETHYLBENZENE			0.12 U	0.12 U	7.0584 U	2.4 U	0.12 U
1,2-DIBROMO-3-CHLOROPROPANE			0.67 U	0.67 U	39.4094 U	13.4 U	0.67 U
1,2-DIBROMOETHANE			0.24 U	0.24 U	14.1168 U	4.8 U	0.24 U
1,2-DICHLOROBENZENE			0.13 U	0.13 U	7.6466 U	2.6 U	0.13 U
1,2-DICHLOROETHANE			0.22 U	0.22 U	12.9404 U	4.4 U	0.22 U
1,2-DICHLOROPROPANE			0.18 U	0.18 U	10.5876 U	3.6 U	0.18 U
1,3-DICHLOROBENZENE			0.14 U	0.1909 J	8.2348 U	2.8 U	0.14 U
1,3-DICHLOROPROPANE			0.16 U	0.16 U	9.4112 U	3.2 U	0.16 U
1,4-DICHLOROBENZENE			0.13 U	0.13 U	7.6466 U	2.6 U	0.13 U
2,2-DICHLOROPROPANE			0.13 U	0.13 U	7.6466 U	2.6 U	0.13 U
2-BUTANONE			0.57 U	0.57 U	33.5274 U	11.4 U	0.57 U
2-CHLOROETHYL VINYL ETHER			0.99 U	0.99 U	58.2318 U	19.8 U	0.99 U
2-CHLOROTOLUENE			0.11 U	0.11 U	6.4702 U	2.2 U	0.11 U
2-HEXANONE			0.41 U	0.41 U	24.1162 U	8.2 U	0.41 U
4-CHLOROTOLUENE			0.18 U	0.18 U	10.5876 U	3.6 U	0.18 U
4-ISOPROPYLTOLUENE			0.12 U	0.12 U	7.0584 U	2.4 U	0.12 U

Table E-1

Analytical Chemical Results for Groundwater Samples, July-August 2009
Lockheed Martin Middle River Complex, Middle River, Maryland

SAMPLE ID:	MRC-MW02A-072909	MRC-MW04A-073109	MRC-MW07A-072909	MRC-MW08A-072809	MRC-MW12A-073009	MRC-MW12B-073009	MRC-MW14A-073009
LABORATORY ID:	A9G300230004	A9H010115003	A9G300230002	A9G290200002	A9G310180003	A9G310180002	A9G310180004
SAMPLE DATE:	7/29/2009	7/31/2009	7/29/2009	7/28/2009	7/30/2009	7/30/2009	7/30/2009
LOCATION:	MRC-MW02A	MRC-MW04A	MRC-MW07A	MRC-MW08A	MRC-MW12A	MRC-MW12B	MRC-MW14A
4-METHYL-2-PENTANONE			0.32 U	0.32 U	18.8224 U	6.4 U	0.32 U
ACETONE			1.1 U	1.1 U	64.702 U	22 U	2.029 B
BENZENE			0.13 U	0.13 U	7.6466 U	2.6 U	0.13 U
BROMOBENZENE			0.13 U	0.13 U	7.6466 U	2.6 U	0.13 U
BROMOCHLOROMETHANE			0.29 U	0.29 U	17.0578 U	5.8 U	0.29 U
BROMODICHLOROMETHANE			0.15 U	0.15 U	8.823 U	3 U	0.15 U
BROMOFORM			0.64 U	0.64 U	37.6448 U	12.8 U	0.64 U
BROMOMETHANE			0.41 U	0.41 U	24.1162 U	8.2 U	0.41 U
CARBON DISULFIDE			0.13 U	0.13 U	7.6466 U	2.6 U	0.13 U
CARBON TETRACHLORIDE			0.13 U	0.13 U	7.6466 U	2.6 U	0.13 U
CHLOROBENZENE			0.15 U	0.15 U	8.823 U	3 U	0.15 U
CHLORODIBROMOMETHANE			0.18 U	0.18 U	10.5876 U	3.6 U	0.18 U
CHLOROETHANE			0.29 U	0.29 U	17.0578 U	5.8 U	0.29 U
CHLOROFORM			0.1835 J	0.16 U	9.4112 U	3.2 U	0.16 U
CHLOROMETHANE			0.3 U	0.3 U	17.646 U	6 U	0.3 U
CIS-1,2-DICHLOROETHENE			0.5427 J	0.17 U	161.11	32.826	12.328
CIS-1,3-DICHLOROPROPENE			0.14 U	0.14 U	8.2348 U	2.8 U	0.14 U
DIBROMOMETHANE			0.28 U	0.28 U	16.4696 U	5.6 U	0.28 U
DICHLORODIFLUOROMETHANE			0.31 U	0.31 U	18.2342 U	6.2 U	0.31 U
DIISOPROPYL ETHER			1.5 U	1.5 U	88.23 U	30 U	1.5 U
ETHANE							
ETHENE							
ETHYL TERT-BUTYL ETHER			0.11 U	0.11 U	6.4702 U	2.2 U	0.11 U
ETHYLBENZENE			0.17 U	0.17 U	9.9994 U	3.4 U	0.17 U
HEXACHLOROBUTADIENE			0.3 U	0.3 U	17.646 U	6 U	0.3 U
ISOPROPYLBENZENE			0.13 U	0.13 U	7.6466 U	2.6 U	0.13 U
M+P-XYLENES			0.24 U	0.24 U	14.1168 U	4.8 U	0.24 U
METHANE							

Table E-1

Analytical Chemical Results for Groundwater Samples, July-August 2009
Lockheed Martin Middle River Complex, Middle River, Maryland

SAMPLE ID:	MRC-MW02A-072909	MRC-MW04A-073109	MRC-MW07A-072909	MRC-MW08A-072809	MRC-MW12A-073009	MRC-MW12B-073009	MRC-MW14A-073009
LABORATORY ID:	A9G300230004	A9H010115003	A9G300230002	A9G290200002	A9G310180003	A9G310180002	A9G310180004
SAMPLE DATE:	7/29/2009	7/31/2009	7/29/2009	7/28/2009	7/30/2009	7/30/2009	7/30/2009
LOCATION:	MRC-MW02A	MRC-MW04A	MRC-MW07A	MRC-MW08A	MRC-MW12A	MRC-MW12B	MRC-MW14A
METHYL TERT-BUTYL ETHER			0.17 U	0.17 U	9.9994 U	3.4 U	0.17 U
METHYLENE CHLORIDE			0.33 U	0.33 U	19.4106 U	6.6 U	0.33 U
NAPHTHALENE			0.24 U	0.24 U	14.1168 U	4.8 U	0.24 U
N-BUTYLBENZENE			0.12 U	0.12 U	7.0584 U	2.4 U	0.12 U
N-PROPYLBENZENE			0.14 U	0.14 U	8.2348 U	2.8 U	0.14 U
O-XYLENE			0.14 U	0.14 U	8.2348 U	2.8 U	0.14 U
SEC-BUTYLBENZENE			0.13 U	0.13 U	7.6466 U	2.6 U	0.13 U
STYRENE			0.11 U	0.11 U	6.4702 U	2.2 U	0.11 U
TERT-AMYL METHYL ETHER			0.067 U	0.067 U	3.94094 U	1.34 U	0.067 U
TERT-BUTYLBENZENE			0.13 U	0.13 U	7.6466 U	2.6 U	0.13 U
TERTIARY-BUTYL ALCOHOL			20 UR	20 UR	1176.4 UR	400 UR	20 UR
TETRACHLOROETHENE			2.312	0.29 U	17.0578 U	5.8 U	0.29 U
TOLUENE			0.13 U	0.13 U	7.6466 U	2.6 U	0.13 U
TOTAL XYLENES			0.28 U	0.28 U	16.4696 U	5.6 U	0.28 U
TRANS-1,2-DICHLOROETHENE			0.19 U	0.19 U	11.1758 U	3.8 U	2.36
TRANS-1,3-DICHLOROPROPENE			0.19 U	0.19 U	11.1758 U	3.8 U	0.19 U
TRICHLOROETHENE			1.287	0.17 U	1244.9	309.75	8.191
TRICHLOROFLUOROMETHANE			0.21 U	0.21 U	12.3522 U	4.2 U	0.21 U
VINYL ACETATE			0.19 U	0.19 U	11.1758 U	3.8 U	0.19 U
VINYL CHLORIDE			0.22 U	0.22 U	12.9404 U	4.4 U	0.5043 J
SEMIVOLATILES (ug/L)							
1,4-DIOXANE			3.9935	0.49 U	136.06	39.138	4.2914
INORGANICS (ug/L)							
ANTIMONY	0.21	0.07	0.47	2 U	0.24	2 U	2 U
ARSENIC	0.21	0.54	0.49	0.4	0.94	5 U	1
BARIUM	109	116	58.1	148	87.1	89.6	58.8
BERYLLIUM	4.2	1.4 K	0.42 K	0.58	0.14 K	0.063 K	0.041 K
CADMIUM	0.24 B	1.8 K	0.54 K	0.088 B	0.07 B	0.04 B	1 U

Table E-1

Analytical Chemical Results for Groundwater Samples, July-August 2009
Lockheed Martin Middle River Complex, Middle River, Maryland

SAMPLE ID:	MRC-MW02A-072909	MRC-MW04A-073109	MRC-MW07A-072909	MRC-MW08A-072809	MRC-MW12A-073009	MRC-MW12B-073009	MRC-MW14A-073009
LABORATORY ID:	A9G300230004	A9H010115003	A9G300230002	A9G290200002	A9G310180003	A9G310180002	A9G310180004
SAMPLE DATE:	7/29/2009	7/31/2009	7/29/2009	7/28/2009	7/30/2009	7/30/2009	7/30/2009
LOCATION:	MRC-MW02A	MRC-MW04A	MRC-MW07A	MRC-MW08A	MRC-MW12A	MRC-MW12B	MRC-MW14A
CHROMIUM	0.8	0.3	0.44	0.96	0.92	0.19	2 U
COBALT	74.2	396	204	120	34.2	26.9	62.5
COPPER	67.9	9.5	23	0.77 B	1.2 K	0.22 B	0.1 B
IRON	249	238	47.2 B	37200	31700	5180	46400
LEAD	0.78 K	0.33 K	2 K	0.43	0.84 K	0.1 B	0.045 B
MANGANESE	33.7 K	2450	1390	40700	2010	2150	3190
MERCURY	0.2 UL	0.2 U	0.2 UL	0.2 U	0.2 U	0.2 U	0.2 U
MOLYBDENUM	0.3 B	0.43	2 U	2 U	0.37	2 U	2 U
NICKEL	111	439	274	262	66.9	56.2	45.2
POTASSIUM							
SELENIUM	0.32 B	1.4 K	2.1 K	0.29	0.23 B	5 U	0.25 B
SILVER	1 U	0.062 B	0.049 B	1 U	1 U	1 U	1 U
THALLIUM	1 U	0.29 B	0.16 B	1 U	1 U	1 U	1 U
VANADIUM	1.2 B	20 U	20 U	0.72 B	1.3 B	20 U	20 U
ZINC	103	318	75.1	116	191	91.6	26.7
INORGANICS FILTERED (ug/L)							
ANTIMONY	0.18	2 U	0.41	2 U	0.11	2 U	2 U
ARSENIC	5 U	0.71	0.41	0.27	0.62	5 U	1.2
BARIUM	108	121	59.4	140	83.2	83.6	56.7
BERYLLIUM	4	1.4	0.37 K	0.49	0.063 K	0.039 K	0.072 K
CADMIUM	0.24 K	1.9 K	0.56 K	0.083 B	0.061 B	0.05 B	1 U
CHROMIUM	0.28	0.1	0.35	2 U	2 U	2 U	2 U
COBALT	73.6	395	210	114	38	24.2	67.3
COPPER	61.5	9.6	23	0.38 B	0.28 B	0.3 B	0.33 B
IRON	50 U	160	50 U	34300	37700	6320	45300
LEAD	0.13 B	0.21 B	1.7 K	0.099 B	0.092 B	1 U	0.068 B

Table E-1

Analytical Chemical Results for Groundwater Samples, July-August 2009
Lockheed Martin Middle River Complex, Middle River, Maryland

SAMPLE ID:	MRC-MW02A-072909	MRC-MW04A-073109	MRC-MW07A-072909	MRC-MW08A-072809	MRC-MW12A-073009	MRC-MW12B-073009	MRC-MW14A-073009
LABORATORY ID:	A9G300230004	A9H010115003	A9G300230002	A9G290200002	A9G310180003	A9G310180002	A9G310180004
SAMPLE DATE:	7/29/2009	7/31/2009	7/29/2009	7/28/2009	7/30/2009	7/30/2009	7/30/2009
LOCATION:	MRC-MW02A	MRC-MW04A	MRC-MW07A	MRC-MW08A	MRC-MW12A	MRC-MW12B	MRC-MW14A
MANGANESE	30.2 K	2500	1440	39900	2110	2080	3380
MERCURY	0.2 UL	0.2 U	0.2 UL	0.2 U	0.2 U	0.2 U	0.2 U
MOLYBDENUM	0.3 B	2 U	2 U	2 U	2 U	2 U	2 U
NICKEL	111	436	284	243	73.5	56	49.3
SELENIUM	0.34 B	1.4 K	2.2 K	0.2	0.16 B	5 U	0.37 B
SILVER	1 U	0.061 B	0.046 B	1 U	1 U	1 U	1 U
THALLIUM	1 U	0.19 B	0.14 B	1 U	0.17 B	1 U	1 U
VANADIUM	0.61	20 U	20 U	20 U	20 U	20 U	20 U
ZINC	97.5	315	77.7	105	193	98.6	32.4
MISCELLANEOUS (mg/L)							
ALKALINITY							
AMMONIA-N							
CHLORIDE							
DISSOLVED ORGANIC CARBON							
NITRATE-N							
NITRITE-N							
ORTHOPHOSPHATE-P							
SULFATE							
TOTAL DISSOLVED SOLIDS							

Table E-1

Analytical Chemical Results for Groundwater Samples, July-August 2009
Lockheed Martin Middle River Complex, Middle River, Maryland

SAMPLE ID:	MRC-MW14B-082709	MRC-MW14C-083109	MRC-MW15A-082709	MRC-MW16A-082709	MRC-MW17A-073109	MRC-MW19A-072909	MRC-MW21A-082409
LABORATORY ID:	A9H280125002	A9I030309002	A9H280125006	A9H280125007	A9H010115002	A9G300230003	A9H250196002
SAMPLE DATE:	8/27/2009	8/31/2009	8/27/2009	8/27/2009	7/31/2009	7/29/2009	8/24/2009
LOCATION:	MRC-MW14B	MRC-MW14C	MRC-MW15A	MRC-MW16A	MRC-MW17A	MRC-MW19A	MRC-MW21A
VOLATILES (ug/L)							
1,1,1,2-TETRACHLOROETHANE	19 U	0.23 U	0.33 U	0.92 U	2.3 U	0.23 U	0.23 U
1,1,1-TRICHLOROETHANE	18 J	0.22 U	0.31 U	1.4 J	2.2 U	0.22 U	0.22 U
1,1,2,2-TETRACHLOROETHANE	15 U	0.18 U	0.26 U	0.72 U	1.8 U	0.18 U	0.18 U
1,1,2-TRICHLOROTRIFLUOROETHANE	23 U	0.28 U	0.4 U	1.1 U	2.8 U	0.28 U	0.28 U
1,1-DICHLOROETHANE	44 J	0.15 U	17	56	1.5 U	2.194	11
1,1-DICHLOROETHENE	550	0.19 U	38	150	1.9 U	0.19 U	14
1,1-DICHLOROPROPENE	11 U	0.13 U	0.19 U	0.52 U	1.3 U	0.13 U	0.13 U
1,2,3-TRICHLOROBENZENE	14 U	0.17 U	0.24 U	0.68 U	1.7 U	0.17 U	0.17 U
1,2,3-TRICHLOROPROPANE	36 U	0.43 U	0.61 U	1.7 U	4.3 U	0.43 U	0.43 U
1,2,3-TRIMETHYLBENZENE	0.49 U	0.0059 U	0.0084 U	0.024 U	2.304 J	0.0059 U	0.0059 U
1,2,4-TRICHLOROBENZENE	12 U	0.15 U	0.21 U	0.6 U	1.5 U	0.15 U	0.15 U
1,2,4-TRIMETHYLBENZENE	10 U	0.12 U	0.17 U	0.48 U	4.006 J	0.12 U	0.12 U
1,2-DIBROMO-3-CHLOROPROPANE	56 U	0.67 U	0.96 U	2.7 U	6.7 U	0.67 U	0.67 U
1,2-DIBROMOETHANE	20 U	0.24 U	0.34 U	0.96 U	2.4 U	0.24 U	0.24 U
1,2-DICHLOROBENZENE	11 U	0.13 U	0.19 U	0.52 U	1.3 U	0.13 U	0.13 U
1,2-DICHLOROETHANE	18 U	0.22 U	0.75 J	0.88 U	2.2 U	0.22 U	0.22 U
1,2-DICHLOROPROPANE	15 U	0.18 U	0.26 U	0.72 U	1.8 U	0.18 U	0.18 U
1,3-DICHLOROBENZENE	12 U	0.14 U	0.2 U	0.56 U	1.4 U	0.14 U	0.14 U
1,3-DICHLOROPROPANE	13 U	0.16 U	0.23 U	0.64 U	1.6 U	0.16 U	0.16 U
1,4-DICHLOROBENZENE	11 U	0.13 U	0.19 U	0.52 U	1.3 U	0.13 U	0.13 U
2,2-DICHLOROPROPANE	11 U	0.13 U	0.19 U	0.52 U	1.3 U	0.13 U	0.13 U
2-BUTANONE	47 U	0.57 U	0.82 U	2.3 U	5.7 U	0.57 U	0.63 J
2-CHLOROETHYL VINYL ETHER	82 U	0.99 U	1.4 U	4 U	9.9 U	0.99 U	0.99 U
2-CHLOROTOLUENE	9.2 U	0.11 U	0.16 U	0.44 U	1.1 U	0.11 U	0.11 U
2-HEXANONE	34 U	0.41 U	0.59 U	1.6 U	4.1 U	0.41 U	0.41 U
4-CHLOROTOLUENE	15 U	0.18 U	0.26 U	0.72 U	1.8 U	0.18 U	0.18 U
4-ISOPROPYLTOLUENE	10 U	0.12 U	0.17 U	0.48 U	1.2 U	0.12 U	0.12 U

Table E-1

Analytical Chemical Results for Groundwater Samples, July-August 2009
Lockheed Martin Middle River Complex, Middle River, Maryland

SAMPLE ID:	MRC-MW14B-082709	MRC-MW14C-083109	MRC-MW15A-082709	MRC-MW16A-082709	MRC-MW17A-073109	MRC-MW19A-072909	MRC-MW21A-082409
LABORATORY ID:	A9H280125002	A9I030309002	A9H280125006	A9H280125007	A9H010115002	A9G300230003	A9H250196002
SAMPLE DATE:	8/27/2009	8/31/2009	8/27/2009	8/27/2009	7/31/2009	7/29/2009	8/24/2009
LOCATION:	MRC-MW14B	MRC-MW14C	MRC-MW15A	MRC-MW16A	MRC-MW17A	MRC-MW19A	MRC-MW21A
4-METHYL-2-PENTANONE	27 U	0.32 U	0.46 U	1.3 U	3.2 U	0.32 U	0.32 U
ACETONE	92 U	3.7 B	4.6 B	4.4 U	20.806 B	1.1 U	12 B
BENZENE	37 J	0.13 U	0.19 U	0.52 U	186.76	0.13 U	0.13 U
BROMOBENZENE	11 U	0.13 U	0.19 U	0.52 U	1.3 U	0.13 U	0.13 U
BROMOCHLOROMETHANE	24 U	0.29 U	0.41 U	1.2 U	2.9 U	0.29 U	0.29 U
BROMODICHLOROMETHANE	12 U	0.15 U	0.21 U	0.6 U	1.5 U	0.15 U	0.15 U
BROMOFORM	53 U	0.64 U	0.92 U	2.6 U	6.4 U	0.64 U	0.64 U
BROMOMETHANE	34 U	0.41 U	0.59 U	1.6 U	4.1 U	0.41 U	0.41 U
CARBON DISULFIDE	11 U	0.13 U	0.19 U	0.52 U	1.3 U	0.13 U	0.13 U
CARBON TETRACHLORIDE	11 U	0.13 U	0.19 U	0.52 U	1.3 U	0.13 U	0.13 U
CHLOROBENZENE	12 U	0.15 U	0.21 U	0.6 U	1.5 U	0.15 U	0.15 U
CHLORODIBROMOMETHANE	15 U	0.18 U	0.26 U	0.72 U	1.8 U	0.18 U	0.18 U
CHLOROETHANE	24 U	0.29 U	0.41 U	1.2 U	2.9 U	0.29 U	0.29 U
CHLOROFORM	13 U	0.16 U	0.23 U	0.64 U	1.6 U	1.067	0.16 U
CHLOROMETHANE	25 U	0.3 U	0.43 U	1.2 U	3 U	0.3 U	0.3 U
CIS-1,2-DICHLOROETHENE	41 J	0.17 U	0.24 U	16	3.295 J	0.17 U	0.9 J
CIS-1,3-DICHLOROPROPENE	12 U	0.14 U	0.2 U	0.56 U	1.4 U	0.14 U	0.14 U
DIBROMOMETHANE	23 U	0.28 U	0.4 U	1.1 U	2.8 U	0.28 U	0.28 U
DICHLORODIFLUOROMETHANE	26 U	0.31 U	0.44 U	1.2 U	3.1 U	0.31 U	0.31 U
DIISOPROPYL ETHER	120 U	1.5 U	2.1 U	6 U	15 U	1.5 U	1.5 U
ETHANE	0.27 U						0.27 U
ETHENE	0.24 U						0.26 J
ETHYL TERT-BUTYL ETHER	9.2 U	0.11 U	0.16 U	0.44 U	1.1 U	0.11 U	0.11 U
ETHYLBENZENE	14 U	0.17 U	0.24 U	0.68 U	43.121	0.17 U	0.17 U
HEXACHLOROBUTADIENE	25 U	0.3 U	0.43 U	1.2 U	3 U	0.3 U	0.3 U
ISOPROPYLBENZENE	11 U	0.13 U	0.19 U	0.52 U	2.894 J	0.13 U	0.13 U
M+P-XYLENES	20 U	0.24 U	0.34 U	0.96 U	25.208	0.24 U	0.24 U
METHANE	7.2						250

Table E-1

Analytical Chemical Results for Groundwater Samples, July-August 2009
Lockheed Martin Middle River Complex, Middle River, Maryland

SAMPLE ID:	MRC-MW14B-082709	MRC-MW14C-083109	MRC-MW15A-082709	MRC-MW16A-082709	MRC-MW17A-073109	MRC-MW19A-072909	MRC-MW21A-082409
LABORATORY ID:	A9H280125002	A9I030309002	A9H280125006	A9H280125007	A9H010115002	A9G300230003	A9H250196002
SAMPLE DATE:	8/27/2009	8/31/2009	8/27/2009	8/27/2009	7/31/2009	7/29/2009	8/24/2009
LOCATION:	MRC-MW14B	MRC-MW14C	MRC-MW15A	MRC-MW16A	MRC-MW17A	MRC-MW19A	MRC-MW21A
METHYL TERT-BUTYL ETHER	14 U	0.17 U	0.24 U	0.68 U	1.7 U	0.17 U	0.17 U
METHYLENE CHLORIDE	32 B	0.33 U	1.2 B	1.6 B	6.92 J	0.33 U	0.33 U
NAPHTHALENE	20 U	0.24 U	0.34 U	0.96 U	2.4 U	0.24 U	0.24 U
N-BUTYLBENZENE	10 U	0.12 U	0.17 U	0.48 U	1.2 U	0.12 U	0.12 U
N-PROPYLBENZENE	12 U	0.14 U	0.2 U	0.56 U	5.359 J	0.14 U	0.14 U
O-XYLENE	12 U	0.14 U	0.2 U	0.56 U	2.949 J	0.14 U	0.14 U
SEC-BUTYLBENZENE	11 U	0.13 U	0.19 U	0.52 U	1.3 U	0.13 U	0.13 U
STYRENE	9.2 U	0.11 U	0.16 U	0.44 U	1.1 U	0.11 U	0.11 U
TERT-AMYL METHYL ETHER	5.6 U	0.067 U	0.096 U	0.27 U	0.67 U	0.067 U	0.067 U
TERT-BUTYLBENZENE	11 U	0.13 U	0.19 U	0.52 U	1.3 U	0.13 U	0.13 U
TERTIARY-BUTYL ALCOHOL	320 UR	3.9 UR	5.6 UR	16 UR	200 UR	20 UR	3.9 UR
TETRACHLOROETHENE	24 U	0.29 U	0.41 U	21	2.9 U	0.29 U	1.7
TOLUENE	11 U	0.13 U	0.19 U	0.52 U	23.95	0.13 U	0.13 U
TOTAL XYLENES	23 U	0.28 U	0.4 U	1.1 U	28.157	0.28 U	0.28 U
TRANS-1,2-DICHLOROETHENE	16 U	0.19 U	0.27 U	0.76 U	1.9 U	0.19 U	0.19 U
TRANS-1,3-DICHLOROPROPENE	16 U	0.19 U	0.27 U	0.76 U	1.9 U	0.19 U	0.19 U
TRICHLOROETHENE	2500	0.17 U	0.41 J	35	17.114	0.17 U	9.3
TRICHLOROFLUOROMETHANE	17 U	0.21 U	0.3 U	0.84 U	2.1 U	1.36	0.21 U
VINYL ACETATE	16 U	0.19 U	0.27 U	0.76 U	1.9 U	0.19 U	0.19 U
VINYL CHLORIDE	18 U	0.22 U	7.4	22	2.2 U	0.22 U	1.3
SEMIVOLATILES (ug/L)							
1,4-DIOXANE	110	0.49 U	5.7	31	3.0276	4.8316	0.89 J
INORGANICS (ug/L)							
ANTIMONY	0.8	0.1 B	0.055 U	0.055 U	0.074	0.33	0.17 B
ARSENIC	0.21 U	0.88	0.6	0.86	1.4	5.1	4.7
BARIUM	79.4	70.3	120	382	322	95.7	104
BERYLLIUM	0.35 B	0.34 B	0.07 B	7.6	0.42 K	3.2	1.1
CADMIUM	0.48	0.033 B	0.027 U	1.1	0.14 B	1.3 K	0.027 U

Table E-1

Analytical Chemical Results for Groundwater Samples, July-August 2009
Lockheed Martin Middle River Complex, Middle River, Maryland

SAMPLE ID:	MRC-MW14B-082709	MRC-MW14C-083109	MRC-MW15A-082709	MRC-MW16A-082709	MRC-MW17A-073109	MRC-MW19A-072909	MRC-MW21A-082409
LABORATORY ID:	A9H280125002	A9I030309002	A9H280125006	A9H280125007	A9H010115002	A9G300230003	A9H250196002
SAMPLE DATE:	8/27/2009	8/31/2009	8/27/2009	8/27/2009	7/31/2009	7/29/2009	8/24/2009
LOCATION:	MRC-MW14B	MRC-MW14C	MRC-MW15A	MRC-MW16A	MRC-MW17A	MRC-MW19A	MRC-MW21A
CHROMIUM	4.2	6.7	0.19 B	0.37 B	2 U	28.3	10.8
COBALT	34.2	15.2	44	266	110	674	21
COPPER	12.2	7.4	0.35 B	7.9	0.18 B	210	8.3
IRON	54200	18700	16400	6340	51000	25300	21800
LEAD	3	2.5	0.14 B	1.2	0.2 B	12.4	3.2
MANGANESE	1260	1220	5370	6160	13800	1790	2890
MERCURY	0.1 U	0.11 B	0.1 U	0.1 U	0.2 U	0.2 UL	0.1 U
MOLYBDENUM	0.9 B	0.2 U	0.2 U	0.2 U	2 U	1.3 B	0.6 B
NICKEL	58.9	27.6	11.3	271	122	1030	17.1
POTASSIUM	4980						10700
SELENIUM	0.44	0.21 B	0.19	0.28	0.18 B	1.1 B	1.1
SILVER	0.41	0.033 U	0.033 U	0.033 U	1 U	0.047 B	0.033 U
THALLIUM	0.12 U	0.12 U	0.13 B	0.12 U	1 U	0.36 B	0.14 B
VANADIUM	8.1	8.9	0.6 U	0.6 U	20 U	43	14.6
ZINC	59.2	64.8	13.1	411	120	652	35.6 K
INORGANICS FILTERED (ug/L)							
ANTIMONY	0.18 B	0.055 U	0.055 U	0.055 U	2 U	2 U	0.055 U
ARSENIC	0.21 U	0.3	0.7	0.21 U	1.4	5 U	2
BARIUM	93.4	52.2	120	480	370	40.8	94.6
BERYLLIUM	0.16 B	0.089 B	0.1 B	11.9	0.34 K	2.7	0.037 U
CADMIUM	0.21 B	0.027 U	0.027 U	1.8	0.089 B	1.5 K	0.027 U
CHROMIUM	0.68 B	1.4	0.066 U	0.33 B	2 U	0.52	0.066 U
COBALT	68	8.9	47	350	84.6	750	16.1
COPPER	0.74 B	1.7 B	0.38 B	11.3	0.42 K	204	0.27 B
IRON	106000	14100	15400	4140	59900	19.4 B	13800
LEAD	0.14 B	0.39	0.086 B	1.2	0.24 B	1.2 K	0.063 B

Table E-1

Analytical Chemical Results for Groundwater Samples, July-August 2009
Lockheed Martin Middle River Complex, Middle River, Maryland

SAMPLE ID:	MRC-MW14B-082709	MRC-MW14C-083109	MRC-MW15A-082709	MRC-MW16A-082709	MRC-MW17A-073109	MRC-MW19A-072909	MRC-MW21A-082409
LABORATORY ID:	A9H280125002	A9I030309002	A9H280125006	A9H280125007	A9H010115002	A9G300230003	A9H250196002
SAMPLE DATE:	8/27/2009	8/31/2009	8/27/2009	8/27/2009	7/31/2009	7/29/2009	8/24/2009
LOCATION:	MRC-MW14B	MRC-MW14C	MRC-MW15A	MRC-MW16A	MRC-MW17A	MRC-MW19A	MRC-MW21A
MANGANESE	2400	1070	5390	5970	10900	1960	2790
MERCURY	0.1 U	0.17 B	0.1 U	0.1 U	0.2 U	0.2 UL	0.1 U
MOLYBDENUM	0.2 U	0.2 U	0.2 U	0.2 U	2 U	2 U	0.26 B
NICKEL	124	17.5	11.8	374	91.2	1140	9.2
SELENIUM	0.14 U	0.18 B	0.31	0.14	0.25 B	0.55 B	0.2
SILVER	0.033 U	0.033 U	0.033 U	0.033 U	1 U	1 U	0.033 U
THALLIUM	0.12 U	0.12 U	0.12 U	0.12 U	1 U	0.18 B	0.12 U
VANADIUM	0.73	1.2	0.6 U	0.6 U	20 U	20 U	0.6 U
ZINC	98.3	43.4	10.3 B	621	83.6	683	10.3 B
MISCELLANEOUS (mg/L)							
ALKALINITY	30						170
AMMONIA-N	0.4						0.4
CHLORIDE	73.6						185
DISSOLVED ORGANIC CARBON	10						6
NITRATE-N	0.023 U						0.2
NITRITE-N	0.012 U						0.012 U
ORTHOPHOSPHATE-P	0.044 U						0.044 U
SULFATE	159						196
TOTAL DISSOLVED SOLIDS	370						720

Table E-1

Analytical Chemical Results for Groundwater Samples, July-August 2009
Lockheed Martin Middle River Complex, Middle River, Maryland

SAMPLE ID:	MRC-MW21B-082409	MRC-MW23A-073109	MRC-MW24A-080609	MRC-MW25A-080609	MRC-MW26A-080409	MRC-MW27A-082609	MRC-MW27B-082409
LABORATORY ID:	A9H250196004	A9H010115004	A9H070192006	A9H070192005	A9H050300005	A9H270200002	A9H250196003
SAMPLE DATE:	8/24/2009	7/31/2009	8/6/2009	8/6/2009	8/4/2009	8/26/2009	8/24/2009
LOCATION:	MRC-MW21B	MRC-MW23A	MRC-MW24A	MRC-MW25A	MRC-MW26A	MRC-MW27A	MRC-MW27B
VOLATILES (ug/L)							
1,1,1,2-TETRACHLOROETHANE	4.2 U	0.92 U	0.3841 U	0.92 U	0.23 U	1.5 U	3.8 U
1,1,1-TRICHLOROETHANE	4 U	0.88 U	0.3674 U	0.88 U	0.22 U	1.5 U	3.7 U
1,1,2,2-TETRACHLOROETHANE	3.3 U	0.72 U	0.3006 U	0.72 U	0.18 U	1.2 U	3 U
1,1,2-TRICHLOROTRIFLUOROETHANE	5.1 U	1.12 U	0.4676 U	1.12 U	0.28 U	1.9 U	4.7 U
1,1-DICHLOROETHANE	15 J	1.42 J	13.63	0.6 U	0.15 U	2.1 J	2.5 U
1,1-DICHLOROETHENE	140	0.76 U	1.811	0.76 U	0.4755 J	3.4 J	3.8 J
1,1-DICHLOROPROPENE	2.4 U	0.52 U	0.2171 U	0.52 U	0.13 U	0.87 U	2.2 U
1,2,3-TRICHLOROBENZENE	3.1 U	0.68 U	0.2839 U	0.68 U	0.17 U	1.1 U	2.8 U
1,2,3-TRICHLOROPROPANE	7.8 U	1.72 U	0.7181 U	1.72 U	0.43 U	2.9 U	7.2 U
1,2,3-TRIMETHYLBENZENE	0.11 U	0.7862 J	0.009853 U	0.0236 U	0.0059 U	0.039 U	0.098 U
1,2,4-TRICHLOROBENZENE	2.7 U	0.6 U	0.2505 U	0.6 U	0.15 U	1 U	2.5 U
1,2,4-TRIMETHYLBENZENE	2.2 U	0.48 U	0.2004 U	0.48 U	0.12 U	0.8 U	2 U
1,2-DIBROMO-3-CHLOROPROPANE	12 U	2.68 U	1.1189 U	2.68 U	0.67 U	4.5 U	11 U
1,2-DIBROMOETHANE	4.4 U	0.96 U	0.4008 U	0.96 U	0.24 U	1.6 U	4 U
1,2-DICHLOROBENZENE	2.4 U	0.52 U	0.2171 U	0.52 U	0.13 U	0.87 U	2.2 U
1,2-DICHLOROETHANE	4 U	0.88 U	0.3674 U	0.88 U	0.22 U	1.5 U	3.7 U
1,2-DICHLOROPROPANE	3.3 U	0.72 U	0.3006 U	0.72 U	0.18 U	1.2 U	3 U
1,3-DICHLOROBENZENE	2.5 U	0.56 U	0.2338 U	0.56 U	0.14 U	0.93 U	2.3 U
1,3-DICHLOROPROPANE	2.9 U	0.64 U	0.2672 U	0.64 U	0.16 U	1.1 U	2.7 U
1,4-DICHLOROBENZENE	2.4 U	0.52 U	0.2171 U	0.52 U	0.13 U	0.87 U	2.2 U
2,2-DICHLOROPROPANE	2.4 U	0.52 U	0.2171 U	0.52 U	0.13 U	0.87 U	2.2 U
2-BUTANONE	10 U	2.28 U	0.9519 U	2.28 U	0.57 U	3.8 U	9.5 U
2-CHLOROETHYL VINYL ETHER	18 U	3.96 U	1.6533 U	3.96 U	0.99 U	6.6 U	17 U
2-CHLOROTOLUENE	2 U	0.44 U	0.1837 U	0.44 U	0.11 U	0.73 U	1.8 U
2-HEXANONE	7.5 U	1.64 U	0.6847 U	1.64 U	0.41 U	2.7 U	6.8 U
4-CHLOROTOLUENE	3.3 U	0.72 U	0.3006 U	0.72 U	0.18 U	1.2 U	3 U
4-ISOPROPYLTOLUENE	2.2 U	0.48 U	0.2004 U	0.48 U	0.12 U	0.8 U	2 U

Table E-1

Analytical Chemical Results for Groundwater Samples, July-August 2009
Lockheed Martin Middle River Complex, Middle River, Maryland

SAMPLE ID:	MRC-MW21B-082409	MRC-MW23A-073109	MRC-MW24A-080609	MRC-MW25A-080609	MRC-MW26A-080409	MRC-MW27A-082609	MRC-MW27B-082409
LABORATORY ID:	A9H250196004	A9H010115004	A9H070192006	A9H070192005	A9H050300005	A9H270200002	A9H250196003
SAMPLE DATE:	8/24/2009	7/31/2009	8/6/2009	8/6/2009	8/4/2009	8/26/2009	8/24/2009
LOCATION:	MRC-MW21B	MRC-MW23A	MRC-MW24A	MRC-MW25A	MRC-MW26A	MRC-MW27A	MRC-MW27B
4-METHYL-2-PENTANONE	5.8 U	1.28 U	0.5344 U	1.28 U	0.32 U	2.1 U	5.3 U
ACETONE	20 U	13.616 B	1.837 U	9.313 B	1.213 B	7.3 U	18 U
BENZENE	27	69.295	3.18	0.52 U	0.13 U	0.87 U	2.2 U
BROMOBENZENE	2.4 U	0.52 U	0.2171 U	0.52 U	0.13 U	0.87 U	2.2 U
BROMOCHLOROMETHANE	5.3 U	1.16 U	0.4843 U	1.16 U	0.29 U	1.9 U	4.8 U
BROMODICHLOROMETHANE	2.7 U	0.6 U	0.2505 U	0.6 U	0.15 U	1 U	2.5 U
BROMOFORM	12 U	2.56 U	1.0688 U	2.56 U	0.64 U	4.3 U	11 U
BROMOMETHANE	7.5 U	1.64 U	0.6847 U	1.64 U	0.41 U	2.7 U	6.8 U
CARBON DISULFIDE	2.4 U	0.52 U	0.2171 U	0.52 U	0.13 U	0.87 U	2.2 U
CARBON TETRACHLORIDE	2.4 U	0.52 U	2.168	0.52 U	0.13 U	0.87 U	2.2 U
CHLOROBENZENE	2.7 U	0.6 U	0.2505 U	0.6 U	0.15 U	1 U	2.5 U
CHLORODIBROMOMETHANE	3.3 U	0.72 U	0.3006 U	0.72 U	0.18 U	1.2 U	3 U
CHLOROETHANE	5.3 U	1.16 U	0.4843 U	1.16 U	0.29 U	1.9 U	4.8 U
CHLOROFORM	2.9 U	0.64 U	1.534 J	0.64 U	0.16 U	1.1 U	2.7 U
CHLOROMETHANE	5.5 U	1.2 U	0.501 U	1.2 U	0.3 U	2 U	5 U
CIS-1,2-DICHLOROETHENE	5.5 J	0.68 U	6.37	4.537	7.433	61	210
CIS-1,3-DICHLOROPROPENE	2.5 U	0.56 U	0.2338 U	0.56 U	0.14 U	0.93 U	2.3 U
DIBROMOMETHANE	5.1 U	1.12 U	0.4676 U	1.12 U	0.28 U	1.9 U	4.7 U
DICHLORODIFLUOROMETHANE	5.6 U	1.24 U	0.5177 U	1.24 U	0.31 U	2.1 U	5.2 U
DIISOPROPYL ETHER	27 U	6 U	2.505 U	6 U	1.5 U	10 U	25 U
ETHANE			0.554	0.27 U		2	0.27 U
ETHENE			0.24 U	0.24 U		2	0.24 U
ETHYL TERT-BUTYL ETHER	2 U	0.44 U	0.1837 U	0.44 U	0.11 U	0.73 U	1.8 U
ETHYLBENZENE	3.1 U	1.637 J	0.2839 U	0.68 U	0.17 U	1.1 U	2.8 U
HEXACHLOROBUTADIENE	5.5 U	1.2 U	0.501 U	1.2 U	0.3 U	2 U	5 U
ISOPROPYLBENZENE	10 J	0.52 U	0.2171 U	0.52 U	0.13 U	0.87 U	2.2 U
M+P-XYLENES	4.4 U	2.289 J	0.4008 U	0.96 U	0.24 U	1.6 U	4 U
METHANE			152.2	29.37		1300	5.1

Table E-1

Analytical Chemical Results for Groundwater Samples, July-August 2009
Lockheed Martin Middle River Complex, Middle River, Maryland

SAMPLE ID:	MRC-MW21B-082409	MRC-MW23A-073109	MRC-MW24A-080609	MRC-MW25A-080609	MRC-MW26A-080409	MRC-MW27A-082609	MRC-MW27B-082409
LABORATORY ID:	A9H250196004	A9H010115004	A9H070192006	A9H070192005	A9H050300005	A9H270200002	A9H250196003
SAMPLE DATE:	8/24/2009	7/31/2009	8/6/2009	8/6/2009	8/4/2009	8/26/2009	8/24/2009
LOCATION:	MRC-MW21B	MRC-MW23A	MRC-MW24A	MRC-MW25A	MRC-MW26A	MRC-MW27A	MRC-MW27B
METHYL TERT-BUTYL ETHER	3.1 U	7.264 J	64.83	0.68 U	0.17 U	42	2.8 U
METHYLENE CHLORIDE	7.7 B	1.32 U	0.5942 J	1.32 U	0.33 U	3.3 B	7.6 B
NAPHTHALENE	4.4 U	0.96 U	0.4008 U	0.96 U	0.24 U	1.6 U	4 U
N-BUTYLBENZENE	2.2 U	0.48 U	0.2004 U	0.48 U	0.12 U	0.8 U	2 U
N-PROPYLBENZENE	2.5 U	0.56 U	0.2338 U	0.56 U	0.14 U	0.93 U	2.3 U
O-XYLENE	2.5 U	0.56 U	0.2338 U	0.56 U	0.14 U	0.93 U	2.3 U
SEC-BUTYLBENZENE	2.4 U	0.52 U	0.3776 J	0.52 U	0.13 U	0.87 U	2.2 U
STYRENE	2 U	0.44 U	0.1837 U	0.44 U	0.11 U	0.73 U	1.8 U
TERT-AMYL METHYL ETHER	1.2 U	0.268 U	0.11189 U	0.268 U	0.067 U	0.45 U	1.1 U
TERT-BUTYLBENZENE	2.4 U	0.52 U	0.2171 U	0.52 U	0.13 U	0.87 U	2.2 U
TERTIARY-BUTYL ALCOHOL	71 UR	80 UR	36.134 B	15.6 UR	3.9 UR	26 UR	65 UR
TETRACHLOROETHENE	7.7 J	1.16 U	0.4843 U	1.16 U	0.29 U	1.9 U	4.8 U
TOLUENE	2.4 U	1.678 J	0.2171 U	0.52 U	0.13 U	0.87 U	2.2 U
TOTAL XYLENES	5.1 U	2.289 J	0.4676 U	1.12 U	0.28 U	1.9 U	4.7 U
TRANS-1,2-DICHLOROETHENE	3.5 U	0.76 U	0.3173 U	0.76 U	0.4412 J	4.2 J	3.2 U
TRANS-1,3-DICHLOROPROPENE	3.5 U	0.76 U	0.3173 U	0.76 U	0.19 U	1.3 U	3.2 U
TRICHLOROETHENE	550	0.68 U	43.148	136.57	3.512	250	520
TRICHLOROFLUOROMETHANE	3.8 U	0.84 U	0.3507 U	0.84 U	0.21 U	1.4 U	3.5 U
VINYL ACETATE	3.5 U	0.76 U	0.3173 U	0.76 U	0.19 U	1.3 U	3.2 U
VINYL CHLORIDE	4 U	0.88 U	2.369	0.88 U	1.19	19	3.7 U
SEMIVOLATILES (ug/L)							
1,4-DIOXANE	11						
INORGANICS (ug/L)							
ANTIMONY	0.055 U	2 U	0.055 U	0.055 U	0.055 U	0.055 U	0.47 B
ARSENIC	0.31	5 U	0.65 K	0.21 U	0.21 U	6	2.1
BARIUM	90.5	452	187	172	213	552	70.3
BERYLLIUM	1.4	0.11 K	33.1	3.8	10.3	2.6	1.6
CADMIUM	0.027 U	0.087 B	1.5	0.16 B	0.16 B	0.027 U	0.34

Table E-1

Analytical Chemical Results for Groundwater Samples, July-August 2009
Lockheed Martin Middle River Complex, Middle River, Maryland

SAMPLE ID:	MRC-MW21B-082409	MRC-MW23A-073109	MRC-MW24A-080609	MRC-MW25A-080609	MRC-MW26A-080409	MRC-MW27A-082609	MRC-MW27B-082409
LABORATORY ID:	A9H250196004	A9H010115004	A9H070192006	A9H070192005	A9H050300005	A9H270200002	A9H250196003
SAMPLE DATE:	8/24/2009	7/31/2009	8/6/2009	8/6/2009	8/4/2009	8/26/2009	8/24/2009
LOCATION:	MRC-MW21B	MRC-MW23A	MRC-MW24A	MRC-MW25A	MRC-MW26A	MRC-MW27A	MRC-MW27B
CHROMIUM	0.066 U	2 U	0.12	0.066 U	0.5 B	0.31 B	40.5
COBALT	66	307	137	189	251	596	208
COPPER	0.29 B	0.49 K	42.6	0.064 U	1.2 B	0.064 U	17.6
IRON	31200	29000	226	38700	15200	96100	9790
LEAD	0.11 B	0.14 B	0.71	0.11 B	0.15 B	0.11 B	5.7
MANGANESE	2900	27300	24000	6100	4930	37400	208
MERCURY	0.1 U	0.2 U	0.1 U	0.1 U	0.1 U	0.1 UL	0.1 U
MOLYBDENUM	0.25 B	2 U	0.2 U	0.2 U	0.2 U	0.2 U	2.6
NICKEL	82.9	132	535	222	120	274	266
POTASSIUM						3300	14500
SELENIUM	0.14 U	0.23 B	2.5 K	0.14 U	0.35 K	0.27	0.76
SILVER	0.033 U	1 U	0.16 B	0.033 U	0.033 U	0.033 U	0.033 U
THALLIUM	0.18 B	1 U	0.12 U	0.12 U	0.12 U	0.12 U	0.85 B
VANADIUM	0.6 U	20 U	0.6 U	0.6 U	0.6 U	0.6 U	5.7
ZINC	164	149	533	270	164	260	220
INORGANICS FILTERED (ug/L)							
ANTIMONY	0.055 U	2 U	0.055 U	0.055 U	0.055 U	0.055 U	0.21 B
ARSENIC	0.21 U	5 U	0.59 K	0.21 U	0.25 K	5.6	0.4
BARIUM	91.2	474	188	186	206	550	58.2
BERYLLIUM	1.2	0.12 K	32.8	4.9	9.7	2.8	0.59
CADMIUM	0.027 U	0.091 B	1.5	0.13 B	0.19 B	0.027 U	0.28 B
CHROMIUM	0.066 U	2 U	0.066 U	0.066 U	0.066 U	0.12 B	0.66 B
COBALT	65	314	143	203	242	596	208
COPPER	0.21 B	0.32 B	41.2	0.26 K	1.2 B	0.46 B	3.7 K
IRON	30200	30500	50.9 B	38300	14700	96100	302
LEAD	0.051 B	1 U	0.45 B	0.11 B	0.089 B	0.13 B	0.17 B

Table E-1

Analytical Chemical Results for Groundwater Samples, July-August 2009
Lockheed Martin Middle River Complex, Middle River, Maryland

SAMPLE ID:	MRC-MW21B-082409	MRC-MW23A-073109	MRC-MW24A-080609	MRC-MW25A-080609	MRC-MW26A-080409	MRC-MW27A-082609	MRC-MW27B-082409
LABORATORY ID:	A9H250196004	A9H010115004	A9H070192006	A9H070192005	A9H050300005	A9H270200002	A9H250196003
SAMPLE DATE:	8/24/2009	7/31/2009	8/6/2009	8/6/2009	8/4/2009	8/26/2009	8/24/2009
LOCATION:	MRC-MW21B	MRC-MW23A	MRC-MW24A	MRC-MW25A	MRC-MW26A	MRC-MW27A	MRC-MW27B
MANGANESE	2850	28100	24200	6400	4660	37300	184
MERCURY	0.1 U	0.2 U	0.1 U	0.1 U	0.1 U	0.1 UL	0.1 U
MOLYBDENUM	0.2 U	2 U	0.2 U	0.2 U	0.2 U	0.2 U	0.9 B
NICKEL	81.2	130	528	239	117	275	249
SELENIUM	0.14 U	0.23 B	2.3 K	0.14 U	0.25 K	0.21	0.15
SILVER	0.033 U	1 U	0.11 B	0.033 U	0.033 U	0.033 U	0.033 U
THALLIUM	0.13 B	0.16 B	0.12 U	0.12 U	0.12 U	0.12 U	0.79 B
VANADIUM	0.6 U	20 U	0.6 U	0.6 U	0.6 U	0.6 U	0.6 U
ZINC	159	142	497	279	157	263	189
MISCELLANEOUS (mg/L)							
ALKALINITY			8.92 B	71.42		62	49
AMMONIA-N			0.19	0.1498		1.5	0.2
CHLORIDE			415.5 K	103.6		730	177
DISSOLVED ORGANIC CARBON			1.318	1.459		5	2
NITRATE-N			0.1	0.023 UR		0.023 U	0.1
NITRITE-N			0.012 U	0.012 UR		0.012 U	0.012 U
ORTHOPHOSPHATE-P			0.044 U	0.9 L		0.044 UL	0.044 U
SULFATE			0.6	2.1		4.1	9.8
TOTAL DISSOLVED SOLIDS			822	287		1100	460

Table E-1

Analytical Chemical Results for Groundwater Samples, July-August 2009
Lockheed Martin Middle River Complex, Middle River, Maryland

SAMPLE ID:	MRC-MW29A-080409	MRC-MW30A-080409	MRC-MW34A-082509	MRC-MW34B-082509	MRC-MW36A-082609	MRC-MW37A-082709	MRC-MW37B-08
LABORATORY ID:	A9H050300006	A9H050300007	A9H260250003	A9H260250002	A9H270200003	A9H280125004	A9H290152002
SAMPLE DATE:	8/4/2009	8/4/2009	8/25/2009	8/25/2009	8/26/2009	8/27/2009	8/28/2009
LOCATION:	MRC-MW29A	MRC-MW30A	MRC-MW34A	MRC-MW34B	MRC-MW36A	MRC-MW37A	MRC-MW37B
VOLATILES (ug/L)							
1,1,1,2-TETRACHLOROETHANE	0.23 U	0.23 U	0.23 U	0.23 U	0.46 U	5.8 U	0.23 U
1,1,1-TRICHLOROETHANE	0.22 U	0.22 U	0.22 U	0.22 U	0.44 U	5.5 U	0.22 U
1,1,2,2-TETRACHLOROETHANE	0.18 U	0.18 U	0.18 U	0.18 U	0.36 U	4.5 U	0.18 U
1,1,2-TRICHLOROTRIFLUOROETHANE	0.28 U	0.28 U	0.28 U	0.28 U	0.56 U	7 U	0.3 J
1,1-DICHLOROETHANE	5.807	0.263 J	0.15 U	1	0.3 U	3.8 U	0.15 U
1,1-DICHLOROETHENE	3.593	0.4727 J	0.19 U	0.36 J	0.38 U	4.8 U	0.19 U
1,1-DICHLOROPROPENE	0.13 U	0.13 U	0.13 U	0.13 U	0.26 U	3.2 U	0.13 U
1,2,3-TRICHLOROBENZENE	0.17 U	0.2218 J	0.17 U	0.17 U	9.4	4.2 U	0.17 U
1,2,3-TRICHLOROPROPANE	0.43 U	0.43 U	0.43 U	0.43 U	0.86 U	11 U	0.43 U
1,2,3-TRIMETHYLBENZENE	0.0059 U	0.0059 U	0.0059 U	0.0059 U	0.012 U	0.15 U	0.0059 U
1,2,4-TRICHLOROBENZENE	0.15 U	0.5449 J	0.15 U	0.15 U	62	3.8 U	0.15 U
1,2,4-TRIMETHYLBENZENE	0.12 U	0.12 U	0.12 U	0.12 U	0.24 U	3 U	0.12 U
1,2-DIBROMO-3-CHLOROPROPANE	0.67 U	0.67 U	0.67 U	0.67 U	1.3 U	17 U	0.67 U
1,2-DIBROMOETHANE	0.24 U	0.24 U	0.24 U	0.24 U	0.48 U	6 U	0.24 U
1,2-DICHLOROBENZENE	0.13 U	0.13 U	0.13 U	0.13 U	3.9	3.2 U	0.13 U
1,2-DICHLOROETHANE	0.22 U	0.22 U	0.22 U	0.22 U	0.44 U	5.5 U	0.22 U
1,2-DICHLOROPROPANE	0.18 U	0.18 U	0.18 U	0.18 U	0.36 U	4.5 U	0.18 U
1,3-DICHLOROBENZENE	0.14 U	0.14 U	0.14 U	0.14 U	23	3.5 U	0.14 U
1,3-DICHLOROPROPANE	0.16 U	0.16 U	0.16 U	0.16 U	0.32 U	4 U	0.16 U
1,4-DICHLOROBENZENE	0.13 U	0.2596 J	0.13 U	0.13 U	26	3.2 U	0.13 U
2,2-DICHLOROPROPANE	0.13 U	0.13 U	0.13 U	0.13 U	0.26 U	3.2 U	0.13 U
2-BUTANONE	0.57 U	0.57 U	0.57 U	0.57 U	1.1 U	14 U	0.57 U
2-CHLOROETHYL VINYL ETHER	0.99 U	0.99 U	0.99 U	0.99 U	2 U	25 U	0.99 U
2-CHLOROTOLUENE	0.11 U	0.11 U	0.11 U	0.11 U	0.22 U	2.8 U	0.11 U
2-HEXANONE	0.41 U	0.41 U	0.41 U	0.41 U	0.82 U	10 U	0.41 U
4-CHLOROTOLUENE	0.18 U	0.18 U	0.18 U	0.18 U	0.36 U	4.5 U	0.18 U
4-ISOPROPYLTOLUENE	0.12 U	0.12 U	0.12 U	0.12 U	0.24 U	3 U	0.12 U

Table E-1

Analytical Chemical Results for Groundwater Samples, July-August 2009
Lockheed Martin Middle River Complex, Middle River, Maryland

SAMPLE ID:	MRC-MW29A-080409	MRC-MW30A-080409	MRC-MW34A-082509	MRC-MW34B-082509	MRC-MW36A-082609	MRC-MW37A-082709	MRC-MW37B-08
LABORATORY ID:	A9H050300006	A9H050300007	A9H260250003	A9H260250002	A9H270200003	A9H280125004	A9H290152002
SAMPLE DATE:	8/4/2009	8/4/2009	8/25/2009	8/25/2009	8/26/2009	8/27/2009	8/28/2009
LOCATION:	MRC-MW29A	MRC-MW30A	MRC-MW34A	MRC-MW34B	MRC-MW36A	MRC-MW37A	MRC-MW37B
4-METHYL-2-PENTANONE	0.32 U	0.32 U	0.32 U	0.32 U	0.64 U	8 U	0.32 U
ACETONE	1.1 U	1.349 B	2.4 B	1.1 U	2.4 B	28 U	3.2 B
BENZENE	0.13 U	0.13 U	0.13 U	0.13 U	0.26 U	3.2 U	0.13 U
BROMOBENZENE	0.13 U	0.13 U	0.13 U	0.13 U	0.26 U	3.2 U	0.13 U
BROMOCHLOROMETHANE	0.29 U	0.29 U	0.29 U	0.29 U	0.58 U	7.2 U	0.29 U
BROMODICHLOROMETHANE	0.15 U	0.15 U	0.15 U	0.15 U	0.3 U	3.8 U	0.15 U
BROMOFORM	0.64 U	0.64 U	0.64 U	0.64 U	1.3 U	16 U	0.64 U
BROMOMETHANE	0.41 U	0.41 U	0.41 U	0.41 U	0.82 U	10 U	0.41 U
CARBON DISULFIDE	0.13 U	0.13 U	0.13 U	0.13 U	0.26 U	3.2 U	0.13 U
CARBON TETRACHLORIDE	0.13 U	0.13 U	0.13 U	17	0.26 U	3.2 U	0.13 U
CHLOROBENZENE	0.15 U	0.15 U	0.15 U	0.15 U	34	5.5 J	0.15 U
CHLORODIBROMOMETHANE	0.18 U	0.18 U	0.18 U	0.18 U	0.36 U	4.5 U	0.18 U
CHLOROETHANE	0.29 U	0.29 U	0.29 U	0.29 U	0.58 U	7.2 U	0.29 U
CHLOROFORM	0.16 U	0.2658 J	0.16 U	4.3	0.32 U	4 U	0.23 J
CHLOROMETHANE	0.3 U	0.3 U	0.3 U	0.3 U	0.6 U	7.5 U	0.3 U
CIS-1,2-DICHLOROETHENE	3.28	20.761	0.17 U	23	0.6 J	12 J	8.7
CIS-1,3-DICHLOROPROPENE	0.14 U	0.14 U	0.14 U	0.14 U	0.28 U	3.5 U	0.14 U
DIBROMOMETHANE	0.28 U	0.28 U	0.28 U	0.28 U	0.56 U	7 U	0.28 U
DICHLORODIFLUOROMETHANE	0.31 U	0.31 U	0.31 U	0.31 U	0.62 U	7.8 U	0.31 U
DIISOPROPYL ETHER	1.5 U	1.5 U	1.5 U	1.5 U	3 U	38 U	1.5 U
ETHANE			0.27 U	0.37 J	0.27 U	0.27 U	
ETHENE			0.24 U	0.24 U	0.24 U	0.24 U	
ETHYL TERT-BUTYL ETHER	0.11 U	0.11 U	0.11 U	0.11 U	0.22 U	2.8 U	0.11 U
ETHYLBENZENE	0.17 U	0.17 U	0.17 U	0.17 U	0.34 U	4.2 U	0.17 U
HEXACHLOROBUTADIENE	0.3 U	0.3 U	0.3 U	0.3 U	0.6 U	7.5 U	0.3 U
ISOPROPYLBENZENE	0.13 U	0.13 U	0.13 U	0.13 U	0.26 U	3.2 U	0.13 U
M+P-XYLENES	0.24 U	0.24 U	0.24 U	0.24 U	0.48 U	6 U	0.24 U
METHANE			0.17 U	94	14	0.39 J	

Table E-1

Analytical Chemical Results for Groundwater Samples, July-August 2009
Lockheed Martin Middle River Complex, Middle River, Maryland

SAMPLE ID:	MRC-MW29A-080409	MRC-MW30A-080409	MRC-MW34A-082509	MRC-MW34B-082509	MRC-MW36A-082609	MRC-MW37A-082709	MRC-MW37B-08
LABORATORY ID:	A9H050300006	A9H050300007	A9H260250003	A9H260250002	A9H270200003	A9H280125004	A9H290152002
SAMPLE DATE:	8/4/2009	8/4/2009	8/25/2009	8/25/2009	8/26/2009	8/27/2009	8/28/2009
LOCATION:	MRC-MW29A	MRC-MW30A	MRC-MW34A	MRC-MW34B	MRC-MW36A	MRC-MW37A	MRC-MW37B
METHYL TERT-BUTYL ETHER	4.113 J	0.17 U	0.17 U	19	0.34 U	4.2 U	0.17 U
METHYLENE CHLORIDE	0.33 U	0.33 U	0.33 U	0.33 U	0.8 B	14 B	0.33 U
NAPHTHALENE	0.24 U	0.24 U	0.24 U	0.24 U	0.48 U	6 U	0.24 U
N-BUTYLBENZENE	0.12 U	0.12 U	0.12 U	0.12 U	0.24 U	3 U	0.12 U
N-PROPYLBENZENE	0.14 U	0.14 U	0.14 U	0.14 U	0.28 U	3.5 U	0.14 U
O-XYLENE	0.14 U	0.14 U	0.14 U	0.14 U	0.28 U	3.5 U	0.14 U
SEC-BUTYLBENZENE	0.13 U	0.13 U	0.13 U	0.13 U	0.26 U	3.2 U	0.13 U
STYRENE	0.11 U	0.11 U	0.11 U	0.11 U	0.22 U	2.8 U	0.11 U
TERT-AMYL METHYL ETHER	0.067 U	0.067 U	0.067 U	0.067 U	0.13 U	1.7 U	0.067 U
TERT-BUTYLBENZENE	0.13 U	0.13 U	0.13 U	0.13 U	0.26 U	3.2 U	0.13 U
TERTIARY-BUTYL ALCOHOL	5.288 L	3.9 UR	3.9 UR	21 L	7.8 UR	98 UR	3.9 UR
TETRACHLOROETHENE	0.29 U	0.29 U	0.29 U	0.29 U	0.58 U	7.2 U	0.29 U
TOLUENE	0.13 U	0.13 U	0.13 U	0.13 U	0.26 U	3.2 U	0.13 U
TOTAL XYLENES	0.28 U	0.28 U	0.28 U	0.28 U	0.56 U	7 U	0.28 U
TRANS-1,2-DICHLOROETHENE	0.19 U	1.76	0.19 U	1.7	0.38 U	4.8 U	0.19 U
TRANS-1,3-DICHLOROPROPENE	0.19 U	0.19 U	0.19 U	0.19 U	0.38 U	4.8 U	0.19 U
TRICHLOROETHENE	7.985	28.544	20	28	4.2	600	38
TRICHLOROFLUOROMETHANE	0.21 U	0.21 U	0.21 U	0.21 U	0.42 U	5.2 U	0.21 U
VINYL ACETATE	0.19 U	0.19 U	0.19 U	0.19 U	0.38 U	4.8 U	0.19 U
VINYL CHLORIDE	0.7036 J	0.3628 J	0.22 U	3.5	0.44 U	5.5 U	0.22 U
SEMIVOLATILES (ug/L)							
1,4-DIOXANE							
INORGANICS (ug/L)							
ANTIMONY	0.081 B	0.23 B	0.055 U	0.055 U	0.088 B	0.072 B	0.21 B
ARSENIC	0.28 K	0.35 K	0.21 U	0.21 U	0.21 U	0.21 U	0.21 U
BARIUM	222	129	41.5	145	33.5	32	54.9
BERYLLIUM	8.3	0.56 K	0.048 B	9.9	3.6	1.5	0.17 B
CADMIUM	0.75	0.15 B	0.027 U	0.42 B	0.08 B	0.16 B	0.23 B

Table E-1

Analytical Chemical Results for Groundwater Samples, July-August 2009
Lockheed Martin Middle River Complex, Middle River, Maryland

SAMPLE ID:	MRC-MW29A-080409	MRC-MW30A-080409	MRC-MW34A-082509	MRC-MW34B-082509	MRC-MW36A-082609	MRC-MW37A-082709	MRC-MW37B-08
LABORATORY ID:	A9H050300006	A9H050300007	A9H260250003	A9H260250002	A9H270200003	A9H280125004	A9H290152002
SAMPLE DATE:	8/4/2009	8/4/2009	8/25/2009	8/25/2009	8/26/2009	8/27/2009	8/28/2009
LOCATION:	MRC-MW29A	MRC-MW30A	MRC-MW34A	MRC-MW34B	MRC-MW36A	MRC-MW37A	MRC-MW37B
CHROMIUM	0.79 B	0.26 B	0.91 B	0.89 B	0.24 B	0.45 B	1.4 B
COBALT	230	6.6	0.66	123	46.1	15.6	12.6
COPPER	12.4	0.99 B	0.3 B	38	2.9 B	1.5 B	4.5
IRON	1590	11 U	120 B	1180	215	352	1240
LEAD	0.6 B	0.088 B	0.16 B	0.4	0.21 B	0.35 B	1.4
MANGANESE	2440	68.4	2.8 B	474	42.1	108	168
MERCURY	0.14	0.1 U	0.1 UL	0.1 UL	0.1 U	0.1 U	0.1 U
MOLYBDENUM	0.2 U	0.2 U	0.2 U	0.2 U	0.39 B	0.2 U	0.2 U
NICKEL	137	15.1	0.84 B	163	56.5	14.4	8.1
POTASSIUM			7880	6980	966 K	5070	
SELENIUM	0.77 K	1.5 K	2.1	0.66	0.26	0.34	0.23
SILVER	0.033 U	0.033 U	0.033 U	0.033 U	0.033 U	0.033 U	0.038 B
THALLIUM	0.15 B	0.12 U	0.12 U	0.14 B	0.12 U	0.12 U	0.12 U
VANADIUM	1.3	5.7	0.6 U	6.1	0.6 U	0.6 U	4
ZINC	228	45	5.2 B	335	88.5	28.3	32.4 B
INORGANICS FILTERED (ug/L)							
ANTIMONY	0.063 B	0.23 B	0.055 U	0.055 U	0.06 B	0.055 U	0.14 B
ARSENIC	0.21 U	0.47 K	0.21 U	0.21 U	0.21 U	0.21 U	0.21 U
BARIUM	220	132	41	146	30.6	33.8	52.5
BERYLLIUM	8	0.64 K	0.054 B	9.8	3.4	1.5	0.15 B
CADMIUM	0.83	0.1 B	0.032 B	0.4 B	0.074 B	0.12 B	0.18 B
CHROMIUM	0.066 U	0.61 B	0.78 B	0.12 B	0.32 B	0.34 B	0.25 B
COBALT	229	7.5	0.64	122	41.5	17.2	11.7
COPPER	12.3	1.3 B	0.3 B	36.8	3.2 B	1.4 B	4.8
IRON	1100	11 U	26.7 B	54.2 B	121 B	36.3 B	194
LEAD	0.41 B	0.087 B	0.055 B	0.12 B	0.19 B	0.2 B	0.3 B

Table E-1

Analytical Chemical Results for Groundwater Samples, July-August 2009
Lockheed Martin Middle River Complex, Middle River, Maryland

SAMPLE ID:	MRC-MW29A-080409	MRC-MW30A-080409	MRC-MW34A-082509	MRC-MW34B-082509	MRC-MW36A-082609	MRC-MW37A-082709	MRC-MW37B-08
LABORATORY ID:	A9H050300006	A9H050300007	A9H260250003	A9H260250002	A9H270200003	A9H280125004	A9H290152002
SAMPLE DATE:	8/4/2009	8/4/2009	8/25/2009	8/25/2009	8/26/2009	8/27/2009	8/28/2009
LOCATION:	MRC-MW29A	MRC-MW30A	MRC-MW34A	MRC-MW34B	MRC-MW36A	MRC-MW37A	MRC-MW37B
MANGANESE	2440	65.1	2.1 B	469	43.6	112	156
MERCURY	0.1 U	0.1 U	0.1 UL	0.1 UL	0.1 U	0.1 U	0.1 U
MOLYBDENUM	0.2 U	0.2 U	0.2 U	0.2 U	0.2 U	0.2 U	0.2 U
NICKEL	137	18.4	0.74 B	159	53.2	15.9	5.6
SELENIUM	0.72 K	1.6 K	1.9	0.56	0.28	0.47	0.29
SILVER	0.033 U	0.033 U	0.033 U	0.033 U	0.033 U	0.033 U	0.033 U
THALLIUM	0.15 B	0.12 U	0.12 U	0.14 B	0.12 U	0.12 U	0.12 U
VANADIUM	0.6 U	5.7 B	0.6 U	0.85	0.6 U	0.6 U	1.3
ZINC	230	56	2.4 B	331	83.9	31.7 B	25.3 B
MISCELLANEOUS (mg/L)							
ALKALINITY			32	6.1 B	7.4 B	17 B	
AMMONIA-N			0.1 U	0.1	0.1 U	0.1 U	
CHLORIDE			8.3	181	27.1	4.7	
DISSOLVED ORGANIC CARBON			0.9	2	2	3	
NITRATE-N			1.5	0.2	0.3	0.7	
NITRITE-N			0.012 U	0.012 U	0.012 U	0.012 U	
ORTHOPHOSPHATE-P			0.044 U	0.044 U	0.044 UL	0.044 U	
SULFATE			14.9	16.2	25.1	56.9	
TOTAL DISSOLVED SOLIDS			100	400	110	120	

Table E-1

Analytical Chemical Results for Groundwater Samples, July-August 2009
Lockheed Martin Middle River Complex, Middle River, Maryland

SAMPLE ID:	MRC-MW43A-082109	MRC-MW44A-080509	MRC-MW48A-081209	MRC-MW50A-080509	MRC-MW52A-072809	MRC-MW53A-072809	MRC-MW59A-080309
LABORATORY ID:	A9H220139007	A9H070192003	A9H130253007	A9H070192002	A9G290200003	A9G290200004	A9H050300004
SAMPLE DATE:	8/21/2009	8/5/2009	8/12/2009	8/5/2009	7/28/2009	7/28/2009	8/3/2009
LOCATION:	MRC-MW43A	MRC-MW44A	MRC-MW48A	MRC-MW50A	MRC-MW52A	MRC-MW53A	MRC-MW59A
VOLATILES (ug/L)							
1,1,1,2-TETRACHLOROETHANE	77 U	0.23 U	3.3 U	0.23 U		1.84 U	
1,1,1-TRICHLOROETHANE	73 U	0.22 U	3.1 U	0.22 U		1.76 U	
1,1,2,2-TETRACHLOROETHANE	60 U	0.18 U	2.6 U	0.18 U		1.44 U	
1,1,2-TRICHLOROTRIFLUOROETHANE	93 U	0.28 U	4 U	0.28 U		2.24 U	
1,1-DICHLOROETHANE	50 U	0.15 U	2.1 U	0.15 U		1.2 U	
1,1-DICHLOROETHENE	63 U	0.19 U	3.4 J	0.19 U		11.317	
1,1-DICHLOROPROPENE	43 U	0.13 U	1.9 U	0.13 U		1.04 U	
1,2,3-TRICHLOROBENZENE	2000	0.17 U	2.4 U	0.17 U		1.36 U	
1,2,3-TRICHLOROPROPANE	140 U	0.43 U	6.1 U	0.43 U		3.44 U	
1,2,3-TRIMETHYLBENZENE	2 U	0.0059 U	0.084 U	1.563 J		0.0472 U	
1,2,4-TRICHLOROBENZENE	8800	0.15 U	2.1 U	0.15 U		1.2 U	
1,2,4-TRIMETHYLBENZENE	40 U	0.12 U	1.7 U	1.431		0.96 U	
1,2-DIBROMO-3-CHLOROPROPANE	220 U	0.67 U	9.6 U	0.67 U		5.36 U	
1,2-DIBROMOETHANE	80 U	0.24 U	3.4 U	0.24 U		1.92 U	
1,2-DICHLOROBENZENE	390	0.13 U	1.9 U	0.13 U		1.04 U	
1,2-DICHLOROETHANE	73 U	0.22 U	3.1 U	0.3951 J		1.76 U	
1,2-DICHLOROPROPANE	60 U	0.18 U	2.6 U	0.18 U		1.44 U	
1,3-DICHLOROBENZENE	47 U	0.14 U	2 U	0.14 U		1.12 U	
1,3-DICHLOROPROPANE	53 U	0.16 U	2.3 U	0.16 U		1.28 U	
1,4-DICHLOROBENZENE	490	0.13 U	1.9 U	0.13 U		1.04 U	
2,2-DICHLOROPROPANE	43 U	0.13 U	1.9 U	0.13 U		1.04 U	
2-BUTANONE	190 U	0.57 U	8.1 U	0.57 U		4.56 U	
2-CHLOROETHYL VINYL ETHER	330 U	0.99 U	14 U	0.99 U		7.92 U	
2-CHLOROTOLUENE	37 U	0.11 U	1.6 U	0.11 U		0.88 U	
2-HEXANONE	140 U	0.41 U	5.9 U	0.41 U		3.28 U	
4-CHLOROTOLUENE	60 U	0.18 U	2.6 U	0.18 U		1.44 U	
4-ISOPROPYLTOLUENE	40 U	0.12 U	1.7 U	0.12 U		0.96 U	

Table E-1

Analytical Chemical Results for Groundwater Samples, July-August 2009
Lockheed Martin Middle River Complex, Middle River, Maryland

SAMPLE ID:	MRC-MW43A-082109	MRC-MW44A-080509	MRC-MW48A-081209	MRC-MW50A-080509	MRC-MW52A-072809	MRC-MW53A-072809	MRC-MW59A-080309
LABORATORY ID:	A9H220139007	A9H070192003	A9H130253007	A9H070192002	A9G290200003	A9G290200004	A9H050300004
SAMPLE DATE:	8/21/2009	8/5/2009	8/12/2009	8/5/2009	7/28/2009	7/28/2009	8/3/2009
LOCATION:	MRC-MW43A	MRC-MW44A	MRC-MW48A	MRC-MW50A	MRC-MW52A	MRC-MW53A	MRC-MW59A
4-METHYL-2-PENTANONE	110 U	0.32 U	4.6 U	0.32 U		2.56 U	
ACETONE	460 B	4.384 B	16 U	1.1 U		8.8 U	
BENZENE	43 U	0.13 U	1.9 U	14.001		1.984 J	
BROMOBENZENE	43 U	0.13 U	1.9 U	0.13 U		1.04 U	
BROMOCHLOROMETHANE	97 U	0.29 U	4.1 U	0.29 U		2.32 U	
BROMODICHLOROMETHANE	50 U	0.15 U	2.1 U	0.15 U		1.2 U	
BROMOFORM	210 U	0.64 U	9.1 U	0.64 U		5.12 U	
BROMOMETHANE	140 U	0.41 U	5.9 U	0.41 U		3.28 U	
CARBON DISULFIDE	43 U	0.13 U	1.9 U	0.13 U		1.04 U	
CARBON TETRACHLORIDE	43 U	0.13 U	1.9 U	0.13 U		1.669 J	
CHLOROBENZENE	50 U	0.15 U	2.1 U	0.15 U		1.2 U	
CHLORODIBROMOMETHANE	60 U	0.18 U	2.6 U	0.18 U		1.44 U	
CHLOROETHANE	97 U	0.29 U	4.1 U	0.29 U		2.32 U	
CHLOROFORM	53 U	0.16 U	2.3 U	0.16 U		2.323 J	
CHLOROMETHANE	100 U	0.3 U	4.3 U	0.3 U		2.4 U	
CIS-1,2-DICHLOROETHENE	57 U	0.17 U	320	0.5412 J		6.498 J	
CIS-1,3-DICHLOROPROPENE	47 U	0.14 U	2 U	0.14 U		1.12 U	
DIBROMOMETHANE	93 U	0.28 U	4 U	0.28 U		2.24 U	
DICHLORODIFLUOROMETHANE	100 U	0.31 U	4.4 U	0.31 U		2.48 U	
DIISOPROPYL ETHER	500 U	1.5 U	21 U	1.5 U		12 U	
ETHANE	0.34 J		0.29 J				
ETHENE	0.27 J		2.7				
ETHYL TERT-BUTYL ETHER	37 U	0.11 U	1.6 U	0.11 U		0.88 U	
ETHYLBENZENE	57 U	0.17 U	2.4 U	4.958		1.36 U	
HEXACHLOROBUTADIENE	100 U	0.3 U	4.3 U	0.3 U		2.4 U	
ISOPROPYLBENZENE	43 U	0.13 U	1.9 U	0.6669 J		1.04 U	
M+P-XYLENES	80 U	0.24 U	3.4 U	4.864		1.92 U	
METHANE	39		1200				

Table E-1

Analytical Chemical Results for Groundwater Samples, July-August 2009
Lockheed Martin Middle River Complex, Middle River, Maryland

SAMPLE ID:	MRC-MW43A-082109	MRC-MW44A-080509	MRC-MW48A-081209	MRC-MW50A-080509	MRC-MW52A-072809	MRC-MW53A-072809	MRC-MW59A-080309
LABORATORY ID:	A9H220139007	A9H070192003	A9H130253007	A9H070192002	A9G290200003	A9G290200004	A9H050300004
SAMPLE DATE:	8/21/2009	8/5/2009	8/12/2009	8/5/2009	7/28/2009	7/28/2009	8/3/2009
LOCATION:	MRC-MW43A	MRC-MW44A	MRC-MW48A	MRC-MW50A	MRC-MW52A	MRC-MW53A	MRC-MW59A
METHYL TERT-BUTYL ETHER	57 U	0.17 U	2.4 U	4.397 J		1.36 U	
METHYLENE CHLORIDE	110 U	0.33 U	4.7 U	0.33 U		2.64 U	
NAPHTHALENE	80 U	0.24 U	3.4 U	1.803		1.92 U	
N-BUTYLBENZENE	40 U	0.12 U	1.7 U	0.12 U		0.96 U	
N-PROPYLBENZENE	47 U	0.14 U	2 U	0.6947 J		1.12 U	
O-XYLENE	47 U	0.14 U	2 U	3.554		1.12 U	
SEC-BUTYLBENZENE	43 U	0.13 U	1.9 U	0.3627 J		1.04 U	
STYRENE	37 U	0.11 U	1.6 U	0.11 U		0.88 U	
TERT-AMYL METHYL ETHER	22 U	0.067 U	0.96 U	0.067 U		0.536 U	
TERT-BUTYLBENZENE	43 U	0.13 U	1.9 U	0.13 U		1.04 U	
TERTIARY-BUTYL ALCOHOL	1300 UR	3.9 UR	56 UR	3.9 UR		160 UR	
TETRACHLOROETHENE	97 U	0.29 U	5.8 J	0.29 U		2.32 U	
TOLUENE	43 U	0.1872 J	1.9 U	0.8316 J		1.04 U	
TOTAL XYLENES	93 U	0.28 U	4 U	8.418		2.24 U	
TRANS-1,2-DICHLOROETHENE	63 U	0.19 U	3.1 J	0.19 U		1.52 U	
TRANS-1,3-DICHLOROPROPENE	63 U	0.19 U	2.7 U	0.19 U		1.52 U	
TRICHLOROETHENE	57 U	0.17 U	420	21.995		290.74	
TRICHLOROFLUOROMETHANE	70 U	0.21 U	3 U	0.21 U		1.68 U	
VINYL ACETATE	63 U	0.19 U	2.7 U	0.19 U		1.52 U	
VINYL CHLORIDE	73 U	0.22 U	34	0.22 U		1.76 U	
SEMIVOLATILES (ug/L)							
1,4-DIOXANE		1.7374				11.678	
INORGANICS (ug/L)							
ANTIMONY	0.055 U	0.15	0.055 U	0.41	0.19	0.087	0.09 B
ARSENIC	0.21 U	1.1 K	0.53 B	0.66 K	1.8	5 U	2.9 K
BARIUM	31.3	133	150	108	868	83.6	202
BERYLLIUM	0.7	0.047	7.8	2.1	63.8	7	1.7 K
CADMIUM	0.065 B	0.027 B	0.17 B	0.37 B	3.3	0.23 B	0.39 B

Table E-1

Analytical Chemical Results for Groundwater Samples, July-August 2009
Lockheed Martin Middle River Complex, Middle River, Maryland

SAMPLE ID:	MRC-MW43A-082109	MRC-MW44A-080509	MRC-MW48A-081209	MRC-MW50A-080509	MRC-MW52A-072809	MRC-MW53A-072809	MRC-MW59A-080309
LABORATORY ID:	A9H220139007	A9H070192003	A9H130253007	A9H070192002	A9G290200003	A9G290200004	A9H050300004
SAMPLE DATE:	8/21/2009	8/5/2009	8/12/2009	8/5/2009	7/28/2009	7/28/2009	8/3/2009
LOCATION:	MRC-MW43A	MRC-MW44A	MRC-MW48A	MRC-MW50A	MRC-MW52A	MRC-MW53A	MRC-MW59A
CHROMIUM	0.22 B	0.77	0.07 B	0.14	0.36	0.96	1.1 B
COBALT	39.8	0.51 B	103	70.6	2380	43.7	777
COPPER	0.28 B	0.19 K	0.32 B	16	83.5	10.4	0.36 B
IRON	8570	16700	21300	4080	16200	27.9 B	59000
LEAD	0.12 B	0.16 B	0.066 B	0.41 B	1.4	0.31	0.35 B
MANGANESE	942	264	9270	424	35800	187	14600
MERCURY	0.1 U	0.1 U	0.1 U	0.1 U	0.2 U	0.2 U	0.1 U
MOLYBDENUM	0.2 U	0.2 U	0.2 U	0.2 U	2 U	2 U	0.2 U
NICKEL	38.9	0.34 K	83.3	65.9	1550	81.9	515
POTASSIUM	5590		419				
SELENIUM	0.14 U	0.16 K	0.15 B	2.8 K	4.1	5 U	0.56 K
SILVER	0.033 U	0.033 U	0.033 U	0.88	0.095 B	1 U	0.033 U
THALLIUM	0.12 U	0.19 B	0.12 U	0.56 B	1.4	1 U	0.12 U
VANADIUM	0.6 U	0.98	0.6 U	3.1	1.1 B	20 U	0.6 U
ZINC	58.2	19 K	93.9	79	2880	141	935
INORGANICS FILTERED (ug/L)							
ANTIMONY	0.055 U	0.13 B	0.055 U	0.33 B	0.21	0.074	0.088 B
ARSENIC	0.21 U	1.1 K	0.69 B	0.59 K	2.2	5 U	2.8 K
BARIUM	29.5	134	164	111	864	83.8	212
BERYLLIUM	0.77	0.051	9.4	2.1	62.6	7	1.8 K
CADMIUM	0.049 B	0.027 B	0.12 B	0.4 B	3.2	0.16 B	0.4 B
CHROMIUM	0.095 B	0.67	0.066 U	0.066 U	0.11	0.85	0.27 B
COBALT	36.6	0.47 B	104	78.1	2410	44.5	820
COPPER	0.56 B	0.11 K	0.31 B	17.5	79.6	10.7	0.22 B
IRON	4950	16700	20600	4670	16100	17.7 B	59600
LEAD	0.074 B	0.12 B	0.053 B	0.24 B	1.4	0.27 B	0.086 B

Table E-1

Analytical Chemical Results for Groundwater Samples, July-August 2009
Lockheed Martin Middle River Complex, Middle River, Maryland

SAMPLE ID:	MRC-MW43A-082109	MRC-MW44A-080509	MRC-MW48A-081209	MRC-MW50A-080509	MRC-MW52A-072809	MRC-MW53A-072809	MRC-MW59A-080309
LABORATORY ID:	A9H220139007	A9H070192003	A9H130253007	A9H070192002	A9G290200003	A9G290200004	A9H050300004
SAMPLE DATE:	8/21/2009	8/5/2009	8/12/2009	8/5/2009	7/28/2009	7/28/2009	8/3/2009
LOCATION:	MRC-MW43A	MRC-MW44A	MRC-MW48A	MRC-MW50A	MRC-MW52A	MRC-MW53A	MRC-MW59A
MANGANESE	830	268	9040	455	35900	187	15200
MERCURY	0.1 U	0.1 U	0.1 U	0.1 U	0.2 U	0.2 U	0.1 U
MOLYBDENUM	0.2 U	0.2 U	0.2 U	0.2 U	2 U	2 U	0.2 U
NICKEL	34.6	0.37 B	90.8	72.6	1590	82.6	546
SELENIUM	0.14 U	0.26 K	0.35 B	3.2 K	4.6	0.14	0.72 K
SILVER	0.033 U	0.033 U	0.033 U	0.94	1 U	1 U	0.033 U
THALLIUM	0.12 U	0.12 U	0.12 U	0.56 B	1.4	1 U	0.12 U
VANADIUM	0.6 U	0.65	0.6 U	1.7 B	0.87	20 U	0.6 U
ZINC	52.5	3.6 B	102	86.8	2910	147	1000
MISCELLANEOUS (mg/L)							
ALKALINITY	29		48				
AMMONIA-N	0.1		0.1 U				
CHLORIDE	45.4		76.7				
DISSOLVED ORGANIC CARBON	1		4				
NITRATE-N	0.023 U		0.023 U				
NITRITE-N	0.012 U		0.012 U				
ORTHOPHOSPHATE-P	1.1 J		0.1 K				
SULFATE	5.4		3.6				
TOTAL DISSOLVED SOLIDS	140		220				

Table E-1

Analytical Chemical Results for Groundwater Samples, July-August 2009
Lockheed Martin Middle River Complex, Middle River, Maryland

SAMPLE ID:	MRC-MW60A-080309	MRC-MW60B-081209	MRC-MW61A-080309	MRC-MW63A-080509	MRC-MW67A-080609	MRC-MW70A-080709	MRC-MW70B-080709
LABORATORY ID:	A9H050300002	A9H130253006	A9H050300003	A9H070192004	A9H070192007	A9H080141002	A9H080141003
SAMPLE DATE:	8/3/2009	8/12/2009	8/3/2009	8/5/2009	8/6/2009	8/7/2009	8/7/2009
LOCATION:	MRC-MW60A	MRC-MW60B	MRC-MW61A	MRC-MW63A	MRC-MW67A	MRC-MW70A	MRC-MW70B
VOLATILES (ug/L)							
1,1,1,2-TETRACHLOROETHANE	5.75 U	18 U		0.23 U		0.23 U	0.23 U
1,1,1-TRICHLOROETHANE	5.5 U	17 U		0.22 U		0.22 U	0.22 U
1,1,2,2-TETRACHLOROETHANE	4.5 U	14 U		0.18 U		0.18 U	0.18 U
1,1,2-TRICHLOROTRIFLUOROETHANE	7 U	22 U		0.28 U		0.28 U	0.28 U
1,1-DICHLOROETHANE	3.75 U	12 U		0.6423 J		0.5227 J	1.21
1,1-DICHLOROETHENE	4.75 U	15 U		0.2627 J		0.2588 J	4.842
1,1-DICHLOROPROPENE	3.25 U	10 U		0.13 U		0.13 U	0.13 U
1,2,3-TRICHLOROBENZENE	4.25 U	13 U		0.17 U		0.17 U	0.17 U
1,2,3-TRICHLOROPROPANE	10.75 U	33 U		0.43 U		0.43 U	0.43 U
1,2,3-TRIMETHYLBENZENE	0.1475 U	0.45 U		0.0059 U		0.0059 U	0.0059 U
1,2,4-TRICHLOROBENZENE	3.75 U	12 U		0.15 U		0.15 U	0.15 U
1,2,4-TRIMETHYLBENZENE	3 U	9.2 U		0.12 U		0.12 U	0.12 U
1,2-DIBROMO-3-CHLOROPROPANE	16.75 U	52 U		0.67 U		0.67 U	0.67 U
1,2-DIBROMOETHANE	6 U	18 U		0.24 U		0.24 U	0.24 U
1,2-DICHLOROBENZENE	3.25 U	10 U		0.13 U		0.13 U	0.13 U
1,2-DICHLOROETHANE	5.5 U	17 U		0.22 U		0.22 U	0.22 U
1,2-DICHLOROPROPANE	4.5 U	14 U		0.18 U		0.18 U	0.18 U
1,3-DICHLOROBENZENE	3.5 U	11 U		0.14 U		0.14 U	0.14 U
1,3-DICHLOROPROPANE	4 U	12 U		0.16 U		0.16 U	0.16 U
1,4-DICHLOROBENZENE	3.25 U	10 U		0.13 U		0.13 U	0.13 U
2,2-DICHLOROPROPANE	3.25 U	10 U		0.13 U		0.13 U	0.13 U
2-BUTANONE	14.25 U	44 U		0.57 U		0.57 U	0.8106 J
2-CHLOROETHYL VINYL ETHER	24.75 U	76 U		0.99 U		0.99 U	0.99 U
2-CHLOROTOLUENE	2.75 U	8.5 U		0.11 U		0.11 U	0.11 U
2-HEXANONE	10.25 U	32 U		0.41 U		0.41 U	0.41 U
4-CHLOROTOLUENE	4.5 U	14 U		0.18 U		0.18 U	0.18 U
4-ISOPROPYLTOLUENE	3 U	9.2 U		0.12 U		0.12 U	0.12 U

Table E-1

Analytical Chemical Results for Groundwater Samples, July-August 2009
Lockheed Martin Middle River Complex, Middle River, Maryland

SAMPLE ID:	MRC-MW60A-080309	MRC-MW60B-081209	MRC-MW61A-080309	MRC-MW63A-080509	MRC-MW67A-080609	MRC-MW70A-080709	MRC-MW70B-080709
LABORATORY ID:	A9H050300002	A9H130253006	A9H050300003	A9H070192004	A9H070192007	A9H080141002	A9H080141003
SAMPLE DATE:	8/3/2009	8/12/2009	8/3/2009	8/5/2009	8/6/2009	8/7/2009	8/7/2009
LOCATION:	MRC-MW60A	MRC-MW60B	MRC-MW61A	MRC-MW63A	MRC-MW67A	MRC-MW70A	MRC-MW70B
4-METHYL-2-PENTANONE	8 U	25 U		0.32 U		0.32 U	0.32 U
ACETONE	27.5 U	85 U		3.625 B		3.191 B	5.215 B
BENZENE	3.25 U	10 U		0.13 U		0.13 U	0.13 U
BROMOBENZENE	3.25 U	10 U		0.13 U		0.13 U	0.13 U
BROMOCHLOROMETHANE	7.25 U	22 U		0.29 U		0.29 U	0.29 U
BROMODICHLOROMETHANE	3.75 U	12 U		0.15 U		0.15 U	0.15 U
BROMOFORM	16 U	49 U		0.64 U		0.64 U	0.64 U
BROMOMETHANE	10.25 U	32 U		0.41 U		0.41 U	0.41 U
CARBON DISULFIDE	3.25 U	10 U		0.13 U		0.13 U	0.13 U
CARBON TETRACHLORIDE	3.25 U	10 U		0.13 U		0.13 U	0.13 U
CHLOROBENZENE	3.75 U	12 U		0.15 U		0.15 U	0.15 U
CHLORODIBROMOMETHANE	4.5 U	14 U		0.18 U		0.18 U	0.18 U
CHLOROETHANE	7.25 U	22 U		0.29 U		0.29 U	0.29 U
CHLOROFORM	4 U	12 U		0.16 U		0.16 U	0.16 U
CHLOROMETHANE	7.5 U	23 U		0.3 U		0.3 U	0.3 U
CIS-1,2-DICHLOROETHENE	519.06	72 J		0.4779 J		0.9459 J	12.5
CIS-1,3-DICHLOROPROPENE	3.5 U	11 U		0.14 U		0.14 U	0.14 U
DIBROMOMETHANE	7 U	22 U		0.28 U		0.28 U	0.28 U
DICHLORODIFLUOROMETHANE	7.75 U	24 U		0.31 U		0.31 U	0.31 U
DIISOPROPYL ETHER	37.5 U	120 U		1.5 U		1.5 U	1.5 U
ETHANE		0.27 U					
ETHENE		0.24 U					
ETHYL TERT-BUTYL ETHER	2.75 U	8.5 U		0.11 U		0.11 U	0.11 U
ETHYLBENZENE	4.25 U	13 U		0.17 U		0.17 U	0.17 U
HEXACHLOROBUTADIENE	7.5 U	23 U		0.3 U		0.3 U	0.3 U
ISOPROPYLBENZENE	3.25 U	10 U		0.13 U		0.13 U	0.13 U
M+P-XYLENES	6 U	18 U		0.24 U		0.24 U	0.24 U
METHANE		20					

Table E-1

Analytical Chemical Results for Groundwater Samples, July-August 2009
Lockheed Martin Middle River Complex, Middle River, Maryland

SAMPLE ID:	MRC-MW60A-080309	MRC-MW60B-081209	MRC-MW61A-080309	MRC-MW63A-080509	MRC-MW67A-080609	MRC-MW70A-080709	MRC-MW70B-080709
LABORATORY ID:	A9H050300002	A9H130253006	A9H050300003	A9H070192004	A9H070192007	A9H080141002	A9H080141003
SAMPLE DATE:	8/3/2009	8/12/2009	8/3/2009	8/5/2009	8/6/2009	8/7/2009	8/7/2009
LOCATION:	MRC-MW60A	MRC-MW60B	MRC-MW61A	MRC-MW63A	MRC-MW67A	MRC-MW70A	MRC-MW70B
METHYL TERT-BUTYL ETHER	4.25 U	13 U		0.17 U		0.17 U	0.17 U
METHYLENE CHLORIDE	8.25 U	25 U		0.33 U		0.33 U	0.33 U
NAPHTHALENE	6 U	18 U		0.24 U		0.24 U	0.24 U
N-BUTYLBENZENE	3 U	9.2 U		0.12 U		0.12 U	0.12 U
N-PROPYLBENZENE	3.5 U	11 U		0.14 U		0.14 U	0.14 U
O-XYLENE	3.5 U	11 U		0.14 U		0.14 U	0.14 U
SEC-BUTYLBENZENE	3.25 U	10 U		0.13 U		0.13 U	0.13 U
STYRENE	2.75 U	8.5 U		0.11 U		0.11 U	0.11 U
TERT-AMYL METHYL ETHER	1.675 U	5.2 U		0.067 U		0.067 U	0.067 U
TERT-BUTYLBENZENE	3.25 U	10 U		0.13 U		0.13 U	0.13 U
TERTIARY-BUTYL ALCOHOL	97.5 UR	300 UR		3.9 UR		3.9 UR	3.9 UR
TETRACHLOROETHENE	10.268 J	22 U		0.29 U		0.29 U	0.29 U
TOLUENE	3.25 U	10 U		0.13 U		0.13 U	0.1708 J
TOTAL XYLENES	7 U	22 U		0.28 U		0.28 U	0.28 U
TRANS-1,2-DICHLOROETHENE	4.75 U	15 U		0.19 U		0.19 U	0.3369 J
TRANS-1,3-DICHLOROPROPENE	4.75 U	15 U		0.19 U		0.19 U	0.19 U
TRICHLOROETHENE	477.52	2900		0.5956 J		0.7854 J	22.543
TRICHLOROFLUOROMETHANE	5.25 U	16 U		0.21 U		0.21 U	0.21 U
VINYL ACETATE	4.75 U	15 U		0.19 U		0.19 U	0.19 U
VINYL CHLORIDE	48.121	17 U		0.22 U		0.22 U	0.5308 J
SEMIVOLATILES (ug/L)							
1,4-DIOXANE						1.1564	4.7766
INORGANICS (ug/L)							
ANTIMONY	0.077 B	0.083 B	1	0.1	0.055 U	0.074 K	0.12 B
ARSENIC	2.6 K	0.21 U	0.27 K	1.4 K	2.3 K	3.6	1.1
BARIUM	49.2	51.2	69.5	157	874	109	683
BERYLLIUM	1.1 K	0.13 B	8	0.21 B	239	1.6	0.037 U
CADMIUM	0.028 B	0.071 B	0.28 B	0.063 B	8.8	0.027 U	0.031

Table E-1

Analytical Chemical Results for Groundwater Samples, July-August 2009
Lockheed Martin Middle River Complex, Middle River, Maryland

SAMPLE ID:	MRC-MW60A-080309	MRC-MW60B-081209	MRC-MW61A-080309	MRC-MW63A-080509	MRC-MW67A-080609	MRC-MW70A-080709	MRC-MW70B-080709
LABORATORY ID:	A9H050300002	A9H130253006	A9H050300003	A9H070192004	A9H070192007	A9H080141002	A9H080141003
SAMPLE DATE:	8/3/2009	8/12/2009	8/3/2009	8/5/2009	8/6/2009	8/7/2009	8/7/2009
LOCATION:	MRC-MW60A	MRC-MW60B	MRC-MW61A	MRC-MW63A	MRC-MW67A	MRC-MW70A	MRC-MW70B
CHROMIUM	0.066 U	0.26 B	0.57 B	0.066 U	1.5	0.45 B	3.2
COBALT	57.1	29.6	61.6	165	6740	58	0.28 B
COPPER	0.68 B	0.46 B	4.6	0.43 K	1680	0.65 K	0.82
IRON	25500	11400	564	22400	10300	64000	479
LEAD	0.18 B	0.071 B	1.2	0.28 B	6.5	0.28 B	0.32 B
MANGANESE	4140	1600	987	754	12700	2770	8.7
MERCURY	0.1 U	0.1 U	0.1 U	0.1 U	0.1 U	0.1 U	0.1 U
MOLYBDENUM	0.2 U	0.2 U	0.41 B	0.2 U	0.2 U	0.39 B	2.6
NICKEL	62.7	52.3	76.5	234	14000	57.8	5.1
POTASSIUM		2820					
SELENIUM	0.2 K	0.18 B	0.98 K	0.27 K	5.9 K	2 K	0.14 U
SILVER	0.033 U	0.033 U	0.07 B	0.033 U	0.086 B	0.033 U	0.035 B
THALLIUM	0.12 U	0.12 U	0.13 B	0.12 U	1.2 B	0.18 B	0.17 B
VANADIUM	0.6 U	0.6 U	2.7 B	0.6 U	1.6 B	0.73	3 U G
ZINC	8.8 B	120	112	87.9	22500	30.8 B	24.6 B
INORGANICS FILTERED (ug/L)							
ANTIMONY	0.055 U	0.12 B	1	0.071 B	0.055 U	0.096 K	0.055 U
ARSENIC	2.1 K	0.21 U	0.52 K	1.2 K	2.5 K	2.5 B	1 B
BARIUM	44	45.2	63.2	156	891	91.9	654
BERYLLIUM	0.95 K	0.089 B	6.5	0.15 B	242	1.3	0.037 U
CADMIUM	0.027 U	0.046 B	0.27 B	0.097 B	8.6	0.035	0.027 U
CHROMIUM	0.066 U	0.066 U	0.066 U	0.066 U	1.4	0.069 B	0.066 U
COBALT	52.7	25.2	55.9	164	6930	51.1	0.073 B
COPPER	0.33 B	0.43 B	4 K	0.58 K	1990	0.13 B	0.67 B
IRON	22900	9060	64 B	19800	10400	56200	11 U
LEAD	0.08 B	0.039 B	0.45 B	0.17 B	6.5	0.12 B	0.12 B

Table E-1

Analytical Chemical Results for Groundwater Samples, July-August 2009
Lockheed Martin Middle River Complex, Middle River, Maryland

SAMPLE ID:	MRC-MW60A-080309	MRC-MW60B-081209	MRC-MW61A-080309	MRC-MW63A-080509	MRC-MW67A-080609	MRC-MW70A-080709	MRC-MW70B-080709
LABORATORY ID:	A9H050300002	A9H130253006	A9H050300003	A9H070192004	A9H070192007	A9H080141002	A9H080141003
SAMPLE DATE:	8/3/2009	8/12/2009	8/3/2009	8/5/2009	8/6/2009	8/7/2009	8/7/2009
LOCATION:	MRC-MW60A	MRC-MW60B	MRC-MW61A	MRC-MW63A	MRC-MW67A	MRC-MW70A	MRC-MW70B
MANGANESE	3830	1400	911	737	12600	2440	0.62 B
MERCURY	0.1 U	0.1 U	0.1 U	0.1 U	0.1 U	0.1 U	0.1 U
MOLYBDENUM	0.2 U	0.2 U	0.41 B	0.2 U	0.2 U	0.51 B	2.1
NICKEL	57.9	44.2	70.1	232	13800	51.9	4.3
SELENIUM	0.2 K	0.14 U	0.81 K	0.26 K	5.8	1.3 B	0.14 U
SILVER	0.033 U	0.033 U	0.033 U	0.033 U	0.033 U	0.033 U	0.033 U
THALLIUM	0.12 U	0.12 U	0.12 U	0.12 U	1.3 B	0.17 B	0.12 U
VANADIUM	0.6 U	0.6 U	1.8 B	0.6 U	1.1 B	0.6 U	0.6 U
ZINC	11.4 B	90	114	84	22200	11.7 B	10 B
MISCELLANEOUS (mg/L)							
ALKALINITY		57					
AMMONIA-N		0.1 U					
CHLORIDE		9					
DISSOLVED ORGANIC CARBON		2					
NITRATE-N		0.1					
NITRITE-N		0.012 U					
ORTHOPHOSPHATE-P		0.1 K					
SULFATE		5.8					
TOTAL DISSOLVED SOLIDS		97					

Table E-1

Analytical Chemical Results for Groundwater Samples, July-August 2009
Lockheed Martin Middle River Complex, Middle River, Maryland

SAMPLE ID:	MRC-MW71A-082709	MRC-MW71B-082709	MRC-MW72B-080709	MRC-MW73B-081109	MRC-MW74A-081409	MRC-74B-081709	MRC-MW76B-081109
LABORATORY ID:	A9H280125005	A9H280125003	A9H080141004	A9H130253004	A9H150168006	A9H190214003	A9H130253002
SAMPLE DATE:	8/27/2009	8/27/2009	8/7/2009	8/11/2009	8/14/2009	8/17/2009	8/11/2009
LOCATION:	MRC-MW71A	MRC-MW71B	MRC-MW72B	MRC-MW73B	MRC-MW74A	MRC-74B	MRC-MW76B
VOLATILES (ug/L)							
1,1,1,2-TETRACHLOROETHANE	0.23 U	0.33 U	38.3341 U	1.2 U	5.8 U	140 U	0.23 U
1,1,1-TRICHLOROETHANE	2.2	0.43 J	36.6674 U	1.1 U	5.5 U	140 U	0.22 U
1,1,2,2-TETRACHLOROETHANE	0.18 U	0.26 U	30.0006 U	0.9 U	4.5 U	110 U	0.18 U
1,1,2-TRICHLOROTRIFLUOROETHANE	0.87 J	0.4 U	46.6676 U	1.4 U	7 U	180 U	0.28 U
1,1-DICHLOROETHANE	3.3	2.2	25.0005 U	0.75 U	3.8 U	94 U	1.2
1,1-DICHLOROETHENE	35	21	31.6673 U	0.95 U	4.8 U	120 U	0.96 J
1,1-DICHLOROPROPENE	0.13 U	0.19 U	21.6671 U	0.65 U	3.2 U	81 U	0.13 U
1,2,3-TRICHLOROBENZENE	0.17 U	0.24 U	28.3339 U	0.85 U	4.2 U	110 U	0.17 U
1,2,3-TRICHLOROPROPANE	0.43 U	0.61 U	71.6681 U	2.2 U	11 U	270 U	0.43 U
1,2,3-TRIMETHYLBENZENE	0.0059 U	0.0084 U	0.983353 U	0.03 U	0.15 U	3.7 U	0.0059 U
1,2,4-TRICHLOROBENZENE	0.15 U	0.21 U	25.0005 U	0.75 U	3.8 U	94 U	0.15 U
1,2,4-TRIMETHYLBENZENE	0.12 U	0.17 U	20.0004 U	0.6 U	3 U	75 U	0.12 U
1,2-DIBROMO-3-CHLOROPROPANE	0.67 U	0.96 U	111.6689 U	3.4 U	17 U	420 U	0.67 U
1,2-DIBROMOETHANE	0.24 U	0.34 U	40.0008 U	1.2 U	6 U	150 U	0.24 U
1,2-DICHLOROBENZENE	0.13 U	0.19 U	21.6671 U	0.65 U	3.2 U	81 U	0.13 U
1,2-DICHLOROETHANE	0.22 U	0.31 J	36.6674 U	1.1 U	5.5 U	140 U	0.22 U
1,2-DICHLOROPROPANE	0.18 U	0.26 U	30.0006 U	0.9 U	4.5 U	110 U	0.18 U
1,3-DICHLOROBENZENE	0.14 U	0.2 U	23.3338 U	0.7 U	3.5 U	88 U	0.14 U
1,3-DICHLOROPROPANE	0.16 U	0.23 U	26.6672 U	0.8 U	4 U	100 U	0.16 U
1,4-DICHLOROBENZENE	0.13 U	0.19 U	21.6671 U	0.65 U	3.2 U	81 U	0.13 U
2,2-DICHLOROPROPANE	0.13 U	0.19 U	21.6671 U	0.65 U	3.2 U	81 U	0.13 U
2-BUTANONE	0.57 U	0.82 U	95.0019 U	2.8 U	14 U	360 U	0.57 U
2-CHLOROETHYL VINYL ETHER	0.99 U	1.4 U	165.0033 U	5 U	25 U	620 U	0.99 U
2-CHLOROTOLUENE	0.11 U	0.16 U	18.3337 U	0.55 U	2.8 U	69 U	0.11 U
2-HEXANONE	0.41 U	0.59 U	68.3347 U	2 U	10 U	260 U	0.41 U
4-CHLOROTOLUENE	0.18 U	0.26 U	30.0006 U	0.9 U	4.5 U	110 U	0.18 U
4-ISOPROPYLTOLUENE	0.12 U	0.17 U	20.0004 U	0.6 U	3 U	75 U	0.12 U

Table E-1

Analytical Chemical Results for Groundwater Samples, July-August 2009
Lockheed Martin Middle River Complex, Middle River, Maryland

SAMPLE ID:	MRC-MW71A-082709	MRC-MW71B-082709	MRC-MW72B-080709	MRC-MW73B-081109	MRC-MW74A-081409	MRC-74B-081709	MRC-MW76B-081109
LABORATORY ID:	A9H280125005	A9H280125003	A9H080141004	A9H130253004	A9H150168006	A9H190214003	A9H130253002
SAMPLE DATE:	8/27/2009	8/27/2009	8/7/2009	8/11/2009	8/14/2009	8/17/2009	8/11/2009
LOCATION:	MRC-MW71A	MRC-MW71B	MRC-MW72B	MRC-MW73B	MRC-MW74A	MRC-74B	MRC-MW76B
4-METHYL-2-PENTANONE	0.32 U	0.46 U	53.3344 U	1.6 U	8 U	200 U	0.32 U
ACETONE	2.3 B	4.2 B	183.337 U	5.5 U	28 U	690 U	2 B
BENZENE	0.13 U	0.19 U	21.6671 U	0.65 U	3.2 U	81 U	0.13 U
BROMOBENZENE	0.13 U	0.19 U	21.6671 U	0.65 U	3.2 U	81 U	0.13 U
BROMOCHLOROMETHANE	0.29 U	0.41 U	48.3343 U	1.4 U	7.2 U	180 U	0.29 U
BROMODICHLOROMETHANE	0.15 U	0.21 U	25.0005 U	0.75 U	3.8 U	94 U	0.15 U
BROMOFORM	0.64 U	0.92 U	106.6688 U	3.2 U	16 U	400 U	0.64 U
BROMOMETHANE	0.41 U	0.59 U	68.3347 U	2 U	10 U	260 U	0.41 U
CARBON DISULFIDE	0.13 U	0.19 U	21.6671 U	0.65 U	3.2 U	81 U	0.13 U
CARBON TETRACHLORIDE	0.13 U	0.19 U	21.6671 U	0.65 U	3.2 U	81 U	0.13 U
CHLOROBENZENE	0.15 U	0.21 U	25.0005 U	0.75 U	3.8 U	94 U	0.15 U
CHLORODIBROMOMETHANE	0.18 U	0.26 U	30.0006 U	0.9 U	4.5 U	110 U	0.18 U
CHLOROETHANE	0.29 U	0.41 U	48.3343 U	1.4 U	7.2 U	180 U	0.29 U
CHLOROFORM	0.16 U	0.23 U	26.6672 U	0.8 U	4 U	100 U	0.16 U
CHLOROMETHANE	0.3 U	0.43 U	50.001 U	1.5 U	7.5 U	190 U	0.3 U
CIS-1,2-DICHLOROETHENE	0.17 U	5.9	28.3339 U	3.5 J	35	360 J	2.1
CIS-1,3-DICHLOROPROPENE	0.14 U	0.2 U	23.3338 U	0.7 U	3.5 U	88 U	0.14 U
DIBROMOMETHANE	0.28 U	0.4 U	46.6676 U	1.4 U	7 U	180 U	0.28 U
DICHLORODIFLUOROMETHANE	0.31 U	0.44 U	51.6677 U	1.6 U	7.8 U	190 U	0.31 U
DIISOPROPYL ETHER	1.5 U	2.1 U	250.005 U	7.5 U	38 U	940 U	1.5 U
ETHANE							
ETHENE							
ETHYL TERT-BUTYL ETHER	0.11 U	0.16 U	18.3337 U	0.55 U	2.8 U	69 U	0.11 U
ETHYLBENZENE	0.17 U	0.24 U	28.3339 U	0.85 U	4.2 U	110 U	0.17 U
HEXACHLOROBUTADIENE	0.3 U	0.43 U	50.001 U	1.5 U	7.5 U	190 U	0.3 U
ISOPROPYLBENZENE	0.13 U	0.19 U	21.6671 U	0.65 U	3.2 U	81 U	0.13 U
M+P-XYLENES	0.24 U	0.34 U	40.0008 U	1.2 U	6 U	150 U	0.24 U
METHANE							

Table E-1

Analytical Chemical Results for Groundwater Samples, July-August 2009
Lockheed Martin Middle River Complex, Middle River, Maryland

SAMPLE ID:	MRC-MW71A-082709	MRC-MW71B-082709	MRC-MW72B-080709	MRC-MW73B-081109	MRC-MW74A-081409	MRC-74B-081709	MRC-MW76B-081109
LABORATORY ID:	A9H280125005	A9H280125003	A9H080141004	A9H130253004	A9H150168006	A9H190214003	A9H130253002
SAMPLE DATE:	8/27/2009	8/27/2009	8/7/2009	8/11/2009	8/14/2009	8/17/2009	8/11/2009
LOCATION:	MRC-MW71A	MRC-MW71B	MRC-MW72B	MRC-MW73B	MRC-MW74A	MRC-74B	MRC-MW76B
METHYL TERT-BUTYL ETHER	0.17 U	0.24 U	28.3339 U	0.85 U	4.2 U	110 U	0.17 U
METHYLENE CHLORIDE	0.33 U	0.48 B	107.27 B	1.6 U	8.2 U	210 U	0.33 U
NAPHTHALENE	0.24 U	0.34 U	40.0008 U	1.2 U	6 U	150 U	0.24 U
N-BUTYLBENZENE	0.12 U	0.17 U	20.0004 U	0.6 U	3 U	75 U	0.12 U
N-PROPYLBENZENE	0.14 U	0.2 U	23.3338 U	0.7 U	3.5 U	88 U	0.14 U
O-XYLENE	0.14 U	0.2 U	23.3338 U	0.7 U	3.5 U	88 U	0.14 U
SEC-BUTYLBENZENE	0.13 U	0.19 U	21.6671 U	0.65 U	3.2 U	81 U	0.13 U
STYRENE	0.11 U	0.16 U	18.3337 U	0.55 U	2.8 U	69 U	0.11 U
TERT-AMYL METHYL ETHER	0.067 U	0.096 U	11.16689 U	0.34 U	1.7 U	42 U	0.067 U
TERT-BUTYLBENZENE	0.13 U	0.19 U	21.6671 U	0.65 U	3.2 U	81 U	0.13 U
TERTIARY-BUTYL ALCOHOL	3.9 UR	5.6 UR	650.013 UR	20 UR	98 UR	2400 UR	3.9 UR
TETRACHLOROETHENE	0.29 U	0.41 U	48.3343 U	1.4 U	7.2 U	180 U	0.29 U
TOLUENE	0.13 U	0.19 U	21.6671 U	0.65 U	3.2 U	81 U	0.13 U
TOTAL XYLENES	0.28 U	0.4 U	46.6676 U	1.4 U	7 U	180 U	0.28 U
TRANS-1,2-DICHLOROETHENE	0.19 U	0.27 U	31.6673 U	0.95 U	4.8 U	120 U	0.19 U
TRANS-1,3-DICHLOROPROPENE	0.19 U	0.27 U	31.6673 U	0.95 U	4.8 U	120 U	0.19 U
TRICHLOROETHENE	0.62 J	54	5705.5	200	690	17000	22
TRICHLOROFLUOROMETHANE	0.21 U	0.3 U	35.0007 U	1 U	5.2 U	130 U	0.21 U
VINYL ACETATE	0.19 U	0.27 U	31.6673 U	0.95 U	4.8 U	120 U	0.19 U
VINYL CHLORIDE	0.42 J	0.31 U	36.6674 U	1.1 U	5.5 U	140 U	0.22 U
SEMIVOLATILES (ug/L)							
1,4-DIOXANE	0.99 J	6.3					
INORGANICS (ug/L)							
ANTIMONY	0.95	5.6	0.055 U	0.086 B	0.055 U	0.055 U	0.062 B
ARSENIC	0.21 U	0.21 U	0.21 U	0.21 B	1.1	0.21 U	0.21 U
BARIUM	76.5	92.3	13.5	30.5	48.3	33.1	81.9
BERYLLIUM	3.5	0.037 U	0.72	2.1	0.72	0.34	0.33 B
CADMIUM	3.2	0.043 B	0.027 U	0.063 B	0.26 B	0.1 B	0.027 U

Table E-1

Analytical Chemical Results for Groundwater Samples, July-August 2009
Lockheed Martin Middle River Complex, Middle River, Maryland

SAMPLE ID:	MRC-MW71A-082709	MRC-MW71B-082709	MRC-MW72B-080709	MRC-MW73B-081109	MRC-MW74A-081409	MRC-74B-081709	MRC-MW76B-081109
LABORATORY ID:	A9H280125005	A9H280125003	A9H080141004	A9H130253004	A9H150168006	A9H190214003	A9H130253002
SAMPLE DATE:	8/27/2009	8/27/2009	8/7/2009	8/11/2009	8/14/2009	8/17/2009	8/11/2009
LOCATION:	MRC-MW71A	MRC-MW71B	MRC-MW72B	MRC-MW73B	MRC-MW74A	MRC-74B	MRC-MW76B
CHROMIUM	0.88 B	1.6 B	0.12 B	0.32 B	0.77	0.26 B	0.18 B
COBALT	57.3	13.4	9.8	17.8	18.9	32.2	50.2
COPPER	1.6 B	3.9 B	1.6 K	4.8	2.1 K	0.88 K	0.15 B
IRON	485	3660	74.3	67.2 B	314	292	23500
LEAD	0.7	0.47	0.056 B	0.069 B	0.21 B	0.11 B	0.075 B
MANGANESE	1430	1060	58.8	89.5	1850	437	3030
MERCURY	0.1 U	0.1 U	0.1 U	0.1 U	0.1 U	0.1 U	0.1 U
MOLYBDENUM	0.2 U	3.3	0.2 U	0.2 U	0.2 U	0.28 B	0.35 B
NICKEL	115	19.7	11.1	24.2	4.6	21.7	74.5
POTASSIUM							
SELENIUM	0.3	0.89	0.14 U	0.28 B	1.9	0.14 U	0.14 U
SILVER	0.033 U	0.033 U	0.033 U	0.033 U	0.033 U	0.033 U	0.033 U
THALLIUM	0.12 U	0.14 B	0.12 U	0.12 U	0.12 U	0.21 B	0.15 B
VANADIUM	1.5	2.2	0.6 U	0.6 U	0.6 U	0.6 U	0.6 U
ZINC	675	75.1	27.5 B	73.7	35.6 K	318	110
INORGANICS FILTERED (ug/L)							
ANTIMONY	0.93	5.2	0.055 U	0.12 B	0.08 B	0.055 U	0.055 U
ARSENIC	0.21 U	0.21 U	0.21 U	0.21 U	1.1	0.21 U	0.21 U
BARIUM	76.9	77.4	13.4	30	48.8	32.4	85.2
BERYLLIUM	3.7	0.037 U	0.66	2	0.7	0.3 B	0.24 B
CADMIUM	3	0.045 B	0.027 U	0.045 B	0.094 B	0.13 B	0.027 U
CHROMIUM	0.49 B	0.41 B	0.066 U	0.16 B	0.066 U	0.12 B	0.84
COBALT	57	10.3	9.3	17.5	19.4	31	51.7
COPPER	1.6 B	3.8 B	1.8 K	4.7	2.2 K	0.74 K	0.26 B
IRON	147 B	462	11 U	11 U	123	16.7 B	22200
LEAD	0.41	0.077 B	0.062 B	0.064 B	0.05 B	0.056 B	0.048 B

Table E-1

Analytical Chemical Results for Groundwater Samples, July-August 2009
Lockheed Martin Middle River Complex, Middle River, Maryland

SAMPLE ID:	MRC-MW71A-082709	MRC-MW71B-082709	MRC-MW72B-080709	MRC-MW73B-081109	MRC-MW74A-081409	MRC-74B-081709	MRC-MW76B-081109
LABORATORY ID:	A9H280125005	A9H280125003	A9H080141004	A9H130253004	A9H150168006	A9H190214003	A9H130253002
SAMPLE DATE:	8/27/2009	8/27/2009	8/7/2009	8/11/2009	8/14/2009	8/17/2009	8/11/2009
LOCATION:	MRC-MW71A	MRC-MW71B	MRC-MW72B	MRC-MW73B	MRC-MW74A	MRC-74B	MRC-MW76B
MANGANESE	1460	858	57.6	83.8	1880	418	3080
MERCURY	0.1 U	0.1 U	0.1 U	0.1 U	0.1 U	0.1 U	0.1 U
MOLYBDENUM	0.2 U	2.8	0.2 U	0.2 U	0.2 U	0.2 U	0.2 U
NICKEL	115	14.1	10.9	21.4	4.2	21.5	77.4
SELENIUM	0.28	0.92	0.14 U	0.38 B	1.8	0.24	0.14 U
SILVER	0.033 U	0.033 U	0.033 U	0.033 U	0.033 U	0.033 U	0.033 U
THALLIUM	0.12 U	0.12 U	0.12 U	0.12 U	0.12 U	0.12 U	0.12 U
VANADIUM	0.93	0.6 U	0.6 U	0.64	0.6 U	0.6 U	0.6 U
ZINC	632	73.9	23.4 B	70.3	32.1 K	306	107
MISCELLANEOUS (mg/L)							
ALKALINITY							
AMMONIA-N							
CHLORIDE							
DISSOLVED ORGANIC CARBON							
NITRATE-N							
NITRITE-N							
ORTHOPHOSPHATE-P							
SULFATE							
TOTAL DISSOLVED SOLIDS							

Table E-1

Analytical Chemical Results for Groundwater Samples, July-August 2009
Lockheed Martin Middle River Complex, Middle River, Maryland

SAMPLE ID:	MRC-MW78B-081109	MRC-MW79B-081109	MRC-MW80A-082009	MRC-MW80B-082009	MRC-MW81A-082109	MRC-MW81B-082109	MRC-MW82A-082609
LABORATORY ID:	A9H130253005	A9H130253003	A9H220139002	A9H220139003	A9H220139005	A9H220139006	A9H270200004
SAMPLE DATE:	8/11/2009	8/11/2009	8/20/2009	8/20/2009	8/21/2009	8/21/2009	8/26/2009
LOCATION:	MRC-MW78B	MRC-MW79B	MRC-MW80A	MRC-MW80B	MRC-MW81A	MRC-MW81B	MRC-MW82A
VOLATILES (ug/L)							
1,1,1,2-TETRACHLOROETHANE	7.7 U	4.6 U	1.2 U	0.33 U	0.23 U	23 U	0.23 U
1,1,1-TRICHLOROETHANE	7.3 U	4.4 U	1.1 U	0.31 U	0.22 U	22 U	0.22 U
1,1,2,2-TETRACHLOROETHANE	6 U	3.6 U	0.9 U	0.26 U	0.18 U	18 U	0.18 U
1,1,2-TRICHLOROTRIFLUOROETHANE	9.3 U	5.6 U	1.4 U	0.4 U	0.28 U	28 U	0.28 U
1,1-DICHLOROETHANE	5 U	5.3 J	2.8 J	1.4	0.15 U	27 J	0.15 U
1,1-DICHLOROETHENE	10 J	7.8 J	80	9.5	0.19 U	50 J	0.19 U
1,1-DICHLOROPROPENE	4.3 U	2.6 U	0.65 U	0.19 U	0.13 U	13 U	0.13 U
1,2,3-TRICHLOROBENZENE	5.7 U	3.4 U	0.85 U	0.24 U	0.17 U	17 U	0.17 U
1,2,3-TRICHLOROPROPANE	14 U	8.6 U	2.2 U	0.61 U	0.43 U	43 U	0.43 U
1,2,3-TRIMETHYLBENZENE	0.2 U	0.12 U	0.03 U	0.0084 U	0.0059 U	0.59 U	0.0059 U
1,2,4-TRICHLOROBENZENE	5 U	3 U	0.75 U	0.21 U	0.15 U	15 U	0.21 J
1,2,4-TRIMETHYLBENZENE	4 U	2.4 U	0.6 U	0.17 U	0.12 U	12 U	0.12 U
1,2-DIBROMO-3-CHLOROPROPANE	22 U	13 U	3.4 U	0.96 U	0.67 U	67 U	0.67 U
1,2-DIBROMOETHANE	8 U	4.8 U	1.2 U	0.34 U	0.24 U	24 U	0.24 U
1,2-DICHLOROBENZENE	4.3 U	2.6 U	0.65 U	0.19 U	0.13 U	13 U	0.13 U
1,2-DICHLOROETHANE	7.3 U	4.4 U	1.1 U	0.31 U	0.22 U	22 U	0.22 U
1,2-DICHLOROPROPANE	6 U	3.6 U	0.9 U	0.26 U	0.18 U	18 U	0.18 U
1,3-DICHLOROBENZENE	4.7 U	2.8 U	0.7 U	0.2 U	0.14 U	14 U	0.14 U
1,3-DICHLOROPROPANE	5.3 U	3.2 U	0.8 U	0.23 U	0.16 U	16 U	0.16 U
1,4-DICHLOROBENZENE	4.3 U	2.6 U	0.65 U	0.19 U	0.13 U	13 U	0.13 U
2,2-DICHLOROPROPANE	4.3 U	2.6 U	0.65 U	0.19 U	0.13 U	13 U	0.13 U
2-BUTANONE	19 U	11 U	2.8 U	0.82 U	0.57 U	57 U	0.57 U
2-CHLOROETHYL VINYL ETHER	33 U	20 U	5 U	1.4 U	0.99 U	99 U	0.99 U
2-CHLOROTOLUENE	3.7 U	2.2 U	0.55 U	0.16 U	0.11 U	11 U	0.11 U
2-HEXANONE	14 U	8.2 U	2 U	0.59 U	0.41 U	41 U	0.41 U
4-CHLOROTOLUENE	6 U	3.6 U	0.9 U	0.26 U	0.18 U	18 U	0.18 U
4-ISOPROPYLTOLUENE	4 U	2.4 U	0.6 U	0.17 U	0.12 U	12 U	0.12 U

Table E-1

Analytical Chemical Results for Groundwater Samples, July-August 2009
Lockheed Martin Middle River Complex, Middle River, Maryland

SAMPLE ID:	MRC-MW78B-081109	MRC-MW79B-081109	MRC-MW80A-082009	MRC-MW80B-082009	MRC-MW81A-082109	MRC-MW81B-082109	MRC-MW82A-082609
LABORATORY ID:	A9H130253005	A9H130253003	A9H220139002	A9H220139003	A9H220139005	A9H220139006	A9H270200004
SAMPLE DATE:	8/11/2009	8/11/2009	8/20/2009	8/20/2009	8/21/2009	8/21/2009	8/26/2009
LOCATION:	MRC-MW78B	MRC-MW79B	MRC-MW80A	MRC-MW80B	MRC-MW81A	MRC-MW81B	MRC-MW82A
4-METHYL-2-PENTANONE	11 U	6.4 U	1.6 U	0.46 U	0.32 U	32 U	0.32 U
ACETONE	37 U	22 U	8.4 B	6.1 B	6.1 B	110 UR	3.5 B
BENZENE	4.3 U	2.6 U	0.65 U	0.19 U	0.13 U	13 U	0.13 U
BROMOBENZENE	4.3 U	2.6 U	0.65 U	0.19 U	0.13 U	13 U	0.13 U
BROMOCHLOROMETHANE	9.7 U	5.8 U	1.4 U	0.41 U	0.29 U	29 U	0.29 U
BROMODICHLOROMETHANE	5 U	3 U	0.75 U	0.21 U	0.15 U	15 U	0.15 U
BROMOFORM	21 U	13 U	3.2 U	0.92 U	0.64 U	64 U	0.64 U
BROMOMETHANE	14 U	8.2 U	2 U	0.59 U	0.41 U	41 U	0.41 U
CARBON DISULFIDE	4.3 U	2.6 U	0.65 U	0.19 U	0.13 U	13 U	0.13 U
CARBON TETRACHLORIDE	4.3 U	2.6 U	0.65 U	0.19 U	0.13 U	13 U	0.13 U
CHLOROBENZENE	5 U	3 U	0.75 U	0.21 U	0.15 U	15 U	0.15 U
CHLORODIBROMOMETHANE	6 U	3.6 U	0.9 U	0.26 U	0.18 U	18 U	0.18 U
CHLOROETHANE	9.7 U	5.8 U	1.4 U	0.41 U	0.29 U	29 U	0.29 U
CHLOROFORM	5.3 U	3.2 U	0.8 U	0.23 U	0.16 U	16 U	0.3 J
CHLOROMETHANE	10 U	6 U	1.5 U	0.43 U	0.3 U	30 U	0.3 U
CIS-1,2-DICHLOROETHENE	68	170	0.85 U	2.4	13	2800	0.17 U
CIS-1,3-DICHLOROPROPENE	4.7 U	2.8 U	0.7 U	0.2 U	0.14 U	14 U	0.14 U
DIBROMOMETHANE	9.3 U	5.6 U	1.4 U	0.4 U	0.28 U	28 U	0.28 U
DICHLORODIFLUOROMETHANE	10 U	6.2 U	1.6 U	0.44 U	0.31 U	31 U	0.31 U
DIISOPROPYL ETHER	50 U	30 U	7.5 U	2.1 U	1.5 U	150 U	1.5 U
ETHANE						0.27 U	
ETHENE						13	
ETHYL TERT-BUTYL ETHER	3.7 U	2.2 U	0.55 U	0.16 U	0.11 U	11 U	0.11 U
ETHYLBENZENE	5.7 U	3.4 U	0.85 U	0.24 U	0.17 U	17 U	0.17 U
HEXACHLOROBUTADIENE	10 U	6 U	1.5 U	0.43 U	0.3 U	30 U	0.3 U
ISOPROPYLBENZENE	4.3 U	2.6 U	0.65 U	0.19 U	0.13 U	13 U	0.13 U
M+P-XYLENES	8 U	4.8 U	1.2 U	0.34 U	0.24 U	24 U	0.24 U
METHANE						200	

Table E-1

Analytical Chemical Results for Groundwater Samples, July-August 2009
Lockheed Martin Middle River Complex, Middle River, Maryland

SAMPLE ID:	MRC-MW78B-081109	MRC-MW79B-081109	MRC-MW80A-082009	MRC-MW80B-082009	MRC-MW81A-082109	MRC-MW81B-082109	MRC-MW82A-082609
LABORATORY ID:	A9H130253005	A9H130253003	A9H220139002	A9H220139003	A9H220139005	A9H220139006	A9H270200004
SAMPLE DATE:	8/11/2009	8/11/2009	8/20/2009	8/20/2009	8/21/2009	8/21/2009	8/26/2009
LOCATION:	MRC-MW78B	MRC-MW79B	MRC-MW80A	MRC-MW80B	MRC-MW81A	MRC-MW81B	MRC-MW82A
METHYL TERT-BUTYL ETHER	5.7 U	84 J	0.85 U	0.24 U	0.17 U	17 U	0.17 U
METHYLENE CHLORIDE	11 U	6.6 U	1.6 U	0.47 U	0.33 U	33 U	0.33 U
NAPHTHALENE	8 U	4.8 U	1.2 U	0.34 U	0.24 U	24 U	0.24 U
N-BUTYLBENZENE	4 U	2.4 U	0.6 U	0.17 U	0.12 U	12 U	0.12 U
N-PROPYLBENZENE	4.7 U	2.8 U	0.7 U	0.2 U	0.14 U	14 U	0.14 U
O-XYLENE	4.7 U	2.8 U	0.7 U	0.2 U	0.14 U	14 U	0.14 U
SEC-BUTYLBENZENE	4.3 U	2.6 U	0.65 U	0.19 U	0.13 U	13 U	0.13 U
STYRENE	3.7 U	2.2 U	0.55 U	0.16 U	0.11 U	11 U	0.11 U
TERT-AMYL METHYL ETHER	2.2 U	1.3 U	0.34 U	0.096 U	0.067 U	6.7 U	0.067 U
TERT-BUTYLBENZENE	4.3 U	2.6 U	0.65 U	0.19 U	0.13 U	13 U	0.13 U
TERTIARY-BUTYL ALCOHOL	130 UR	78 UR	20 UR	5.6 UR	3.9 UR	390 UR	3.9 UR
TETRACHLOROETHENE	9.7 U	5.8 U	1.4 U	0.41 U	0.29 U	29 U	0.29 U
TOLUENE	4.3 U	2.6 U	0.65 U	0.19 U	0.13 U	13 U	0.13 U
TOTAL XYLENES	9.3 U	5.6 U	1.4 U	0.4 U	0.28 U	28 U	0.28 U
TRANS-1,2-DICHLOROETHENE	6.3 U	8.3 J	0.95 U	0.27 U	0.61 J	19 U	0.19 U
TRANS-1,3-DICHLOROPROPENE	6.3 U	3.8 U	0.95 U	0.27 U	0.19 U	19 U	0.19 U
TRICHLOROETHENE	1200	640	0.85 U	37	4.4	1200	0.17 U
TRICHLOROFLUOROMETHANE	7 U	4.2 U	1 U	0.3 U	0.21 U	21 U	0.21 U
VINYL ACETATE	6.3 U	3.8 U	0.95 U	0.27 U	0.19 U	19 U	0.19 U
VINYL CHLORIDE	7.3 U	36	1.1 U	0.31 U	1.4	520	0.22 U
SEMIVOLATILES (ug/L)							
1,4-DIOXANE			4.5	8.3			0.49 U
INORGANICS (ug/L)							
ANTIMONY	0.15 B	0.076 B	0.23	0.08	0.055 U	0.085	0.13 B
ARSENIC	0.25 B	1.4	0.82	0.46	2	1	0.21 U
BARIUM	182	274	38.4	157	117	286	13.4
BERYLLIUM	0.41 B	1.4	1.3	0.037 U	1.7	0.037 U	2.1
CADMIUM	0.17 B	0.082 B	0.31	0.027 U	0.033 B	0.027 U	0.033 B

Table E-1

Analytical Chemical Results for Groundwater Samples, July-August 2009
Lockheed Martin Middle River Complex, Middle River, Maryland

SAMPLE ID:	MRC-MW78B-081109	MRC-MW79B-081109	MRC-MW80A-082009	MRC-MW80B-082009	MRC-MW81A-082109	MRC-MW81B-082109	MRC-MW82A-082609
LABORATORY ID:	A9H130253005	A9H130253003	A9H220139002	A9H220139003	A9H220139005	A9H220139006	A9H270200004
SAMPLE DATE:	8/11/2009	8/11/2009	8/20/2009	8/20/2009	8/21/2009	8/21/2009	8/26/2009
LOCATION:	MRC-MW78B	MRC-MW79B	MRC-MW80A	MRC-MW80B	MRC-MW81A	MRC-MW81B	MRC-MW82A
CHROMIUM	0.3 B	0.081 B	2.2	2.7	0.22 B	0.28 B	0.28 B
COBALT	90.8	322	13.1	10	90.6	10.1	24.3
COPPER	6.5	4.6	3.2 K	0.57 B	0.61 B	0.62 B	4.5
IRON	36400	77800	2200	5320	48800	29100	232
LEAD	0.5 B	0.16 B	1.2	0.11 B	0.12 B	0.078 B	0.16 B
MANGANESE	3500	22800	1550	820	3760	1690	40.4
MERCURY	0.1 U	0.1 U	0.1 U	0.1 U	0.1 U	0.1 U	0.1 U
MOLYBDENUM	0.2 U	0.43 B	0.97 B	1.9	0.2 U	0.89 B	0.2 U
NICKEL	108	162	52.3	16.1	132	16.7	40.3
POTASSIUM						3850	
SELENIUM	0.21 B	0.14 U	0.23	0.14 U	1.5 B	0.14 U	0.14 U
SILVER	0.033 U	0.033 U	0.057 K	0.033 U	0.033 U	0.033 U	0.033 U
THALLIUM	0.12 U	0.16 B	0.21 B	0.12 B	0.12 U	0.12 U	0.12 U
VANADIUM	0.99 B	0.6 U	2.5	0.6 U	0.6 U	0.85	0.6 U
ZINC	660	230	60.6	18.7 B	69.1	12.7 B	192
INORGANICS FILTERED (ug/L)							
ANTIMONY	0.11 B	0.055 U	0.14	0.057	0.055 U	0.055 U	0.082 B
ARSENIC	0.21 U	1.5	0.93	0.28	1.7	0.83	0.21 U
BARIUM	174	274	38.8	102	110	274	13.4
BERYLLIUM	0.4 B	1.5	0.87	0.037 U	1.6	0.037 U	1.6
CADMIUM	0.16 B	0.091 B	0.14	0.027 U	0.027 U	0.027 U	0.031 B
CHROMIUM	0.066 U	0.066 U	0.38 B	0.066 U	0.066 U	0.066 U	0.095 B
COBALT	87.3	316	12.1	17.3	85.8	9.7	22.2
COPPER	2.1 K	0.36 B	0.66 B	0.26 B	0.21 B	0.16 B	4.3
IRON	34700	75200	94.6 B	4530	44500	30400	44.5 B
LEAD	0.07 B	0.041 B	0.11 B	0.05 B	0.064 B	0.053 B	0.14 B

Table E-1

Analytical Chemical Results for Groundwater Samples, July-August 2009
Lockheed Martin Middle River Complex, Middle River, Maryland

SAMPLE ID:	MRC-MW78B-081109	MRC-MW79B-081109	MRC-MW80A-082009	MRC-MW80B-082009	MRC-MW81A-082109	MRC-MW81B-082109	MRC-MW82A-082609
LABORATORY ID:	A9H130253005	A9H130253003	A9H220139002	A9H220139003	A9H220139005	A9H220139006	A9H270200004
SAMPLE DATE:	8/11/2009	8/11/2009	8/20/2009	8/20/2009	8/21/2009	8/21/2009	8/26/2009
LOCATION:	MRC-MW78B	MRC-MW79B	MRC-MW80A	MRC-MW80B	MRC-MW81A	MRC-MW81B	MRC-MW82A
MANGANESE	3410	22700	1850	1680	3520	1850	35.6
MERCURY	0.1 U	0.1 U	0.1 U	0.1 U	0.1 U	0.1 U	0.1 UL
MOLYBDENUM	0.2 U	0.2 U	0.7 B	1.1 B	0.2 U	0.7 B	0.2 U
NICKEL	102	161	67.8	26	127	14.3	37.3
SELENIUM	0.14 U	0.14 U	0.14 U	0.14 U	1.2	0.14 U	0.14 U
SILVER	0.033 U	0.033 U	0.033 U	0.033 U	0.033 U	0.033 U	0.033 U
THALLIUM	0.12 U	0.12 U	0.12 U	0.12 U	0.12 U	0.12 U	0.12 U
VANADIUM	0.6 U	0.6 U	0.6 U	0.6 U	0.6 U	0.6 U	0.6 U
ZINC	608	189	47.6	4.2 B	66.7	7.7 B	201
MISCELLANEOUS (mg/L)							
ALKALINITY						140	
AMMONIA-N						0.7	
CHLORIDE						125	
DISSOLVED ORGANIC CARBON						4	
NITRATE-N						0.023 U	
NITRITE-N						0.3	
ORTHOPHOSPHATE-P						0.1 B	
SULFATE						5.6	
TOTAL DISSOLVED SOLIDS						350	

Table E-1

Analytical Chemical Results for Groundwater Samples, July-August 2009
Lockheed Martin Middle River Complex, Middle River, Maryland

SAMPLE ID:	MRC-MW83A-081309	MRC-MW84A-081409	MRC-MW85A-081209	MRC-MW86A-081309	MRC-MW86B-081309
LABORATORY ID:	A9H150168004	A9H150168005	A9H130253008	A9H150168002	A9H150168003
SAMPLE DATE:	8/13/2009	8/14/2009	8/12/2009	8/13/2009	8/13/2009
LOCATION:	MRC-MW83A	MRC-MW84A	MRC-MW85A	MRC-MW86A	MRC-MW86B
VOLATILES (ug/L)					
1,1,1,2-TETRACHLOROETHANE	0.23 U	0.23 U	0.23 U	0.23 U	0.23 U
1,1,1-TRICHLOROETHANE	0.22 U	0.22 U	0.22 U	0.22 U	0.22 U
1,1,2,2-TETRACHLOROETHANE	0.18 U	0.18 U	0.18 U	0.18 U	0.18 U
1,1,2-TRICHLOROTRIFLUOROETHANE	0.28 U	0.28 U	0.28 U	0.28 U	0.28 U
1,1-DICHLOROETHANE	0.15 U	0.15 U	0.15 U	0.15 U	0.32 J
1,1-DICHLOROETHENE	0.19 U	0.19 U	0.19 U	0.19 U	0.19 U
1,1-DICHLOROPROPENE	0.13 U	0.13 U	0.13 U	0.13 U	0.13 U
1,2,3-TRICHLOROBENZENE	0.17 U	0.17 U	0.17 U	0.17 U	0.17 U
1,2,3-TRICHLOROPROPANE	0.43 U	0.43 U	0.43 U	0.43 U	0.43 U
1,2,3-TRIMETHYLBENZENE	0.0059 U	0.0059 U	0.0059 U	0.0059 U	0.0059 U
1,2,4-TRICHLOROBENZENE	0.15 U	0.15 U	0.15 U	0.15 U	0.15 U
1,2,4-TRIMETHYLBENZENE	0.12 U	0.12 U	0.12 U	0.12 U	0.12 U
1,2-DIBROMO-3-CHLOROPROPANE	0.67 U	0.67 U	0.67 U	0.67 U	0.67 U
1,2-DIBROMOETHANE	0.24 U	0.24 U	0.24 U	0.24 U	0.24 U
1,2-DICHLOROBENZENE	0.13 U	0.13 U	0.13 U	0.13 U	0.13 U
1,2-DICHLOROETHANE	0.22 U	0.22 U	0.22 U	0.22 U	0.22 U
1,2-DICHLOROPROPANE	0.18 U	0.18 U	0.18 U	0.18 U	0.18 U
1,3-DICHLOROBENZENE	0.14 U	0.14 U	0.14 U	0.14 U	0.14 U
1,3-DICHLOROPROPANE	0.16 U	0.16 U	0.16 U	0.16 U	0.16 U
1,4-DICHLOROBENZENE	0.13 U	0.13 U	0.13 U	0.13 U	0.13 U
2,2-DICHLOROPROPANE	0.13 U	0.13 U	0.13 U	0.13 U	0.13 U
2-BUTANONE	0.57 U	0.57 U	0.57 U	0.57 U	0.57 U
2-CHLOROETHYL VINYL ETHER	0.99 U	0.99 U	0.99 U	0.99 U	0.99 U
2-CHLOROTOLUENE	0.11 U	0.11 U	0.11 U	0.11 U	0.11 U
2-HEXANONE	0.41 U	0.41 U	0.41 U	0.41 U	0.41 U
4-CHLOROTOLUENE	0.18 U	0.18 U	0.18 U	0.18 U	0.18 U
4-ISOPROPYLTOLUENE	0.12 U	0.12 U	0.12 U	0.12 U	0.12 U

Table E-1

Analytical Chemical Results for Groundwater Samples, July-August 2009
Lockheed Martin Middle River Complex, Middle River, Maryland

SAMPLE ID:	MRC-MW83A-081309	MRC-MW84A-081409	MRC-MW85A-081209	MRC-MW86A-081309	MRC-MW86B-081309
LABORATORY ID:	A9H150168004	A9H150168005	A9H130253008	A9H150168002	A9H150168003
SAMPLE DATE:	8/13/2009	8/14/2009	8/12/2009	8/13/2009	8/13/2009
LOCATION:	MRC-MW83A	MRC-MW84A	MRC-MW85A	MRC-MW86A	MRC-MW86B
4-METHYL-2-PENTANONE	0.32 U	0.32 U	0.32 U	0.32 U	0.32 U
ACETONE	1.1 B	5.3 B	2.9 B	5.7 B	6.3 B
BENZENE	0.13 U	0.13 U	0.13 U	0.13 U	0.13 U
BROMOBENZENE	0.13 U	0.13 U	0.13 U	0.13 U	0.13 U
BROMOCHLOROMETHANE	0.29 U	0.29 U	0.29 U	0.29 U	0.29 U
BROMODICHLOROMETHANE	0.15 U	0.15 U	0.15 U	0.15 U	0.15 U
BROMOFORM	0.64 U	0.64 U	0.64 U	0.64 U	0.64 U
BROMOMETHANE	0.41 U	0.41 U	0.41 U	0.41 U	0.41 U
CARBON DISULFIDE	0.13 U	0.13 U	0.13 U	0.13 U	0.13 U
CARBON TETRACHLORIDE	0.13 U	0.13 U	0.13 U	0.13 U	0.13 U
CHLOROBENZENE	0.15 U	0.15 U	0.15 U	0.15 U	0.15 U
CHLORODIBROMOMETHANE	0.18 U	0.18 U	0.18 U	0.18 U	0.18 U
CHLOROETHANE	0.29 U	0.29 U	0.29 U	0.29 U	0.29 U
CHLOROFORM	0.16 U	0.56 J	1.2	0.16 U	0.16 U
CHLOROMETHANE	0.3 U	0.3 U	0.3 U	0.3 U	0.3 U
CIS-1,2-DICHLOROETHENE	0.17 U	0.17 U	0.17 U	0.17 U	0.17 U
CIS-1,3-DICHLOROPROPENE	0.14 U	0.14 U	0.14 U	0.14 U	0.14 U
DIBROMOMETHANE	0.28 U	0.28 U	0.28 U	0.28 U	0.28 U
DICHLORODIFLUOROMETHANE	0.31 U	0.31 U	0.31 U	0.31 U	0.31 U
DIISOPROPYL ETHER	1.5 U	1.5 U	1.5 U	1.5 U	1.5 U
ETHANE					
ETHENE					
ETHYL TERT-BUTYL ETHER	0.11 U	0.11 U	0.11 U	0.11 U	0.11 U
ETHYLBENZENE	0.17 U	0.17 U	0.17 U	0.17 U	0.17 U
HEXACHLOROBUTADIENE	0.3 U	0.3 U	0.3 U	0.3 U	0.3 U
ISOPROPYLBENZENE	0.13 U	0.13 U	0.13 U	0.13 U	0.13 U
M+P-XYLENES	0.24 U	0.24 U	0.24 U	0.24 U	0.24 U
METHANE					

Table E-1

Analytical Chemical Results for Groundwater Samples, July-August 2009
Lockheed Martin Middle River Complex, Middle River, Maryland

SAMPLE ID:	MRC-MW83A-081309	MRC-MW84A-081409	MRC-MW85A-081209	MRC-MW86A-081309	MRC-MW86B-081309
LABORATORY ID:	A9H150168004	A9H150168005	A9H130253008	A9H150168002	A9H150168003
SAMPLE DATE:	8/13/2009	8/14/2009	8/12/2009	8/13/2009	8/13/2009
LOCATION:	MRC-MW83A	MRC-MW84A	MRC-MW85A	MRC-MW86A	MRC-MW86B
METHYL TERT-BUTYL ETHER	0.17 U	0.17 U	0.17 U	0.17 U	0.17 U
METHYLENE CHLORIDE	0.33 U	0.33 U	0.33 U	0.33 U	0.33 U
NAPHTHALENE	0.24 U	0.24 U	0.24 U	0.24 U	0.24 U
N-BUTYLBENZENE	0.12 U	0.12 U	0.12 U	0.12 U	0.12 U
N-PROPYLBENZENE	0.14 U	0.14 U	0.14 U	0.14 U	0.14 U
O-XYLENE	0.14 U	0.14 U	0.14 U	0.14 U	0.14 U
SEC-BUTYLBENZENE	0.13 U	0.13 U	0.13 U	0.13 U	0.13 U
STYRENE	0.11 U	0.11 U	0.11 U	0.11 U	0.11 U
TERT-AMYL METHYL ETHER	0.067 U	0.067 U	0.067 U	0.067 U	0.067 U
TERT-BUTYLBENZENE	0.13 U	0.13 U	0.13 U	0.13 U	0.13 U
TERTIARY-BUTYL ALCOHOL	3.9 UR	3.9 UR	3.9 UR	3.9 UR	3.9 UR
TETRACHLOROETHENE	0.29 U	0.29 U	0.29 U	0.29 U	0.29 U
TOLUENE	0.13 U	0.13 U	0.13 U	0.13 U	0.13 U
TOTAL XYLENES	0.28 U	0.28 U	0.28 U	0.28 U	0.28 U
TRANS-1,2-DICHLOROETHENE	0.19 U	0.19 U	0.19 U	0.19 U	0.19 U
TRANS-1,3-DICHLOROPROPENE	0.19 U	0.19 U	0.19 U	0.19 U	0.19 U
TRICHLOROETHENE	0.17 U	0.17 U	0.17 U	0.17 U	0.17 U
TRICHLOROFLUOROMETHANE	0.21 U	0.21 U	0.21 U	0.21 U	0.21 U
VINYL ACETATE	0.19 U	0.19 U	0.19 U	0.19 U	0.19 U
VINYL CHLORIDE	0.22 U	0.22 U	0.22 U	0.22 U	0.29 J
SEMIVOLATILES (ug/L)					
1,4-DIOXANE	0.49 U	0.49 U	0.49 U	0.49 U	0.49 U
INORGANICS (ug/L)					
ANTIMONY	0.056 B	0.14 B	0.14 B	0.095 B	0.078 B
ARSENIC	0.21 U	0.22	0.24 B	1.3	0.56
BARIUM	6.5	28.6	28.8	283	215
BERYLLIUM	0.15 B	0.61	0.14 B	0.15 B	0.13 B
CADMIUM	0.027 U	0.058 B	0.069 B	0.028 B	0.027 U

Table E-1

Analytical Chemical Results for Groundwater Samples, July-August 2009
Lockheed Martin Middle River Complex, Middle River, Maryland

SAMPLE ID:	MRC-MW83A-081309	MRC-MW84A-081409	MRC-MW85A-081209	MRC-MW86A-081309	MRC-MW86B-081309
LABORATORY ID:	A9H150168004	A9H150168005	A9H130253008	A9H150168002	A9H150168003
SAMPLE DATE:	8/13/2009	8/14/2009	8/12/2009	8/13/2009	8/13/2009
LOCATION:	MRC-MW83A	MRC-MW84A	MRC-MW85A	MRC-MW86A	MRC-MW86B
CHROMIUM	1.2	0.67	10.3 B	0.28	0.34
COBALT	2.5	37.9	4.5	368	220
COPPER	0.91 K	2.4 K	0.94 B	0.41 B	0.44 B
IRON	1360	422	11 U	12200	60000
LEAD	0.19 B	0.33 B	0.054 B	0.17 B	0.19 B
MANGANESE	28.9	218	24.7	18800	11800
MERCURY	0.1 U	0.1 U	0.1 U	0.1 U	0.1 U
MOLYBDENUM	0.2 U	0.2 U	3.2	1.3 B	0.92 B
NICKEL	4.6	53.7	7.5	252	237
POTASSIUM					
SELENIUM	0.14 U	0.15	0.33 B	0.14 U	0.14 U
SILVER	0.033 U	0.033 U	0.033 U	0.033 U	0.033 U
THALLIUM	0.12 U	0.12 U	0.12 U	0.18 B	0.26 B
VANADIUM	2.6 B	0.68 B	0.6 U	0.6 U	0.6 U
ZINC	18.6 B	314	10.8 B	63.4	245
INORGANICS FILTERED (ug/L)					
ANTIMONY	0.055 U	0.095 B	0.25 B	0.055 U	0.055 U
ARSENIC	0.21 U	0.21 U	0.24 B	1.2	0.6
BARIUM	5.2	28.9	25.7	288	226
BERYLLIUM	0.12 B	0.6 B	0.056 B	0.12 B	0.077 B
CADMIUM	0.027 U	0.14 B	0.027 U	0.027 U	0.027 U
CHROMIUM	0.066 U	0.13	23.7	0.15	0.066 U
COBALT	2.1	38.4	2.3	334	207
COPPER	0.66 B	1.8 K	0.54 B	0.19 B	0.2 B
IRON	174	34.9 B	11 U	11900	44200
LEAD	0.041 B	0.11 B	0.055 B	0.066 B	0.05 B

Table E-1

Analytical Chemical Results for Groundwater Samples, July-August 2009
Lockheed Martin Middle River Complex, Middle River, Maryland

SAMPLE ID:	MRC-MW83A-081309	MRC-MW84A-081409	MRC-MW85A-081209	MRC-MW86A-081309	MRC-MW86B-081309
LABORATORY ID:	A9H150168004	A9H150168005	A9H130253008	A9H150168002	A9H150168003
SAMPLE DATE:	8/13/2009	8/14/2009	8/12/2009	8/13/2009	8/13/2009
LOCATION:	MRC-MW83A	MRC-MW84A	MRC-MW85A	MRC-MW86A	MRC-MW86B
MANGANESE	19	222	10.2	17400	11800
MERCURY	0.1 U	0.1 U	0.1 U	0.1 U	0.1 U
MOLYBDENUM	0.2 U	0.2 U	7.2	1.5	0.73 B
NICKEL	4.5	55.7	4 K	221	203
SELENIUM	0.14 U	0.16	0.72 B	0.14 U	0.14 U
SILVER	0.033 U	0.033 U	0.033 U	0.033 U	0.033 U
THALLIUM	0.12 U	0.12 U	0.12 U	0.12 U	0.12 U
VANADIUM	0.6 U	0.6 U	0.6 U	0.6 U	0.6 U
ZINC	15.8 B	315	19.2 B	52.8	188
MISCELLANEOUS (mg/L)					
ALKALINITY					
AMMONIA-N					
CHLORIDE					
DISSOLVED ORGANIC CARBON					
NITRATE-N					
NITRITE-N					
ORTHOPHOSPHATE-P					
SULFATE					
TOTAL DISSOLVED SOLIDS					

Table E-1

Analytical Chemical Results for Groundwater Samples, July-August 2009
Lockheed Martin Middle River Complex, Middle River, Maryland

SAMPLE ID:	MRC-MW87A-082009	MRC-78B-081709 (1)	MRC-MW88A-081809	MRC-MW88B-081809	MRC-MW90B-081809
LABORATORY ID:	A9H220139004	A9H190214002	A9H190214004	A9H190214005	A9H190214006
SAMPLE DATE:	8/20/2009	8/17/2009	8/18/2009	8/18/2009	8/18/2009
LOCATION:	MRC-MW87A	MRC-87B	MRC-MW88A	MRC-MW88B	MRC-MW90B
VOLATILES (ug/L)					
1,1,1,2-TETRACHLOROETHANE	0.23 U	0.58 U	9.2 U	0.23 U	1.3 U
1,1,1-TRICHLOROETHANE	0.22 U	0.55 U	8.8 U	0.22 U	1.3 U
1,1,2,2-TETRACHLOROETHANE	0.18 U	0.45 U	7.2 U	0.18 U	1 U
1,1,2-TRICHLOROTRIFLUOROETHANE	0.28 U	0.7 U	11 U	0.28 U	1.6 U
1,1-DICHLOROETHANE	0.15 U	0.38 U	6 U	0.15 U	0.86 U
1,1-DICHLOROETHENE	0.19 U	0.48 U	7.6 U	0.19 U	31
1,1-DICHLOROPROPENE	0.13 U	0.32 U	5.2 U	0.13 U	0.74 U
1,2,3-TRICHLOROBENZENE	0.17 U	0.59 J	6.8 U	0.17 U	0.97 U
1,2,3-TRICHLOROPROPANE	0.43 U	1.1 U	17 U	0.43 U	2.5 U
1,2,3-TRIMETHYLBENZENE	0.0059 U	0.015 U	0.24 U	0.0059 U	0.034 U
1,2,4-TRICHLOROBENZENE	0.15 U	0.5 B	6 U	0.15 U	0.86 U
1,2,4-TRIMETHYLBENZENE	0.12 U	0.3 U	4.8 U	0.12 U	0.69 U
1,2-DIBROMO-3-CHLOROPROPANE	0.67 U	1.7 U	27 U	0.67 U	3.8 U
1,2-DIBROMOETHANE	0.24 U	0.6 U	9.6 U	0.24 U	1.4 U
1,2-DICHLOROBENZENE	0.13 U	0.32 U	5.2 U	0.13 U	0.74 U
1,2-DICHLOROETHANE	0.22 U	0.55 U	8.8 U	0.22 U	1.3 U
1,2-DICHLOROPROPANE	0.18 U	0.45 U	7.2 U	0.18 U	1 U
1,3-DICHLOROBENZENE	0.14 U	0.35 U	5.6 U	0.14 U	0.8 U
1,3-DICHLOROPROPANE	0.16 U	0.4 U	6.4 U	0.16 U	0.91 U
1,4-DICHLOROBENZENE	0.13 U	0.32 U	5.2 U	0.13 U	0.74 U
2,2-DICHLOROPROPANE	0.13 U	0.32 U	5.2 U	0.13 U	0.74 U
2-BUTANONE	0.57 U	1.4 U	23 U	0.57 U	3.3 U
2-CHLOROETHYL VINYL ETHER	0.99 U	2.5 U	40 U	0.99 U	5.7 U
2-CHLOROTOLUENE	0.11 U	0.28 U	4.4 U	0.11 U	0.63 U
2-HEXANONE	0.41 U	1 U	16 U	0.41 U	2.3 U
4-CHLOROTOLUENE	0.18 U	0.45 U	7.2 U	0.18 U	1 U
4-ISOPROPYLTOLUENE	0.12 U	0.3 U	4.8 U	0.12 U	0.69 U

Table E-1

Analytical Chemical Results for Groundwater Samples, July-August 2009
Lockheed Martin Middle River Complex, Middle River, Maryland

SAMPLE ID:	MRC-MW87A-082009	MRC-78B-081709 (1)	MRC-MW88A-081809	MRC-MW88B-081809	MRC-MW90B-081809
LABORATORY ID:	A9H220139004	A9H190214002	A9H190214004	A9H190214005	A9H190214006
SAMPLE DATE:	8/20/2009	8/17/2009	8/18/2009	8/18/2009	8/18/2009
LOCATION:	MRC-MW87A	MRC-87B	MRC-MW88A	MRC-MW88B	MRC-MW90B
4-METHYL-2-PENTANONE	0.32 U	0.8 U	13 U	0.32 U	1.8 U
ACETONE	6.8 B	7.3 B	44 U	3.3 B	6.3 U
BENZENE	0.13 U	0.7 J	5.2 U	0.13 U	0.74 U
BROMOBENZENE	0.13 U	0.32 U	5.2 U	0.13 U	0.74 U
BROMOCHLOROMETHANE	0.29 U	0.72 U	12 U	0.29 U	1.7 U
BROMODICHLOROMETHANE	0.15 U	0.38 U	6 U	0.15 U	0.86 U
BROMOFORM	0.64 U	1.6 U	26 U	0.64 U	3.7 U
BROMOMETHANE	0.41 U	1 U	16 U	0.41 U	2.3 U
CARBON DISULFIDE	0.13 U	0.32 U	5.2 U	0.13 U	0.74 U
CARBON TETRACHLORIDE	0.13 U	0.32 U	5.2 U	0.13 U	0.74 U
CHLOROBENZENE	0.15 U	0.38 U	6 U	0.15 U	0.86 U
CHLORODIBROMOMETHANE	0.18 U	0.45 U	7.2 U	0.18 U	1 U
CHLOROETHANE	0.29 U	0.72 U	12 U	0.29 U	1.7 U
CHLOROFORM	0.16 U	1.8 J	6.4 U	0.84 J	0.91 U
CHLOROMETHANE	0.3 U	0.75 U	12 U	0.3 U	1.7 U
CIS-1,2-DICHLOROETHENE	0.25 J	4	51	0.17 U	33
CIS-1,3-DICHLOROPROPENE	0.14 U	0.35 U	5.6 U	0.14 U	0.8 U
DIBROMOMETHANE	0.28 U	0.7 U	11 U	0.28 U	1.6 U
DICHLORODIFLUOROMETHANE	0.31 U	0.78 U	12 U	0.31 U	1.8 U
DIISOPROPYL ETHER	1.9 J	3.8 U	60 U	1.5 U	8.6 U
ETHANE					
ETHENE					
ETHYL TERT-BUTYL ETHER	0.11 U	0.28 U	4.4 U	0.11 U	0.63 U
ETHYLBENZENE	0.17 U	0.42 U	6.8 U	0.17 U	0.97 U
HEXACHLOROBUTADIENE	0.3 U	1.2 B	12 U	0.3 U	1.7 U
ISOPROPYLBENZENE	0.13 U	0.32 U	5.2 U	0.13 U	0.74 U
M+P-XYLENES	0.24 U	0.6 U	9.6 U	0.24 U	1.4 U
METHANE					

Table E-1

Analytical Chemical Results for Groundwater Samples, July-August 2009
Lockheed Martin Middle River Complex, Middle River, Maryland

SAMPLE ID:	MRC-MW87A-082009	MRC-78B-081709 (1)	MRC-MW88A-081809	MRC-MW88B-081809	MRC-MW90B-081809
LABORATORY ID:	A9H220139004	A9H190214002	A9H190214004	A9H190214005	A9H190214006
SAMPLE DATE:	8/20/2009	8/17/2009	8/18/2009	8/18/2009	8/18/2009
LOCATION:	MRC-MW87A	MRC-87B	MRC-MW88A	MRC-MW88B	MRC-MW90B
METHYL TERT-BUTYL ETHER	0.17 U	0.42 U	6.8 U	0.17 U	0.97 U
METHYLENE CHLORIDE	0.33 U	0.82 U	13 U	0.33 U	1.9 U
NAPHTHALENE	0.79 J	0.63 J	9.6 U	0.24 U	1.4 U
N-BUTYLBENZENE	0.12 U	0.3 U	4.8 U	0.12 U	0.69 U
N-PROPYLBENZENE	0.14 U	0.35 U	5.6 U	0.14 U	0.8 U
O-XYLENE	0.14 U	0.35 U	5.6 U	0.14 U	0.8 U
SEC-BUTYLBENZENE	0.13 U	0.32 U	5.2 U	0.13 U	0.74 U
STYRENE	0.11 U	0.28 U	4.4 U	0.11 U	0.63 U
TERT-AMYL METHYL ETHER	0.067 U	0.17 U	2.7 U	0.067 U	0.38 U
TERT-BUTYLBENZENE	0.13 U	0.32 U	5.2 U	0.13 U	0.74 U
TERTIARY-BUTYL ALCOHOL	3.9 UR	10 J	160 UR	3.9 UR	22 UR
TETRACHLOROETHENE	0.29 U	0.72 U	12 U	0.29 U	1.7 U
TOLUENE	0.2 J	0.32 U	5.2 U	0.13 U	0.74 U
TOTAL XYLENES	0.28 U	0.7 U	11 U	0.28 U	1.6 U
TRANS-1,2-DICHLOROETHENE	0.19 U	0.48 U	7.6 U	0.19 U	1.1 U
TRANS-1,3-DICHLOROPROPENE	0.19 U	0.48 U	7.6 U	0.19 U	1.1 U
TRICHLOROETHENE	0.17 U	74	1500	0.79 J	220
TRICHLOROFLUOROMETHANE	0.21 U	0.52 U	8.4 U	0.21 U	1.2 U
VINYL ACETATE	0.19 U	0.48 U	7.6 U	0.19 U	1.1 U
VINYL CHLORIDE	0.22 U	0.55 U	8.8 U	0.22 U	1.3 U
SEMIVOLATILES (ug/L)					
1,4-DIOXANE	0.49 U	0.49 U	0.49 U	0.49 U	4.5
INORGANICS (ug/L)					
ANTIMONY	0.17	0.45	0.077	0.1 B	0.15
ARSENIC	5.1	1.2	2.9	3.8	2
BARIUM	246	157	20.4	15.4	143
BERYLLIUM	0.25	0.1 B	0.21 B	0.037 U	0.041 B
CADMIUM	0.027 U	0.027 U	0.027 U	0.027 U	0.027 U

Table E-1

Analytical Chemical Results for Groundwater Samples, July-August 2009
Lockheed Martin Middle River Complex, Middle River, Maryland

SAMPLE ID:	MRC-MW87A-082009	MRC-78B-081709 (1)	MRC-MW88A-081809	MRC-MW88B-081809	MRC-MW90B-081809
LABORATORY ID:	A9H220139004	A9H190214002	A9H190214004	A9H190214005	A9H190214006
SAMPLE DATE:	8/20/2009	8/17/2009	8/18/2009	8/18/2009	8/18/2009
LOCATION:	MRC-MW87A	MRC-87B	MRC-MW88A	MRC-MW88B	MRC-MW90B
CHROMIUM	1.8	1.8	0.13 B	0.066 U	2.9
COBALT	5.4	44.5	13.1	0.62	2.3
COPPER	2.5 B	0.81 K	0.087 B	0.11 B	1 K
IRON	96100	34400	8620	15300	2080
LEAD	0.96	0.4 B	0.037 B	0.034 U	0.42 B
MANGANESE	3990	2270	440	210	132
MERCURY	0.1 U	0.1 U	0.1 U	0.1 U	0.1 U
MOLYBDENUM	1.1 B	1.2 B	0.9 B	0.55 B	2.1
NICKEL	4.9	66	19.1	0.91 K	1.8 K
POTASSIUM					
SELENIUM	0.45	0.26	0.14 U	0.14 U	0.16
SILVER	0.033 U	0.033 U	0.033 U	0.033 U	0.033 U
THALLIUM	0.12 U	0.12 U	0.12 U	0.12 U	0.12 U
VANADIUM	1.3	2.1	0.6 U	0.6 U	2.1
ZINC	12.1 B	44.9	17.3 B	8.2 B	31.3 K
INORGANICS FILTERED (ug/L)					
ANTIMONY	0.055 U	0.19 B	0.055 U	0.055 U	0.11
ARSENIC	5.5	0.89	2.3	3.3	1.7
BARIUM	288	147	17.4	14.2	144
BERYLLIUM	0.18	0.087 B	0.25 B	0.037 U	0.037 U
CADMIUM	0.027 U	0.029 B	0.027 U	0.027 U	0.027 U
CHROMIUM	0.56 B	0.27 B	0.1 B	0.066 U	0.4 B
COBALT	6.1	43.3	16.2	0.8	1.5
COPPER	0.84 B	0.34 B	0.19 B	0.12 B	1.1 K
IRON	111000	29700	7340	14200	2070
LEAD	0.34 B	0.066 B	0.036 B	0.038 B	0.1 B

Table E-1

Analytical Chemical Results for Groundwater Samples, July-August 2009
Lockheed Martin Middle River Complex, Middle River, Maryland

SAMPLE ID:	MRC-MW87A-082009	MRC-78B-081709 (1)	MRC-MW88A-081809	MRC-MW88B-081809	MRC-MW90B-081809
LABORATORY ID:	A9H220139004	A9H190214002	A9H190214004	A9H190214005	A9H190214006
SAMPLE DATE:	8/20/2009	8/17/2009	8/18/2009	8/18/2009	8/18/2009
LOCATION:	MRC-MW87A	MRC-87B	MRC-MW88A	MRC-MW88B	MRC-MW90B
MANGANESE	4490	2200	350	199	186
MERCURY	0.1 U	0.1 U	0.1 U	0.1 U	0.1 U
MOLYBDENUM	1.2 B	0.41 B	0.65 B	0.45 B	1.4 B
NICKEL	3.8	65.2	24.9	1.1 K	1.1 K
SELENIUM	0.6	0.38	0.14 U	0.14 U	0.14 U
SILVER	0.033 U	0.033 U	0.033 U	0.033 U	0.033 U
THALLIUM	0.12 U	0.12 U	0.12 U	0.12 U	0.12 U
VANADIUM	0.6 U	0.6 U	0.6 U	0.6 U	0.6 U
ZINC	7.6 B	36.3 K	23 B	7.5 B	10.3 B
MISCELLANEOUS (mg/L)					
ALKALINITY					
AMMONIA-N					
CHLORIDE					
DISSOLVED ORGANIC CARBON					
NITRATE-N					
NITRITE-N					
ORTHOPHOSPHATE-P					
SULFATE					
TOTAL DISSOLVED SOLIDS					

B - Analyte was detected but is considered to be a laboratory contaminant.
J - Positive value is considered estimated as a result of technical noncompliance.
K - Positive value is considered biased high as a result of techical noncompliance.
L - Positive value is considered biased low as a result of technical noncompliance.
U - Not detected.
ug/L - micrograms per liter (i.e., parts per billion)
R - Result not reliable.
1 This sample was submitted as MRC-MW78B-081709 but was collected from well MRC-MW87B.